

CALENDAR FOR THE BOARD OF SUPERVISORS  
CONTRA COSTA COUNTY  
AND FOR SPECIAL DISTRICTS, AGENCIES, AND AUTHORITIES GOVERNED BY THE BOARD  
BOARD CHAMBERS, ADMINISTRATION BUILDING, 1025 ESCOBAR STREET  
MARTINEZ, CALIFORNIA 94553-1229

**KAREN MITCHOFF**, CHAIR, 4TH DISTRICT  
**FEDERAL D. GLOVER**, VICE CHAIR, 5TH DISTRICT  
**JOHN GIOIA**, 1ST DISTRICT  
**CANDACE ANDERSEN**, 2ND DISTRICT  
**DIANE BURGIS**, 3RD DISTRICT

**MONICA NINO**, CLERK OF THE BOARD AND COUNTY ADMINISTRATOR, (925) 655-2075

PERSONS WHO WISH TO ADDRESS THE BOARD DURING PUBLIC COMMENT OR WITH RESPECT TO AN ITEM THAT IS ON THE AGENDA, MAY BE LIMITED TO TWO (2) MINUTES.  
A LUNCH BREAK MAY BE CALLED AT THE DISCRETION OF THE BOARD CHAIR.

**The Board meeting will be accessible in-person, via television, and via live-streaming to all members of the public. Board meetings are televised live on Comcast Cable 27, ATT/U-Verse Channel 99, and WAVE Channel 32, and can be seen live online at [www.contracosta.ca.gov](http://www.contracosta.ca.gov).**

Persons who wish to address the board during public comment or with respect to an item on the agenda may comment in person or may call in during the meeting by dialing **888-278-0254** followed by the access code **843298#**. A caller should indicate they wish to speak on an agenda item, by pushing "#2" on their phone. Access via Zoom is also available using the following link: <https://cccouny-us.zoom.us/j/87344719204>. Those participating via Zoom should indicate they wish to speak on an agenda item by using the "raise your hand" feature in the Zoom app. To provide contact information, please contact Clerk of the Board at [clerkoftheboard@cob.cccounty.us](mailto:clerkoftheboard@cob.cccounty.us) or call 925-655-2000.

Meetings of the Board are closed-captioned in real time. Public comment generally will be limited to two minutes. Your patience is appreciated. A Spanish language interpreter is available to assist Spanish-speaking callers.

A lunch break or closed session may be called at the discretion of the Board Chair.  
Staff reports related to open session items on the agenda are also accessible online at [www.contracosta.ca.gov](http://www.contracosta.ca.gov).

**ANNOTATED AGENDA & MINUTES**  
**December 6, 2022**

**9:00 A.M. Convene, call to order and opening ceremonies.**  
**Closed Session**

A. CONFERENCE WITH LABOR NEGOTIATORS (Gov. Code § 54957.6)

1. Agency Negotiators: Monica Nino.

Employee Organizations: Public Employees Union, Local 1; AFSCME Locals 512 and 2700; California Nurses Assn.; SEIU Locals 1021 and 2015; District Attorney Investigators' Assn.; Deputy Sheriffs Assn.; United Prof. Firefighters I.A.F.F., Local 1230; Physicians' & Dentists' Org. of Contra Costa; Western Council of Engineers; United Chief Officers Assn.; Contra Costa County Defenders Assn.; Contra Costa County Deputy District Attorneys' Assn.; Prof. & Tech. Engineers IFPTE, Local 21; and Teamsters Local 856.

2. Agency Negotiators: Monica Nino.

Unrepresented Employees: All unrepresented employees.

B. PUBLIC EMPLOYMENT (Gov. Code, § 54957)

Title: County Counsel

**Inspirational Thought-** *"When our identity comes from the self, we keep our energy to ourselves. We feel energetic, we feel powerful, and we experience youthful vigor."* ~Deepak Chopra, author

Present: John Gioia, District I Supervisor; Candace Andersen, District II Supervisor; Diane Burgis, District III Supervisor; Karen Mitchoff, District IV Supervisor; Federal D. Glover, District V Supervisor

Staff Present: Monica Nino, County Administrator  
Thomas Geiger, Chief Assistant County Counsel

**CONSIDER CONSENT ITEMS** (Items listed as C.1 through C.56 on the following agenda) – Items are subject to removal from Consent Calendar by request of any Supervisor. **Items removed from the Consent Calendar will be considered with the Discussion Items.**

**DISCUSSION ITEMS**

**D.1** RECEIVE report from the Department of Conservation and Development on the Draft Housing Element of the County General Plan, ACCEPT public comments, and PROVIDE direction to staff. (Maureen Toms, Department of Conservation and Development)

**Speakers: No name given; Hanna, Partnership for the Bay's Future.**

**Staff noted the draft contains a clerical error in the zoning listed for the Mauzy School in Alamo, which will be corrected before submission to the state.**

**RECEIVED the report; ACCEPTED public comment; and DIRECTED staff to ensure that expedition of our response occurs and upon the first response from HCD the county adopt the housing element and incorporating responses as appropriate.**

AYE: District I Supervisor John Gioia, District II Supervisor Candace Andersen, District III Supervisor Diane Burgis, District IV Supervisor Karen Mitchoff, District V Supervisor Federal D. Glover

**D.2** CONSIDER introducing Ordinance No. 2022-28, allowing the sale and delivery of non-flavored cannabis vaping products, waive reading, and fix December 13, 2022, for adoption, and directing Contra Costa Health Services to consult with stakeholders to develop a proposed program designed to raise awareness about the dangers of youth cannabis vaping and curtail the illegal market, and return to the Board of Supervisors with a recommended program. (Supervisor Burgis)

**Speakers: Larry A. Bernard, M.D.; John Gomez, UFCW 5; Olivia T. Lazo; Garrison Hashine; Jim Araby, UFCW; Boston McGee; Stephanie Uy, NORML; Pablo Coronel; Renee Lee, Rossmoor Compassion Society; Nattali Lahdaa, Contra Costa NORML; Steven Chow, Shryne Group; Amaya; Jacqueline, West Contra Costa Alcohol Policy Coalition; No Name Given; Sean Kiernan; Dr. Lynn Silver, Senior Advisor, Public Health Institute U.C.S.F.; Pablo Gorman; Dale Geringer, Director California NORML; Joe Fillborehoff, Sacramento Commissioner; Mike McDermott; Michelle Swett, Austin Legal Group; Shamika Bowles, Youth Advocating Change Halting Tobacco; Zoe Schreiber, California Cannabis Industry Association, Garden of Eden Dispensaries and Alameda County and farms; William; Laura Fogelman; Sara Armstrong, Americans for Safe Access; Jimmy, Contra Costa Tobacco Coalition; Edgar Martinez, Antioch; Greg Kremenly.**



AYE: District II Supervisor Candace Andersen, District III Supervisor Diane Burgis, District IV Supervisor Karen Mitchoff

NO: District I Supervisor John Gioia, District V Supervisor Federal D. Glover

**D.3** RECEIVE monthly update on the activities and oversight of the County's Head Start Program (Marla Stuart, Employment and Human Services Director)

AYE: District I Supervisor John Gioia, District II Supervisor Candace Andersen, District III Supervisor Diane Burgis, District IV Supervisor Karen Mitchoff, District V Supervisor Federal D. Glover

**D.4** HEARING to consider adopting Ordinance 2022-37, authorizing the establishment of child care centers that have obtained all required state and local agency approvals and licenses in residential, recreation, office, agricultural, business, and commercial zoning districts with the issuance of a land use permit. (Aruna Bhat and Jennifer Cruz, Department of Conservation and Development)

AYE: District I Supervisor John Gioia, District II Supervisor Candace Andersen, District III Supervisor Diane Burgis, District IV Supervisor Karen Mitchoff, District V Supervisor Federal D. Glover

**D.5** CONSIDER accepting the Los Medanos Health Advisory Committee (LMHAC) 2022/23 Interim Grant Program Plan; approving and authorizing the Health Services Director, or designee, to allocate up to \$500,000 in grants to identified community-based organizations providing health related programs for residents of the Los Medanos Health Area; and APPROVE and AUTHORIZE the Auditor-Controller to issue grant awards payments totaling up to \$90,000 for immediate allocation to the identified programs providing essential services or a holiday event in December 2022. (Shanelle Preston, LMHAC Chair, and Ernesto De La Torre, LMHAC staff)

**Speakers: Ray, Executive Director, Healthy Arch Institute; Willy, Youth County AACP.**

**The presentation slides were not available at the time of publication of the agenda. They are adopted into the record by unanimous vote of the Board.**

AYE: District I Supervisor John Gioia, District II Supervisor Candace Andersen, District III Supervisor Diane Burgis, District IV Supervisor Karen Mitchoff, District V Supervisor Federal D. Glover

**D. 6** CONSIDER Consent Items previously removed.

**There were no consent items removed for discussion.**

**D. 7** PUBLIC COMMENT (2 Minutes/Speaker)

**There were no requests to speak at public comment.**

**Written commentary was provided by Maureen Brennan regarding our climate emergency, stating there is no need for 2 additional drilling sites as proposed by Bob Nunn, and noting there are approximately 120 capped drilling sites in Contra Costa. (Attached).**

**D. 8** CONSIDER reports of Board members.

**There were no items reported today.**

*ADJOURN in memory of*

*Bob Delevati  
Former Assistant County Registrar*

**Adjourned today's meeting at 1:40 p.m.**

**CONSENT ITEMS**

**Road and Transportation**

**C. 1** ACCEPT the County's Development Impact Fee Annual Report for fiscal year 2021/2022 for the Area of Benefit program in unincorporated Contra Costa County, as recommended by the Public Works Director, Countywide. (No fiscal impact)

AYE: District I Supervisor John Gioia, District II Supervisor Candace Andersen, District III Supervisor Diane Burgis, District IV Supervisor Karen Mitchoff, District V Supervisor Federal D. Glover

**C. 2** ACCEPT the County's North Richmond Area of Benefit Development Impact Fee Five-Year Program Report for fiscal years 2017/2018 through 2021/2022, as recommended by the Public Works Director, North Richmond area. (No fiscal impact)

AYE: District I Supervisor John Gioia, District II Supervisor Candace Andersen, District III Supervisor Diane Burgis, District IV Supervisor Karen Mitchoff, District V Supervisor Federal D. Glover

**C. 3** ACCEPT the County's South County Area of Benefit Development Impact Fee Five-Year Program Report for fiscal years 2017/2018 through 2021/2022, as recommended by the Public Works Director, South County area. (No fiscal impact)

AYE: District I Supervisor John Gioia, District II Supervisor Candace Andersen, District III Supervisor Diane Burgis, District IV Supervisor Karen Mitchoff, District V Supervisor Federal D. Glover

**C. 4** AWARD and AUTHORIZE the Public Works Director, or designee, to execute a construction contract in the amount of \$2,760,070 with Ghilotti Bros., Inc., for the Danville Boulevard-Orchard Court Complete Streets Improvement Project, Alamo area. (19% Measure J Regional Funds, 37% Highway Safety Improvement Grant Funds, and 44% Local Road Funds)

AYE: District I Supervisor John Gioia, District II Supervisor Candace Andersen, District III Supervisor Diane Burgis, District IV Supervisor Karen Mitchoff, District V Supervisor Federal D. Glover

**Engineering Services**

**C. 5** APPROVE the Fiscal Year 2022/23 Dougherty Valley Maintenance County Service Area M-29 budget totaling \$27,502,372, as recommended by the Public Works Director, San Ramon (Dougherty Valley) area. (100% County Service Area M-29 Funds)

AYE: District I Supervisor John Gioia, District II Supervisor Candace Andersen, District III Supervisor Diane Burgis, District IV Supervisor Karen Mitchoff, District V Supervisor Federal D. Glover

**C. 6** ADOPT Resolution No. 2022/405 accepting for recording purposes only an Offer of Dedication for Roadway Purposes for minor subdivision MS20-00002, for a project being developed by Civic Park Balfour, LLC, as recommended by the Public Works Director, Brentwood area. (No fiscal impact)

AYE: District I Supervisor John Gioia, District II Supervisor Candace Andersen, District III Supervisor Diane Burgis, District IV Supervisor Karen Mitchoff, District V Supervisor Federal D. Glover

**C. 7** ADOPT Resolution No. 2022/407 approving the Parcel Map and Subdivision Agreement for minor subdivision MS20-00002, for a project being developed by Civic Park Balfour, LLC, as recommended by the Public Works Director, Brentwood area. (No fiscal impact)

AYE: District I Supervisor John Gioia, District II Supervisor Candace Andersen, District III Supervisor Diane Burgis, District IV Supervisor Karen Mitchoff, District V Supervisor Federal D. Glover

### **Special Districts & County Airports**

**C. 8** APPROVE and AUTHORIZE the Chief Engineer, Contra Costa County Flood Control and Water Conservation District, or designee, to execute on behalf of the Contra Costa Clean Water Program, a contract amendment with Psomas to extend the term through December 31, 2023, for on-call geographic information system technical support services, with no change to the payment limit, Countywide. (No fiscal impact)

AYE: District I Supervisor John Gioia, District II Supervisor Candace Andersen, District III Supervisor Diane Burgis, District IV Supervisor Karen Mitchoff, District V Supervisor Federal D. Glover

**C. 9** Acting as the governing body of the Contra Costa County Flood Control and Water Conservation District, APPROVE and AUTHORIZE the Chief Engineer, or designee, to execute an amendment to the agreement with the California Department of Water Resources: Flood Emergency Response Projects Grant Program — Statewide, to extend the term through April 29, 2024, with no change in the grant amount, Concord, Danville, Martinez, Pacheco, Pinole, Pleasant Hill, Rodeo, San Pablo, Richmond, and Walnut Creek areas. (No fiscal impact)

AYE: District I Supervisor John Gioia, District II Supervisor Candace Andersen, District III Supervisor Diane Burgis, District IV Supervisor Karen Mitchoff, District V Supervisor Federal D. Glover

### **Claims, Collections & Litigation**

**C.10** DENY claim filed by THC - Orange County, LLC (dba Kindred Hospital San Francisco Bay Area).

AYE: District I Supervisor John Gioia, District II Supervisor Candace Andersen, District III Supervisor Diane Burgis, District IV Supervisor Karen Mitchoff, District V Supervisor Federal D. Glover

### **Appointments & Resignations**

**C.11** DECLARE a vacancy in the Business Seat 3 on the Hazardous Materials Commission for a term ending December 31, 2024, and DIRECT the Clerk of the Board to post the vacancy, as recommended by the Health Services Director.

AYE: District I Supervisor John Gioia, District II Supervisor Candace Andersen, District III Supervisor Diane Burgis, District IV Supervisor Karen Mitchoff, District V Supervisor Federal D. Glover

**C.12** APPROVE the new medical staff, affiliates and tele-radiologist appointments and reappointments, additional privileges, medical staff advancement, and voluntary resignations as recommended by the Medical Staff Executive Committee and the Health Services Director. (No fiscal impact)

AYE: District I Supervisor John Gioia, District II Supervisor Candace Andersen, District III Supervisor Diane Burgis, District IV Supervisor Karen Mitchoff, District V Supervisor Federal D. Glover

### **Appropriation Adjustments**

**C.13** **Employment and Human Services Department (0501)**: APPROVE Appropriation Adjustment No.005022 authorizing the transfer of current year appropriation of \$1,750,000 from the Employment and Human Services Department - Administration (Admin) to the Employment and Human Services Department - Workforce Development Board (WDB), as recommended by the Employment and Human Services Director. (100% Measure X)

AYE: District I Supervisor John Gioia, District II Supervisor Candace Andersen, District III Supervisor Diane Burgis, District IV Supervisor Karen Mitchoff, District V Supervisor Federal D. Glover

**C.14** P-6 Zone (7656)/Sheriff's Office (0255): APPROVE Appropriations and Revenue Adjustment No. 005025 authorizing new revenue in the amount of \$600,000 from Service Area P-6 funding and appropriating it for the purchase of Tasers, in the Sheriff's Office (0255), Training Division (2501). (100% P-6 Zone Funding)

AYE: District I Supervisor John Gioia, District II Supervisor Candace Andersen, District III Supervisor Diane Burgis, District IV Supervisor Karen Mitchoff, District V Supervisor Federal D. Glover

### **Personnel Actions**

**C.15** ADOPT Position Adjustment Resolution No. 25929 to establish the classifications of Respiratory Care Services Manager and add one position, Respiratory Care Services Supervisor and add two positions, and Cardiology Services Manager and add one (1) position; and abolish the classifications of Assistant Chief Cardiopulmonary Support Services and Chief Cardiopulmonary Support Services and cancel vacant positions in those classifications; and cancel two Public Health Program Specialist I, and one Ambulatory Care Clinical Coordinator (VAHB) positions in the Health Services Department. (Cost Savings, Hospital Enterprise Fund I)(Represented)

AYE: District I Supervisor John Gioia, District II Supervisor Candace Andersen, District III Supervisor Diane Burgis, District IV Supervisor Karen Mitchoff, District V Supervisor Federal D. Glover

**C.16** ADOPT Position Adjustment Resolution No. 25985 to reclassify one Public Health Nutritionist (represented) and its incumbent to Senior Public Health Nutritionist (represented) in the Health Services Department. (100% Older Americans Act Adjustment Funds)

AYE: District I Supervisor John Gioia, District II Supervisor Candace Andersen, District III Supervisor Diane Burgis, District IV Supervisor Karen Mitchoff, District V Supervisor Federal D. Glover

**C.17** ADOPT Position Adjustment Resolution No. 26071 to add one limited term Elections Services Supervisor (represented) position in the Clerk-Recorder Department. (100% General Fund)

AYE: District I Supervisor John Gioia, District II Supervisor Candace Andersen, District III Supervisor Diane Burgis, District IV Supervisor Karen Mitchoff, District V Supervisor Federal D. Glover

**C.18** ADOPT Position Adjustment Resolution No. 26074 to cancel one (1) Network Technician II (represented), one (1) Information Systems Project Manager (represented), one (1) Information Systems Manager I (represented), one (1) Account Clerk Experienced Level (represented), and add one (1) Network Administrator II (represented), one (1) Information Systems Manager II (represented), one (1) Information Systems Division Director (exempt) in the Department of Information Technology. (100% User Departments)

AYE: District I Supervisor John Gioia, District II Supervisor Candace Andersen, District III Supervisor Diane Burgis, District IV Supervisor Karen Mitchoff, District V Supervisor Federal D. Glover

### **Leases**

**C.19** APPROVE and AUTHORIZE the Public Works Director, or designee, to execute a lease with United States Postal Service for a term of two years, effective January 1, 2023, for 2,223 square feet of office and storage space for the Office of the Sheriff – Court Security, located at 815 Court Street, Martinez, at an annual rent of \$41,217 with no increases. (100% General Fund)

AYE: District I Supervisor John Gioia, District II Supervisor Candace Andersen, District III Supervisor Diane Burgis, District IV Supervisor Karen Mitchoff, District V Supervisor Federal D. Glover

## Grants & Contracts

**APPROVE and AUTHORIZE execution of agreements between the County and the following agencies for receipt of fund and/or services:**

**C.20** APPROVE and AUTHORIZE the Animal Services Director, or designee, to accept and execute any necessary documents associated with the California for All Animals Program Grant from The Regents of the University of California, on behalf of its Davis Campus School of Veterinary Medicine in an amount not to exceed \$200,000, to update the department's strategic plan, community engagement program, and marketing program, for the period of September 1, 2022, through August 31, 2024. (100% State funds)

AYE: District I Supervisor John Gioia, District II Supervisor Candace Andersen, District III Supervisor Diane Burgis, District IV Supervisor Karen Mitchoff, District V Supervisor Federal D. Glover

**C.21** APPROVE and AUTHORIZE the Health Services Director, or designee, to execute a contract amendment with the City of Concord, effective July 1, 2022, to increase the amount payable to the County by \$400,000 to a new amount of up to \$1,066,218 and to extend the term from June 30, 2022 to June 30, 2023 for the continuation of CORE Program services in Concord. (No County match)

AYE: District I Supervisor John Gioia, District II Supervisor Candace Andersen, District III Supervisor Diane Burgis, District IV Supervisor Karen Mitchoff, District V Supervisor Federal D. Glover

**C.22** ADOPT Resolution No. 2022/414 authorizing the Sheriff-Coroner, or designee, to apply for and accept State Homeland Security Grant Program funds in an initial amount of \$1,200,000 from the California Governor's Office of Emergency Services to assist in preventing and responding to terrorist attacks for the period of September 1, 2022, through the end of the grant fund availability. (100% Federal, no County match)

AYE: District I Supervisor John Gioia, District II Supervisor Candace Andersen, District III Supervisor Diane Burgis, District IV Supervisor Karen Mitchoff, District V Supervisor Federal D. Glover

**C.23** APPROVE and AUTHORIZE the Health Services Director, or designee, to accept a grant award from the Department of Health and Human Services, Substance Abuse and Mental Health Services Administration, in an amount up to \$1,016,548 for the Mobile Crisis Response Team Expansion Project for the period September 30, 2022 through September 29, 2023. (No County match)

AYE: District I Supervisor John Gioia, District II Supervisor Candace Andersen, District III Supervisor Diane Burgis, District IV Supervisor Karen Mitchoff, District V Supervisor Federal D. Glover

**C.24** APPROVE and AUTHORIZE the Health Services Director, or designee, to accept a grant award with the Department of Health and Human Services, Health Resources and Services Administration, in an amount up to \$1,000,000 for the Community Project Funding/Congressionally Directed Spending - Construction to be used to renovate the A3 Wellness campus located at 1034 Oak Grove Road in Concord for the period August 1, 2022 through July 31, 2025. (No County match)

AYE: District I Supervisor John Gioia, District II Supervisor Candace Andersen, District III Supervisor Diane Burgis, District IV Supervisor Karen Mitchoff, District V Supervisor Federal D. Glover

**C.25** ADOPT Resolution No. 2022/492 to approve and authorize the Employment and Human Services Director, or designee, to execute a contract with the California Department of Community Services and Development to accept funding in an amount not to exceed \$3,367,278 for the Low Income Home Energy Assistance Program (LIHEAP) for the period November 1, 2022 through June 30, 2024. (100% Federal) (No County match)

AYE: District I Supervisor John Gioia, District II Supervisor Candace Andersen, District III Supervisor Diane Burgis, District IV Supervisor Karen Mitchoff, District V Supervisor Federal D. Glover

**APPROVE and AUTHORIZE execution of agreement between the County and the following parties as noted for the purchase of equipment and/or services:**

**C.26** APPROVE and AUTHORIZE the Health Services Director, or designee, to execute a contract with Leica Microsystems, Inc., in an amount not to exceed \$596,174 for the purchase of tissue sample equipment and reagent supplies for the Contra Costa Regional Medical Center for the period from September 1, 2022, through August 31, 2027. (100% Hospital Enterprise Fund I)

AYE: District I Supervisor John Gioia, District II Supervisor Candace Andersen, District III Supervisor Diane Burgis, District IV Supervisor Karen Mitchoff, District V Supervisor Federal D. Glover

**C.27** APPROVE and AUTHORIZE the Health Services Director, or designee, to execute a letter of termination with Bio-Rad Laboratories, Inc. to terminate Quality Controls Purchase Agreement dated June 28, 2022, and APPROVE and AUTHORIZE the Purchasing Agent to execute, on behalf of the Health Services Director, a purchase order with Bio-Rad Laboratories, Inc. in an amount not to exceed \$1,500,000, and any related letters of participation, for the purchase of reagents and supplies for the Clinical Laboratory at the Contra Costa Regional Medical Center for the period of July 1, 2022 to June 30, 2027. (100% Hospital Enterprise Fund I)

AYE: District I Supervisor John Gioia, District II Supervisor Candace Andersen, District III Supervisor Diane Burgis, District IV Supervisor Karen Mitchoff, District V Supervisor Federal D. Glover

**C.28** APPROVE and AUTHORIZE the Conservation and Development Director, or designee, to execute a contract amendment with Environmental Science Associates, a corporation, to extend the term from December 31, 2022 through December 31, 2023 with no change to the payment limit of \$402,588, to complete the California Environmental Quality Act review process for the Keller Canyon Landfill land use permit amendment. (100% land use permit fees)

AYE: District I Supervisor John Gioia, District II Supervisor Candace Andersen, District III Supervisor Diane Burgis, District IV Supervisor Karen Mitchoff, District V Supervisor Federal D. Glover

**C.29**

APPROVE and AUTHORIZE the Health Services Director, or designee, to execute a contract with Diablo Valley Perinatal Associates, Inc., in an amount not to exceed \$700,000 to provide high-risk obstetrics perinatology services for Contra Costa Health Plan members and County recipients for the period January 1, 2023 through December 31, 2024. (100% Contra Costa Health Plan Enterprise Fund II)

AYE: District I Supervisor John Gioia, District II Supervisor Candace Andersen, District III Supervisor Diane Burgis, District IV Supervisor Karen Mitchoff, District V Supervisor Federal D. Glover

**C.30** APPROVE and AUTHORIZE the Public Works Director, or designee, to execute a contract amendment with Robinson Mills + Williams, effective November 29, 2022, to increase the payment limit by \$1,000,000 to a new payment limit of \$2,500,000 to continue providing as-needed architectural services for various County projects, with no change to the term, Countywide. (100% Various Funds)

AYE: District I Supervisor John Gioia, District II Supervisor Candace Andersen, District III Supervisor Diane Burgis, District IV Supervisor Karen Mitchoff, District V Supervisor Federal D. Glover

**C.31** APPROVE and AUTHORIZE the Purchasing Agent, or designee, on behalf of the Probation Department, to purchase 140 Target gift cards in the following amounts; one hundred (100) \$20 gift cards and forty (40) \$50 gift cards for a total of \$4,000, to provide support to foster parents caring for youth prior to the Resource Family Approval process. (100% General Fund)

AYE: District I Supervisor John Gioia, District II Supervisor Candace Andersen, District III Supervisor Diane Burgis, District IV Supervisor Karen Mitchoff, District V Supervisor Federal D. Glover

**C.32** APPROVE and AUTHORIZE the Human Resources Director, or designee, to extend the contract term with Worxtime, LLC through December 31, 2023, and increase the contract payment limit by \$75,000 to a new payment limit of \$375,000 to file required IRS reports and mail health insurance coverage statements to County employees.(100% Benefits Administration fee)

AYE: District I Supervisor John Gioia, District II Supervisor Candace Andersen, District III Supervisor Diane Burgis, District IV Supervisor Karen Mitchoff, District V Supervisor Federal D. Glover

**C.33** APPROVE and AUTHORIZE the Purchasing Agent to execute, on behalf of the County Librarian, a purchase order with Baker & Taylor in an amount not to exceed \$360,249 for book rental for the Contra Costa County Library, for the period January 1 through December 31, 2023. (100% Library Fund)

AYE: District I Supervisor John Gioia, District II Supervisor Candace Andersen, District III Supervisor Diane Burgis, District IV Supervisor Karen Mitchoff, District V Supervisor Federal D. Glover

**C.34** APPROVE and AUTHORIZE the Health Services Director, or designee, to execute a contract with Vasanta Venkat Giri, M.D., in an amount not to exceed \$263,578 to provide telepsychiatry services to children and adolescents in Central Contra Costa County for the period January 1, 2023 through December 31, 2023. (50% Federal Medi-Cal, 50% Mental Health Realignment)

AYE: District I Supervisor John Gioia, District II Supervisor Candace Andersen, District III Supervisor Diane Burgis, District IV Supervisor Karen Mitchoff, District V Supervisor Federal D. Glover

**C.35** APPROVE and AUTHORIZE the Health Services Director, or designee, to execute a contract with West Coast Kidney Institute, in an amount not to exceed \$2,000,000 to provide nephrology services for Contra Costa Health Plan members and County recipients for the period January 1, 2023 through December 31, 2023. (100% Contra Costa Health Plan Enterprise Fund II)

AYE: District I Supervisor John Gioia, District II Supervisor Candace Andersen, District III Supervisor Diane Burgis, District IV Supervisor Karen Mitchoff, District V Supervisor Federal D. Glover

**C.36** APPROVE and AUTHORIZE the Public Works Director, or designee, to execute a Master Software Subscription Agreement with edu Business Solutions, Inc., in an amount not to exceed \$74,485 for Print Shop Pro installation, maintenance and training for the period December 6, 2022 through December 5, 2027, Countywide (100% General Fund)

AYE: District I Supervisor John Gioia, District II Supervisor Candace Andersen, District III Supervisor Diane Burgis, District IV Supervisor Karen Mitchoff, District V Supervisor Federal D. Glover

**C.37** APPROVE and AUTHORIZE the Purchasing Agent to execute on behalf of the Health Services Department, a purchase order with Central Admixture Pharmacy Services, Inc. (CAPS) in an amount not to exceed \$260,000 for the compounding of Total Parenteral Nutrition (TPN) and Peripheral Parenteral Nutrition (PPN) Intravenous (IV) Solutions for Contra Costa Regional Medical Center and Health Centers patients for the period December 1, 2022 through November 30, 2023. (100% Hospital Enterprise Fund I)

AYE: District I Supervisor John Gioia, District II Supervisor Candace Andersen, District III Supervisor Diane Burgis, District IV Supervisor Karen Mitchoff, District V Supervisor Federal D. Glover

**C.38** APPROVE and AUTHORIZE the Purchasing Agent to execute, on behalf of the Health Services Director, a purchase order with Priority Healthcare Distribution, Inc. (dba Curascript Specialty Distribution) in an amount not to exceed \$500,000, for Nexplanon contraceptive implants for Contra Costa Regional Medical Center, Health Centers, and the Martinez and West County Detention Center patients for the period December 1, 2022 through November 30, 2023. (100% Hospital Enterprise Fund I)

AYE: District I Supervisor John Gioia, District II Supervisor Candace Andersen, District III Supervisor Diane Burgis, District IV Supervisor Karen Mitchoff, District V Supervisor Federal D. Glover



**C.39** APPROVE and AUTHORIZE the Health Services Director, or designee, to execute a contract with Telemedicine Group P.C. (dba TeleMed2U), in an amount not to exceed \$1,800,000 to provide behavioral health and medical psychiatric telehealth services to Contra Costa Health Plan members for the period January 1, 2023 through December 31, 2025. (100% Contra Costa Health Plan Enterprise Fund II)

AYE: District I Supervisor John Gioia, District II Supervisor Candace Andersen, District III Supervisor Diane Burgis, District IV Supervisor Karen Mitchoff, District V Supervisor Federal D. Glover

**C.40** APPROVE and AUTHORIZE the Health Services Director, or designee, to execute a contract amendment with Contra Costa Interfaith Transitional Housing, Inc. (dba Hope Solutions), effective January 1, 2023, to increase the payment limit by \$375,000 to a new payment limit of \$990,282 with no change in the term for additional housing navigation services to homeless individuals and families in Contra Costa County. (48% State Housing Security, 41% Housing and Urban Development Coordinated Entry, 11% Employment and Human Services Department)

**Speaker: Sharon Al.**

AYE: District I Supervisor John Gioia, District II Supervisor Candace Andersen, District III Supervisor Diane Burgis, District IV Supervisor Karen Mitchoff, District V Supervisor Federal D. Glover

**C.41** APPROVE and AUTHORIZE the Public Works Director, or designee, to execute a contract amendment with Geosyntec Consultants, Inc., effective December 1, 2022, to increase the payment limit by \$50,000 to a new payment limit of \$230,000 and extend the term through March 31, 2024, for on-call stormwater consulting services, Countywide. (100% Stormwater Utility Assessment Funds)

AYE: District I Supervisor John Gioia, District II Supervisor Candace Andersen, District III Supervisor Diane Burgis, District IV Supervisor Karen Mitchoff, District V Supervisor Federal D. Glover

**C.42** APPROVE and AUTHORIZE the Health Services Director, or designee, to execute a contract with Signature Parking, LLC, in an amount not to exceed \$738,056 to provide parking management services for Contra Costa Regional Medical Center for the period January 1, 2023 through December 31, 2024. (100% Hospital Enterprise Fund I)

AYE: District I Supervisor John Gioia, District II Supervisor Candace Andersen, District III Supervisor Diane Burgis, District IV Supervisor Karen Mitchoff, District V Supervisor Federal D. Glover

**C.43** APPROVE and AUTHORIZE the Health Services Director, or designee, to execute a contract with Shelter, Inc., in an amount not to exceed \$1,138,309 to provide housing support services to County residents experiencing homelessness who have a disability and are receiving services in the supportive housing program for the period December 1, 2022 through November 30, 2023. (99% Department of Housing and Urban Development, 1% Mental Health Services Act)

AYE: District I Supervisor John Gioia, District II Supervisor Candace Andersen, District III Supervisor Diane Burgis, District IV Supervisor Karen Mitchoff, District V Supervisor Federal D. Glover

**C.44** APPROVE and AUTHORIZE the Health Services Director, or designee, to execute a contract with Portia Bell Hume Behavioral Health and Training Center, in an amount not to exceed \$1,179,313 to provide case management and rapid resolution counseling to county residents who are homeless or at risk of becoming homeless for the period October 1, 2022 through June 30, 2023. (50% Adult Protective Services Home Safe Program, 30% Public Defender Funds, 10% California Emergency Solutions Housing Grant, 8% Housing and Urban Development Grant, 2% Housing Security Funds)

AYE: District I Supervisor John Gioia, District II Supervisor Candace Andersen, District III Supervisor Diane Burgis, District IV Supervisor Karen Mitchoff, District V Supervisor Federal D. Glover

**C.45** APPROVE and AUTHORIZE the Sheriff-Coroner, or designee, to execute an Assignment and Assumption of Contract and Consent with Gemalto Cogent, Inc. and Thales DIS, USA, Inc. to recognize the merger of Gemalto Cogent, Inc. into Thales DIS USA, Inc. effective September 30, 2020 and to execute a contract amendment with Thales DIS, USA, Inc. to extend the term from December 31, 2022 to June 30, 2023 plus two optional one-year term extensions. (100% CAL-ID funds)

AYE: District I Supervisor John Gioia, District II Supervisor Candace Andersen, District III Supervisor Diane Burgis, District IV Supervisor Karen Mitchoff, District V Supervisor Federal D. Glover

**C.46** APPROVE and AUTHORIZE the Sheriff-Coroner or designee, to execute an Agreement with Attenti US, Inc., in an amount not to exceed \$700,000 for the purchase of electronic home monitoring services, equipment and related products as needed at the Sheriff's Office Custody Alternative Facility for the period December 1, 2022 through November 30, 2025. (100% General Fund)

AYE: District I Supervisor John Gioia, District II Supervisor Candace Andersen, District III Supervisor Diane Burgis, District IV Supervisor Karen Mitchoff, District V Supervisor Federal D. Glover

**C.47** APPROVE and AUTHORIZE the Conservation and Development Director, or designee, to execute a contract amendment with McHale's Environmental Insulation, Inc., to extend the term from December 31, 2022 through April 30, 2023 and increase the payment limit by \$50,000 to a new payment limit of \$230,000, to provide additional insulation services to low-income County residents through the Department's Weatherization Program. (100% State and Federal Weatherization funds)

AYE: District I Supervisor John Gioia, District II Supervisor Candace Andersen, District III Supervisor Diane Burgis, District IV Supervisor Karen Mitchoff, District V Supervisor Federal D. Glover

AYE: District I Supervisor John Gioia, District II Supervisor Candace Andersen, District III Supervisor Diane Burgis, District IV Supervisor Karen Mitchoff, District V Supervisor Federal D. Glover

### **Other Actions**

**C.48** ACCEPT the 2022 Annual Report of the Treasury Oversight Committee, as recommended by the Contra Costa County Treasurer-Tax Collector.

AYE: District I Supervisor John Gioia, District II Supervisor Candace Andersen, District III Supervisor Diane Burgis, District IV Supervisor Karen Mitchoff, District V Supervisor Federal D. Glover

**C.49** ACCEPT the Treasurer's Quarterly Investment Report as of September 30, 2022, as recommended by the County Treasurer-Tax Collector.

AYE: District I Supervisor John Gioia, District II Supervisor Candace Andersen, District III Supervisor Diane Burgis, District IV Supervisor Karen Mitchoff, District V Supervisor Federal D. Glover

**C.50** APPROVE the Employment and Human Services Department's amended Services Awards Policy, effective December 1, 2022, and AUTHORIZE the expenditure of up to \$15,000 annually for recognizing and appreciating public service, as recommended by the Employment and Human Services Director. (59% Federal, 35% State, 6% County)

AYE: District I Supervisor John Gioia, District II Supervisor Candace Andersen, District III Supervisor Diane Burgis, District IV Supervisor Karen Mitchoff, District V Supervisor Federal D. Glover

**C.51** APPROVE the delegation of authority to the County Treasurer for investing and reinvesting County funds and the funds of other depositors in the County treasury, or to sell or exchange securities so purchased, pursuant to section 53607 of the State Government Code.

AYE: District I Supervisor John Gioia, District II Supervisor Candace Andersen, District III Supervisor Diane Burgis, District IV Supervisor Karen Mitchoff, District V Supervisor Federal D. Glover

**C.52** RECEIVE and ACCEPT the 2022 Annual Report submitted by the Aviation Advisory Committee.

AYE: District I Supervisor John Gioia, District II Supervisor Candace Andersen, District III Supervisor Diane Burgis, District IV Supervisor Karen Mitchoff, District V Supervisor Federal D. Glover

**C.53** ACCEPT the Contra Costa County Integrated Pest Management (IPM) Advisory Committee 2022 Annual Report and 2023 Work Plan, as recommended by the Health Services Director.

AYE: District I Supervisor John Gioia, District II Supervisor Candace Andersen, District III Supervisor Diane Burgis, District IV Supervisor Karen Mitchoff, District V Supervisor Federal D. Glover

**C.54** APPROVE amended Conflict of Interest Code for the East Contra Costa Irrigation District, including the list of designated positions and disclosure categories, as recommended by County Counsel.

**Speaker: No name given.**

AYE: District I Supervisor John Gioia, District II Supervisor Candace Andersen, District III Supervisor Diane Burgis, District IV Supervisor Karen Mitchoff, District V Supervisor Federal D. Glover

**C.55** APPROVE amended Conflict of Interest Code for the Kensington Police Protection & Community Services District, as recommended by County Counsel.

AYE: District I Supervisor John Gioia, District II Supervisor Candace Andersen, District III Supervisor Diane Burgis, District IV Supervisor Karen Mitchoff, District V Supervisor Federal D. Glover

**C.56** APPROVE amended Conflict of Interest Code for the Rodeo Sanitary District, including the list of designated positions, as recommended by the County Counsel.

AYE: District I Supervisor John Gioia, District II Supervisor Candace Andersen, District III Supervisor Diane Burgis, District IV Supervisor Karen Mitchoff, District V Supervisor Federal D. Glover

### **GENERAL INFORMATION**

The Board meets in all its capacities pursuant to Ordinance Code Section 24-2.402, including as the Housing Authority and the Successor Agency to the Redevelopment Agency. Persons who wish to address the Board should complete the form provided for that purpose and furnish a copy of any written statement to the Clerk.

Any disclosable public records related to an open session item on a regular meeting agenda and distributed by the Clerk of the Board to a majority of the members of the Board of Supervisors less than 96 hours prior to that meeting are available for public inspection at 1025 Escobar Street, First Floor, Martinez, CA 94553, during normal business hours.

All matters listed under CONSENT ITEMS are considered by the Board to be routine and will be enacted by one motion. There will be no separate discussion of these items unless requested by a member of the Board or a member of the public prior to the time the Board votes on the motion to adopt.

Persons who wish to speak on matters set for PUBLIC HEARINGS will be heard when the Chair calls for comments from those persons who are in support thereof or in opposition thereto. After persons have spoken, the hearing is closed and the matter is subject to discussion and action by the Board. Comments on matters listed on the agenda or otherwise within the purview of the Board of Supervisors can be submitted to the office of the Clerk of the Board via mail: Board of Supervisors, 1025 Escobar Street, First Floor, Martinez, CA 94553 or to [clerkoftheboard@cob.cccounty.us](mailto:clerkoftheboard@cob.cccounty.us).

The County will provide reasonable accommodations for persons with disabilities planning to attend Board meetings who contact the Clerk of the Board at least 24 hours before the meeting, at (925) 655-2000.

Anyone desiring to submit an inspirational thought nomination for inclusion on the Board Agenda may contact the Office of the

County Administrator or Office of the Clerk of the Board, 1025 Escobar Street, Martinez, California.

Subscribe to receive the weekly Board Agenda by calling the Office of the Clerk of the Board, (925) 655-2000 or using the County's on line subscription feature at the County's Internet Web Page, where agendas and supporting information may also be viewed:

[www.contracosta.ca.gov](http://www.contracosta.ca.gov)

### STANDING COMMITTEES

The **Airport Committee** (Supervisors Karen Mitchoff and Diane Burgis) meets quarterly on the second Wednesday of the month at 11:00 a.m. at the Director of Airports Office, 550 Sally Ride Drive, Concord.

The **Family and Human Services Committee** (Supervisors John Gioia and Candace Andersen) meets on the fourth Monday of the month at 9:00 a.m. in Room 110, County Administration Building, 1025 Escobar Street, Martinez.

The **Finance Committee** (Supervisors John Gioia and Karen Mitchoff) meets on the first Monday of the month at 9:00 a.m. in Room 110, County Administration Building, 1025 Escobar Street, Martinez.

The **Hiring Outreach Oversight Committee** (Supervisors Federal D. Glover and John Gioia) meets quarterly on the first Monday of the month at 10:30 a.m. in Room 110, County Administration Building, 1025 Escobar Street, Martinez.

The **Internal Operations Committee** (Supervisors Candace Andersen and Diane Burgis) meets on the second Monday of the month at 10:30 a.m. in Room 110, County Administration Building, 1025 Escobar Street, Martinez.

The **Legislation Committee** (Supervisors Karen Mitchoff and Diane Burgis) meets on the second Monday of the month at 1:00 p.m. in Room 110, County Administration Building, 1025 Street, Martinez.

The **Public Protection Committee** (Supervisors Andersen and Federal D. Glover) meets on the fourth Monday of the month at 10:30 a.m. in Room 110, County Administration Building, 1025 Escobar Street, Martinez.

The **Sustainability Committee** (Supervisors Federal D. Glover and John Gioia) meets on the fourth Monday of every other month at 1:00 p.m. in Room 110, County Administration Building, 1025 Escobar Street, Martinez.

The **Transportation, Water & Infrastructure Committee** (Supervisors Candace Andersen and Karen Mitchoff) meets on the second Monday of the month at 9:00 a.m. in Room 110, County Administration Building, 1025 Escobar Street, Martinez.

**AGENDA DEADLINE: Thursday, 12 noon, 12 days before the Tuesday Board meetings.**

### Glossary of Acronyms, Abbreviations, and other Terms (in alphabetical order):

Contra Costa County has a policy of making limited use of acronyms, abbreviations, and industry-specific language in its Board of Supervisors meetings and written materials. Following is a list of commonly used language that may appear in oral presentations and written materials associated with Board meetings:

**AB** Assembly Bill  
**ABAG** Association of Bay Area Governments  
**ACA** Assembly Constitutional Amendment  
**ADA** Americans with Disabilities Act of 1990  
**AFSCME** American Federation of State County and Municipal Employees  
**AICP** American Institute of Certified Planners  
**AIDS** Acquired Immunodeficiency Syndrome  
**ALUC** Airport Land Use Commission  
**AOD** Alcohol and Other Drugs  
**ARRA** American Recovery & Reinvestment Act of 2009  
**BAAQMD** Bay Area Air Quality Management District  
**BART** Bay Area Rapid Transit District  
**BayRICS** Bay Area Regional Interoperable Communications System  
**BCDC** Bay Conservation & Development Commission

**BGO** Better Government Ordinance  
**BOS** Board of Supervisors  
**CALTRANS** California Department of Transportation  
**CalWIN** California Works Information Network  
**CalWORKS** California Work Opportunity and Responsibility to Kids  
**CAER** Community Awareness Emergency Response  
**CAO** County Administrative Officer or Office  
**CCCFPD (ConFire)** Contra Costa County Fire Protection District  
**CCHP** Contra Costa Health Plan  
**CCTA** Contra Costa Transportation Authority  
**CCRMC** Contra Costa Regional Medical Center  
**CCWD** Contra Costa Water District  
**CDBG** Community Development Block Grant  
**CFDA** Catalog of Federal Domestic Assistance  
**CEQA** California Environmental Quality Act  
**CIO** Chief Information Officer  
**COLA** Cost of living adjustment  
**ConFire (CCCFPD)** Contra Costa County Fire Protection District  
**CPA** Certified Public Accountant  
**CPI** Consumer Price Index  
**CSA** County Service Area  
**CSAC** California State Association of Counties  
**CTC** California Transportation Commission  
**dba** doing business as  
**DSRIP** Delivery System Reform Incentive Program  
**EBMUD** East Bay Municipal Utility District  
**ECCFPD** East Contra Costa Fire Protection District  
**EIR** Environmental Impact Report  
**EIS** Environmental Impact Statement  
**EMCC** Emergency Medical Care Committee  
**EMS** Emergency Medical Services  
**EPSDT** Early State Periodic Screening, Diagnosis and Treatment Program (Mental Health)  
**et al.** et alii (and others)  
**FAA** Federal Aviation Administration  
**FEMA** Federal Emergency Management Agency  
**F&HS** Family and Human Services Committee  
**First 5** First Five Children and Families Commission (Proposition 10)  
**FTE** Full Time Equivalent  
**FY** Fiscal Year  
**GHAD** Geologic Hazard Abatement District  
**GIS** Geographic Information System  
**HCD** (State Dept of) Housing & Community Development  
**HHS** (State Dept of ) Health and Human Services  
**HIPAA** Health Insurance Portability and Accountability Act  
**HIV** Human Immunodeficiency Syndrome  
**HOV** High Occupancy Vehicle  
**HR** Human Resources  
**HUD** United States Department of Housing and Urban Development  
**IHSS** In-Home Supportive Services  
**Inc.** Incorporated  
**IOC** Internal Operations Committee  
**ISO** Industrial Safety Ordinance  
**JPA** Joint (exercise of) Powers Authority or Agreement  
**Lamorinda** Lafayette-Moraga-Orinda Area  
**LAFCo** Local Agency Formation Commission  
**LLC** Limited Liability Company  
**LLP** Limited Liability Partnership  
**Local 1** Public Employees Union Local 1  
**LVN** Licensed Vocational Nurse  
**MAC** Municipal Advisory Council

**MBE** Minority Business Enterprise  
**M.D.** Medical Doctor  
**M.F.T.** Marriage and Family Therapist  
**MIS** Management Information System  
**MOE** Maintenance of Effort  
**MOU** Memorandum of Understanding  
**MTC** Metropolitan Transportation Commission  
**NACo** National Association of Counties  
**NEPA** National Environmental Policy Act  
**OB-GYN** Obstetrics and Gynecology  
**O.D.** Doctor of Optometry  
**OES-EOC** Office of Emergency Services-Emergency Operations Center  
**OPEB** Other Post Employment Benefits  
**OSHA** Occupational Safety and Health Administration  
**PARS** Public Agencies Retirement Services  
**PEPRA** Public Employees Pension Reform Act  
**Psy.D.** Doctor of Psychology  
**RDA** Redevelopment Agency  
**RFI** Request For Information  
**RFP** Request For Proposal  
**RFQ** Request For Qualifications  
**RN** Registered Nurse  
**SB** Senate Bill  
**SBE** Small Business Enterprise  
**SEIU** Service Employees International Union  
**SUASI** Super Urban Area Security Initiative  
**SWAT** Southwest Area Transportation Committee  
**TRANSPAC** Transportation Partnership & Cooperation (Central)  
**TRANSPLAN** Transportation Planning Committee (East County)  
**TRE** or **TTE** Trustee  
**TWIC** Transportation, Water and Infrastructure Committee  
**UASI** Urban Area Security Initiative  
**VA** Department of Veterans Affairs  
**vs.** versus (against)  
**WAN** Wide Area Network  
**WBE** Women Business Enterprise  
**WCCTAC** West Contra Costa Transportation Advisory Committee



Contra  
Costa  
County

To: Board of Supervisors  
From: John Kopchik, Director, Conservation & Development Department  
Date: December 6, 2022

Subject: Draft Housing Element Study Session

---

**RECOMMENDATION(S):**

RECEIVE report from the Department of Conservation and Development (DCD) on the Draft Housing Element of the County General Plan, accept public comments, and provide direction to staff.

**FISCAL IMPACT:**

None at this time. The Housing Element is not a budget document and does not contain funding recommendations. The final Housing Element document, when it is considered in 2023, will have funding implications for future budget cycles.

The 6th Cycle Housing Element consultant work is being funded by DCD's Land Development Fund and two State grants DCD obtained to support the effort: Local Early Action Planning Grant (up to \$190,000) and Senate Bill 2 Planning Grant (up to \$71,250).

**BACKGROUND:**

**A. INTRODUCTION**

California's Housing Element Law acknowledges that, in order for the private market to adequately address the housing needs and demand of Californians, local governments must adopt plans and regulatory systems that provide opportunities for (and do not unduly constrain) housing development. As a result, housing policy in California rests largely on the effective implementation of local general plans and, in particular, local housing elements. DCD, in coordination with Housing Element (HE) consultants PlaceWorks, have been preparing an update to the County's Housing Element as required by State Law. The updated HE addresses the ways in which the County would plan for its Regional Housing Needs Allocation (RHNA) share of units assigned by the Department of Housing and Community Development (HCD) and Association of Bay Area Governments (ABAG). The HE is used to meet the needs of residents of various income levels and needs within the community.

On November 18, 2022, the first draft of the HE was released for public review and comment. A copy of the draft is attached, can be found through the Envision Contra Costa 2040 [website](#), and a public review hardcopy is available at the Department of Conservation and Development. A study session on the draft HE was scheduled with the Planning Commission on November 30, 2022. Staff is also seeking

---

APPROVE  OTHER  
 RECOMMENDATION OF CNTY ADMINISTRATOR  RECOMMENDATION OF BOARD COMMITTEE

---

Action of Board On: **12/06/2022**  APPROVED AS RECOMMENDED  OTHER

Clerks Notes:

**VOTE OF SUPERVISORS**

AYE: John Gioia, District I Supervisor  
Candace Andersen, District II Supervisor  
Diane Burgis, District III Supervisor  
Karen Mitchoff, District IV Supervisor  
Federal D. Glover, District V Supervisor

I hereby certify that this is a true and correct copy of an action taken and entered on the minutes of the Board of Supervisors on the date shown.

ATTESTED: December 6, 2022

Monica Nino, County Administrator and Clerk of the Board of Supervisors

By: June McHuen, Deputy

Contact: Maureen Toms 925 655-2895

cc:



**BACKGROUND: (CONT'D)**

feedback from the Board of Supervisors, particularly on goals, policies and actions as well as the opportunity sites inventory. Following the end of the public review period (December 19, 2022), and the Planning Commission and Board of Supervisors study sessions, the public feedback will be evaluated, Board guidance will be heeded and draft HE will be updated and submitted to the HCD. HCD has a 90-day review period and will provide the County with comments and a findings letter. Once the findings from HCD are reviewed and modifications to the HE are made, the HE will be resubmitted to HCD for a 60-day review. Following approvals from HCD, the HE can then go before the Planning Commission and Board of Supervisors for consideration and adoption. The hearings to consider adoption of the final HE are anticipated to be held in the Summer of 2023.

**B. BACKGROUND**

The development and preservation of housing is important to all the people within Contra Costa County. To plan for the development of adequate housing for all income segments, a HE is prepared as a part of the General Plan. The HE is the chapter of the General Plan related to affordable housing and other housing options in a jurisdiction and must be updated every eight years. It is the only element of a General Plan subject to review and certification by HCD. All Bay Area jurisdictions must update their HEs and have them approved by HCD by the start of the next cycle, 2023-31, referred to as the "6th Cycle".

State housing law continues to change, and requirements for HEs have evolved since the Board approved the 5th Cycle HE, which covers 2015-23. Additionally, HCD has given every region in California a target for new residential units for the 6th Cycle. Through an allocation process managed by the Association of Bay Area Governments (ABAG), unincorporated Contra Costa County must show capacity for 7,610 new units in the planning period, and then report annually on satisfactory progress in meeting that target or lose discretionary approval powers over certain land use decisions. In the current 5th Cycle, the County's unit target was 1,367, and as of April 1, 2022, reporting period, a total of 2,408 units have been constructed, exceeding the overall goal while concurrently falling short on the income categories.

<b>Regional Housing Need Allocation</b>			
Income Category	Area Median Income Percentage	5th Cycle 2015-2023	6th Cycle 2023-2031
Very Low	<50%	374	2,072
Low	50-80%	218	1,194
Moderate	80-120%	243	1,211
Above Moderate	>120%	532	3,133
<b>Total</b>		<b>1,367</b>	<b>7,610</b>

**C. DRAFT HOUSING ELEMENT**

While the housing element must address specific state statutory requirements identified in Government Code section 65580 – 65588, it is ultimately a local plan and should reflect the vision and priorities of the community. The Housing Element contents are described below.

**1. Housing Element Introduction 6.1**

Section 6.1, Introduction, of this HE reviews the geographic areas covered by the Contra Costa County HE, the purpose and content of the HE, the public participation process undertaken to assist in the development of the HE, and its relationship with the rest of the General Plan.

In preparation of the HE, opportunities are provided for the public to help shape the County’s housing goals, policies, and strategies. Opportunities for input on the County’s 2023–2031 HE have been provided so far through various forums. One significant method was via outreach for the General Plan Update currently underway through the Envision Contra Costa 2040 process. The <https://envisioncontracosta2040.org/> website is one of the main channels for sharing information with the public about the HE Update and General Plan Update.

The County sought participation and input from people who represent the full range of demographics, perspectives, and experiences in Contra Costa County, including existing residents, local workers, the residential development community, nonprofit housing developers, housing advocates, historically underrepresented community members, and community organizations representing special needs groups such as older adults, youth and students, immigrants, people experiencing homelessness and people with disabilities. Details of the outreach efforts are described in the Draft HE.

**2. Housing Needs Assessment (6.2)**

The Housing Needs Assessment section of the Draft HE includes an analysis of demographic, socioeconomic, housing characteristics, and market data of the county as a whole and the unincorporated areas of the county to determine the nature and extent of housing needs now and in the future. It should be noted that the main source of the information in this section is from an approved data set provided by the Association of Bay Area Governments.

### 3. Housing Constraints (6.3)

Housing constraints, such as development costs, government constraints, lack of infrastructure, and environmental issues, affect the supply of housing in the unincorporated areas of the county. The Housing Constraints section of the HE assesses realistic development potential, considering the market trends, development standards, environmental constraints, and infrastructure/public facility/service constraints.

### 4. Housing Resources (6.4)

ABAG is responsible for developing the Regional Housing Needs Allocation (RHNA), which assigns a share of the region's future housing need to each jurisdiction in the ABAG region. State law requires communities to demonstrate that they have sufficient land to accommodate their share of the region's need for housing During the 6<sup>th</sup> Cycle HE period. For the current planning period, ABAG has determined that the County's share of the RHNA is 7,610 new housing units.

The Housing Resources section of the Draft HE analyzes the resources available for the development, rehabilitation, and preservation of housing in the unincorporated areas of Contra Costa County. This analysis includes an evaluation of the availability of land resources for future housing development, the County's ability to satisfy its share of the region's future housing needs, the financial resources available to support housing activities, and the administrative resources available to assist in implementing the County's housing programs.

### 5. Housing Accomplishments (6.5)

This section of the HE summarized the County's housing accomplishments during the current 5<sup>th</sup> cycle HE for the period of 2015 through 2022. The 2014 RHNA Allocation was 1,367 total units (374-very low, 218-low, 243 moderate, and 532 above moderate units). As of the April 1, 2022, reporting period, a total of 2,408 units have been constructed.

### 6. Housing Plan (6.6)

The Housing Plan section of the Draft HE presents the County's eight-year plan which sets forth goals, policies, and programs to address the identified housing needs and other important housing issues. The County's housing plan for addressing the identified housing needs is detailed according to the following six areas:

- Provision of Adequate Residential Sites (including an adequate buffer)
- Assist in the Development of Adequate Housing to Meet the Needs of Low- and Moderate-Income Households, and Persons with Special Needs
- Conserve and Improve the Existing Housing Stock
- Preserve Units at Risk of Conversion to Market-Rate Units
- Address and Remove or Mitigate Governmental Constraints
- Equal Housing Opportunities

### Sites Inventory:

Following the above six sections of the HE is Appendix A: Sites Inventory. The Sites Inventory identifies and evaluates the housing capacity at 91 sites.

### CONSEQUENCE OF NEGATIVE ACTION:

Comments received as part of the public meeting will not be incorporated into the on the Draft Housing Element submitted to the California Department of Housing and Community Development.

### CLERK'S ADDENDUM

**Speakers: No name given; Hanna, Partnership for the Bay's Future.**

Staff noted the draft contains a clerical error in the zoning listed for the Mauzy School in Alamo, which will be corrected before submission to the state.

**RECEIVED the report; ACCEPTED public comment; and DIRECTED staff to ensure that expedition of our response occurs and upon the first response from HCD the county adopt the housing element and incorporating responses as appropriate.**

### ATTACHMENTS

Draft Housing Element

Presentation- Housing Element



Contra Costa County Housing Element Update

---

# 2023-2031 HOUSING ELEMENT

---

Public Draft • **November 2022**







Contra Costa County Housing Element Update

---

# 2023-2031 HOUSING ELEMENT

---

Public Draft • **November 2022**



**Prepared By: PlaceWorks**

2040 Bancroft Way, Suite 400  
Berkeley, California 94704  
t 510.848.3815



# Table of Contents

- 6 Housing Element ..... 6-1
  - 6.1 Introduction ..... 6-1**
    - A. Community Context ..... 6-1
    - B. Role and Content of Housing Element..... 6-6
    - C. Data Sources ..... 6-7
    - D. Public Participation..... 6-8
  - 6.2 Housing Needs Assessment.....23**
    - A. Population and Employment Trends.....23
    - B. Household Characteristics .....27
    - C. Housing Stock Characteristics .....29
    - D. Special Housing Needs Analysis.....37
    - E. Loss of Assisted Housing .....47
    - F. Future Housing Need .....52
    - G. Assessment of Fair Housing .....52
  - 6.3 Housing Constraints ..... 111**
    - A. Market Constraints..... 111
    - B. Governmental Constraints ..... 113
    - C. Environmental, Infrastructure, and Public Service Constraints ..... 141
  - 6.4 Housing Resources..... 145**
    - A. Availability of Sites for Housing ..... 145
    - B. Financial Resources ..... 170
    - C. County Administrative Resources..... 179

- D. Local Affordable Housing Developer Capacity..... 180
- E. Opportunities for Energy Conservation and Reducing Greenhouse Gas Emissions..... 182
- 6.5 Housing Accomplishments .....189**
  - A. Evaluation of Accomplishments under Adopted Housing Element 189
  - B. Housing Production in Previous RHNA Period ..... 192
- 6.6 Housing Plan..... 195**
  - A. Housing Goals, Policies, and Actions ..... 195
  - B. Related Plans ..... 220
- A. Appendix A: Sites Inventory.....A-1
  - Sites Inventory Maps .....A-1**
  - Sites to Address the Lower Income RHNA ..... A-21**
- B. Appendix B: Review of Previous Housing Element Programs..... B-1

## TABLES

- Table 6-1 Population Growth Trends And Projections ..... 6-23
- Table 6-2 Housing Tenure by Household Type in Unincorporated Contra Costa County..... 6-24
- Table 6-3 Race and Ethnicity in Unincorporated Contra Costa County ..... 6-23
- Table 6-4 Population by Age in Unincorporated Contra Costa County ..... 6-23
- Table 6-5 Employment Growth Trends And Projections..... 6-24
- Table 6-6 Employment Profile ..... 6-24





Table 6-7	Wage Statistics for Alameda and Contra Costa Counties.....	6-25	Table 6-25	Housing Affordability Matrix (2022) .....	6-36
Table 6-8	Major Employers .....	6-25	Table 6-26	Overcrowding Severity .....	6-37
Table 6-9	Employment Trends and Projections – Contra Costa County.....	6-26	Table 6-27	Special-Needs Groups in Unincorporated Contra Costa County.....	6-38
Table 6-10	Household Type .....	6-27	Table 6-28	Farm Labor in Contra Costa County .....	6-43
Table 6-11	2021 Income Levels – Contra Costa County .....	6-27	Table 6-29	Contra Costa Homeless Facility Inventory.....	6-45
Table 6-12	Housing Tenure.....	6-28	Table 6-30	Potential Rent Subsidies.....	6-48
Table 6-13	Workers by Earnings, by Jurisdiction as Place of Work and Place of Residence - Unincorporated Contra Costa .....	6-28	Table 6-31	Inventory of Assisted Rental Housing .....	6-50
Table 6-14	Housing by Tenure and Income - Unincorporated County.....	6-29	Table 6-32	Regional Housing Need Assessment.....	6-52
Table 6-15	Household Size by Tenure - Unincorporated County.....	6-29	Table 6-33	Median Income by Unincorporated Area.....	6-57
Table 6-16	Cost Burden by Income Level - Unincorporated County.....	6-29	Table 6-34	Overcrowded Households by Tenure.....	6-75
Table 6-17	Housing Tenure.....	6-30	Table 6-35	Cost Burden by Tenure and Race/Ethnicity.....	6-77
Table 6-18	Housing Stock in 2021 in Unincorporated Contra Costa County .....	6-30	Table 6-36	ECHO Housing Fair Housing Cases, 2018-2021 .....	6-87
Table 6-19	Occupancy Status .....	6-30	Table 6-37	HUD Fair Housing Cases, 2013-2021 .....	6-88
Table 6-20	Vacant Units by Type .....	6-31	Table 6-38	Factors that Contribute to Fair Housing Issues .....	6-109
Table 6-21	Housing Age-Year Built by Tenure in Unincorporated Contra Costa County .....	6-32	Table 6-38	Interest Rates – November 2021 .....	6-112
Table 6-22	2021 Median Sales Prices in Unincorporated Contra Costa County .....	6-33	Table 6-39	Residential Land Use Categories .....	6-114
Table 6-23	Median Rents in Unincorporated Contra Costa County* .....	6-34	Table 6-40	Single-Family Residential Development Standards .....	6-115
Table 6-24	Rental Price Ranges.....	6-34	Table 6-41	Multi-family Residential Development Standards.....	6-116
			Table 6-42	Parking Requirements.....	6-117
			Table 6-43	General Density Restrictions and Allowed Residential uses in Mixed-Use Areas of Contra Costa County.....	6-119
			Table 6-44	Minimum Number of Inclusionary Units by Household Income by Type and Number of Housing Units Developed.....	6-120
			Table 6-45	Housing Types Permitted by Zone District .....	6-124
			Table 6-46	Roadway Design Standards.....	6-132
			Table 6-47	Development Impact Fees Unincorporated Areas.....	6-133



Table 6-48	Proportion of Fees of Total Residential Development Costs .....	6-135	Site 14: 4 <sup>th</sup> Street near Grove Avenue .....	A-35
Table 6-49	Estimated Development Review Time Frames .....	6-138	Site 15: End of 6 <sup>th</sup> Street .....	A-36
Table 6-50	Residential Projects Approved or Under Construction .	6-147	Site 16: Carmen Lane .....	A-37
Table 6-51	Representative Medium- and Lower-Density Projects in Unincorporated Contra Costa County .....	6-152	Site 17: Solano Ave. near Alfaró Ave.....	A-38
Table 6-52	Representative Multifamily Higher-Density Projects in Unincorporated Contra Costa County .....	6-153	Site 18: Danville Blvd. and Casa Maria Ct. ....	A-39
Table 6-53	Vacant and Underutilized Residential Sites Analysis ....	6-154	Site 19: Poinsettia Ave.....	A-40
Table 6-54	Communities and Service Districts .....	6-160	Site 20: Willow Pass Rd. at Bella Vista Ave.....	A-41
Table 6-55	Remaining RHNA by Income Group .....	6-169	Site 21: North Richmond cluster of housing authority sites .....	A-42
Table 6-56	Financial Resources for Housing Activities .....	6-171	Site 22: N. Broadway Ave. and Alfaró Ave.....	A-44
Table 6-38	County-wide Assisted New Construction 2015-2021 .....	6-193	Site 23: Southwood Drive .....	A-45
Table 6-39	Quantified Eight-Year Objectives.....	6-221	Site 24: Poinsettia Ave. and Willow Pass Rd.....	A-46
Site 1: Appian Way Church-Owned Site .....	A-22		Site 25: Sapone Lane .....	A-47
Site 2: San Pablo Dam Road Old Gas Station .....	A-23		Site 26: N. Broadway Ave. near Alfaró Ave.....	A-48
Site 3: Former Nursery Site.....	A-24		Site 27: Bel Air Lane .....	A-49
Site 4: Appian Way and La Paloma Road .....	A-25		Site 28: Parker Ave. between 1 <sup>st</sup> and 2 <sup>nd</sup> Streets.....	A-50
Site 5: Appian Way at Corte Arango .....	A-26		Site 29: Fred Jackson Way and Market Ave.....	A-51
Site 6: Appian Way at Sunhill Circle .....	A-27		Site 30: 1730 Fred Jackson Way.....	A-52
Site 7: Near San Pablo Dam Road and Pitt Way.....	A-28		Site 31: San Pablo Ave. at Tara Hills Dr.....	A-53
Site 8: Appian Way near Santa Rita Road.....	A-29		Site 32: 7 <sup>th</sup> St. at Rodeo Ave.....	A-54
Site 9: 4462 Appian Way .....	A-30		Site 33: 7 <sup>th</sup> St. and Chesley Ave. ....	A-55
Site 10: Appian Way and San Pablo Dam Road.....	A-31		Site 34: San Pablo Ave. near Skyline .....	A-56
Site 11: San Pablo Dam Road near El Portal Drive .....	A-32		Site 35: Tara Hills Dr. and San Pablo Ave.....	A-57
Site 12: Hillcrest Road and Pitt Way.....	A-33		Site 36: 1 <sup>st</sup> st. and Parker Ave.....	A-58
Site 13: Appian Way near Pebble Drive .....	A-34		Site 37: Willow Pass Rd. near Clearland Dr. ....	A-59
			Site 38: Parker Ave. At Investment St. ....	A-60
			Site 39: Pacheco Community Center Site .....	A-61
			Site 40: N. Broadway ave. near Willow Pass Rd. ....	A-62
			Site 41: Alberts Ave. and Willow Pass Rd.....	A-63



Site 42: Richmond Union High School Site.....	A-64	Site 70: 1 <sup>st</sup> St. near Silver Ave.....	A-92
Site 43: Willow Pass Rd. and Solano Ave.....	A-65	Site 71: Truman St. near Verde Ave.....	A-93
Site 44: Mims Avenue.....	A-66	Site 72: Verde Ave. near Truman St.....	A-94
Site 45: Canal Road.....	A-67	Site 73: Giaramita St. near Verde Ave.....	A-95
Site 46: Mims Ave. and Canal Rd.....	A-68	Site 74: Verde Ave. at Giaramita St.....	A-96
Site 47: Bixler Road at regatta Drive.....	A-69	Site 75: 7 <sup>th</sup> St. near Market Ave.....	A-97
Site 48: Discovery Bay Blvd.....	A-70	Site 76: Market Ave. at 6 <sup>th</sup> st.....	A-98
Site 49: N. Broadway Ave near Pullman Ave.....	A-71	Site 77: 6 <sup>th</sup> St. near Verde Ave.....	A-99
Site 50: N. Broadway Ave near W Siino Ave.....	A-72	Site 78: McAvoy Site.....	A-100
Site 51: 2 <sup>nd</sup> St. and W. Ruby St.....	A-73	Site 79: Ray Lane.....	A-101
Site 52: Chesley Ave. and 2 <sup>nd</sup> St.....	A-74	Site 80: Creekside Community Church Owned Properties.....	A-102
Site 53: 1 <sup>st</sup> St. and W. Ruby St.....	A-75	Site 81: Orbisonia heights.....	A-103
Site 54: 2 <sup>nd</sup> st. near Grove Ave.....	A-76	Site 82: Appian Way Near SUNhill Circle.....	A-105
Site 55: 1 <sup>st</sup> St. near W. Ruby St.....	A-77	Site 83: St. Anne Village.....	A-106
Site 56: Giaramita St.....	A-78	Site 84: Discovery Bay Mixed Use.....	A-107
Site 57: 6 <sup>th</sup> St. and Grove Ave.....	A-79	Site 85: Pacheco Blvd.....	A-108
Site 58: 6 <sup>th</sup> St. near Silver Ave.....	A-80	Site 86: Las Juntas Way and Oak Road.....	A-110
Site 59: Sixth St. near Grove Ave.....	A-81	Site 87: Cherry Lane.....	A-111
Site 60: Giaramita St. at Silver Ave.....	A-82	Site 88: Kingston Place.....	A-112
Site 61: Sixth St. near Market Ave.....	A-83	Site 89: Mauzy School.....	A-114
Site 62: Giaramita St. and Silver Ave. – NE Corner.....	A-84	Site 90: Crestwood Dr.....	A-115
Site 63: Giaramita St. and Silver Ave. – NW Corner.....	A-85	Site 91: Far HILLS Mobile Home Park.....	A-116
Site 64: 4 <sup>th</sup> St. and Market Ave.....	A-86		
Site 65: 5 <sup>th</sup> St. and Silver Ave.....	A-87		
Site 66: 4 <sup>th</sup> St. near Silver Ave.....	A-88		
Site 67: 4 <sup>th</sup> St. near Grove Ave.....	A-89		
Site 68: Silver Ave. near 2 <sup>nd</sup> St.....	A-90		
Site 69: Silver Ave. near Fred Jackson Way.....	A-91		

**FIGURES**

Figure 6-1 Housing Element Sub Areas ..... 6-3

Figure 6-2 TCAC Resource Area Designations, 2021 .....6-56

Figure 6-3 Rate of Poverty in Contra Costa County, 2019 .....6-58

Figure 6-4 Rate of Poverty in Contra Costa County, 2014 .....6-59

Figure 6-5 Predominant Populations .....6-62

Figure 6-6 Transit Scores, Contra Costa County .....6-65

Figure 6-7 Job Proximity Index Scores.....6-68

Figure 6-8 Expected Educational Outcome Score.....6-71

Figure 6-9 Environmental Burden.....6-73

Figure 6-10 Homeowner Overpayment, 2019.....6-78

Figure 6-11 Renter Overpayment, 2019.....6-79

Figure 6-12 Homeowner Overpayment, 2014.....6-80

Figure 6-13 Renter Overpayment, 2014.....6-81

Figure 6-14 Sites by Income Category (Lower, Lower and Above Moderate, Moderate and Above Moderate) .....6-90

Figure 6-15 Sites by Income Category (Above Moderate, Moderate) 6- .....6-91

Figure 6-16 Percentage of Unit Capacity and County Acreage by TCAC Resource Area Designation .....6-92

Figure 6-17 Percentage of Unit Capacity and County Acreage by Median Income .....6-95

Figure 6-18 Percentage of Unit Capacity and County Acreage by Percentage of Population Below the Poverty Line .6-96

Figure 6-19 Percentage of Unit Capacity and County Acreage by Predominant Population.....6-98

Figure 6-20 Percentage of Unit Capacity and County Acreage by Female-Headed Households with Children.....6-99

Figure 6-21 Percentage of Unit Capacity and County Acreage by Percentage of Population with a Disability ..... 6-101

Figure 6-22 Percentage of Unit Capacity and County Acreage by Jobs Proximity Index Score..... 6-102

Figure 6-23 Percentage of Unit Capacity and County Acreage by Educational Domain Score ..... 6-104

Figure 6-23 Percentage of Unit Capacity and County Acreage by CalEnviroScreen Score ..... 6-105

Figure 6-25 Percentage of Unit Capacity and County Acreage by Percentage of Overcrowded Households ..... 6-106

Figure 6-26 Percentage of Unit Capacity and County Acreage by Percentage of Homeowners Overpaying for Housing ..... 6-107

Figure 6-27 Percentage of Unit Capacity and County Acreage by Percentage of Renters Overpaying for Housing .. 6-108

Figure 6-26 Contra Costa County Water and Wastewater Service Districts..... 158

Figure 6-27 Contra Costa County Water and Wastewater Service Districts..... 159



This page intentionally left blank.

# 6

## HOUSING ELEMENT

### 6.1 Introduction

The development and preservation of housing is important to all the people within Contra Costa County. To plan for the development of adequate housing for all income segments, that includes recognition of the impacts of climate change, a housing element is prepared as a part of the General Plan. This document constitutes the Housing Element, which specifically addresses housing needs and resources in the county's unincorporated areas. Section 6.1, Introduction, of this Element reviews the geographic areas covered by the Contra Costa County Housing Element, the purpose and content of the Element, the public participation process undertaken to assist in the development of the Element, and its relationship with the rest of the General Plan.

#### A. COMMUNITY CONTEXT

##### 1. County Geography

Established in 1850, the County of Contra Costa is one of nine counties in the San Francisco Bay Area. The county covers 733 square miles and extends from the northeastern shore of San Francisco Bay easterly to San Joaquin County. The county is bordered on the south and west by Alameda County and on the north by Suisun and San Pablo Bays. The western and northern communities are highly industrialized, while the inland areas

contain a variety of urban, suburban/residential, commercial, light industrial, and agricultural uses.

Contra Costa County is made up of large unincorporated areas and the cities and towns of Antioch, Brentwood, Clayton, Concord, Danville, El Cerrito, Hercules, Lafayette, Martinez, Moraga, Oakley, Orinda, Pinole, Pittsburg, Pleasant Hill, Richmond, San Pablo, San Ramon, and Walnut Creek. The unincorporated areas include the following communities: Acalanes Ridge, Alamo, Alhambra Valley, Bay Point, Bayview, Bethel Island, Blackhawk, Briones, Byron, Camino Tassajara, Canyon, Castle Hill, Clyde, Contra Costa Centre, Crockett, Diablo, Discovery Bay, East Richmond Heights, El Sobrante, Kensington, Knightsen, Montalvin Manor, Mountain View, Norris Canyon, North Gate, North Richmond, Pacheco, Port Costa, Rodeo, Rollingwood, San Miguel, Saranap, Tara Hills, and Vine Hill. The incorporated cities and towns are separate political entities; the unincorporated areas are within the land use jurisdiction of the County government.

The county is large and diverse. It encompasses several housing sub-markets, which are determined by a combination of topography, historical development patterns, and social and economic phenomena. In general, the county can be divided into three primary subregions -- West, Central, and East (see Figure 6-1, Housing Element Sub Areas). West County is urbanized with a developed industrial base. Central County is a developed urbanized area with extensive office and light industrial development. East County has historically been primarily agricultural but is now experiencing considerable residential development. Figure 6-1 illustrates the geographic relationship

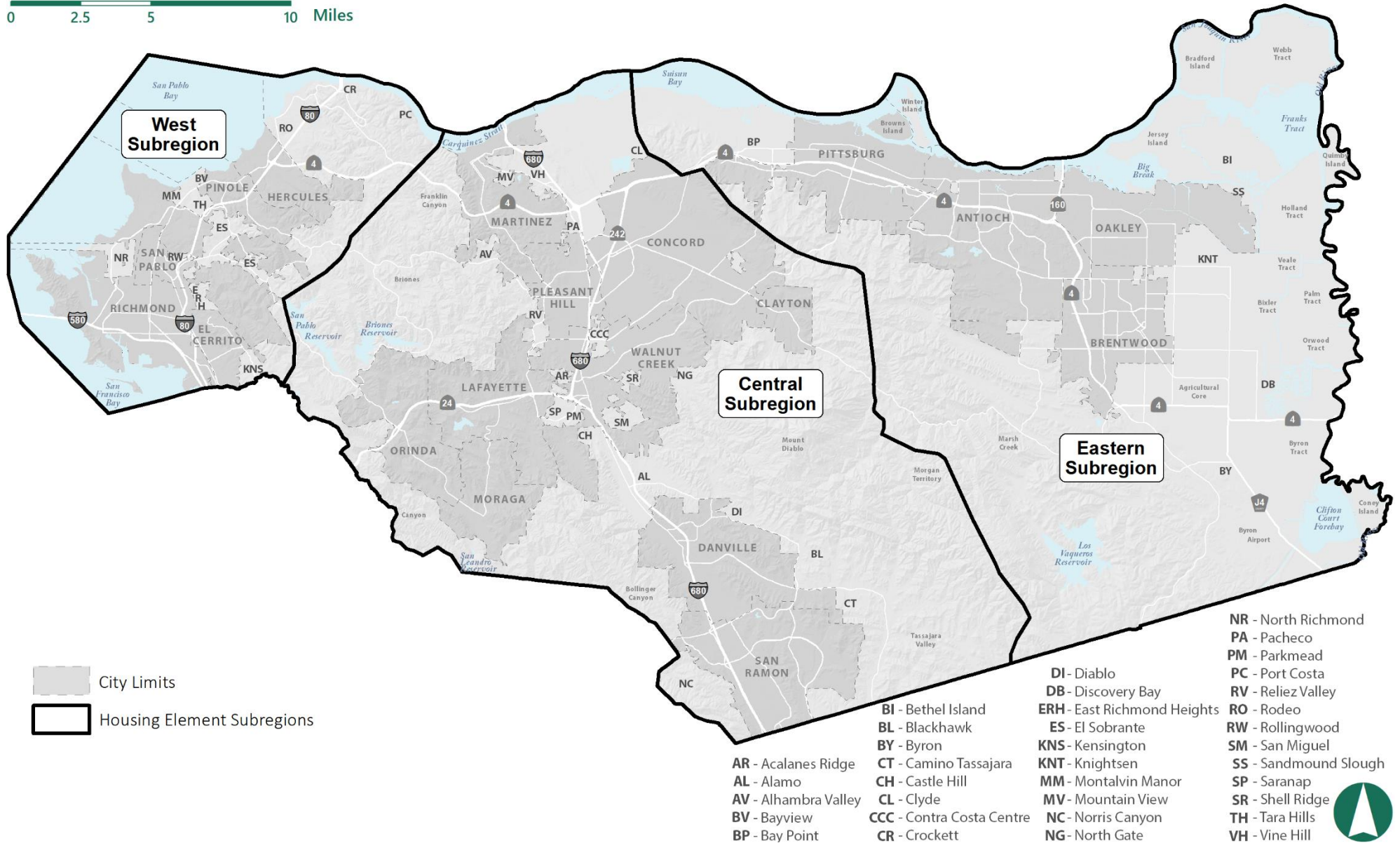


between the cities and towns and the unincorporated areas. This Housing Element is concerned with the housing needs, constraints, resources, and solutions for the unincorporated areas.



**FIGURE 6-1 HOUSING ELEMENT SUB AREAS**

0 2.5 5 10 Miles





## 2. County Residents

The 2020 population estimate by the California Department of Finance (DOF) indicates that Contra Costa County is home to approximately 1,153,561 residents, making it the ninth-most populous county in California. Several cities experienced significant population growth, welcoming 104,536 new residents in the last decade. The DOF projects that the county's population will increase to 1,224,400 residents by 2030 and 1,338,400 residents by 2040.

According to DOF, the county's unincorporated areas had a population of 174,257, representing a 10 percent increase since 2010. The DOF projects the county's unincorporated population to grow to 182,500 by 2040, resulting in a 14.2 percent increase since 2010. Countywide growth was 9 percent in the last decade. Residents have been attracted to Contra Costa County primarily due to the availability of rapid transit; close proximity to major employment centers in Oakland, San Francisco, and the Silicon Valley; as well as employment growth within the county along the Interstate 680 corridor and Tri-Valley area. The relatively affordable housing prices in the county compared to other Bay Area counties also contribute to the population growth.

Examining how the county's unincorporated areas reflect the larger county, however, the demographics of the county's unincorporated population tend to be whiter and older. Between 2000 to 2019, unincorporated communities have experienced increases in the Latino (58.8 percent), Asian (40 percent), and "Other" populations, while simultaneously experiencing decreases in the White (26.2 percent) and Black (14.3 percent) populations. Between 2010 and 2019, the largest percentage increase in age groups in unincorporated

Contra Costa County was for the 65 to 74 age group and the second-largest percentage increase was in the 75 to 84 age group, highlighting an aging population. The U.S. Department of Housing and Urban Development (HUD) and the Comprehensive Housing Affordability Strategy (CHAS) show that senior residents (age 62 and older) in unincorporated Contra Costa County are mostly homeowners, with 86 percent owning homes and 14 percent renting.

Contra Costa County has a fairly fast-growing workforce, with growth in its employment base driven primarily by the need to provide health, education, and professional services to an increasing local population. Between 2010 and 2020, there was a 13.7 percent increase in employment and a projected 16 percent increase in employment between 2010 and 2040 in unincorporated Contra Costa County. The county is expected to gain an estimated 65,530 more employed residents than jobs between 2020 and 2040. The Association of Bay Area Governments (ABAG) estimates that unincorporated Contra Costa County will add approximately 2,850 new jobs between 2020 and 2040. ABAG expects that Contra Costa County will continue to provide "bedroom communities" for the workforce of other Bay Area counties.

The Census defines a "household" as any group of people occupying a housing unit, which may include single persons living alone, families related through marriage or blood, or unrelated persons that share living quarters. In unincorporated Contra Costa County, 20.1 percent of the households are single persons living alone, 58 percent are families, and 21.9 percent are unrelated persons sharing living quarters. Persons living in retirement or convalescent homes, dormitories, or other group living situations are not considered households. Household characteristics are important indicators of the type and size of housing needed in a community.



The median income for a Contra Costa household of four in 2021 was \$125,600. In 2019, the countywide median income was approximately \$99,700. There are differences in income by tenure; homeowners earn a median income of \$122,227, which is 86 percent higher than the renter median income of \$65,583. As is the case for many communities, renter households are most predominant in income levels below \$75,000; homeowners are most predominant in the higher-income groups. In the unincorporated county, approximately 13.2 percent of the households are extremely low income, as defined by HUD (households earning 30 percent or less of median family income [MFI]). ABAG projects an increase in population of 9.8 percent between 2020 and 2040. Presuming extremely low-income households continue to be 13.2 percent of the population, then by 2040, there will be 25,256 extremely low-income households in the unincorporated area. Income is the most important factor affecting the housing opportunities available to a household and determining the ability to balance housing costs with other basic necessities of life, factors that are income-dependent.

Because of the high cost of housing in the Bay Area, many households overpay for housing. A significant number of households spend more than one-third of their incomes on housing.<sup>1</sup> This level of housing payment is typically considered burdensome and suggests that income growth has not kept pace with the increase in housing costs. An estimated 19.8 percent of the households in Contra Costa County have a cost burden of more than 30

percent. Approximately 15.1 percent have a cost burden of 50 percent or more.

### 3. County Housing Market

Single-family homes are the predominant housing type in the county. This is especially true in the unincorporated areas, where single-family dwellings comprise 79.7 percent of the housing stock. Multi-family units account for 15.9 percent of the housing units, while the remaining 4.4 percent are mobile homes. Although home prices are more affordable in Contra Costa County than in most areas in the Bay Area, housing affordability is still an important issue affecting many residents in the county.

Neighborhood and housing quality is another issue in unincorporated county areas. Approximately 60 percent of the housing stock in unincorporated areas was built before 1980 and another 28 percent was built between 1980 and 1999. This indicates that a large portion of the housing stock is more than 30 years old, the age when most homes begin to have major repair or updating needs. The 2011 American Housing Survey found that in the Oakland/Fremont Metropolitan Statistical Area (MSA), an estimated 15,200 residential units had severe physical problems and 30,200 had moderate physical problems. Unincorporated Contra Costa County has an estimated 6.4 percent of the total housing units in the Oakland/Fremont MSA. Therefore, an estimated 2,906 units have severe or moderate physical

---

<sup>1</sup> The State Department of Housing and Community Development (HCD) has established five income categories based on county median family income (MFI). Extremely low-income households are those earning income up to 30 percent of the county MFI. Very low-income households are those earning income up to 50 percent of the county MFI. Low-income households are those earning 51 to 80 percent of the county MFI. Combined, the very low- and low-income households are referred to as lower-income households. Moderate-income households are those earning 81 to 120 percent of the county MFI. Above-moderate households are those earning more than 120 percent of the county MFI.



problems. The American Housing Survey estimates that an additional 22,000 occupied housing units may have other rehabilitation needs, such as missing roofing material, holes in roof, cracks in foundation, or broken/boarded windows. More recent American Community Survey (ACS) and American Housing Survey data is not available at the MSA or more specific scale. In December 2021, the County Building Department shared that approximately 20 residential units per year in the unincorporated county are not habitable and are in imminent need of replacement.

Vacancy rates are a useful indicator of the housing market's overall health and ability to accommodate new residents within the existing housing stock. The ACS 5-year estimates for 2015 to 2019 indicate the countywide vacancy rate is an estimated 4.6 percent. The unincorporated county had a slightly higher vacancy rate (5.8 percent). The increase can be attributed to a higher percentage of recreational/occasional use units in unincorporated areas of the county, such as Bethel Island and Discovery Bay.

Contra Costa County is faced with various important housing issues: preserving and enhancing the affordability of housing for all segments of the population; addressing disparities in access to housing and resources; providing new types of housing in response to changing demographic trends; addressing the reality of the impacts of climate change from extreme heat to air quality and from sea level rise to availability of potable water as well as maintaining and improving the quality of the housing stock; and achieving a balance between employment and housing opportunities. This Housing Element provides policies and actions to address these and other related issues.

## B. ROLE AND CONTENT OF HOUSING ELEMENT

The Housing Element of the General Plan has three purposes:

1. To provide an assessment of both current and future housing needs and constraints in meeting these needs.
2. To provide a strategy that establishes housing goals, policies, and actions.
3. To intentionally align housing development with both transportation and jobs/economic development such to decrease exposure to environmental toxins such as air pollution in order to create lived environments that enhance health and assist in preventing disease.

The availability of housing is of vital statewide importance, and the early attainment of decent housing and a suitable living environment for every Californian is a priority of the highest order.

-- California Government Code, Section 65580

This Housing Element represents Contra Costa County's long-term commitment to the development and improvement of housing with specific goals for the short term, 2023 to 2031. This Element identifies the following goals:

1. Maintain and improve the quality of the existing housing stock and residential neighborhoods in Contra Costa County.

- 
2. Preserve the existing affordable housing stock in Contra Costa County.
  3. Increase the supply of housing with a priority on the development of affordable housing, including housing affordable to extremely low-income households.
  4. Increase the supply of appropriate and supportive housing for special-needs populations.
  5. Improve housing affordability for both renters and homeowners.
  6. Provide adequate sites through appropriate land use and zoning designations to accommodate the County's share of regional housing needs.
  7. Mitigate potential governmental constraints to housing development and affordability.
  8. Promote equal opportunity for all residents to reside in the housing of their choice.
  9. Promote energy-efficient retrofits of existing dwellings and exceeding building code requirements in new construction.

The Housing Element consists of the following major components:

- An introduction reviewing the purpose and scope of the Element (Section 6.1).
- An analysis of the county's demographic profile, housing characteristics, and existing and future housing needs and fair housing assessment (Section 6.2).

- A review of potential market, governmental, and environmental constraints to meeting the county's identified housing needs (Section 6.3).
- An evaluation of the land, financial, and organizational resources available to address the county's identified housing needs and goals (Section 6.4).
- An evaluation of accomplishments under the adopted Housing Element (Section 6.5).
- A statement of the Housing Plan to address the county's identified housing needs, including housing goals, policies, and actions (Section 6.6).

## C. DATA SOURCES

Various sources of information contribute to the Housing Element. ABAG provides a data package that has been pre-approved by the State Department of Housing and Community Development (HCD) and serves as the primary data source for population and household characteristics. Dates for data included in the ABAG data package may vary depending on the selection of data that was made to provide the best data on the topic. The main data source for the Assessment of Fair Housing was the HCD Affirmatively Furthering Fair Housing (AFFH) Data Viewer mapping tool. Several additional data sources were used to supplement the 2021 ABAG Data Package:

- Population and demographic estimates and projections by ABAG and the DOF.





- Housing market information, such as home sales, construction costs, and rents, updated via online surveys.
- Data on special-needs groups, the services available, and gaps in the service delivery system provided via service provider stakeholder interviews.
- Lending patterns for home purchase and home improvement loans through the Home Mortgage Disclosure Act (HMDA) database.

## D. PUBLIC PARTICIPATION

The County encourages the participation of residents and local agencies in the process of identifying housing needs and formulating housing policies and actions. During the development of the Housing Needs Assessment (Section 6.2), the County consulted with and/or obtained information from a variety of organizations serving low- and moderate-income persons and those with special needs. These agencies are referenced throughout the document.

In preparation of the Housing Element, opportunities are provided for the public to help shape the County's housing goals, policies, and strategies. Opportunities for input on the County's 2023–2031 Housing Element have been provided so far through various forums. One significant method was via outreach for the General Plan Update currently underway through the Envision Contra Costa 2040 process. The <https://envisioncontracosta2040.org/> website is one of the main channels for sharing information with the public about the Housing Element Update and General Plan Update.


The County sought participation and input from people who represent the full range of demographics, perspectives, and experiences in Contra Costa County, including existing residents, local workers, the residential development community, nonprofit housing developers, housing advocates, historically underrepresented community members, and community organizations representing special needs groups such as older adults, youth and students, immigrants, people experiencing homelessness and people with disabilities. Details of the outreach efforts follow.

### 1. Consultations

In August through October 2021, five consultations were conducted with stakeholders to offer opportunities to each of them to provide one-on-one input and receive targeted input from those who work on providing services for those most in need of housing or with special housing needs. All stakeholders called upon were available for an interview. Representatives from the following organizations were interviewed:

- Hope Solutions on September 8, 2021.
- Choice in Aging on September 9, 2021.
- East Bay Housing Organizations (EBHO) on September 16, 2021.
- Contra Costa County Health Services Continuum of Care (COC)/Contra Costa County Health, Housing, and Homeless Services (H3) on September 14, 2021.
- Eden Council for Hope and Opportunity (ECHO) on October 4, 2021.

In each of the consultations, the stakeholders were asked some or all of the following questions, depending on the type of organization interviewed:

- 
- **Opportunities and concerns:** What three top opportunities do you see for the future of housing in Contra Costa County? What are your three top concerns for the future of housing in Contra Costa County?
  - **Housing Preferences:** What types of housing do your clients prefer? Is there adequate rental housing in the county? Are there opportunities for home ownership? Are there accessible rental units for seniors and persons with disabilities?
  - **Housing barriers/needs:** What are the biggest barriers to finding affordable, decent housing? Are there specific unmet housing needs in the community?
  - **Housing conditions:** How do you feel about the physical condition of housing in Contra Costa County? What opportunities do you see to improve housing in the future?
  - **Unhoused persons:** How many unhoused persons are in Contra Costa County?
  - What factors limit or deny civil rights, fair housing choice, or equitable access to opportunity? What actions can be taken to transform racially and ethnically concentrated areas of poverty into areas of opportunity (without displacement)? What actions can be taken to make living patterns more integrated and balanced?
  - How has COVID-19 affected the housing situation?

Through these interviews, the stakeholders expressed several concerns over current challenges and barriers to housing in the county. These included the need for more coordination at the decision-making/regional level to address housing issues. There is a need for a housing champion to lead a unified

effort to address housing issues in the area by capturing state and federal resources, bringing community organizations and jurisdictions together to strategically address housing shortages across the county, and develop a regional plan to address housing together as a collective county.

Additionally, with the onset of the COVID-19 pandemic, many unhoused individuals found roofs over their heads due to federal assistance and intervention. This infusion of money should be seen as a short-term solution or “bandaid” solution to the ongoing housing shortage problems occurring across the county. These federal dollars provided housing vouchers through a rapid rehousing program to immediately address the need to house those on the street, one of the populations most vulnerable to the effects of the pandemic. This quick-fix solution will sunset in the near future and is not a long-term solution. To continue to keep individuals and families housed in Contra Costa County, several stakeholders mentioned the county requires more housing with built-in services in-place (e.g., on-site case management, on-site services behavior, and medical services). Current housing voucher programs allow unhoused residents to have a roof over their head for a short period but does not provide for them in the long term – vulnerable groups such as those living with developmental, intellectual, and physical disabilities are not currently given the resources and services to be successful and stay housed.

As part of access to fair housing, several stakeholders have stated that there is discrimination in Contra Costa County, specifically by landlords to tenants. Other stakeholders have echoed that landlords and the application process discriminates against households with certain characteristics, including pregnant individuals, those with prior justice system involvement, and people of color. A stakeholder suggested changing application processes like background check requirements, which can deter certain groups from



accessing housing. A countywide solution could be to collectively attract landlords for all housing programs, providing them training and education on what actions are creating issues and how to avoid them, etc. For example, in one existing program, the county offers landlords a larger rental deposit for County-screened individuals who are a part of a vulnerable population. Moreover, a few stakeholders suggest the Board of Supervisors routinely receive some type of equity training on housing so that these decision makers better understand the power that they hold and the influence they have on housing in the county, especially for vulnerable groups.

## 2. Focus Groups

The County held virtual focus groups on October 18, and November 3, 2021, to elicit targeted feedback from housing developers and service providers. County staff identified representatives to invite to the developer focus group based on developers who have built projects in the unincorporated county in recent years in addition to those who have participated in the General Plan update process so far. Invitations to the service provider focus group were coordinated with the staff at the County Health, Housing & Homeless Services department and an announcement was made about the upcoming focus group at the October Contra Costa County Continuum of Care (CoC) meeting to invite members to participate. The October 18<sup>th</sup> focus group included for-profit and nonprofit developers. The November 3<sup>rd</sup> focus group included representatives from service provider organizations that are members of the County CoC. To allow time for input and a conversation that could include give and take between participants, the goal was to have the

focus groups include a maximum of 15 to 20 participants (in addition to County staff and consultant team representatives).

### October 18, 2021, Developer Focus Group


The developer focus group took place on October 18, 2021. There were 10 participants representing 10 organizations/companies that attended. The following discussion questions were posed to the focus group participants:

1. Have you or your firm considered, or already constructed, housing in unincorporated Contra Costa County?
2. If yes, have you constructed housing for lower<sup>2</sup> income or other special needs groups?
3. If you considered developing housing in Contra Costa County but ultimately chose not to, what were the reasons?
4. What is the biggest challenge to building homes that are affordable to lower- and moderate-income households in communities in unincorporated Contra Costa County?
5. Do you or your firm have examples of successful projects where housing for lower- and moderate-income households have been built? In what communities did that happen? What makes projects successful in those communities?
6. What types of policies or programs could the Housing Element include that would help your firm's development of affordable or workforce housing in Contra Costa County?

---

<sup>2</sup> Lower income includes the very low and low income categories as defined by the state.



- 
7. Is your firm interested in building non-traditional housing, such as ADUs, JADUs, tiny homes, or other (note: some of these typologies may meet RHNA standards and some may not)?
  8. In your opinion, how can the County's RHNA of over 7,000 housing units best be met?
  9. Do you have any additional comments to share?

Questions and input received at the focus group included:


- How will the County be able to implement this feedback, ideas, concerns, suggestions, primarily around funding? Will the County have capacity to do the things that are said in the meeting?
- There is no such thing as affordable housing because it costs many hundreds of thousands of dollars to construct a single unit. Affordable housing unit production will not increase until the State steps in. The State needs to take away the local control because California Environmental Quality Act (CEQA) fees, local requirements, state requirements, construction costs, etc. are very difficult and getting more difficult.
- Land costs are so high because the supply is limited, like in places such as Marin County. Is hopeful that new state legislation chipping away at single-family zoning will be a start, but we know that these things take a while to get going. Once it does though, it may put a dent in the millions of housing units we are short in the state.
- For Question #7, interested in how they can support ADU construction in the county, which they are doing in Oakland. Agrees that we as a state

need to address building costs before building affordable housing can happen more quickly.

- For Question #2, have identified that the model of buildup to ownership is nearly impossible (mentioned West Oakland experience), so being able to acquire and remodel units is the most feasible for them to create affordable home ownership situations.
- For Question #3, for the smaller infill developers, there is such limited capacity to stay on top of everything, larger agencies are way more equipped. Maybe the larger agencies can help the smaller companies, in terms of providing technical assistance or talent staffing.
- There is an obstacle related to the lack of pre-development dollars to get you to the point of development. Most jurisdictions don't have pots of money available for pre-development. Most money comes in at the construction phase. They are always trying to get financing together for the pre-development phase of the project. Multiple attendees agreed with this input.
- Would like to have zoning to allow for micro-cottages. Some zoning will need to match affordable by design dwelling units.
- There needs to be a way to make sure there is a way to go about building non-commodified housing to ensure that people aren't displaced. There are no policies that support developers doing preservation or rehabilitation of existing units. This will be key for developers being able to preserve existing communities and housing units.



- The Housing Element can also look at how public land can help ensure equitable housing is being developed. There are a lot of scattered non-contiguous sites out there and it would be nice for the County to acquire or consolidate that land so that it is easier for developers to acquire and develop on them.
- In some areas, market rent is affordable so in those cases they are having a difficult time meeting requirements for having rents 10 percent below market for even below 70 percent AMI units. They are trying to maximize points to get tax credits, but the rents are not hitting the 10 percent delta to hit maximum points, so their rent surveys are imposing further rent reductions on those units.
- Feasibility is also called into question if you're building market-rate units with affordable units. This came up on a site in Oakley. They are looking at other potential sites and some jurisdictions have reached out asking how to get more housing but they are not in a high resource area for tax credit scoring. If they don't reach 120 points, then they don't get state tax credits and the funds from other Bay Area cities require you to be near transit to get funds (from Google, Apple, Facebook, etc.). The areas where you can get enough funding are few and far between.
- Have had conversations with planning staff at a site for about 150 affordable units and the County came back asking if they could make it more dense but the tax credit scoring is based on cost and their firm can't go more than three or four stories before the project would not allow for funding based on density. They look at how to get projects funded within the arena of complicated tax credits. While the Housing Element might allow for density at 40-50 units per acre, in reality they can only build maybe 35 units per acre to get a tax credit award.
- When the County is identifying Housing Element sites or prioritizing sites, it would be great to keep the California Tax Credit Allocation Committee (TCAC) scoring system in mind so they are close to transportation, shopping, health amenities, and schools, because if they don't secure the amenity funds, they will not get funded or get a tax credit authorization.
- Richmond LAND is anticipating the request for qualifications (RFQ) for the Las Deltas project, and they will pursue those projects that will not pursue any tax credits.
- The TCAC scoring comment is really important. Also, should look at underlying zoning in those areas to try and pair up higher-density and Multi-family zoning in areas close to amenities.
- Another thing that is challenging (for extremely low-income housing development) is the lack of rental subsidies and funding in general. Have done a number of projects in Walnut Creek because they have an impact fee that generates funds for affordable housing. Concord has a small program like this too. If there is an impact fee at the County level, it would be incredibly helpful for developers to have funding to develop more affordable housing, specifically the lowest-income affordable housing.
- Richmond LAND had a meeting with Community Land Trust (CLT) Irvine, which partnered with the County and did a below-market rate sale of a housing site so they got that at a lower cost, and they are turning that into a townhouse project that will be sold with a condo structure for 80 percent of AMI and will stay under the land trust. Travis Bank will be doing the financing. Richmond LAND is having an issue with getting



lenders because they are trying to show them how their model works and how it can be a safe investment for them.

- The affordable housing overlay or the streamlined General Plan and zoning process would be really helpful.
- In unincorporated county, land is often not zoned correctly, and the process for community outreach and changing zoning takes 17 months, then 6 months for entitlement, then 9 to 12 months of permits. The developer needs to carry the cost of an environmental impact report (EIR) during this time, so you are looking at half a million dollars before you can even guarantee you can do a project. Maybe there can be an overlay in some areas where developers can get streamlined review, so it is a lot faster? Oakley has this, they just do the design review, and it has reduced the time and cost. This helps ensure that the landowners will sell to them, and they don't have to take out a high-interest land loan. The overlay zone could make certain areas "by-right" development areas.
- With the increase Regional Housing Needs Allocation (RHNA) to accommodate throughout the unincorporated county, racial equity should be prioritized, especially in terms of displacement. Is the project team thinking about how to frame the element around displacement, or thinking about zombie properties, how can housing policy be leveraged to prevent that?
- Has the County already submitted its Surplus Lands Act Inventory?

## November 3, 2021, Service Provider Focus Group

The service provider focus group took place on November 3, 2021. There were 10 participants representing 14 organizations that attended. The following discussion questions were posed to the focus group participants:

1. Who has the greatest need for housing in Contra Costa County in lower-income and other vulnerable communities?
2. What services have been most successful in serving vulnerable communities in Contra Costa County? What are those service providers doing right?
3. What gaps in services for the homeless or other vulnerable lower-income groups exist in Contra Costa County?
4. What are the biggest barriers to housing lower-income or vulnerable communities?
5. What resources do housing service providers need to further help lower-income and vulnerable populations in Contra Costa County?
6. Do you have any suggestions on policies or programs that the Housing Element could have that would help service providers in Contra Costa County?
7. Do you have any additional comments to share?

Questions and input received at the focus group included:

- Veterans are in a gray area because they have income coming in and therefore don't qualify for much assistance.



- For one provider's homeless programming, they have a HUD Section 8 program for veterans that also comes with case management. They have shelter beds, transitional housing, subsidies, mental health programs, among others.
- The most vulnerable population they serve beyond veterans are veteran seniors. Especially those who have poor credit or no credit who have no other assistance. They have vouchers available, but they have experienced issues with getting people to stay in homes.
- The main issue is more housing supply is needed.
- There is no low-barrier housing available out there. Low-barrier housing is housing that does not need to consider credit or legal history (some veterans aren't eligible for housing because of low credit or because of legal history or because they need housing references). Note that housing references cannot include shelters, etc.
- A provider of services in permanent supportive housing in west county reiterates the importance of prior comments. They serve people who are chronically homeless and have challenging physical and/or behavioral health issues or mental illness or substance abuse. They find that when there are a lot of issues going on that are problems in terms of housing stability, it is very difficult to get the level of care needed in the system. There isn't a continuum of services and housing that can help people stabilize and get them back into housing.
- There are also not enough options for housing near services and not enough housing that allows people to age in place.
- Doing housing first isn't feasible, they have to focus on doing everything they can to keep people in housing if it isn't working out because they have no available housing otherwise.
- A provider who oversees several shelters in the county sees a huge gap in meeting housing needs for clients who are aging (and specifically have cognitive decline). Something that is out of their scope of services at the shelter is cognitive decline because they need long-term housing with intensive care, and they don't have resources to provide that care.
- Another population that has a very hard time getting housed are 290s (registered sex offender) they often end up on the streets because of the limited opportunities they have for housing.
- Single men often fall through the cracks because even with a job, they cannot afford housing in the Bay Area because they are costed out, but they also cannot find enough help to be able to get good housing.
- The 18- to 24-year-olds are often left out. They can't be in shelters and cannot get vouchers. Some people think that foster care money will handle it, but they are often left out from a systemic standpoint.
- Agree, there definitely needs to be a coordinated effort to address the needs of young people. How do we get everyone to the table to speak with one another and work together?
- Wants to echo that there are these gaps in services for the youngest and oldest. Younger people don't qualify for much, if anything, and the older ones need extensive help. He works with a rescue mission and part of the work is to learn about other organizations so they can reach



out to other providers and see how to bridge gaps between different agencies.


- People with mental illness don't do well in big buildings where there are a lot of people. Love the tiny home models where people have their own places. Has had to try hard to get a place for veterans to have their own small home and not be in a big building, for example placed on a single family lot.
- When administering the rapid rehousing program keep getting referrals for people who are needing housing, but they aren't actually eligible. They're getting referrals for people who have really high needs that their program cannot serve. They're seeing families who need more than just housing. The housing first model is sometimes designed as housing last like all you need is housing. But so much more is needed to maintain housing. We need to help people increase their income and their organization doesn't help with that as they are only able to help with housing.
- Agrees that the housing first model is super difficult. We certainly need to house people but if it's not possible to get people an income due to addiction, mental health, family issues, etc., if you can't address the root of the problem then it's a revolving door.
- Works most with veterans. Rapid rehousing is different for veterans. While the name is the same, there are so many subsidies available to them, they don't need to have employment or good credit (it helps of course) but veterans also get social security, veterans' compensation, and some other income sources and so they have more income help. Housing first is a great idea, but it doesn't work if it's not sustainable.
- Wants to echo all the feedback so far. The Bay Area Rescue Mission has been providing services and shelter and support through their mandate from the gospel through working with people's relationship to themselves and god since 1965. They are committed to this mission and agree with the points made that you can give anyone a home but if you cannot provide them support, they will lose the housing again. The past couple of years have seen a significant increase in dual diagnosis, people with drug/alcohol addiction. There is so much that goes into supportive services and providing context and community. Rapid housing is not a long-term answer for these systematic problems.
- Has seen that there are so many barriers for families who do not have access to any voucher programs. They tend to have some income, but it isn't enough for permanent housing, so they live in their cars. But because they have "too much" income, they aren't able to get enough help to live in a home. They see families who have few barriers to getting real housing (no mental illness or addiction). There needs to be a place to identify who needs long-term housing, short-term housing, etc. so that we can define what groups exist and how to place them. One reason is that there is a dual-diagnosis requirement for some services. Some people need things like assistance with security deposits, first and last month's rent, etc., but don't need more deep services. How can we help families whose barriers are "less" than others?
- One of the communities in greatest need is the aging homeless community in the county. Seniors are losing their homes because their income is flat.



- They are seeing people come to their shelters where they need lots of help, they cannot supply through their services, and they have to turn people away.
- There is also a huge lack of affordability in terms of housing options and there is a lack of aftercare for people after they are housed.
- Also, people/families that are in a slightly higher-income bracket don't qualify for services due to income limits, but in reality, they still can't afford housing prices/costs in our area.
- Eviction history is also a big barrier to finding housing. An eviction on the record is almost impossible to overcome.
- Seniors are rapidly becoming part of the unhoused.
- White supremacy is a huge issue, such as with redlining, types of housing built, etc.
- As a provider, needs more from the system, still doesn't feel like he is part of a system that can get up stream and learn from each other to see what works, what others are doing to work. They're all a bunch of islands in the ocean that aren't connecting. Wishes that there was an in-house team at the County that could help them grow as a system together that is sustainable for the county and for them as providers. This "systems" refers to everyone who services vulnerable populations. It should have system measures like HUD does.
- All of the people at the focus group are service providers. What do we do with this information? How do they change how they are currently trying to serve all these different segments of the county population?
- Agree with all of the discussion so far. One solution is to increase In-Home Case Management support to follow clients once housed (in the right and sustainable housing placement).
- The Supportive Services for Veteran Families (SSVF) program is a great model to follow but for it to work we need to reduce the restrictions on accessing the funds and also need more funding to provide more long term case management and of course housing stock.
- Housing development should occur near public transportation.
- Echoes everything said so far. Their approach to homelessness prevention is more of a band-aid on an open wound where people come for emergency rental assistance. We need to start addressing homelessness, homeless prevention, and people who are couch surfing. We need to address this on a holistic level and not just focus on immediate solutions. Also, this isn't one size fits all. Each person has their own limitation. Her program offers assistance where they can help people with first and last month rent or giving some furniture. All organizations appear to do some of the things needed to solve these issues but they're all working on specific things. How do we bring everyone together? How do they approach the issue as a group and as a team so they can more thoroughly serve the community? Everyone can take a part. Instead, they are leaving the vulnerable as vulnerable.

### 3. Community Meetings

The County held a community workshop for the Housing Element update on Wednesday, February 9, 2022, from 5:30 p.m. to 7:00 p.m. via Zoom. County staff and consultants facilitated the workshop and 35 residents and



interested persons attended and participated. The format for the workshops was a presentation with an overview of the 6<sup>th</sup>-cycle Housing Element update and the County's approach and process, breakout sessions, and questions and answers.

The breakout sessions were based on five different topics (1) Sites Inventory, (2) Affordable Housing Funding, (3) Local Inclusionary Housing Ordinance and State Density Bonus Law, (4) Other Housing Element strategies, and (5) Fair Housing. There was a sixth breakout room reserved for Spanish-speaking participants; however, no one in need of translation attended. Participants were able to select their breakout room based on their topic of interest. Facilitators engaged participants in the breakout sessions with structured questions to share their knowledge, perspectives, and ideas.

In the Sites Inventory breakout session, participants were asked the following questions:

1. What they think makes a site good for housing as opposed to other types of land use? What do you think makes a good housing site suitable for affordable housing, as opposed to market rate housing?
2. Do you have ideas for specific sites and suggestion for areas or communities?
3. What are the challenges with including properties in a sites inventory?

Participants expressed that a good housing site is in proximity to resources in an attractive and compatible environment. They proposed repurposing a shopping center plaza, publicly-owned sites, and vacant school sites as potential housing sites. Participants believed expected challenges for sites include existing structures, hazards, environmental justice principles, and differences in ideas and wants.

The Affordable Housing Funding breakout session participants were first informed of the amount the County typically receives from state and federal funding. From this, participants were asked the following questions:

1. Given this ongoing annual amount of \$20 million, where should the County prioritize funding of projects in unincorporated areas of the county?
2. Should there be a mandatory city match?
3. How should the County leverage our funding to maximize housing production?

Most of the discussion in this breakout room was questions for the County facilitator from participants. The participants had the following questions:

1. Why are we unincorporated, what is incorporated versus unincorporated?
  - a. The facilitator responded and there was a discussion.
2. Why is only the unincorporated county responsible for all this housing? Why aren't cities responsible?
  - a. The facilitator responded that each jurisdiction in the state, including all of the cities in Contra Costa County, also have a number of housing units to plan for.
3. In regard to the \$20 million, can it be used for preservation, acquisition, and rehabilitation?
  - a. The facilitator responded that the best funding would be CDBG, not sure if these funds can be used for those types of work. A certain percentage might count toward the number.



4. Is the County Housing Authority involved in these projects to combine more funds and resources?
  - a. A discussion followed about possibilities of working together.
5. Where do these funds come from? We have a problem with mass vacancies. Who holds the developer accountable, so the units are rented and not vacant?
  - a. The facilitator noted that the County and the developer enter into a regulatory agreement that determines who they rent to. Projects are monitored to ensure units are leased to tenants who meet income requirements.
6. Are all these funds to be used only in unincorporated Contra Costa?
  - a. The facilitator replied that no, these funds can be used in any part of the county except for the inclusionary housing fund, which is just for the unincorporated area of the county.

The Local Inclusionary Housing Ordinance and State Density Bonus Law breakout session was structured around the following question:

1. What changes to the local Inclusionary Housing Ordinance would help meet Housing Element goals?

Participants suggested both removing the in-lieu fees and considering raising the fees. Participants recognized that higher-density multi-family housing can not be built just anywhere; however, the County must look at sites where this type of housing makes most sense given that lower-income housing is lacking while there is a surplus of moderate and market-rate housing.

The Other Housing Element Strategies breakout session asked participants the following questions:

1. What Housing Element strategies do you think we should keep?
2. What new strategies do you think the County should support?
3. What about implementing new state laws (e.g., Senate Bill 9)?


Participants shared that there is a great need to maintain a variety of existing programs, including the anti-discrimination program, the residential displacement program, and emergency rental assistance. Participants proposed new strategies to increase the income spectrum for housing, including developing a housing community land trust program, providing financial assistance, repurposing underutilized commercial sites, and providing public education to vulnerable populations.

The Fair Housing breakout session was initiated with the following questions:

1. Have you or a relative experienced any barriers to obtaining housing in unincorporated Contra Costa County?
2. Have you or a family member or friend ever had to live in an overcrowded unit to afford housing in unincorporated Contra Costa County?
3. Can you easily change your housing situation if needed? If not, what prevents that change? What would make relocating easier?

At least one participant in this breakout session explicitly shared that they have faced barriers to obtaining housing and/or lived in an overcrowded unit in unincorporated Contra Costa County. Participants shared that the County's current fair housing issues include gaps in access to services, challenges in securing housing for those with negative rental records due to





evictions, and inequitable geographical distribution of affordable housing. To make housing more accessible, participants suggested improving community outreach and participation, acknowledging and remedying historic policies and practices that uphold housing inequities, like segregation, developing tenant protections, and being accountable for the progress of local fair housing policies in the county.

After the breakout sessions, participants rejoined the larger group and were directed to share their questions and comments through Zoom's chat feature. The City staff received and answered questions during the meeting as time allowed. Participants were provided the County's contact information in the case they had additional questions or comments.

## 4. Public Hearings

The County presented about the Housing Element update at the December 7, 2021, Board of Supervisors meeting. Staff and the consultant provided an overview of the Housing Element, updates on state housing law, and the RHNA allocation. The presentation of the item was to initiate the discussion of the Housing Element with the Board and the community and to answer any questions about the process.

Written comments were received ahead of the meeting from East Bay for Everyone. They commented on challenges and opportunities related to housing in the unincorporated county; the draft General Plan land use maps related to patterns of inequality; they suggested including a substantially greater number of units/sites than called for in the RHNA; described issues they saw with the consultant, PlaceWorks', work in southern California; noted State law regarding small and large sites suitable for meeting the lower-income RHNA; the suitability of Alamo Shopping Plaza as a Housing Element

site; provided suggestions related to Alamo, Castle Hill, Diablo, Blackhawk, and Unincorporated Walnut Creek, specifically density decontrol, equal upzoning in low and high income areas, SB 9 compliance, rezoning of properties where horse stables are located to allow high-density multi-family housing, gas stations, upzoning neighborhoods with racial covenants still existing in CC & Rs, upzoning on church properties; also provided suggestions related to specific sites for additional housing; and suggested some potential Housing Element policies.

During the meeting, which was held on Zoom, eight attendees provided comments on the Housing Element item. Comments and questions were also received from the supervisors. Comments are summarized below.

## Board of Supervisors Comments


- What is the General Plan update schedule?
- Could the County amend the Housing Element again with the rest of the General Plan?
- Policies and actions throughout the General Plan are interrelated.
- More density in lower-income communities than higher-income communities.
- What are other communities in the County saying about the Draft General Plan Land Use maps?
- Would like to see buildout broken out by community.
- The RHNA number seems impossible.
- There are lots of competing factors.



- Interested in SB 9. Is it beneficial to meet the RHNA on sites where units could actually be built?
- More infrastructure is needed in east county, including roads and water. Highway 4 is so congested. These are quality of life issues. Jobs are also needed in this area in addition to transportation improvements.
- Every community should have a complete mix of housing. Should house everyone from those who work at a doctor's office to janitors.
- San Ramon has a good jobs-housing balance.
- Be careful in the very high fire severity zone.
- Doesn't agree that historic communities can't accommodate more density.
- Would like to look at projects that have received in-lieu funding over the last decade – which projects paid the in-lieu fee rather than build on-site inclusionary units.
- Alamo, Parkmead (unincorporated Walnut Creek), and other areas have a lot of potential for housing due to their larger parcel size.
- North Richmond is one of the most polluted places in California.
- Alamo has good environmental quality.
- The County historically has been very segregated. The draft General Plan land use maps perpetuate bad patterns.
- Mentioned Mauzy School.
- Is the vision document going for abundance or shortage?
- What qualifies as good planning? Making it possible to live in as many places as they want?
- Don't put housing in fire zones.
- Facilitate transit so there are more places for housing.
- Grew up in Walnut Creek. Has seen almost entire high school class priced out of the area.
- Should allow more dense housing in single-family areas.
- Appreciates a comment from County staff that Diablo is small and unique with limited access.
- Diablo historic district should be preserved. Multiple commenters had this comment.
- Doesn't want more density on East Diablo Road corridor.

## Public Comments

- Referenced letter submitted by East Bay for Everyone. Current proposed General Plan Land Use maps are a failure.
- Affirmatively furthering fair housing is not just for the Housing Element it is for the whole General Plan and other land use activities.
- The current proposed General Plan Land Use maps focus housing in polluted areas.

- 
- Diablo is a more dangerous evacuation situation than Paradise, California.
  - Thinks there is no more single-family residential proposed in Diablo.
  - County should analyze development potential under SB 9.

## 5. Input Received Through General Plan Update Outreach

Through the larger Envision Contra Costa 2040 General Plan Update process that is underway, the County obtained additional input on housing-related needs in the county. This process has included over 100 public and semi-public meetings with community members, stakeholders, and public officials, most of which covered the topic of housing to varying degrees, as described below:

- Since March 2019, the County has held over 40 meetings focused on unincorporated communities to discuss community-specific issues. At these meetings, many community members expressed the need for more affordable housing in a variety of densities/housing types that is not concentrated in specific communities and neighborhoods. They also called for housing that is accessible to transit and other important services, like grocery stores. Residents would like the County to support non-traditional forms of housing that can increase affordability, like tiny homes and ADUs, and suggested that the County inventory vacant and/or public land that is available for affordable housing development. They would like the County to increase availability of housing-related programs, like first-time homebuyer programs. They also consistently

called for more action to shelter and provide needed services to unhoused people, while also avoiding gentrification and displacement.

- In May 2019, the County held three open houses, one each in the west, east, and central parts of the county. The purpose was to hear from residents about key issues that will be addressed through the Envision Contra Costa 2040 project, including mobility, housing, environmental justice, community health, economic development, and safety and resiliency. The two-hour meetings were organized in an open house format to allow residents to participate at their own pace. At the sign-in table, attendees were provided with an informational handout about Envision Contra Costa 2040, a worksheet, and a comment card. The worksheet corresponded with six stations placed around the room with boards presenting key background information on each topic. Each station was staffed by a facilitator who recorded comments from the participants, answered questions, and sought feedback to gauge community perspective on these issues.

Open house participants at the housing station reported that housing challenges generally stem from high rental costs, housing inequity, and strict permitting requirements that increase new construction costs. Residents felt that supportive housing for people with mental illnesses, accessible housing for disabled people and seniors, and low-income housing were in especially short supply. They recommended that the County promote ADUs, tiny homes, smaller lot sizes, “age-in-place” housing, and multi-family housing to address these issues. Participants also indicated that the County should encourage rent control, fair housing law practices, and a balanced jobs to housing ratio. Residents also suggested that the County address homelessness by focusing on



mental health services and supporting a variety of housing types, including transitional, supportive, and affordable mobile units.

- Between November 2019 and February 2021, the County conducted five meetings focused on the topic of environmental justice, which included the subtopic of access to safe and sanitary housing. During these meetings, participants expressed that preserving and expanding affordable housing in disadvantaged communities is important. Furthermore, participants would like to see tenants' rights be protected and avoid future displacements or rent hikes for residents living in these communities. Participants requested that policies call out a diverse set of options for alternative forms of affordable housing. Participants also recommended that the County partner with a range of agencies on housing-related policies and actions. Residents think that there needs to be zero-interest financing for low-income and disadvantaged community residents who need air conditioners, solar panels, and other equipment. Residents advised the County to prioritize infill residential development to help preserve the character of their neighborhoods. Participants also suggested there be robust policy guidance about meeting the housing needs of homeless individuals.

Through the Envision Contra Costa 2040 process, the County has also held nine meetings with the Sustainability Commission, eight meetings with the Planning Commission, five meetings with the Board of Supervisors Sustainability Committee, and meetings with all 13 Municipal Advisory Councils, during which housing issues were discussed in the context of the General Plan. Further, County staff met with over 20 community-based organizations reflecting a range of community interests in the county, including housing.

## 6. Relationship to the General Plan

The 2023-2031 Housing Element is a key component of the County's General Plan. The County of Contra Costa adopted its General Plan in 1991 (and made some updates in 2005) which includes the following elements: Land Use; Growth Management; Transportation and Circulation; Housing; Public Facilities/Services; Conservation; Open Space; Safety; and Noise. The County is currently partway through a comprehensive General Plan update. All of the other elements of the General Plan are currently being updated for consistency with recent updates to State law, including those related to environmental justice, wildfires, and hazards. Internal consistency between the Housing Element and other elements will be confirmed through the comprehensive update.

After adoption of the comprehensive General Plan update, the County will ensure consistency between General Plan elements so that goals and policies introduced in one element are consistent with other elements. If it becomes apparent that over time, changes to any element are needed for internal consistency, such changes will be proposed for consideration by the Planning Commission and County Board of Supervisors.

# 6.2 Housing Needs Assessment

This section analyzes the demographic, socioeconomic, housing characteristics, and market data of Contra Costa County and the unincorporated county to determine the nature and extent of housing needs for current and future residents.

The data sources used to compile the Housing Needs Assessment include the 2020 Census, the 2015-2019 American Community Survey (ACS) 5-year estimate conducted by the U.S. Census Bureau, the California State Department of Finance (DOF), and supplemented with current market data and secondary sources of information. The Association of Bay Area Governments (ABAG) prepared a data package that was approved by the California Department of Housing and Community Development (HCD) for use in ABAG Housing Elements. It is noted in the data source at the bottom of tables in this section where this data package was used.

## A. POPULATION AND EMPLOYMENT TRENDS

### 1. Population Trends

Contra Costa County is the ninth-most populous county in California, with approximately 1,153,561 residents per the 2020 DOF population estimates. 104,536 new residents have arrived in the county (a 9-percent increase) since 2010. Contra Costa County projects that the county will have 1,224,400 residents by 2030 and 1,338,400 by 2040 (see Table 6-1).

The DOF estimated the 2020 population of the unincorporated area of Contra Costa County was 174,257, representing an increase of 10 percent since 2010, tracking with the increase in the county as a whole. In Table 6-1, the 2010 and 2020 population and population projections for 2030 and 2040 for unincorporated Contra Costa and the entire county are shown.

**TABLE 6-1 POPULATION GROWTH TRENDS AND PROJECTIONS**

Geography	2010	2020	Projected 2030	Projected 2040	Percentage Change between 2010 and 2040
Total Unincorporated	159,785	174,257	173,500	182,500	+14.2%
Total County	1,049,025	1,153,561	1,224,400	1,338,400	+27.6%

Data Source: California Department of Finance, E-5 Population and Housing Estimates for Cities, Counties, and the State — January 1, 2011-2021. Sacramento, California, May 2021. (ABAG Housing Element Data Package 2021).

When looking at the demographic profile of the unincorporated area as a whole, it is fairly similar to the entirety of Contra Costa County, but trending a little older and whiter than the county as a whole. However, the unincorporated communities vary significantly in terms of key demographic characteristic, such as racial/ethnic composition, age, and sex. Table 6-2 shows housing tenure by household type (owners versus renters) and Table 6-3 shows race and ethnicity in the unincorporated county.

Between 2000 and 2019, the White population decreased by 26.2 percent, and the Black or African American population decreased by 14.3 percent. The Hispanic or Latino population increased by 58.8 percent, the Asian population increased by 40 percent, and the “other” population category increased by 400 percent.



A community's current and future housing needs are partly determined by the age characteristics of residents. Typically, each age group has distinct lifestyles, family type and size, incomes, and housing preferences. As people move through each stage of life, their housing needs and preferences also change. As a result, evaluating the age characteristics of a community is important in determining the housing needs of residents.

Table 6-4 provides the age characteristics of residents in the unincorporated portion of the county. Between 2010 and 2019, the largest percentage increase in age groups was for the 65 to 74 age group. The second-largest percentage increase was in the 75 to 84 age group, highlighting a greying population.

A high proportion of young adults generally indicates a need for rental units and first-time homebuyers or first move-up opportunities, including condominiums, town homes, or single-family homes. Middle-age residents typically occupy larger homes and are usually at the peak of their earning power. The U.S. Department of Housing and Urban Development (HUD) and the Comprehensive Housing Affordability Strategy (CHAS) show that senior residents (age 62 and older) in unincorporated Contra Costa County are mostly homeowners, with 86 percent owning homes and 14 percent renting (see Table 6-2).

**TABLE 6-2 HOUSING TENURE BY HOUSEHOLD TYPE IN UNINCORPORATED CONTRA COSTA COUNTY**

	Married-Couple	House-holders Living Alone	Female-Headed House-holds	Male-Headed House-holds	Other non-Family House-holds	Seniors	Total
Owner Occupied	28,251	7,625	3,809	1,912	1,958	14,687	58,242
	48.5%	13.1%	6.5%	3.3%	3.4%	25.2%	100.0%
Renter Occupied	7,318	4,747	2,939	1,113	1,870	2,456	20,443
	35.8%	23.2%	14.4%	5.4%	9.1%	12.0%	100.0%

For data from the Census Bureau, a “family household” is a household where two or more people are related by birth, marriage, or adoption. “Non-family households” are households of one person living alone, as well as households where none of the people are related to each other. For the purposes of this table, senior households are those with a householder who is aged 62 or older.

Data Source: U.S. Census Bureau, American Community Survey 5-Year Data (2015-2019), Table B25011 and U.S. Department of Housing and Urban Development (HUD), Comprehensive Housing Affordability Strategy (CHAS) ACS tabulation, 2013-2017 release. (ABAG Housing Element Data Package 2021).

Nationwide trends, however, indicate that as the baby boom generation ages, the demand for move-down housing or specialized residential developments, such as assisted-living facilities or active adult communities, will continue to grow. Input from service providers who work with seniors in the unincorporated county confirms this assumption.

**TABLE 6-3 RACE AND ETHNICITY IN UNINCORPORATED CONTRA COSTA COUNTY**

Year	Percentage White	Percentage Hispanic or Latino	Percentage Asian	Percentage Black or African American	Percentage Other*
2000	65%	17%	10%	7%	1%
2010	55%	23%	12%	6%	4%
2019	48%	27%	14%	6%	4%
% Change between 2000 and 2019	-26.2%	+58.8%	+40.0%	-14.3%	+400.0%

\* Includes American Indian, Native Alaska, Native Hawaiian, other Pacific Islanders, 'other' race, and persons of two or more races.

Data Source: U.S. Census Bureau, Census 2000, Table P004; U.S. Census Bureau, American Community Survey 5-Year Data (2015-2019), Table B03002 (ABAG Housing Element Data Package 2021).

**TABLE 6-4 POPULATION BY AGE IN UNINCORPORATED CONTRA COSTA COUNTY**

Age Group	2010	2019	Percentage Change between 2010 and 2019
Age 0-4	9,394	9,355	- <1%
Age 5-14	21,864	22,907	+4.7%
Age 15-24	19,451	21,393	+9.9%
Age 25-34	18,019	20,937	+16.1%
Age 35-44	21,313	23,860	+11.9%
Age 45-54	26,881	25,750	-4.2%
Age 55-64	22,132	25,447	+14.9%
Age 65-74	12,279	16,975	+38.2%
Age 75-84	6,073	7,887	+29.8%
Age 85+	2,379	2,983	+25.3%
<b>Total</b>	<b>159,785</b>	<b>177,494</b>	<b>+11.0%</b>

Data Source: U.S. Census Bureau, Census 2010 SF1, Table P12; U.S. Census Bureau, American Community Survey 5-Year Data (2015-2019), Table B01001 (ABAG Housing Element Data Package 2021).



## 2. Employment Trends

Employment has an important impact on housing needs. Different jobs and income levels determine the type and size of housing a household can afford. Employment growth in the region also typically results in an increase in housing demand, particularly in areas that function as a “bedroom community.”

Contra Costa County has a fairly fast-growing workforce, with growth in its employment base driven primarily by the need to provide health, education, and professional services to an increasing local population. Between 2010 and 2020, there was a 13.7-percent increase in employment in unincorporated Contra Costa County, and there is a projected 16-percent increase in employment between 2010 and 2040 in unincorporated Contra Costa County. ABAG expects that Contra Costa County will continue to provide “bedroom communities” for the workforce of other Bay Area counties. The county is expected to gain an estimated 65,530 more employed residents than jobs between 2020 and 2040. ABAG estimates that unincorporated Contra Costa County will add approximately 2,850 new jobs between 2020 and 2040. Table 6-5 shows employment trends in Contra Costa County between 2010 and 2040 projections.

**TABLE 6-5 EMPLOYMENT GROWTH TRENDS AND PROJECTIONS**

Geography	2010	2020	Projected 2030	Projected 2040	Percentage Change between 2010 and 2040
Total Unincorporated*	69,890	78,370	78,800	81,220	+16%
Total County	455,540	526,530	552,720	592,060	+30%

Data Source: ABAG’s Plan Bay Area 2040 (ABAG Housing Element Data Package 2021).

Table 6-6 shows the types of occupations held by residents in unincorporated areas and the county as a whole. According to the ACS, the two largest occupational categories for both the county and unincorporated areas were “Health & Educational Services” and “Financial & Professional Services.” These categories accounted for 28.1 and 25.8 percent of employed residents in the county’s unincorporated areas, respectively. Relatively higher-paying jobs are in both categories, except for certain sales positions, translating into higher incomes for the residents engaged in these activities.

**TABLE 6-6 EMPLOYMENT PROFILE**

Occupations of Residents	Unincorporated County		Total County	
	Persons	Percentage	Persons	Percentage
Agriculture & Natural Resources	735	0.8%	3,720	0.7%
Construction	7,481	8.6%	39,996	7.2%
Financial & Professional Services	22,521	25.8%	138,321	24.7%
Health & Educational Services	24,643	28.1%	174,990	31.3%
Information	2,243	2.6%	14,048	2.5%
Manufacturing, Wholesale & Transportation	13,112	15.0%	79,885	14.3%
Retail	8,957	10.2%	56,651	10.1%
Other	7,771	8.9%	51,755	9.3%
<b>Total</b>	<b>87,463</b>	<b>100%</b>	<b>559,366</b>	<b>100%</b>

Data Source: U.S. Census Bureau, American Community Survey 5-Year Data (2015-2019), Table C24030. (ABAG Housing Element Data Package 2021).

Table 6-7 details the 2021 Occupational Employment and Wage Statistics for jobs in Alameda and Contra Costa Counties. Wages range from the low end in food service (average \$38,872 annually) to the high wages of management





occupations (average \$158,446).<sup>1</sup> Contra Costa County's major employers include finance, government, medical, and heavy industry, as shown in Table 6-9. There are also significant service sector jobs.

**TABLE 6-7 WAGE STATISTICS FOR ALAMEDA AND CONTRA COSTA COUNTIES**

Occupational Title	Mean Annual Wage
Food Preparation and Serving	\$38,872
Healthcare Support	\$40,799
Farming, Fishing, and Forestry	\$42,154
Personal Care and Service	\$42,532
Building and Grounds Maintenance	\$48,311
Transportation and Material Moving	\$48,835
Production Occupations	\$51,926
Office and Administrative Support	\$55,056
Sales	\$59,555
Community and Social Service Occupations	\$68,136
Educational Instruction and Library	\$70,691
Protective Services	\$71,366
Arts, Design, Entertainment, Sports, and Media Occupations	\$77,908
Construction	\$79,163
Business and Financial Operations	\$97,088
Life, Physical, and Social Science	\$103,059
Architecture and Engineering	\$109,102
Healthcare Practitioners and Technical Occupations	\$121,183
Computer and Mathematical Occupations	\$124,151
Legal Occupations	\$146,544
Management	\$158,446

Data Source: These survey data are from the 2020 Occupational Employment and Wage Statistics (OEWS) survey. The wages have all been updated to the first quarter of 2021 by applying the US Department of Labor's Employment Cost Index to the 2020 wages.

**TABLE 6-8 MAJOR EMPLOYERS**

Employer Name	Location	Employee Size Class	Industry
Broadspectrum America	Richmond	500-999	Oil Refiners (manufacturers)
C&H Sugar Co	Crockett	500-999	Sugar Refiners (manufacturers)
Longs Drug Store	Walnut Creek	500-999	Drug Millers (manufacturers)
Los Medanos College	Pittsburg	500-999	Junior-Community College-Tech Institutes
Martinez Arts Outpatient Clinic	Martinez	500-999	Surgical Centers
Nordstrom	Walnut Creek	500-999	Department Stores
Oakley Union School District	Oakley	500-999	School Districts
Robert Half Intl	San Ramon	500-999	Employment Agencies & Opportunities
San Ramon Regional Medical Center	San Ramon	500-999	Hospitals
Santa Fe Pacific Pipe Lines	Richmond	500-999	Pipe Line Companies
Shell Oil Prod US Martinez	Martinez	500-999	Oil & Gas Producers
Sutter Delta Medical Center	Antioch	500-999	Hospitals
US Veterans Medical Center	Martinez	500-999	Outpatient Services
Chevron Research & Technology	San Ramon	5,000-9,999	Service Stations-Gasoline & Oil
Chevron	San Ramon	10,000+	Oil Refiners (manufacturers)

<sup>1</sup> <https://www.labormarketinfo.edd.ca.gov/data/oes-employment-and-wages.html>



Employer Name	Location	Employee Size Class	Industry
BART	Richmond	1,000–4,999	Transit Lines
Bio-Rad Laboratories	Hercules	1,000–4,999	Physicians & Surgeons Equip & Supplies-manufacturers
Chevron Richmond Refinery	Richmond	1,000–4,999	Oil Refiners (manufacturers)
Contra Costa Regional Med Center	Martinez	1,000-4,999	Hospitals
John Muir Health Concord	Concord	1,000-4,999	Hospitals
Kaiser Permanente Antioch	Antioch	1,000-4,999	Hospitals
Kaiser Permanente Martinez	Martinez	1,000-4,999	Clinics
Kaiser Permanente Walnut Creek	Walnut Creek	1,000-4,999	Hospitals
La Raza Market	Richmond	1,000-4,999	Grocers-Retail
USS Posco Industries	Pittsburg	1,000-4,999	Steel Mills (manufacturers)

Data Source: California Employment Development Department (2021)

Contra Costa County, WCCUSD, MDUSD???Based on 2020 data from Contra Costa County, a total of 526,530 Contra Costa County residents were in the labor force, with the unemployment rate estimated at 7.7 percent. Given this estimate is based on a five-year average and recent employment growth, the actual unemployment rate is anticipated to be lower than 7.7 percent. According to the State Employment Development Department, the unemployment rate in the county was 6.7 percent in July 2021. Table 6-9 shows the employment trends and projections by countywide, unincorporated county, and individual cities.

**TABLE 6-9 EMPLOYMENT TRENDS AND PROJECTIONS – CONTRA COSTA COUNTY**

Area Name	2010	2020	2030	2040
Unincorporated County	69,890	78,370	78,800	81,220
Antioch	40,900	47,110	48,550	51,190
Brentwood	19,360	21,910	22,210	23,050
Clayton	4,960	5,470	5,420	5,400
Concord	57,230	64,960	74,460	85,510
Danville	18,240	20,410	20,450	20,970
El Cerrito	11,360	12,870	13,070	13,590
Hercules	11,740	15,080	17,000	19,330
Lafayette	10,330	11,770	12,010	12,540
Martinez	17,110	19,080	19,090	19,570
Moraga	6,470	7,330	7,440	7,730
Oakley	14,180	17,930	19,960	22,470
Orinda	6,970	7,840	7,910	8,170
Pinole	8,280	9,490	9,750	10,240
Pittsburg	26,090	31,860	34,500	37,940
Pleasant Hill	16,000	17,900	17,950	18,460
Richmond	42,490	50,680	53,830	58,280
San Pablo	11,460	13,430	14,050	15,010
San Ramon	32,820	38,060	39,470	41,870
Walnut Creek	29,660	34,980	36,800	39,520
<b>Contra Costa County - Total</b>	<b>455,540</b>	<b>526,530</b>	<b>552,720</b>	<b>592,060</b>

Data Source: ABAG Housing Element Data Package 2021

## B. HOUSEHOLD CHARACTERISTICS

Income level and cost burden are key factors in determining the type of housing needed by the residents of unincorporated Contra Costa County. This section details the various household characteristics affecting housing needs. The Census defines a “household” as any group of people occupying a housing unit, including single persons living alone, families related through

marriage or blood, or unrelated persons that share living quarters. Table 6-10 shows that in unincorporated Contra Costa County, 20.1 percent of the households are single persons living alone, 58 percent are families, and 21.9 percent are unrelated persons sharing living quarters. Persons living in retirement or convalescent homes, dormitories, or other group living situations are not considered households. Household characteristics are important indicators of the type and size of housing needed in a community.

**TABLE 6-10 HOUSEHOLD TYPE**

Geography	Female -Headed Family Households	Male – Headed Households	Married – Couple Family Households	Other Non-Family Households	Single – Person Households	Total
Unincorporated Contra Costa County	6,748	3,025	35,569	3,828	12,372	61,542
	11.0%	4.9%	57.8%	6.2%	20.1%	100.0%
Contra Costa County	48,256	19,180	217,370	23,731	86,232	394,769
	12.2%	4.9%	55.1%	6.0%	21.8%	100.0%
Bay Area	283,770	131,105	1,399,714	242,258	674,587	2,731,434
	10.4%	4.8%	51.2%	8.9%	24.7%	100.0%

Data Source: U.S. Census Bureau, American Community Survey 5-Year Data (2015-2019), Table B11001. (ABAG Housing Element Data Package 2021).

HCD publishes area median incomes on an annual basis, based on HUD data. The goal of the Housing Element is to accommodate the needs of all households across all income groups. The median income for a Contra Costa household of four in 2021 is \$125,600. Table 6-11 shows income levels for extremely low, very low, low, and moderate incomes in the county. Table 6-12 shows housing tenure (owner- versus renter-occupied households) by geographic area and Table 6-14 shows workers by earnings for unincorporated Contra Costa.

**TABLE 6-11 2021 INCOME LEVELS – CONTRA COSTA COUNTY**

Household size	Extremely low	Very low	Low	Moderate
1	\$28,800	\$47,950	\$76,750	\$105,500
2	\$32,900	\$54,800	\$87,700	\$120,550
3	\$37,000	\$61,650	\$98,650	\$135,650
4	\$41,100	\$68,500	\$109,600	\$150,700
5	\$44,400	\$74,000	\$118,400	\$162,750

Data Source: U.S. Department of Housing and Urban Development, 2021. (ABAG Housing Element Data Package 2021).



**TABLE 6-12 HOUSING TENURE**

Geography	Owner Occupied	Renter Occupied	Total
Unincorporated Contra Costa	43,555	17,987	61,542
	70.8%	29.2%	100.0%
Contra Costa County	260,244	134,525	394,769
	65.9%	34.1%	100.0%
Bay Area	1,531,955	1,199,479	2,731,434
	56.09%	43.91%	100.0%

Data Source: U.S. Census Bureau, American Community Survey 5-Year Data (2015-2019), Table B25003. (ABAG Housing Element Data Package 2021).

**TABLE 6-13 WORKERS BY EARNINGS, BY JURISDICTION AS PLACE OF WORK AND PLACE OF RESIDENCE - UNINCORPORATED CONTRA COSTA**

Earnings Group	Place of Residence	Place of Work
Less than \$9,999	8,667	4,877
\$10,000 to \$24,999	12,650	6,348
\$25,000 to \$49,999	19,356	10,169
\$50,000 to \$74,999	12,656	7,339
\$75,000 or more	31,832	15,587
<b>Totals</b>	<b>85,161</b>	<b>44,320</b>

Data Source: U.S. Census Bureau, American Community Survey 5-Year Data 2015-2019, B08119, B08519. (ABAG Housing Element Data Package 2021).

## 1. Existing Households by Income and Tenure

In 2019, the countywide median income was approximately \$99,700. However, homeowners earn a median income of \$122,227 – or about 86 percent higher than the renter median income of \$65,583 (Table 6-11). As is the case for many communities, renter households are most predominant in income levels below \$75,000; homeowners are most predominant in the higher-income groups. Income is the most important factor affecting the housing opportunities available to a household, determining the ability to balance housing costs with other basic necessities of life. Housing choices, such as tenure (owning versus renting), and location of residence are very much income-dependent.

In the unincorporated county, approximately 13.2 percent of the households are extremely low income, as defined by HUD (households earning 30 percent or less of median family income (MFI)). ABAG projects an increase in the population of 9.8 percent between 2020 and 2040. Presuming extremely low-income households continue to be 13.2 percent of the population, then by 2040, there will be 25,256 extremely low-income households in the unincorporated area.

Table 6-14 shows the breakdown of households in the unincorporated county by income and tenure. Table 6-15 shows household size by tenure.

**TABLE 6-14 HOUSING BY TENURE AND INCOME - UNINCORPORATED COUNTY**

Housing Type	Extremely Low-Income Households	Very Low-Income Households
Rental	4,601	3,031
Ownership	3,591	3,993
<b>Total</b>	<b>8,192 (13.2%)</b>	<b>7,024 (11.3%)</b>

Data Source: U.S. Department of Housing and Urban Development (HUD), Comprehensive Housing Affordability Strategy (CHAS) ACS tabulation, 2013-2017 release

**TABLE 6-15 HOUSEHOLD SIZE BY TENURE - UNINCORPORATED COUNTY**

Group	Owner Occupied	Renter Occupied	Total
1-Person Household	7,625	4,747	12,372
2-Person Household	16,175	4,649	20,824
3-Person Household	7,429	3,187	10,616
4-Person Household	6,967	2,982	9,949
5 or More Person Household	5,359	2,422	7,781
<b>Totals</b>	<b>43,555</b>	<b>17,987</b>	<b>61,542</b>

Data Source: U.S. Census Bureau, American Community Survey 5-Year Data (2015-2019), Table B25009. (ABAG Housing Element Data Package 2021).

## 2. Overpaying for Housing

Because of the high cost of housing in the Bay Area, many households overpay for housing. According to HUD, households should spend less than 30 percent of their income on housing, including utilities, taxes, and insurance. However, an estimated 19.8 percent of the households in Contra Costa County have a cost burden of more than 30 percent. Approximately

15.1 percent have a cost burden of 50 percent or more. Table 6-16 outlines the cost burden by income level in the unincorporated county.

**TABLE 6-16 COST BURDEN BY INCOME LEVEL - UNINCORPORATED COUNTY**

Income Group	0%-30% of Income Used for Housing	30%-50% of Income Used for Housing	50%+ of Income Used for Housing
0%-30% of AMI	1,441	1,367	4,633
31%-50% of AMI	2,368	2,372	2,261
51%-80% of AMI	3,518	2,393	1,203
81%-100% of AMI	3,157	1,595	486
Greater than 100% of AMI	28,376	4,466	731
<b>Totals</b>	<b>38,860</b>	<b>12,193</b>	<b>9,314</b>

Data source: U.S. Department of Housing and Urban Development (HUD), Comprehensive Housing Affordability Strategy (CHAS) ACS tabulation, 2013-2017 release

## C. HOUSING STOCK CHARACTERISTICS

This section of the Housing Element addresses various housing characteristics and conditions that affect the living environment of residents. Housing factors evaluated include housing stock and vacancy rates, tenure, age and condition, housing costs and affordability, and overcrowded households.

### 1. Housing Type and Tenure

In 2020, single-family homes and multi-family dwelling units made up approximately 79.7 percent and 15.9 percent of the housing stock of the unincorporated county, respectively. According to the U.S Census Bureau's ACS 5-year estimates (2015-2019), the homeownership rate in unincorporated Contra Costa was 71 percent; 29 percent of homes were



renter-occupied (Table 6-17). Table 6-18 summarizes various characteristics of the housing stock in unincorporated areas of the county.

**TABLE 6-17 HOUSING TENURE**

Geography	Owner Occupied	Renter Occupied
Unincorporated Contra Costa County	43,555	17,987
Contra Costa County	260,244	134,525
Bay Area	1,531,955	1,199,479

Data source: U.S. Census Bureau, American Community Survey 5-Year Data (2015-2019), Table B25003. (ABAG Housing Element Data Package 2021).

**TABLE 6-18 HOUSING STOCK IN 2021 IN UNINCORPORATED CONTRA COSTA COUNTY**

Housing Type	Number of Units	% of Total
<b>Single-Family</b>	<b>51,696</b>	<b>79.7%</b>
Detached	48,669	75.1%
Attached	3,027	4.7%
<b>Multi-family</b>	<b>10,319</b>	<b>15.9%</b>
2-4 Units	2,711	4.2%
5+ Units	7,608	11.7%
<b>Mobile Homes/Other</b>	<b>2,816</b>	<b>4.3%</b>
<b>Total Units</b>	<b>64,831</b>	<b>100%</b>

Data Sources: California Department of Finance, E-5 Population and Housing Estimates for Cities, Counties and the State — January 1, 2011-2021. Sacramento, California, May 2021.

## 2. Vacancy Rates

Vacancy rates are a useful indicator of the housing market's overall health and ability to accommodate new residents within the existing housing stock. Table 6-19 outlines vacancy rates by tenure according to the 2015-2019 ACS.

The ACS 5-year estimates for 2015-2019 indicate the countywide vacancy rate is an estimated 4.6 percent. The unincorporated county had a slightly higher vacancy rate (5.8 percent). The increase can be attributed to a higher percentage of recreational/occasional use units in unincorporated areas of the county, such as Bethel Island and Discovery Bay. As shown in Table 6-20, the vacancy rate was higher in the unincorporated county (26.1 percent) for homes in the seasonal or occasional use category compared to the countywide rate (11.5 percent) and the Bay Area rate (21.6 percent).

**TABLE 6-19 OCCUPANCY STATUS**

Geography	Occupied Housing Units	Vacant Housing Units	Vacancy Rate
Unincorporated Contra Costa	61,542	3,806	5.8%
Contra Costa County	394,769	18,950	4.6%
Bay Area	2,731,434	172,660	5.9%

Data Source: U.S. Census Bureau, American Community Survey 5-Year Data (2015-2019), Table B25002. (ABAG Housing Element Data Package 2021).

Of the 3,806 vacant housing units in unincorporated Contra Costa, 357 units are for rent, 563 units are for sale, 130 units are rented but not occupied, and 166 units are sold but not occupied. There are also 992 units that are for seasonal or occasional use. See Table 6-20 for a breakdown of vacant units by type in unincorporated Contra Costa County, Contra Costa County, and the greater Bay Area.

**TABLE 6-20 VACANT UNITS BY TYPE**

Geography	For Rent	For Sale	For Seasonal or Occasional Use	Other Vacant	Rented, Not Occupied	Sold, Not Occupied	Total
Unincorporated Contra Costa	357	563	992	1,598	130	166	3,806
	9.4%	14.8%	26.1%	42.0%	3.4%	4.4%	100.0%
Contra Costa County	4,321	2,012	2,188	8,469	741	1,219	18,950
	22.8%	10.6%	11.5%	44.7%	3.9%	6.4%	100.0%
Bay Area	41,117	10,057	37,301	61,722	10,647	11,816	172,660
	23.8%	5.8%	21.6%	35.7%	6.2%	6.8%	100.0%

Data Source: U.S. Census Bureau, American Community Survey 5-Year Data (2015-2019), Table B25004. (ABAG Housing Element Data Package 2021).

### 3. Housing Age and Condition

Housing age is an important indicator of housing condition within a community because, like any other tangible asset, housing is subject to gradual physical or technological deterioration over time. If not properly and regularly maintained, housing can deteriorate and discourage reinvestment, depress neighboring property values, and eventually impact the quality of life in a neighborhood. Thus maintaining and improving housing quality is an important goal for the County.

A general rule in the housing industry is that structures older than 30 years begin to show signs of deterioration and require reinvestment to maintain their quality. Unless properly maintained, homes older than 50 years require major renovations to remain in good working order.



The 2011 American Housing Survey found that in the Oakland/Fremont Metropolitan Statistical Area (MSA), an estimated 15,200 residential units had severe<sup>2</sup> physical problems, and 30,200 had moderate<sup>3</sup> physical problems. Unincorporated Contra Costa County has an estimated 6.4 percent of the total housing units in the Oakland/Fremont MSA. Therefore, an estimated 2,906 units have severe or moderate physical problems. The American Housing Survey estimates that an additional 22,000 occupied housing units may have other rehabilitation needs such as missing roofing material, holes in the roof, cracks in the foundation, or broken/boarded windows. More recent ACS and American Housing Survey data are unavailable at the MSA or more specific scale. Per an interview with the county Building Department in December 2021, approximately 20 residential units per year in the unincorporated county are not inhabitable and are in imminent need of replacement.

Table 6-21 provides a breakdown of the housing stock in unincorporated areas of the county by the year built.

**TABLE 6-21 HOUSING AGE-YEAR BUILT BY TENURE IN UNINCORPORATED CONTRA COSTA COUNTY**

Year Built	Number of Units	% of Total Occupied Units
Built 1939 or earlier	4,684	7.2%
Built between 1940 - 1959	15,654	24.0%
Built between 1960 - 1979	17,788	27.2%
Built between 1980 - 1999	18,229	27.9%
Built between 2000 - 2009	6,809	10.4%
Built 2010 or later	2,184	3.3%
<b>Total Units</b>	<b>65,348</b>	<b>100.0%</b>

Data Source: U.S. Census Bureau, American Community Survey 5-Year Data (2015-2019), Table B25034. (ABAG Housing Element Data Package 2021).

Based on the data on housing age, there is a strong likelihood that many homes will require reinvestment or renovations to ensure the housing stock is maintained in good working order. That is because roughly 60 percent of

<sup>2</sup> A unit has severe physical problems if it has any of the following five problems: Plumbing. Lacking hot or cold piped water or a flush toilet, or lacking both bathtub and shower, all inside the structure (and for the exclusive use of the unit, unless there are two or more full bathrooms). Heating. Having been uncomfortably cold last winter for 24 hours or more because the heating equipment broke down, and it broke down at least three times last winter for at least 6 hours each time. Electric. Having no electricity, or all of the following three electric problems: exposed wiring, a room with no working wall outlet, and three blown fuses or tripped circuit breakers in the last 90 days. Hallways. Having all of the following four problems in public areas: no working light fixtures, loose or missing steps, loose or missing railings, and no working elevator. Upkeep. Having any five of the following six maintenance problems: (1) water leaks from the outside, such as from the roof, basement, windows, or doors; (2) leaks from inside structure such as pipes or plumbing fixtures; (3) holes in the floors; (4) holes or open cracks in the walls or ceilings; (5) more than 8 inches by 11 inches of peeling paint or broken plaster; or (6) signs of rats in the last 90 days.

<sup>3</sup> A unit has moderate physical problems if it has any of the following five problems, but none of the severe problems: Plumbing. On at least three occasions during the last 3 months, all the flush toilets were broken down at the same time for 6 hours or more (see “Flush toilet and flush toilet breakdowns”). Heating. Having unvented gas, oil, or kerosene heaters as the primary heating equipment. Kitchen. Lacking a kitchen sink, refrigerator, or cooking equipment (stove, burners, or microwave oven) inside the structure for the exclusive use of the unit. Hallways. Having any three of the four problems listed above. Upkeep. Having any three or four of the six problems listed above in “upkeep.” See also “Bars on windows of buildings,” “Common stairways,” “Equipment,” “External building conditions,” “Flush toilet and flush toilet breakdowns,” “Heating equipment and heating equipment breakdowns,” “Overall opinion of structure,” “Primary source of water and water supply stoppage,” “Water leakage during last 12 months,” “Selected deficiencies.



the housing stock was built before 1980 and another 28 percent was built between 1980 and 1999.

The Department of Conservation and Development currently offers the Neighborhood Preservation Program, which provides zero and low-interest loans for the rehabilitation of housing owned and occupied by lower-income households in the unincorporated areas.

## 4. Housing Costs and Affordability

The cost of housing is directly related to the extent of housing problems in a community. If housing costs are relatively high in comparison to household income, there will be a correspondingly higher prevalence of housing cost burden and overcrowding. This section summarizes the cost and affordability of the housing stock to county residents.

### Sales and Rental Data

Home sales prices vary significantly by location in Contra Costa County. Tables 6-22 and 6-23 show the results of a point-in-time sales and rental survey from October 2021. Home prices are generally higher in the central sub-region than in the east and west sub-regions. Condominiums or townhomes are typically more affordable than single-family homes and represent alternative homeownership opportunities, especially for low- and moderate-income households.

Like home sales prices, rental rates also vary by size and location of the units. The vacancy rate in unincorporated Contra Costa County was 5.8 percent, as compared to 4.6 percent in the county, and 5.9 percent for the

Bay Area (see Table 6-20). This trend indicates a tightening of the rental market. As long as vacancy rates remain below 5.0 percent, rents are likely to continue increasing.

**TABLE 6-22 2021 MEDIAN SALES PRICES IN UNINCORPORATED CONTRA COSTA COUNTY**

Housing Type	Number of Bedrooms	East	West	Central
		Median Price	Median Price	Median Price
Condos	1	\$238,000	\$269,500	N/A
	2	\$515,000	\$385,000	\$425,000
	3	\$467,500	N/A	\$510,000
	4	N/A	N/A	N/A
	5+	N/A	N/A	N/A
Single-Family Residential	1	\$502,500	\$385,112	N/A
	2	\$532,500	\$700,000	\$242,5000
	3	\$639,999	\$750,000	\$2,322,500
	4	\$750,000	\$7,480,00	\$2,400,000
	5+	\$799,000	\$780,000	\$2,525,000
Townhomes	1	N/A	N/A	N/A
	2	\$775,000	\$415,000	\$661,500
	3	\$775,000	\$520,000	\$2,200,000
	4	N/A	N/A	N/A
	5+	N/A	N/A	N/A

Source: Redfin, October 2021.

East includes Bay Point, Bethel Island, and Discovery Bay. West includes Montalvin Manor, Crockett, East Richmond Heights, El Sobrante, Kensington, North Richmond, Rodeo, and Tara Hills. Central includes Vine Hill, Pacheco, Diablo, Blackhawk, and Alamo.

N/A: Not Available. There were no listings that matched the number of bedrooms for that housing type.

Source: Codebook for the American Housing Survey, Public Use File: 1997-2011, March 2013



**TABLE 6-23 MEDIAN RENTS IN UNINCORPORATED CONTRA COSTA COUNTY\***

Number of Bedrooms	1 Bedroom	2 Bedrooms	3 Bedrooms
Monthly Rent	\$1,691	\$2,280	\$4,200

\*This represents the range of median rents across Unincorporated County.  
Data Source: RealPage.com and Zillow.com from October 2021

Table 6-24 shows rental costs in the Unincorporated County, Contra Costa County and the Bay Area based on a survey of listings that ranged in size from two to four bedrooms. As shown in Table 6-12, about 29.2 percent of Unincorporated County's households are renters. Typically, renters tend to live in multifamily units, the overall housing stock for the Unincorporated County is 14.9 percent multifamily and about 79.7 percent single family. Based on the stock, single family units may be used for renting. According to Real Page and Zillow in October 2021, the median rent for a 2 bedroom was \$2,280 while a 3 bedroom was \$4,200. According to Table X, in 2019, about 44.0 percent of households paid between \$1,500 – \$2,500 for rent. Additionally, according to the 2015-2019 ACS, between 2009 and 2019, the rent increased annually by 3.6 percent in the Unincorporated County, 4.5 percent in Contra Costa County and 5.5 percent in the Bay Area. Overall, rental trends in the Unincorporated Contra Costa County show a steady increase in price with the majority of households paying rents for 1- 2 bedroom units.

**TABLE 6-24 RENTAL PRICE RANGES**


Geography	Rent less than \$500	Rent \$500-\$1000	Rent \$1000-\$1500	Rent \$1500-\$2000	Rent \$2000-\$2500	Rent \$2500-\$3000	Rent \$3000 or more
Unincorporated Contra Costa	4.1%	11.3%	26.6%	25.9%	18.8%	7.0%	6.2%
Contra Costa County	5.4%	10.1%	23.9%	29.8%	17.5%	7.5%	5.8%
Bay Area	6.1%	10.2%	18.9%	22.8%	17.3%	11.7%	13.0%

Data Source: U.S. Census Bureau, American Community Survey 5-Year Data (2015-2019), Table B25056. (ABAG Housing Element Data Package 2021).

## 5. Housing Affordability by Household Income

Housing affordability can be inferred by comparing the cost of renting or owning a home in the county with the maximum affordable housing costs to households at different income levels. Taken together, this information can generally show who can afford what size and type of housing and indicate the type of households most likely to experience overcrowding or a housing cost burden.

In evaluating affordability, the maximum affordable price refers to the maximum amount that a household in the upper range of their respective income category can reasonably pay based on state income limits for the county. Households in the lower end of each category can afford less in comparison. Table 6-25 shows the annual income for extremely low-, very low-, low-, and moderate-income households by household size and the maximum affordable housing payment based on the state and federal



standards of 30 percent of household income. Cost assumptions for utilities, taxes, and property insurance are also shown.

The income and housing cost figures in Table 6-25 determine the maximum affordable home price and rent. The affordable housing prices and rents can be compared to current market prices for single-family homes, condominiums, and apartments to determine what types of housing opportunities a household can afford.

**Extremely Low-Income Households:** Extremely low-income households earn 30.0 percent or less of the county median family income. Given housing costs in Contra Costa County, extremely low-income households cannot afford any homes or apartments at market rates. Affordable housing for such households is generally limited to housing offered by the Housing Authority of Contra Costa County and non-profit housing providers. The County Board of Supervisors adopted a policy requiring housing developed with County subsidy to target some units to be affordable to extremely low-income households. The County HOME and Community Development Block Grant (CDBG) subsidized projects generally have 10.0 percent of the units at this level. However, some extremely low-income households are people experiencing homelessness or at risk of experiencing homelessness. These households may be under-employed or living on social security income. The Housing Authority provides additional housing opportunities through public housing, housing choice vouchers, and HUD Shelter + Care. Mental Health Services Act (MHSA) funds a rental subsidy program.

**Very Low-Income Households:** Very low-income households earn 50.0 percent or less of the county median family income. Given the relatively high costs of single-family homes and condominiums in the county, the housing choice of very low-income households is generally limited to the rental housing market.

As shown in Table 6-23, average apartment rents in the county are \$1,691 for a one-bedroom unit, \$2,280 for a two-bedroom unit, and \$4,200 for a three-bedroom apartment (RealPage.com and Zillow.com, October 2021). Rents are higher in Central County than in East or West County. After deductions for utilities, a very low-income household can only afford to pay between \$1,250 and \$1,929 in rent per month, depending on the household size. In practical terms, this means that a one-person household cannot afford an average-priced one bedroom without overpaying. A very small number of one-bedroom units may be affordable to very low-income households in some areas of the county.

**Low-Income Households:** Low-income households earn 80.0 percent or less of the county's median family income. The maximum affordable home purchase price for a low-income household ranges from \$360,686 for one person to \$556,420 for a five-person family.

A low-income household can afford to pay between \$1,919 and \$2,960 in rent each month, depending on household size. A low-income person and small low-income family households can theoretically afford a one-bedroom condo in selected communities. A low-income single person can afford the rent of a one-bedroom apartment. A small low-income family household can theoretically buy a low-end one-bedroom single-family house in West or East County. Central County remains largely unaffordable to low-income households.

**Moderate-Income Households:** Moderate-income households earn 81.0 to 120.0 percent of the county's median family income. The maximum affordable home price for a moderate-income household ranges from \$563,704 for a one-person household to \$869,641 for a five-person family. With a maximum affordable rent payment of between \$2,999 and \$4,626 per month, moderate-income households can afford many of the units listed for rent.



**TABLE 6-25 HOUSING AFFORDABILITY MATRIX (2022)**

Income Group	Income Levels		Monthly Housing Costs		Maximum Affordable Price	
	Annual Income	Affordable Payment <sup>2</sup>	Utilities Own/Rent	Taxes & Insurance <sup>3</sup>	Ownership <sup>4</sup>	Rental <sup>5</sup>
<b>Extremely Low</b>						
One Person	\$30,000	\$750	\$150	\$1,998	\$133,935	\$600
Small Family <sup>1</sup>	\$38,600	\$965	\$225	\$2,342	\$	\$740
Large Family	\$46,300	\$1,158	\$300	\$2,649	\$188,743	\$858
<b>Very Low</b>						
One Person	\$50,000	\$1,250	\$150	\$2,797	\$234,974	\$1,100
Small Family	\$64,300	\$1,608	\$225	\$3,369	\$302,177	\$1,383
Large Family	\$77,150	\$1,929	\$300	\$3,882	\$362,566	\$1,629
<b>Low</b>						
One Person	\$76,750	\$1,919	\$150	\$3,866	\$360,686	\$1,769
Small Family	\$98,650	\$2,466	\$225	\$4,741	\$463,605	\$2,241
Large Family	\$118,400	\$2,960	\$300	\$5,530	\$556,420	\$2,660
<b>Moderate</b>						
One Person	\$119,950	\$2,999	\$150	\$5,591	\$563,704	\$2,849
Small Family	\$154,200	\$3,855	\$225	\$6,960	\$724,661	\$3,630
Large Family	\$185,050	\$4,626	\$300	\$8,192	\$869,641	\$4,326

Data Source: Comprehensive Housing Affordability Strategy (CHAS) ACS tabulation, 2013-2017 release; HCD 2022 Income Limits.

Notes:

1. Small Family = three persons; Large Family = five or more persons
2. Monthly affordable payment based on payments of no more than 30% of household income
3. Property taxes are based on the average rate for Contra Costa County of 0.85%, and insurance is based on Zillow Affordability Calculator assumptions.
4. Affordable home price is based on down payment of 20% of annual household income, annual interest of 5.375%, a 30-year mortgage, and monthly payment of 30% of gross household income.
5. "Maximum Affordable Price, Rental" assumes tenant pays utilities. For a rental that includes the cost of utilities, maximum affordable price is shown in the column, "Affordable Payment."

Maximum affordable home prices are for illustrative purposes only and are not to be used for determining specific program eligibility.

## 6. Overcrowded Households

To avoid extraordinary housing costs, many lower-income households rent smaller apartments or live with friends or relatives to economize on housing costs. For the purposes of this report, overcrowding is defined as households with more than one occupant per room. Overcrowding can be either moderate or severe. Moderate overcrowding is 1.01 to 1.5 persons per room, and severe overcrowding refers to more than 1.5 persons per room. Housing overcrowding is a regional issue due to the lack of housing production versus demand, though local housing market factors and local socioeconomic issues influence the rate of overcrowding.

Table 6-26 shows that 3.2 percent of unincorporated county households are considered moderately overcrowded, and 1.4 percent of households are considered severely overcrowded. These percentages are similar to the county as a whole, where 3.5 percent of households are considered moderately overcrowded, and 1.5 percent of households are severely overcrowded.

**TABLE 6-26 OVERCROWDING SEVERITY**

Geography	1.00 occupants per room or less	1.01 to 1.50 occupants per room	1.50 occupants per room or more	Total
Unincorporated Contra Costa	58,724	1,978	840	61,542
	95.4%	3.2%	1.4%	100.0%
Contra Costa County	374,726	13,950	6,093	394,769
	94.9%	3.5%	1.5%	100.0%
Bay Area	2,543,056	115,696	72,682	2,731,434
	93.1%	4.2%	2.7%	100.0%

Data Source: U.S. Department of Housing and Urban Development (HUD), Comprehensive Housing Affordability Strategy (CHAS) ACS tabulation, 2013-2017 release

## D. SPECIAL HOUSING NEEDS ANALYSIS

Certain groups have greater difficulty in finding decent, affordable housing due to their special needs or circumstances. Special circumstances may be related to one’s employment and income, family characteristics, disability, and household characteristics, among others. As a result, certain segments of residents in Contra Costa County may experience a higher prevalence of lower incomes, housing cost burden, overcrowding, or other housing problems.

“Special needs” groups include the following: senior households, mentally (including developmentally disabled) and physically disabled persons, large households, single-parent households (female-headed households with children in particular), unhoused persons, and agricultural workers. This section provides a detailed discussion of the housing needs facing each particular group and programs and services available to address their housing needs.

Determining the housing issues of special-needs groups is easier than defining the magnitude. The US Census Bureau’s ACS 5-year estimates (2014-2018 ) is the most current data available and the primary source used to estimate the size of a particular group. Recent information from service providers and government agencies is used to supplement the ACS data. Table 6-27 summarizes the special-needs groups residing in unincorporated areas of the county.



**TABLE 6-27 SPECIAL-NEEDS GROUPS IN UNINCORPORATED CONTRA COSTA COUNTY**

Special-Needs Group	Persons	Households	Percentage of Unincorporated County
Seniors (65 years and older)	---	17,143	27.8%
Owners	---	14,687	33.7%
Renters	---	2,456	13.6%
Disabled	19,743	---	11.3%
Developmentally Disabled	1,430	---	0.8%
Single-Parent Households	---	9,773	15.8%
Large Households	---	7,781	12.6%
Owners	---	5,359	8.7%
Renters	---	2,422	3.9%
Agricultural Workers	1,310	---	0.7%
Unhoused Persons	2,277	---	N/A

Data Sources:

Seniors: U.S. Department of Housing and Urban Development (HUD), Comprehensive Housing Affordability Strategy (CHAS) ACS tabulation, 2013-2017 release

Disabled: Table S1810

Developmentally Disabled: U.S. Census Bureau, American Community Survey 5-Year Data (2015-2019), Table B18102, Table B18103, Table B18104, Table B18105, Table B18106, Table B18107.

Single Parent Households: Table B11001

Large Households: Table B25009

Agricultural Workers: U.S. Department of Agriculture, Census of Farmworkers (2002, 2007, 2012, 2017), Table 7: Hired Farm Labor

Unhoused Persons: ABAG and Contra Costa County Homeless Count have differing estimates. Unhoused number is for the entire County, and not just the unincorporated area. This may represent an undercount—please refer to discussion on the unhoused in Section 7 below.


(ABAG Housing Element Data Package 2021).

## 1. Senior Households

Senior households have special housing needs primarily due to three major concerns – physical disabilities/limitations, income, and health care costs. According to the CHAS data (2013-2017), 27.8 percent (17,143) of households in the unincorporated areas of Contra Costa County were headed by seniors, defined as persons 65 years and older. Some of the special needs of seniors are as follows:

- **Limited Income** - Many seniors have limited income available for health and other expenses. According to CHAS 2013-2017, because of their retired status, 30.0 percent of elderly households in unincorporated Contra Costa County are extremely (30 percent of AMI) or very low (30 to 50 percent of AMI).
- **Disabilities** - Of the senior population, 32.4 percent have a disability limitation. Because of physical and/or other limitations, senior homeowners may have difficulty carrying out regular home maintenance or repair activities.
- **Cost Burden** - Because of an increasing supply of affordable rental housing and low to no mortgage payments, 14.5 percent of senior households in the county experience housing cost burden.

Various programs can address the special needs of seniors, including, but not limited to, congregate care, supportive services, rental subsidies, and housing rehabilitation assistance. For the frail elderly, or those with disabilities, housing with architectural design features that accommodate disabilities can help ensure continued independent living. Elderly with mobility/self-care limitations also benefit from transportation alternatives. The Contra Costa County Advisory Council on Aging has adopted Best



Practice Development Guidelines for Multi-Family Senior Housing projects. These guidelines provide a framework to help guide the planning, design, and review of new senior housing developments in the county. The guidelines are an information tool for local community groups, architects, planners, and developers. Senior housing with supportive services can be provided for those who require assistance with daily living.

Social and supportive services are available in Contra Costa County through various agencies and organizations, including the County Area Agency on Aging and John Muir Senior Services Program. Multiple service providers offer an array of assistance, including Alzheimer's service programs, respite care, day programs, addiction services, financial assistance, and Meals on Wheels. The County Area Agency on Aging, in particular, offers information services for seniors on a variety of topics, including health, housing, nutrition, activities, help in home, employment, legal matters, transportation, financial or personal problems, paralegal advice, day activities for the disabled, and health screening.

## 2. Disabled Persons

Physical, mental, and/or developmental disabilities may prevent a person from working, restrict one's mobility, or make it difficult to care for oneself. Thus, disabled persons often have special housing needs related to potentially limited earning capacity, the lack of accessible and affordable housing, and higher health costs associated with a disability. Some residents suffer from disabilities that require living in a supportive or institutional setting.

The U.S. Census Bureau defines six types of disabilities: hearing, vision, cognitive, ambulatory, self-care, and independent living difficulties. According to the ACS, a total of 5,000 persons with disabilities resided in the unincorporated county areas, representing approximately 2.8 percent of the population. Countywide, persons with disabilities are more likely to live below the poverty line. The median wage for a disabled worker is \$31,327 versus \$48,691 for a non-disabled person.

Persons with developmental disabilities may have communication and learning disorders and may have a harder time learning basic life skills. A more in-depth analysis is provided in Section 3.

The living arrangement of disabled persons depends on the severity of the disability. Many live at home independently or with other family members. To maintain independent living, disabled persons may need assistance. This can include special housing design features for the disabled, income support for those who are unable to work, and in-home supportive services for persons with medical conditions among others. Services are typically provided by both public and private agencies.

Independent Living Resources (ILR), an area non-profit organization, is dedicated to helping people with any disability live everyday, independent lives. Services include accessibility services, assistive technology, information and referral, attendant referral, advocacy, housing assistance, and peer counseling services for persons with disabilities. ILR also offers advocacy services, which aim to maintain or increase access to services, benefits, and other social services. ILR advises clients regarding their rights under Section 504 of the federal Rehabilitation Act of 1972 for disabled individuals. ILR's housing referral services assist clients by maintaining a registry of accessible, adaptable, affordable apartments and houses, information on how to adapt



a living environment to a disabled individual's needs, and assistance obtaining a low-income housing subsidy.

However, there is a scarcity of appropriate housing for persons with disabilities. There is a need for more accessible, adaptable, and affordable housing. The County requires that all newly constructed housing using federal funds include 5 percent of the units to be accessible to the physically impaired and an additional 2 percent accessible to hearing and vision impaired. Federally funded rehabilitation projects must include accessibility improvements to the extent practicable. Due to the non-standard design and construction requirements, accessible units are more expensive to construct. In addition, the disabled tenants generally have incomes well below the extremely low-income limits. Therefore, they need extremely low rents or rent subsidies. The combination of higher construction costs and lower rent revenues require greater subsidies to provide these units. Housing choice is further limited because to mitigate the higher construction costs and lower rents, developers typically want to provide only one-bedroom units. This makes it difficult for a disabled individual with a live-in caregiver, or a family unit, to find suitable housing.

ILR of Contra Costa County and Solano County assists disabled residents in getting past housing barriers such as accessibility issues, high costs, and discriminatory practices. ILR provides information and education to help disabled residents navigate homeownership and renting. Even with these efforts, there is still a shortage of housing affordable to those whose income is limited to state and federal assistance programs. The County's Neighborhood Preservation Program makes accessibility improvements to owner-occupied homes.


The County has provided HOME funds to several projects in the county for disabled populations. The most recent projects include Heritage Point (North Richmond), Aspen Court (Pacheco), and Rodeo Gateway (Rodeo). The County Health Services Department, in cooperation with the Department of Conservation and Development (DCD), uses MSHA funds to support permanent supportive housing.

Transportation service for persons with disabilities is available through the regional transportation agencies, including County Connection LINK, East Bay Paratransit Consortium, Tri-Delta Transit Dial-A-Ride, and WestCAT Dial-A-Ride. Under these programs, door-to-door and dial-a-ride paratransit services are offered to individuals with disabilities.

### 3. Developmental Disabilities

Senate Bill 812, which took effect in January 2011, amended the State housing element law to require an evaluation of the unique housing needs of persons with developmental disabilities. A "developmental disability" is defined as a disability that originates before an individual becomes 18 years old, continues or can be expected to continue indefinitely, and constitutes a substantial disability for that individual. Developmental disabilities include mental retardation, cerebral palsy, epilepsy, and autism. This term does not include solely physical disabilities. There are a significant number of persons with developmental disabilities who also require adaptations in their housing to address physical disabilities. Most developmentally disabled persons can live and work independently within a conventional housing environment. More severely disabled individuals may require a supervised group living environment. Historically, the most severely affected individuals lived in an institutional environment where on-site medical attention and physical





therapy were provided. Many adults living in institutional settings have recently transitioned to community-based housing and services. Because developmental disabilities exist before adulthood, the first housing issue for the developmentally disabled is the transition from living at home with a parent/guardian as a child to an appropriate level of independence as an adult. As of January 2019, The State Department of Developmental Services (DDS) provides community-based services to approximately 346,000 persons with developmental disabilities and their families through a statewide system of 21 regional centers, four developmental centers, and two community-based facilities. The Regional Center of the East Bay (RCEB) serves Alameda and Contra Costa Counties. RCEB works in partnership with many individuals and other agencies to plan and coordinate services and support for people with developmental disabilities. A community-based Board of Directors, which includes individuals with developmental disabilities, family members, and community leaders, provides guidance and leadership.

In addition, the Housing Consortium of the East Bay (HCEB) provides housing outreach and support services; develops affordable housing, partners with other nonprofit and for-profit companies to secure set-asides within larger rental communities, and owns and operates special-needs affordable housing. HCEB staff, in partnership with the Regional Center of the East Bay, provided housing need support for individuals with developmental disabilities in Contra Costa County. By age, the estimated unincorporated developmentally disabled individuals are as follows: from 0 to 18 years, 727 individuals, and over age 18, there are 703 individuals. This total of 1,430 represents less than one percent of the unincorporated population.

There are a number of housing types appropriate for people living with a development disability: licensed and unlicensed single-family homes, Housing Choice vouchers (Section 8), and affordable housing with rent

restrictions may all be appropriate options. Unless an individual is able to receive significant subsidies, homeownership is not a viable option in Contra Costa County. Considerations for housing siting and development include proximity to transit and services, and physical accessibility to the unit. The County will continue to support housing developments and opportunities such as these:

- Magnolia House in Lafayette for older adults – owned by Las Trampas, Inc.
- ABC Apartments in El Sobrante – owned by California Autism Foundation
- Arboleda Apartments in Walnut Creek – owned by Satellite Affordable Housing Associates

## 4. Single-Parent Households

Because of their relatively lower incomes and higher living expenses, single-parent households are more likely to have difficulty finding affordable, decent, and safe housing. These households often require special consideration and assistance as a result of their greater need for affordable housing, accessible day care/childcare, health care, and other supportive services necessary to balance the needs of their children with work responsibilities.

An estimated 9,773 single-parent families lived in the unincorporated areas of the county according to the 2015-2019 ACS, representing 15.8 percent of all households (Table 6-10). Countywide, there were a total of 67,436 single-parent families, comprising 12.2 percent of all households in the county. Single-mother families still represent the majority (71.5 percent) of all single-



parent families countywide, with an increasing number of single fathers struggling to balance work and childcare. Supportive services for single- and low-income mothers are available through various non-profit organizations in the county, including Brighter Beginnings, Contra Costa Crisis Center (211database.org), and others. In addition, the County's Health Services Department offers many programs through its Family, Maternal & Child Health, and Community Wellness sections.

Battered women with children comprise a sub-group of single-parent households that are especially in need. In Contra Costa County, the largest agency serving victims of domestic violence is STAND! For Families Free of Violence. STAND! provides 24 emergency beds to battered women and their children in Contra Costa. STAND! also provides a variety of services to victims of domestic violence, including a crisis line, legal advocacy, employment assistance, and a batterer's treatment program.

The County's Alliance to End Abuse is a public/private partnership designed to reduce domestic violence, family violence, sexual assault, elder abuse, and human trafficking in Contra Costa County. The Alliance's objectives are implemented through a comprehensive, coordinated, and community-wide approach that interrupts the progressive cycle of violence. The Alliance develops and delivers direct services through its partners and advances policy change.

## 5. Large Households

Large households are defined as those consisting of five or more members. These households comprise a special-need group because of the often limited supply of adequately sized, affordable housing units in a community. To save for other basic necessities, such as food, clothing, and medical care,

it is common for lower-income large households to reside in smaller units, which frequently results in overcrowding. An estimated 7,781 large households lived in the unincorporated area, 31.1 percent (2,422) of which were renter households.

The housing needs of large households are ideally met through larger units. According to the ACS 5-year estimates, the unincorporated areas in the county had 43,555 owner-occupied and 17,987 renter-occupied units. However, many of these units are single-family homes and are expensive; they are not likely to be occupied by lower-income renter households. Therefore, overcrowding is more prevalent among large renter households.

To address overcrowding, communities can provide incentives to facilitate the development of affordable apartments with three or more bedrooms to meet the needs of large households. Oftentimes, the shortage of large rental units can be alleviated through the provision of affordable ownership housing opportunities, such as condominiums coupled with homeownership assistance and self-help housing (through Habitat for Humanity and other similar organizations). Also, Section 8 rental assistance provided by the Housing Authority of Contra Costa County (HACCC) can enable large families to rent units they otherwise cannot afford.

The HACCC currently manages 1,168 public housing units for families in the county. With a total of 248 units for families, Bayo Vista in Rodeo is the largest public housing development in the unincorporated areas.

## 6. Agricultural Workers

In 2019, the total gross value of agricultural products and crops in Contra Costa County was \$106 million, a significant increase since 2012 when the gross value was estimated at \$90 million (in 2012 dollars). According to the 2017 Census of Agriculture, 602 farms were operating in Contra Costa County, the majority (73.2 percent) of which were less than 50 acres in size (see Table 6-28).

Agricultural workers are traditionally defined as persons whose primary incomes are earned through permanent or seasonal agricultural labor. Permanent farm laborers work in the fields, processing plants, or support activities generally year-round. When the workload increases during harvest periods, the labor force is supplemented by seasonal labor, often supplied by a labor contractor. For some crops, farms may employ migrant workers, defined as those whose travel distance to work prevents them from returning to their primary residence every evening. Determining the actual size of the agricultural labor force is problematic because the government agencies that track farm labor do not consistently define farmworkers (e.g., field laborers versus workers in processing plants), length of employment (e.g., permanent or seasonal), or place of work (e.g., the location of the business or field).

**TABLE 6-28 FARM LABOR IN CONTRA COSTA COUNTY**

Length of Employment	2002	2007	2012	2017
Permanent	730	578	509	450
Seasonal*	1,874	1,295	1,540	860
<b>Total</b>	<b>2,604</b>	<b>1,873</b>	<b>2,049</b>	<b>1,310</b>

Data Sources: U.S. Department of Agriculture, Census of Farmworkers (2002, 2007, 2012, 2017), Table 7: Hired Farm Labor.

\* Farm workers are considered seasonal if they work on a farm less than 150 days in a year, while farm workers who work on a farm more than 150 days are considered to be permanent workers for that farm.

(ABAG Housing Element Data Package 2021).

According to the 2017 Agricultural Census, 1,310 workers were employed on farms in Contra Costa County, which is less than the 2,049 workers employed on farms in Contra Costa County in 2012. Based on discussions with various agencies, the County understands that the majority of the farmworker population in the unincorporated areas consists of resident-households requiring permanent affordable housing rather than migratory workers with seasonal housing needs. Contra Costa County's agricultural land is predominately located in far east Contra Costa County.

Farmworkers are generally considered to have special housing needs because of their limited income and the seasonal nature of their employment. While no local survey is available that documents the specific housing needs of farm labor in Contra Costa County, the Bureau of Labor Statistics states the median hourly wage for agricultural workers in 2020 was \$13.98 per hour (\$28,900 per year).



Under the County's Zoning Code, farmworker housing is permitted in the agricultural zoning districts (A-2, A-3, A-4, A-20, A-40, and A-80). Action HE-A7.6 is included in the Housing Plan to address full compliance with the Employee Housing Act for households of six or fewer.

To meet the housing needs of farmworkers, the County has provided CDBG and/or HOME funding for various developments in East County that provide affordable homeownership and rental opportunities for extremely low- and very low-income households, including many farmworker families. The County recognizes the importance of providing affordable housing to the farmworker population.

## 7. Unhoused Persons

The County Health Services Department (HSD) develops plans and programs to assist people experiencing homelessness throughout Contra Costa County. In 2014, the County published an update to the "Ending Homelessness in Ten Years: A County-Wide Plan for the Communities of Contra Costa County" (Ten Year Plan). The 2014 "Forging Ahead Towards Preventing and Ending Homelessness" plan aims to provide permanent housing and prioritize prevention through coordinated assessments, performance standards, and communication.

The Contra Costa Council on Homelessness, appointed by the Board of Supervisors, provides advice and input on services, program operations, and program development efforts in Contra Costa County for unhoused people. The Council on Homelessness establishes the local process for applying, reviewing, and prioritizing project applications for funding in HUD Homeless Assistance Grant Competitions, including the Continuum of Care (CoC) Program and the Emergency Solutions Grant (ESG) Program. The Contra

Costa Council on Homelessness provides a forum for the CoC to communicate about implementing strategies to prevent and end homelessness.

In January 2020, the County Homeless program staff, coordinating with Contra Costa Interfaith Housing (CCICH), conducted a count of people and families experiencing homelessness. This count identified 2,277 unhoused people throughout the county. Of those, 707 were sheltered, and 1,570 individuals were without shelter. Of the 2,277 unhoused, 217 were counted in unincorporated areas of the county. Due to the transient nature of unhoused people and the sometimes difficult to determine borders between the cities and county, it is difficult to precisely determine how many of the unhoused people are from, or sleeping in, the unincorporated county.

Additionally, based on 2021 data from Contra Costa County Health, Housing & Homeless Services about persons living in the unincorporated county accessing services through the CoC for calendar year 2020, patterns of service are shown. Out of the 7,102 households served, 27 lived in the unincorporated county.

Under the County's Zoning Code, emergency shelters and transitional housing designed to meet the needs of those experiencing homelessness or formerly unhoused people are permitted in all residential zones subject to a land use permit. In addition, these facilities are allowed in most commercial and industrial districts with a land use permit. Emergency shelters are permitted without a conditional (land) use permit or other discretionary action within the "C," General-Commercial Zoning District. See Table 6-29 for an inventory of facilities with available beds in the county.


**TABLE 6-29 CONTRA COSTA HOMELESS FACILITY INVENTORY**

Facility Name	Region	Target Population	Total Year-Round Beds
<b>Interim Housing (Emergency Shelters)</b>			
Bay Area Crisis Nursery	Concord	Young children, 0 to 5 years	20
Bay Area Rescue Mission	Richmond	Families with children	63
Calli House Youth Shelter	Richmond	Transition-age youth	15
Concord & Brookside Adult Interim Housing, including Special Needs, Veteran, and Respite	Concord and Richmond	Single men & women (152) veterans, and medically fragile (31 beds)	160
East County Shelter	Antioch	Single men & women	20
GRIP Emergency Shelter	Richmond	Families with children	75
Mountain View House	Martinez	Families with children	25
Rollie Mullen Center	Confidential	Domestic Violence	24
Winter Nights Shelter	Various	Mixed	0
<b>Transitional Housing</b>			
Bissell Cottages	Richmond	Transition Aged Youth	8
Contra Costa Trans Housing	N/A	N/A	73
Discovery House	Martinez	Substance Abuse Recovery	40
Maple House	N/A	Single Women	4
MOVE	Confidential	Domestic Violence	22
Pittsburg Family Center	Pittsburg	Families with children	20
Project Independence	Richmond	Transition Aged Youth	25
REACH Plus	Scattered Site	Mixed	86
Shepherd's Gate	Brentwood	Women with Children	25
Transitional Housing	Richmond	Mixed	19
Veteran Transitional Housing	N/A	Veterans	12



Facility Name	Region	Target Population	Total Year-Round Beds
<b>Permanent Housing</b>			
ACCESS	Scattered Site	Single men and women	88
Garden Parks Apartments	Pleasant Hill	HIV/AIDs, Small families	29
Giant Road Apartments	San Pablo	Single men and women	86
Hope Solutions	Richmond	Single men and women	152
HUD VASH	Scattered Site	Veterans	180
Idaho Apartments	Richmond	Single men and women	4
Lakeside Apartments	Concord	Single men and women	122
Mary McGovern House	Concord	Single men and women	13
Permanent Connections	Scattered Site	Single men and women	24
Project Coming Home	Scattered Site	Single men and women	42
Shelter Plus Care	Scattered Site	Mixed	413
Transitional Housing Partnership	Scattered Site	Mixed	34
Transitional Living Apartments	West Contra Costa County	Homeless Youth	13
Villa Vasconcellos	Walnut Creek	Senior men and women	70
West Richmond Apartments	Richmond	Single men and women	4

Data Source: Contra Costa County Homeless Program, 2014; updated 2021



As a means to help meet the special needs of the unhoused, the Contra Costa Crisis Center operates a 24-hour hotline (211 Contra Costa) that connects unhoused individuals and families to resources available in the county, including housing, job training, substance abuse treatment, mental health counseling, emergency food, healthcare, and other services.

HSD provides emergency and transitional shelter and supportive services designed to enable unhoused persons to achieve greater economic independence and a stable living environment. HSD coordinates the activities of and provides staff support to CCICH, which consists of representatives from local jurisdictions, homeless service providers, advocacy and volunteer groups, the business and faith communities, residents at large, and previously or currently unhoused persons.

## E. LOSS OF ASSISTED HOUSING

Affordability covenants and deed restrictions are typically used to maintain the affordability of publicly assisted housing, ensuring that these units are available to lower- and moderate-income households in the long term. Periodically, the county faces the risk of losing some of its affordable units due to expiration of covenants and deed restrictions. As the tight housing market continues to put upward pressure on market rents, property owners are more inclined to discontinue public subsidies and convert the assisted units to market-rate housing.

El Sobrante Silvercrest is a 179-unit senior complex in El Sobrante, and Park Regency is an 892-unit family complex in unincorporated Walnut Creek. They are at risk of converting to market rate within ten years of the beginning of the Housing Element planning period, or 2033. El Sobrante Silvercrest receives HUD funding to allocate 134 units for lower-income families. The

Park Regency development allocates 49 affordable units for lower-income seniors in exchange for assistance through the County tax-exempt bond program. The affordability restriction on El Sobrante Silvercrest is set to expire in 2032 and for Park Regency in 2022. The analysis below provides the options for preserving and/or replacing the affordable units in the two complexes. Table 6-30 lists all assisted projects with terms with expiration dates for the government subsidies in the unincorporated County.

**Preservation and Replacement Options:** To maintain the existing affordable housing stock, the County must either preserve the existing assisted units or replenish the affordable housing inventory with new units. Depending on the circumstances of at-risk projects, different options may be used to preserve or replace the units. Preservation options typically include: (1) transfer of project to non-profit ownership; (2) providing rental assistance to tenants using non-federal funding sources; (3) issuing tax-exempt bonds for refinancing; and (4) facilitating the purchase of affordability covenants. With regard to replacement, the most direct option is the development of new assisted multi-family housing units. These options are described herein, specifically in relation to the preservation/replacement of at-risk units in El Sobrante Silvercrest and Park Regency.

1. ***Transfer of Ownership:*** Transferring ownership of an at-risk project to a non-profit housing provider is generally one of the least costly ways to ensure that the at-risk units remain affordable for the long term. By transferring property ownership to a non-profit organization, low-income restrictions can be secured for 55 years, and the project would become potentially eligible for a greater range of governmental assistance. There are a number of non-profit housing providers in Contra Costa that would be suitable candidates to receive the transfer ownership of the affordable units in El Sobrante Silvercrest and Park



Regency. Examples of qualified entities are well-established non-profit housing providers active in Contra Costa County, including BRIDGE Housing Corporation (San Francisco), Resources for Community Development (Berkeley), Eden Housing, Inc. (Hayward), and Satellite Affordable Housing Associates (Berkeley), which could be suitable candidates for the transfer of ownership.

Two-bedroom multi-family units (condos) in Contra Costa County have been selling for an average of \$441,666 across areas of the county in 2021 (see Table 6-22). Assuming an average sales price, acquisition of 121 units would equate to \$80,825,000.

2. **Rental Assistance:** Rental subsidies using non-federal (state, local, or other) funding sources can be used to maintain affordability of the 183 at-risk units. These rent subsidies can be structured to mirror the federal Section 8 program. Under Section 8, HUD pays the difference between what tenants can pay (defined as 30 percent of household income) and what HUD estimates as the fair market rent on the unit.

The feasibility of this alternative is highly dependent on the availability of non-federal funding sources necessary to make rent subsidies available and the willingness of property owners to accept rental vouchers if they can be provided. Table 6-30 shows the rental subsidies required to preserve at-risk units. The calculations assume that extremely low-income households would be the likeliest recipients of rental subsidies. They also are based on the fact that El Sobrante Silvercrest has studio and one-bedroom units, and Park Regency has units ranging from studios to two bedrooms. The distribution of unit sizes within each project is an estimate. The total cost for rental subsidies would range

from \$339 to \$733 per unit per month, which equates to \$1,079,004 annually.

**TABLE 6-30 POTENTIAL RENT SUBSIDIES**

Per Unit Affordable Rent	Studio <sup>1</sup>	1 Bedroom <sup>2</sup>	2 Bedroom <sup>3</sup>
Very Low Income (50% AMI) (A)	\$1,199	\$1,370	\$1,541
Per-Unit Fair-Market Rent (B)	\$1,538	\$1,854	\$2,274
Monthly Per-Unit Subsidy (C=B-A)	\$339	\$484	\$733
Annual Subsidy/Unit (C*12)	\$4,068	\$5,808	\$8,796
<b>Total "At Risk" Units</b>	<b>68</b>	<b>70</b>	<b>45</b>
<b>Total Annual Subsidy</b>	<b>\$276,624</b>	<b>\$406,560</b>	<b>\$395,820</b>

Source Data: HCD 2022 Income Limits; HUD 2022 Fair Market Rents for Contra Costa County

1. Assumes 1-person household paying 30 percent of household income on rent and utilities.
  2. Assumes 2-person household paying 30 percent of household income on rent and utilities.
  3. Assumes 3-person household paying 30 percent of household income on rent and utilities.
3. **Tax-Exempt Bond Refinancing:** An effective way to preserve the affordability of the 49 low-income restricted units in El Sobrante Silvercrest under the bond program is to refinance the remaining mortgage on the project. When refinanced, the project would be required by the 1986 Tax Reform Act to commit its 20-percent low-income units for the greater of 15 years or as long as the mortgages are outstanding. The costs to refinance the project would include the difference in interest rates on the remaining debt between the previous and renegotiated loan packages, an issuance cost to be paid up front by the County, and administrative costs. To provide the property owner with an incentive to refinance, the County may be able to refinance the project with a new tax-exempt bond issue at an interest rate lower than





the rate on the initial bond. Other assistance, such as rehabilitation loans or grants, may also be available.

4. ***Purchase of Affordability Covenants:*** Another option to preserve the affordability of the at-risk project is to provide an incentive package to the owner to maintain the project as affordable housing. Incentives could include writing down the interest rate on the remaining loan balance, and/or supplementing with a Section 8 subsidy received to market levels. By providing lump sum financial incentives or ongoing subsidies in rents or reduced mortgage interest rates to the owner, the County can ensure that some or all of the units remain affordable.
5. ***Construction of Replacement Units:*** The construction of new low-income housing units is a means of replacing the at-risk units should they be converted to market-rate units. The cost of developing housing depends on various factors, including density, size of the units (i.e., number of bedrooms), location, land costs, and type of construction. The average construction cost for a residential rental unit is approximately \$427,000 (including land costs), based on assessments from recent multi-family developments in the county. Based on this estimate, it would cost approximately \$78 million to develop 49 new assisted units should El Sobrante Silvercrest convert to market rate.

**Cost Comparisons:** The transfer of ownership of El Sobrante Silvercrest or Park Regency to non-profit housing providers is a means of preserving the at-risk units. However, the high costs of acquiring the properties (approximately \$78 million) may prevent such transfers. While there is not currently a need for rental subsidies required to preserve the 183 assisted units, the long-term affordability of the units cannot be ensured. Other financial incentives may also be necessary to convince property owners to

maintain the affordable units. However, the option of constructing 183 replacement units is as costly and potentially constrained by various factors, including growing scarcity of multi-family residential land, rising land costs, and community opposition.

The County should continue to monitor the rents at El Sobrante Silvercrest and Park Regency and implement Action HE-A2.2 in the Housing Plan in compliance with state law and be prepared to work with the El Sobrante Silvercrest owners to refinance the project with a new tax-exempt bond issued at a lower interest rate in exchange for extended affordability terms if market rents increase above the affordable rents. This is likely the best option to preserve the at-risk units in El Sobrante Silvercrest. The County has past experience with this approach and considers it to be an effective means to preserve affordable housing units. Per requirements of Action HE-A2.2, the County will also work with the owners of Park Regency and pursue all options to maintain affordability of the units at Park Regency.



**TABLE 6-31 INVENTORY OF ASSISTED RENTAL HOUSING**

Project Name	Total Units	Assisted Units	Household Type	Funding Source(s)	Expiration of Affordability
(ABC) A Better Chance Apartments 462 Corte Arango, El Sobrante	14	4	Disabled	HCD, HUD Section 811; HOPWA	2062
Aspen Court Apartments 121 Aspen Drive, Pacheco	12	5	Disabled with HIV/AIDS	HUD Sections 8 and 811; HOPWA; HOME	2065
Avalon Bay Apartments Contra Costa Centre 101 Harvey Drive, Walnut Creek	447	111	Family	Tax-exempt bonds	2065
Bay Point Family Apartments 2471 Willow Pass Road, Bay Point	193	191	Family	LIHTC	2073
Bella Monte Apartments 2420 Willow Pass, Bay Point	52	51	Family	LIHTC, HCD, tax-exempt bonds, HOPWA, HOME; CDBG	2060
Crockett Senior Housing/Carquinez Vista Manor 1212 Wanda Street, Crockett	37	35	Senior	HUD Section 202; CDBG; HOME	2056
Coggins Square Apartments Contra Costa Centre 1316 Las Juntas Way, Walnut Creek	87	86	Family	HOME; bonds; LIHTC, HUD	2077
Community Heritage Senior Apts. 1555 3rd St., North Richmond	52	52	Senior	HUD Section 202	2060
Creekside Terrace 5038 San Pablo Dam Road El Sobrante	57	56	Family	HUD Sections 8, 236, & 241	2044
De Anza Gardens 205 Pueblo Avenue, Bay Point	179	81	Family	LIHTC	2058
El Sobrante Silvercrest 4630 Appian Way, El Sobrante	50	49	Senior	HUD Sections 8 & 202	2032
Elaine Null Court 112 Alves Lane, Bay Point	14	14	Disabled	Bonds; HOME; LIHTC	2074



Project Name	Total Units	Assisted Units	Household Type	Funding Source(s)	Expiration of Affordability
Heritage Point 1500 Fred Jackson Way, North Richmond	42	41	Family	LIHTC; CDBG; bonds	2074
Hidden Cove Apartments 2901 Mary Anne Lane, Bay Point	88	87	Family	LIHTC; bonds	2074
Hilltop Commons 15690 Crestwood Dr., San Pablo	322	169	Family	LIHTC; bonds	2074
Meadow Wood at Alamo Creek 3000 Damani Ct., Danville	120	118	Senior	DVAHP	2043
Mission Bay (Willow Pass) Apts. 1056 Weldon Lane, Bay Point	120	119	Family	LIHTC	2053
Montevista Senior Apartments 13728 San Pablo Avenue, San Pablo	82	67	Senior	LIHTC	2070
Park Regency 3128 Oak Road, Walnut Creek	892	134	Family	bonds	2033
Rodeo Senior Apartments 710 Willow Avenue, Rodeo	50	49	Seniors	HUD, Section 202; HOME	2062
Villas at Monterosso 1000 Casablanca Terrace, Danville	96	96	Family	bonds	2037
Willowbrook Apartments 110 Bailey Road, Bay Point	72	71	Disabled/ Senior (62+)	LIHTC, HUD Sections 8 & 221	2071
<b>Totals</b>	<b>3,078</b>	<b>1,686</b>			

Sources: California Housing Partnership Preservation Database, 2021; Contra Costa County, 2021.

HOME: Home Investment Partnership Act funds

HOPWA: Housing Opportunities for Persons with AIDS

LIHTC: Low-Income Housing Tax Credit

CDBG: Community Development Block Grant

DVAHP: Dougherty Valley Affordable Housing Program

Domestic Violence Assistance Housing Program



## F. FUTURE HOUSING NEED

Future housing need refers to the share of the region’s housing growth that has been allocated to a community. In brief, ABAG calculates future housing need based on projected household growth, plus a certain amount of units needed to account for normal and appropriate level of vacancies and the replacement of units lost to conversion or demolition.

In December 2021, ABAG adopted its final regional housing needs allocation (RHNA) based on both existing need and projected need for housing. ABAG published the Regional Housing Needs Plan San Francisco Bay Area, which explains in detail the process to allocate the Bay Area regional housing needs. This document provides detailed information on the RHNA process.

Table 6-32 provides a breakdown of the County’s share of future regional housing needs by four income categories: very low, low, moderate, and above moderate. As indicated, the share of regional housing needs allocated to the unincorporated areas is 7,610 new units over the 2023-2031 RHNA period. Through this Housing Element, the County must demonstrate the availability of adequate sites to accommodate these projected new units.

In January 2007, Assembly Bill (AB) 2634 took effect, which requires Housing Elements to include an analysis of extremely low-income needs and address those needs in proposed programs. According to California Government Code Section 65583(a)(1), Contra Costa County may “presume that 50 percent of the very low-income households qualify as extremely low-income households.” Based on this assumption, 1,036 units should be planned for for extremely low-income households and 1,036 units for very low-income households.

**TABLE 6-32 REGIONAL HOUSING NEED ASSESSMENT**

Geography	Very Low Income (<50% of AMI)	Low Income (50%-80% of AMI)	Moderate Income (80%-120% of AMI)	Above Moderate Income (>120% of AMI)	Total
Unincorporated Contra Costa	2,072	1,194	1,211	3,133	<b>7,610</b>
Contra Costa County	13,346	7,685	7,807	20,205	<b>49,043</b>

The Final RHNA was adopted December 16, 2021.

Data Source: ABAG Housing Element Data Package 2021; and ABAG December 2021.

## G. ASSESSMENT OF FAIR HOUSING

Assembly Bill (AB) 686 requires that all housing elements due on or after January 1, 2021, must contain an Assessment of Fair Housing (AFH) consistent with the core elements of the analysis required by the federal Affirmatively Furthering Fair Housing (AFFH) Final Rule of July 16, 2015.

Under state law, affirmatively further fair housing means “taking meaningful actions, in addition to combatting discrimination, that overcome patterns of segregation and foster inclusive communities free from barriers that restrict access to opportunity based on protected characteristics.”

To comply with AB 686, the County has completed the following outreach and analysis.



## 1. Outreach

As discussed in the “Public Participation” section of the Housing Element in Chapter 1, Introduction, the County took diligent efforts to encourage public and stakeholder participation in the Housing Element update process. These efforts included two stakeholder focus group sessions held in October and November 2021, a Board of Supervisors study session in December 2021, and a virtual community meeting on February 9, 2022. The County is also part of the Contra Costa County Consortium that prepared an Analysis of Impediments to Fair Housing in 2019 that included extensive outreach as part of that effort.

Beginning in 2017, the County participated in stakeholder outreach meetings as part of the Analysis of Impediments community participation process. Meetings were held in September 2017 as well as January, February, March, May, and June 2018. The process included community-based organizations, housing developers, social services organizations, government agencies, legal service providers, and others. The primary concerns raised during these meetings included a lack of affordable housing and the challenges of accessing and securing housing. Stakeholders also identified community opposition as a key barrier to increasing affordable housing supply, thus furthering displacement of target populations. Strategies identified to address fair housing issues included improving coordination between and within governments to reduce barriers to affordable development and improve transit access.

The purpose of the stakeholder focus group meetings was to engage with service providers and developers to gather first-hand experience and knowledge regarding gaps in housing services and barriers to housing to develop policy and program solutions to assist in addressing gaps. The

County emailed each organization to invite them to attend the focus groups and provided a Zoom link upon receipt of an RSVP. Ten developers attended and participated in the developer focus group meeting held on October 18, 2021. Attendees discussed the challenges of constructing affordable housing given labor and material costs, state requirements, and land costs. Participants expressed that the most feasible way to create affordable homeownership opportunities is through acquiring and remodeling units, rather than building new units. Where new affordable units are wanted, developers emphasized a need for RHNA sites to be identified in high-scoring TCAC areas that are eligible for funding to facilitate securing TCAC funding for new projects.

Fourteen service providers attended the service provider focus group meeting on November 3, 2021. The primary fair housing issue that service providers identified is the gaps in housing services and systems that put certain populations at risk of homelessness. For example, young persons are too old for foster care services but are typically not eligible for Section 8 vouchers or other assistance programs, leaving them with few housing options. Additionally, aging in place has become more complex as seniors often have “flat” incomes and are in need of increasingly more supportive care. However, there is insufficient supportive housing to meet the need and affordable housing near services that would allow seniors to age in place. Stabilizing housing across age ranges and severity of need is vital to ensuring ongoing housing opportunities for all populations. The feedback from these meetings supports the findings of this Assessment of Fair Housing that many lower-income households have been pushed into lower-resource communities in the county or out of the county entirely. Several programs have been developed to address these issues based on stakeholder feedback and fair housing findings, as identified in Table 6-38.



On February 9, 2022, the County held a virtual workshop that included a breakout room discussion on fair housing. There were seven participants, including four residents from unincorporated Walnut Creek, unincorporated North Richmond, and other locations within the county. There were several commonly expressed key issues related to fair housing brought up by participants. Frequently mentioned were gaps in access to services that often result from the interrelationship of income, housing affordability, and access to resources and services. Participants emphasized that more affordable housing is typically in areas with low-resource accessibility, such as adjacent to industrial uses or vehicular transportation routes, and conversely areas with high-resource opportunities are associated with housing affordable to moderate- and above moderate-income residents. Several programs have been developed to address these issues based on breakout session feedback and fair housing findings, as identified in Table 6-38.


According to participant input, comparable to other communities in the ABAG area, this pattern of income-related housing segregation in Contra Costa County has historically been influenced by policies of exclusionary zoning and inequitable review processes associated with higher-density, affordable housing proposals, supported by a specific example of a denied project in the Canyon area. Further discussion related to the stigmatism of affordable and/or high-density housing proposals during the entitlement process suggested that affordable housing is viewed as substandard and therefore not acceptable in more resource-strong areas of the county. Combined with racial bias and compounded by persistent NIMBYism<sup>4</sup>, the

inequitable distribution of affordable housing and its potential for housing displacement was a shared sentiment of the breakout group participants. The example of an area in unincorporated Walnut Creek was given, where one side of the block near BART is low density and in an area designated as high resource by TCAC/HCD mapping, while the other side is high density and designated a low resource area. The consensus was that there is a need to make sure state and local policies actually “move the needle” on fair housing discrepancies, including linking density bonuses with long-term affordability and rezoning land for high density, which will be addressed by policies and programs as identified in Table 6-38.

The challenges of lower-income populations in securing housing in the county, particularly for renters, is a fair housing issue identified by participants in the breakout session, specifically considering the need for rental leniency on the rental application and screening process. Rental requirements to engage in 12-month leases, inflexibility by landlords about payment expectations, and the practice of approvals being subject to a stringent background check, especially in cases where applicants may not have an established financial record or have experienced a situation that negatively impacted their background check, often lead to housing displacement, as was the case for one of the participants. Housing quality problems and poor condition of rental properties, as well as potential ownership units affordable to lower-income households, were also mentioned, suggesting the need for stronger maintenance and rehabilitation efforts in the county.

---

<sup>4</sup> NIMBYism or “not in my backyard,” is characteristic of opposition to locating something within one’s own neighborhood.



Comparable to feedback from previous outreach efforts during the General Plan/Housing Element process, the necessity to identify ways to implement more widespread outreach efforts with the intent to connect underrepresented and low-income groups into the planning effort was reiterated in this breakout session dialogue.

The collection process for this qualitative data is described in greater detail in the Public Participation section of this Housing Element and the feedback informed this assessment of fair housing and associated programs identified in Table 6-38.

## 2. Fair Housing Issues

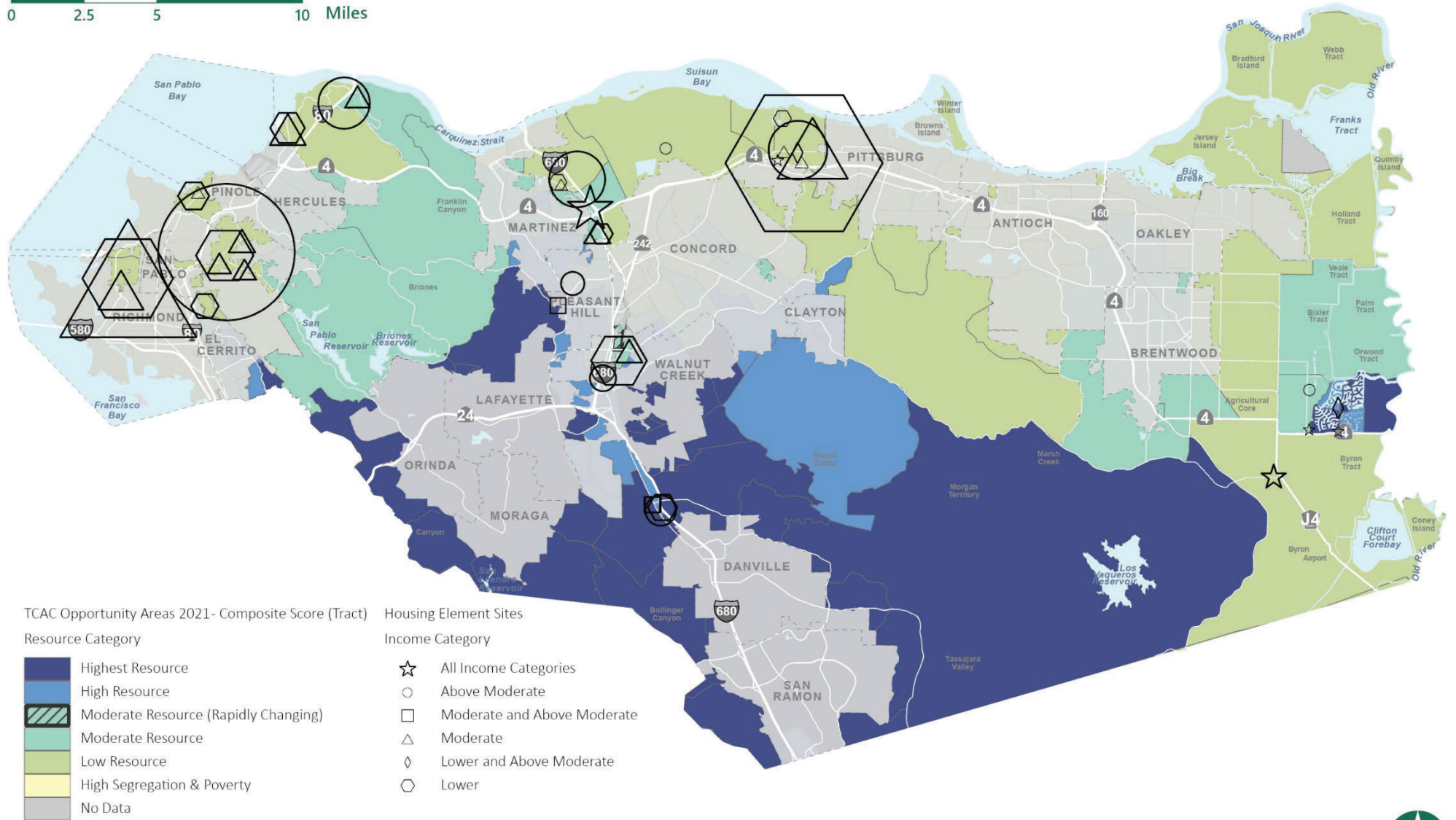
State Government Code Section 65583 (10)(A)(ii) requires the County to analyze areas of segregation, racially or ethnically concentrated areas of poverty, disparities in access to opportunity, and disproportionate housing needs, including displacement risk. According to the 2021 TCAC/HCD Opportunity Maps, there are no areas of high segregation in the unincorporated area of Contra Costa County (Figure 6-2). The Opportunity Map identifies the central and southern portions of the county as largely high and highest resource, western and northern portions as low resource, and areas of moderate resource scattered in the northwest and eastern areas. Discovery Bay is the only area with high and highest resource designation outside central Contra Costa County.





**FIGURE 6-2 TCAC RESOURCE AREA DESIGNATIONS, 2021**

0 2.5 5 10 Miles



Data Source: TCAC/HCD 2021





# Patterns of Integration and Segregation

## Income

As discussed earlier in the Housing Needs Assessment of this Housing Element, a lower-income, four-person household in Contra Costa County is any that earns less than \$109,600 annually (Table 6-11). As shown in Table 6-33, only six unincorporated areas have a median income in the moderate- or above moderate-income range. These areas largely correspond with the areas TCAC and HCD have designated as high and highest resource areas and have the greatest anticipated economic outcomes for residents, reflecting distribution of opportunity in more affluent areas. The communities with the highest median income are those in central Contra Costa County, including; Alhambra Valley/Reliez Valley/Briones; Alamo/CastleHills; and Diablo; the western community of Kensington; and the eastern community of Discovery Bay. As shown in Figure 6-3, these findings correspond with the areas with the lowest rates of poverty and highest median incomes.

In 2014, the highest rates of poverty were concentrated in the North Richmond vicinity and Bay Point. However, there was still a presence of extremely low-income households in the north central communities, including the vicinity of Alhambra Valley, Reliez Valley, Briones, and Contra Costa Centre (see Figure 6-4). However, in 2019, the concentration of poverty in the Bay Point area had decreased slightly, shifting east, while the percentage of the population below the poverty line in central Contra Costa County noticeably dropped (see Figure 6-3). During this time period, poverty continued to persist in the most western portion of the county, including North Richmond. As demonstrated in Table 6-33, however, lower-income

communities continue to be those along the San Francisco and Suisun Bay, where industrial uses are more prevalent, and there is greater density than in central communities.

**TABLE 6-33 MEDIAN INCOME BY UNINCORPORATED AREA**

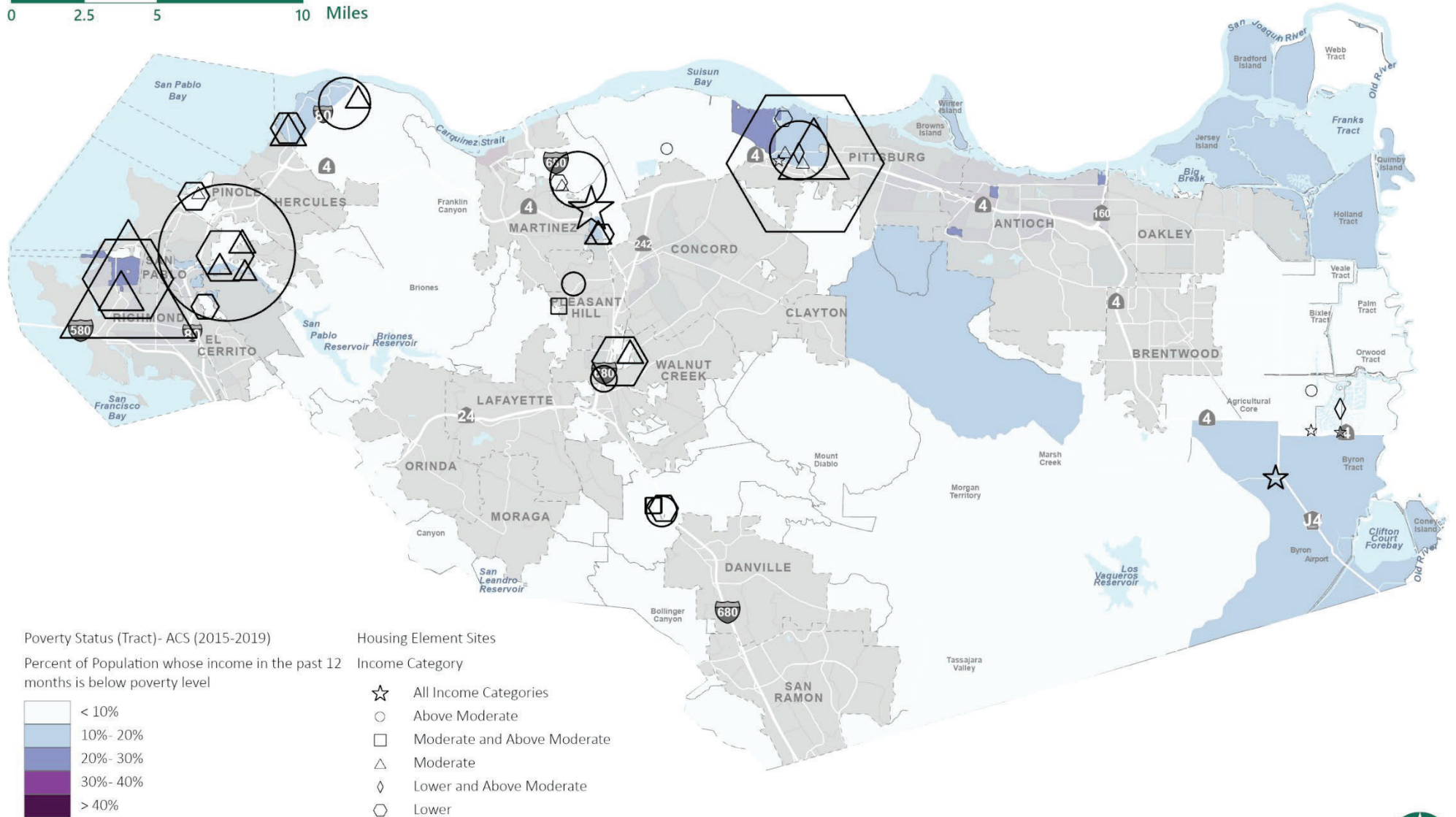
Geographic Area	Median Income	Income Category
Contra Costa County	\$88,456	Very Low
Alhambra Valley/Reliez Valley/Briones	\$160,395	Moderate
Alamo/Castle Hills	\$187,647	Above Moderate
Bay Point	\$50,752	Extremely Low
Bethel Island	\$66,029	Extremely Low
Byron	\$68,750	Extremely Low
Canyon	\$109,677	Moderate
Clyde	\$85,736	Very Low
Contra Costa Centre	\$96,375	Very Low
Crockett	\$73,638	Very Low
Diablo	\$164,052	Moderate
Discovery Bay	\$109,773	Low
East Richmond Heights	\$75,455	Very Low
El Sobrante	\$82,655	Very Low
Kensington	\$145,665	Moderate
Knightsen	\$90,165	Very Low
Montalvin Manor/Tara Hills/Bayview	\$74,666	Very Low
North Richmond	\$50,313	Extremely Low
Pacheco	\$75,700	Very Low
Port Costa	\$90,833	Very Low
Rodeo	\$70,217	Extremely Low

Data Source: 2013-2017 ACS, HCD State Income Limits, 2022  
 \*Income category designation for a 4-person household in Contra Costa County



**FIGURE 6-3 RATE OF POVERTY IN CONTRA COSTA COUNTY, 2019**

0 2.5 5 10 Miles

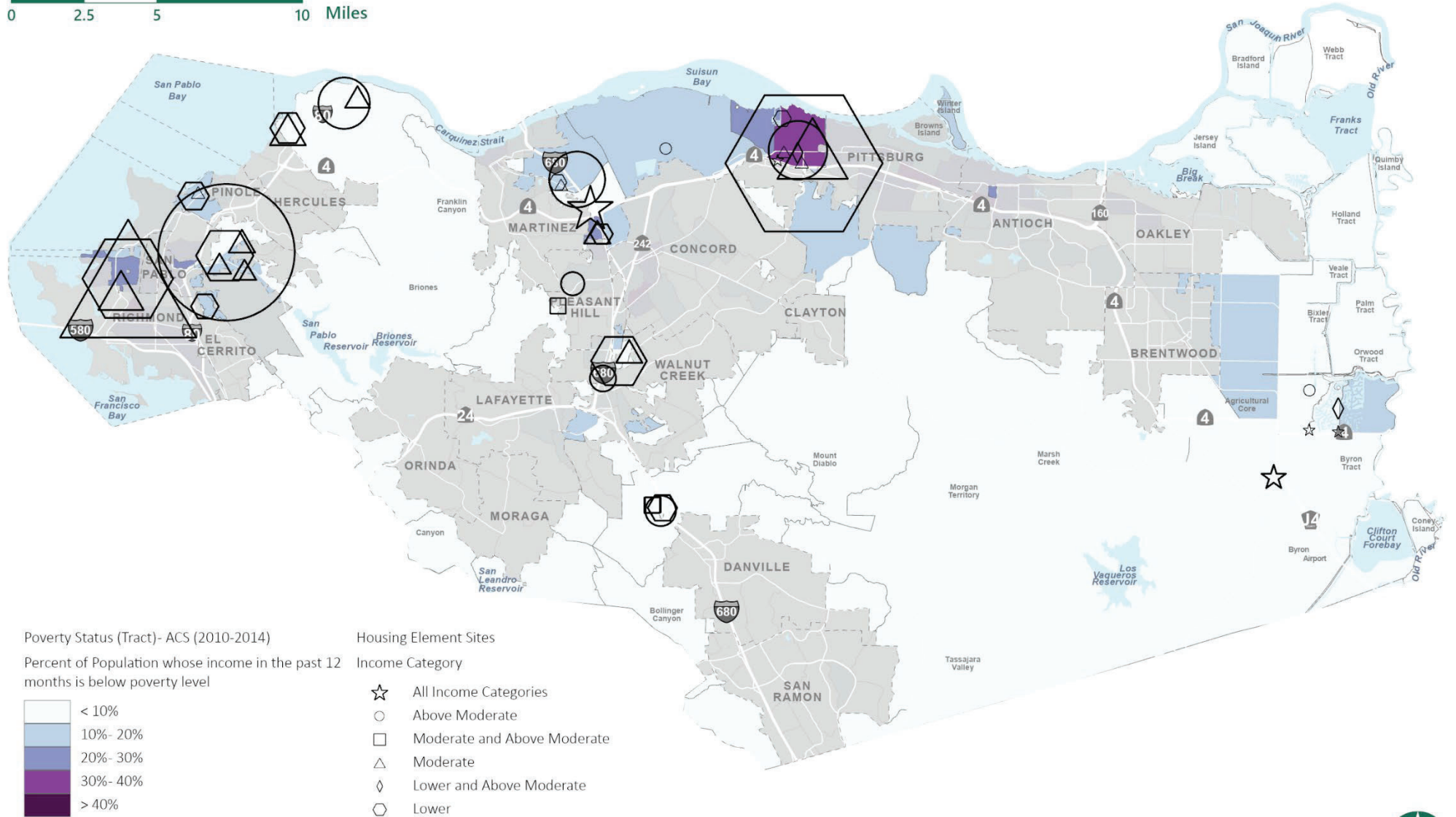


Data Source: 2015-2019 ACS



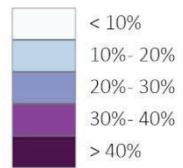
**FIGURE 6-4 RATE OF POVERTY IN CONTRA COSTA COUNTY, 2014**

0 2.5 5 10 Miles



Poverty Status (Tract)- ACS (2010-2014)

Percent of Population whose income in the past 12 months is below poverty level



Housing Element Sites

Income Category

- ☆ All Income Categories
- Above Moderate
- Moderate and Above Moderate
- △ Moderate
- ◇ Lower and Above Moderate
- ⬡ Lower

Data Source: 2010-2014 ACS



Those neighborhoods with moderate- and above-moderate median incomes correspond with those identified by the Urban Displacement Project as “stable/advanced exclusive,” meaning that they are affordable only to high or mixed high-income households and show signs of rapid increase in housing costs. Bay Point and eastern communities are considered to range from “low-income/susceptible to displacement” to “at risk of gentrification” or “at risk of becoming exclusive.” These indicate that, while lower-income households may have concentrated in coastal communities for more affordable housing costs, all communities are expected to become unaffordable without intervention.

In the Bay Area region, many areas with a concentration of poverty, low median incomes, and poor anticipated economic outcomes for residents have a history of redlining. The national practice of redlining in the 1930s made it difficult for residents within identified neighborhoods to get loans for homeownership or maintenance, resulting in cycles of disinvestment and preventing residents from building generational wealth. Redlined neighborhoods had concentrations of Black and African American residents and other minority populations. While racially restrictive covenants have been illegal for decades, the patterns of concentrated poverty that developed during this period, and a legacy of lost generational wealth, can still be seen throughout the Bay Area. While historic redlining maps are not available for Contra Costa County, the income patterns showing and public feedback received regarding concentrations of lower-income households in western and northern communities align with a history of industrial uses that reflects the patterns found in areas that do have formal redlining maps, such as Emeryville, Oakland, Berkeley, and San Francisco. In addition, outreach participants emphasized that NIMBYism has significantly impacted the type and distribution of affordable housing resources and resulting


concentrations of lower-income populations in the western portion of the county.

The distribution of wealth in Contra Costa County and the Bay Area has resulted in areas of exclusivity, presenting barriers to economic and housing mobility for lower-income households that would facilitate future integration. To address the obstacles to economic mobility for lower-income residents and proactively counter the anticipated gentrification in many lower-income communities, the County will implement Action HE-3.1 to provide financial assistance and other incentives for affordable rental and ownership opportunities, Action HE-A3.2 to support the development of affordable housing on County-owned land in Bay Point, North Richmond, and Rodeo, Action HE-A3.5 to encourage construction of accessory dwelling units (ADUs) as a potential affordable housing option in high resource and potentially exclusive areas such as the Alhambra Valley, Reliez Valley, Briones, Alamo, and Castle Hill areas, expand homeownership opportunities for lower-income households (Action HE-A5.1), and Action HE-A8.1 to target place-based revitalization through community-based programs rather than development in areas of concentrated poverty.

## **Race and Ethnicity**

As presented in the Housing Needs Assessment of this Housing Element, unincorporated Contra Costa County is an ethnically and racially mixed jurisdiction that has become increasingly diverse in the last two decades. Since 2000, the White population has decreased by approximately 17 percent, while the Hispanic or Latino population has increased by approximately 10 percent. However, while the unincorporated area is diverse, it is not necessarily integrated. Figure 6-5 shows how the predominant population varies notably across the county. In the





communities closer to the bay, diversity is higher, with a predominant population of Hispanic or Latino in Bay Point, North Richmond, Tara Hills, Montalvin Manor, and Rollingwood and predominantly Asian in the eastern portion of Rodeo, southwest of the cities of San Ramon and Danville, and between the cities of Pittsburg and Concord. In contrast, the center and eastern portions of the county, including the communities of Diablo, Discovery Bay, Reliez Valley/Briones, Alamo/Castle Hill, Saranap, San Miguel, Acalanes Ridge, La Casa Via, Shell Ridge, Mountain View, and Alhambra Valley are predominantly White. The patterns of concentrations of non-White populations in Contra Costa County reflect those found throughout the Bay Area, with minority populations predominantly in dense urban and historically industrial areas near the bay, with a larger presence of White persons in inland, suburban communities. The Contra Costa County *Analysis of Impediments to Fair Housing* (“County AI”) found that Contra Costa County is “slightly more heavily non-Hispanic White” compared to the greater San Francisco-Oakland-Hayward Metropolitan Statistical Area (“Region”), where many areas have slightly higher percentages of non-Hispanic Asian or Pacific Islanders.

While there are concentrations of minority populations throughout the unincorporated county, none qualify as racially and ethnically concentrated areas of poverty (R/ECAPs). A R/ECAP, as defined by HUD, is an area where 50 percent or more of the population identifies as non-White and 40 percent or more of individuals live below the poverty line. In the region, there are several R/ECAPs in incorporated jurisdictions, including one in the City of Concord, one in the City of Berkeley, and multiple in the City of Oakland. While no unincorporated areas meet this criterion or these criteria, North Richmond has a median household income of \$50,313, falling in the very low-income category, and is 65 percent Hispanic or Latino, and Bay Point is

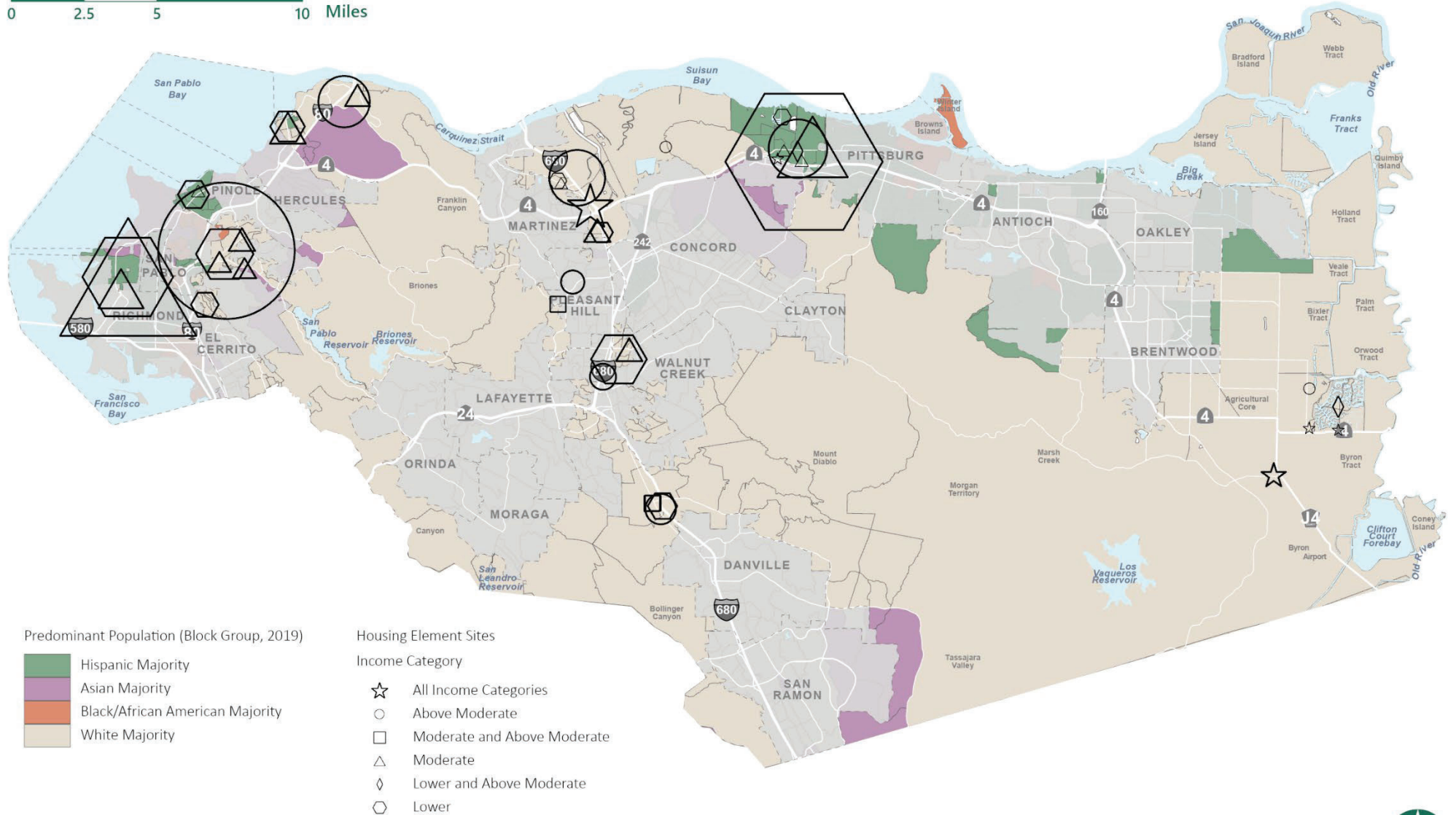
\$50,752, also in the very low-income category, and is 58 percent Hispanic or Latino. These communities, and others, have been identified by the County as disadvantaged communities under Senate Bill (SB) 1000. These include Bay Point, Crockett, Rodeo, North Richmond, Montara Bay, Vine Hill, and Mountain View. All of these communities have been identified based on a variety of indicators that may be present, such as ozone concentration, traffic density, cleanup sites, solid waste sites, impaired water bodies, limited English-speaking households, and more. While most of these indicators are not based on racial and ethnic concentrations, the areas in unincorporated Contra Costa County with concentrations of minority populations typically align with indicators that determine disadvantaged communities. The County has developed programs and policies to improve the conditions in these communities and, in turn, affirmatively further fair housing by promoting integration, housing choices, and place-based revitalization efforts (see Table 6-38 and other General Plan elements).

Unlike R/ECAPs, there are areas in unincorporated Contra Costa County that are possible racially concentrated areas of affluence (RCAA). A RCAA was defined in 2019 in the HUD’s Cityscape periodical by Goetz et al. in *Racially Concentrated Areas of Affluence: A Preliminary Investigation* as a census tract in which 80 percent or more of the population is White and has a median income greater than \$125,000 annually. By this definition, the community of Diablo and eastern portions of Discovery Bay are RCAAs. Additionally, many central areas of Contra Costa County are predominantly affluent and White, though do not meet the criteria of RCAAs.



**FIGURE 6-5 PREDOMINANT POPULATIONS**

0 2.5 5 10 Miles



Data Source: 2015-2019 ACS





## Familial Status

According to the County AI, there is a higher percentage of children in Contra Costa County than in the region as a whole. This corresponds with a higher representation of families with children and a lower percentage of seniors. While the percentage of children peaked in the early 2000s and has since declined, the dominance of families in Contra Costa County is reflected by a higher proportion of the housing stock consisting of multi-bedroom single-family detached homes than in the region overall. The rate of households who are married couples with children is higher in suburban communities such as Diablo, Discovery Bay, Blackhawk, and Alamo, among others. In more urban communities with higher housing densities, the rate of adults living alone or without a spouse (such as roommate situations) increases. Examples of communities with a more balanced rate of household types include District 1 and District 5 communities, including North Richmond, Tara Hills, and Bay Point. The concentration of female-headed households is highest in Rodeo and the portion of Crockett west of Interstate 80, where more than 40 percent of households are female, single-parent households. In this area, approximately 19 percent of households live below the poverty line. Despite the dominance of families with children in Contra Costa County, this area in Rodeo and Crockett indicates a possible concentration of female-headed households living below the poverty line and a greater need for affordable housing with multiple bedrooms for families. However, fair housing cases reported by HUD indicate that there is not an issue with discrimination based on familial status in this area of the county, supporting the finding these households may be concentrated here due to affordability or housing type. To encourage the construction of housing types geared toward families, the County has included Action HE-A4.1 to work with housing developers to provide housing for large households.

## Disability

As stated in the Housing Needs Assessment, nearly 20 percent of unincorporated County residents report having a disability. According to the County AI, ambulatory difficulties are the most common disability type for unincorporated county residents, followed by independent living difficulties, cognitive difficulties, hearing difficulties, self-care difficulties, and, least commonly, vision difficulties. Approximately 11 percent of the noninstitutionalized population in the unincorporated County have a disability, compared with nearly 10 percent of the region's population. The institutionalized population includes residents of nursing homes, prisons, jails, mental hospitals, and juvenile correctional facilities. This minor difference is reflected in the disability-specific comparison, with a slightly higher percentage of each individual disability in Contra Costa County than in the region. Persons with disabilities in Contra Costa County are more likely to earn a wage below the poverty line than non-disabled workers, indicating that a higher percentage of persons with disabilities may result in a higher rate of poverty, particularly for extremely low-income persons that need accessible housing options or supportive services.

While the percentage of the population with a disability varies slightly throughout the county, there are no significant concentrations of this population. In most populated County areas, disability rates range from less than 10 percent in Rodeo, Bay Point, and many central areas of the county to 17 percent in Crockett. The areas with the lowest poverty rates in the center of the county are mainly undeveloped and recreational, so they do not accurately represent patterns in the county. Given that the disability rate in populated areas has minimal variation, it is likely that persons with disabilities have similar accessible housing options throughout the county.



and therefore have housing options in all communities. Disability rates and patterns have not shifted notably since 2010.

While the disability rate is slightly higher in Contra Costa County than in the region, the patterns of concentration are similar between the two. More urban areas with a higher density of population, often along the bay and in downtown areas, have slightly higher rates of disability in both the Bay Area and the county. This may be due to a concentration of accessible housing, proximity to transit, and the availability of resources in these areas. Contra Costa County largely reflects disability patterns found throughout the region.

## Access to Opportunity

### Mobility

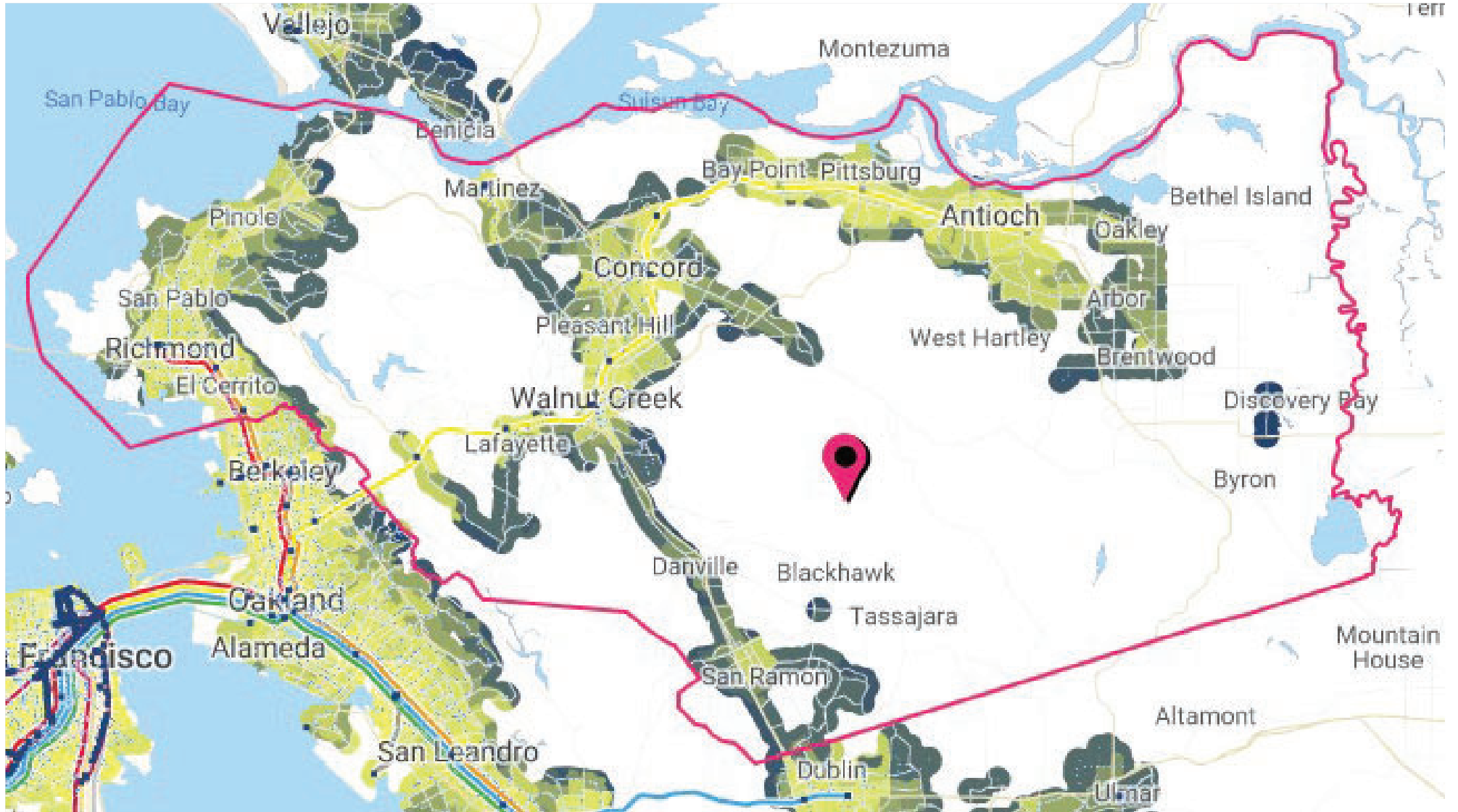
AllTransit is a transit and connectivity analytic tool developed by the Center for Neighborhood Technology to advance equitable communities and urban sustainability. The tool analyzes the transit frequency, routes, and access to determine an overall transit score at the city, county, and regional levels. Figure 6-6 depicts the areas in Contra Costa County where transit is available and shows areas with higher scores of connectivity, access to jobs, and frequency of service. Overall, Contra Costa County has a transit score of 5.0 compared to 7.1 in Alameda County, 3.9 in Solano County, and 6.8 in the San Francisco-Oakland-Hayward Metro Area. The slightly lower score in Contra Costa County than Alameda County and the urban MSA is likely due to the concentration of populations along the bay and in the center of the county. Limited to no transit services are available in the eastern areas, or connections running east-west. There are several public transportation options available to residents of Contra Costa County: County Connection, West-Cat, Tri-Delta Transit, Alameda-Contra Costa Transit District, and BART.

The County Connection is a fixed-route bus service that serves central County cities and communities from Martinez in the north to Pleasanton in the south. West-Cat serves Pinole, Hercules, Tara Hills, Rodeo, and Crockett, Tri-Delta Transit serves Bay Point to the west to Brentwood in the east. The Alameda-Contra Costa Transit District operates routes in the western county, with routes extending from Tara Hills in the north to Milpitas to the south, as well as with western connections to Palo Alto and San Francisco. BART is a regional light-rail system with several stops in Contra Costa County, connecting residents to destinations throughout the Bay Area. All three transportation options offer discounts for youth, seniors, and persons with disabilities.

As shown in Figure 6-6, the areas with the highest transit scores are in the western county, where Alameda-Contra Costa Transit District operates, and along BART corridors. As described in the analysis of patterns of integration and segregation, the highest concentrations of non-White and lower-income persons are in the western county, where there are several transit options. Therefore, it can be concluded that racial and ethnic groups and income classes have relatively equal access to transportation options. Given the higher transit scores in the west, it may be concluded that populations in the western area have better access to transit than residents of more affluent communities in the central county.



FIGURE 6-6 TRANSIT SCORES, CONTRA COSTA COUNTY



Overall transit score that looks at connectivity, access to jobs, and frequency of service.

- <1
- 1-2
- 2-4
- 4-5
- 5-6
- 6-7
- 7-9
- 9+

Data Source: Center for Neighborhood Technology, AllTransit.cnt.org, 2021



## Employment Opportunities

HUD developed two indices to analyze access to employment opportunities that were included in the County's AI. The jobs proximity index identifies census tracts based on their proximity to employment opportunities and the labor market engagement index scores labor force participation and human capital in each tract, with consideration of unemployment rates and educational attainment. For both indices, a higher score indicates stronger job proximity or labor force participation.

According to these indices, labor market engagement is highest in the central portion of the county, aligning with areas of affluence and concentrations of White, non-Hispanic populations. The lowest engagement scores are found in northwestern communities, including North Richmond, Rodeo, and Rollingwood.. These communities have higher concentrations of Hispanic and Black residents, revealing potentially disproportionate access to employment opportunities by race and ethnicity. In Contra Costa County, the highest labor force engagement rate among non-Hispanic Black residents is found in areas with the lowest concentration of residents that identify with this racial and ethnic group, while, in contrast, the lowest labor force engagement rate for this group is in areas with the highest concentration. This pattern is the opposite for Asians and Pacific Islanders.<sup>5</sup>, which have the highest labor force engagement rate in areas of the highest concentrations.

In support of the labor force engagement index findings, HUD's jobs proximity index indicates that the census tracts with the closest proximity to employment opportunities are in the central portion of the county (see Figure 6-7). HUD's jobs proximity index measures the accessibility of an area to all jobs within a statistical area, weighting large employment centers more heavily than individual jobs. The communities with the furthest proximity to jobs in the northwest and northeast portions of the county have higher concentrations of non-White residents than central portions of the County. While there are jobs available in these areas, there are few large employers given the density of population, which may require residents to commute to other areas of the county or into the greater Bay Area for employment. In contrast, large employers in suburban areas, such as the Kaiser Permanente Medical Center in Walnut Creek and Contra Costa County departments located throughout the central corridor of the county, offer a variety of jobs to residents in this area.

This pattern of close proximity of jobs to areas that are predominantly White can be found throughout the Bay Area, with the closest examples in the cities of Berkeley, San Francisco, Dublin, and Livermore. Minority populations throughout the region are often concentrated in areas with low labor market engagement and job proximity scores, with Asian and White residents having greater access to employment opportunities.

The Workforce Development Board of Contra Costa County offers a variety of services to help all job seekers, including youth aged 16-24, to identify job opportunities, improve resume and interviewing skills, and other job search

---

<sup>5</sup> Contra Costa County Consortium, 2019. *Analysis of Impediments to Fair Housing*. p. 107. <https://www.contracosta.ca.gov/DocumentCenter/View/59623/Final-BOS-Approved-AI-6-11-19>

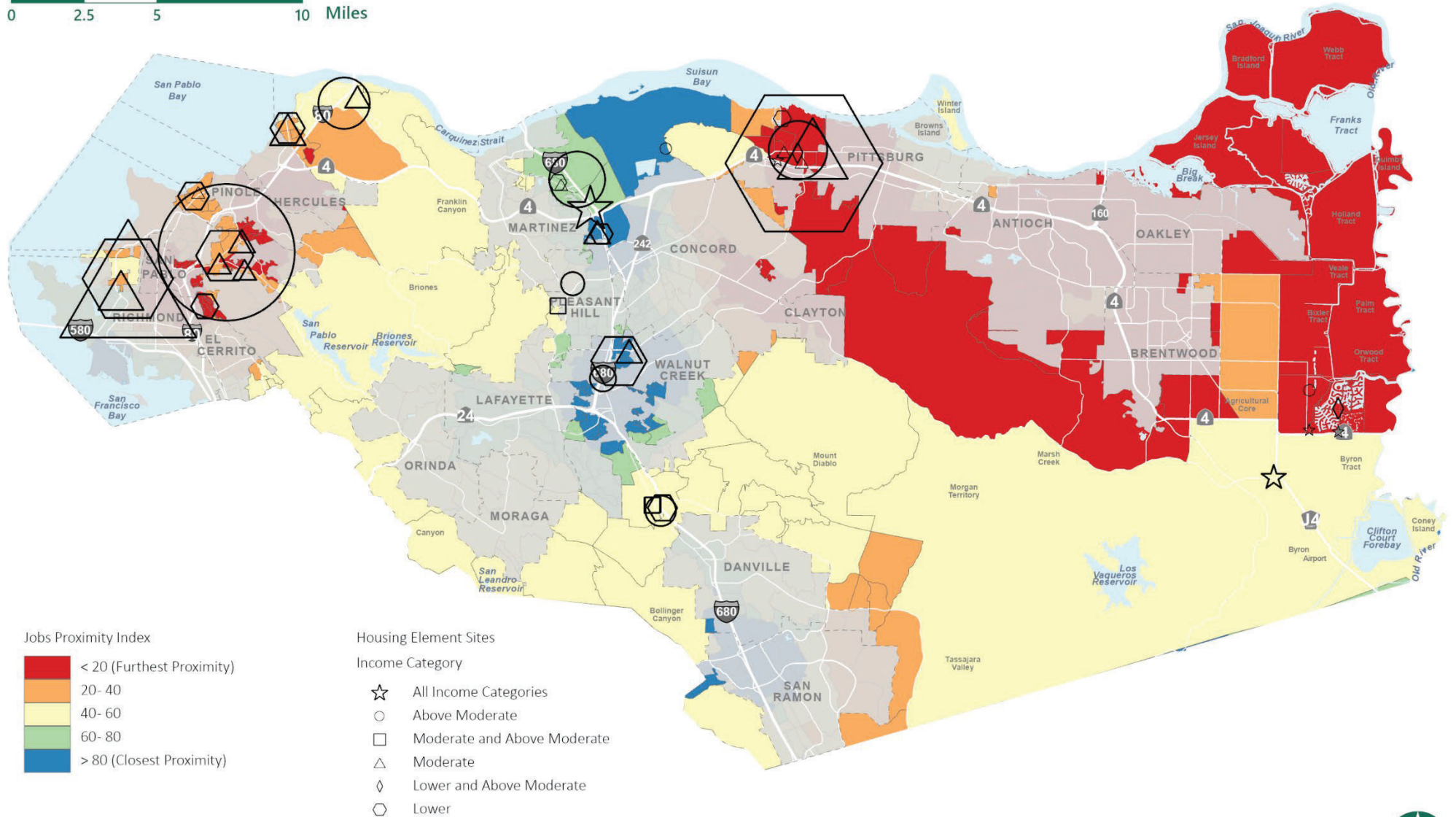


and training services. Contra Costa Employment and Human Services also encourages businesses to hire formerly incarcerated people, a group that is disproportionately unemployed and has difficulties securing housing. To further promote these programs and services and improve access to employment opportunities for lower-income and non-White residents, particularly in areas identified as having more limited access, the County has included Action HE-A8.1 to promote services provided by the Workforce Development Board and facilitate improved access to these services in communities of need.



**FIGURE 6-7 JOB PROXIMITY INDEX SCORES**

0 2.5 5 10 Miles



Data Source: HUD, 2014-2017





## Educational Opportunities

School quality is often tied with housing, with neighborhoods with higher median incomes and home values often having access to higher-performing schools than lower-income neighborhoods. Income distribution influences home values, property taxes, and therefore funding for public schools. As such, school districts with higher concentrations of affordable housing typically have lower test scores, creating a cyclical problem of not offering these students equal educational opportunities. Therefore, disparities in access to solid school opportunities indicate fair housing and equal access to opportunities. According to the AI's analysis of HUD's School Proficiency Index, areas in Contra Costa County with greater affluence have higher school proficiency. In turn, areas with lower median incomes (typically the coastal communities) have lower index scores. In eastern and northern communities, schools are generally lower performing than in central and southern areas of the county. The AI overlaid race and ethnicity with school proficiency and found that non-Hispanic Black and Hispanic residents are concentrated in neighborhoods with low school proficiency scores.<sup>6</sup> The discrepancy between the location of lower-income households in low resource areas and higher-income households in high resource areas, particularly concerning educational resources, even within the same block group, was identified and discussed in outreach sessions.

Each year, the California Department of Education (DOE) publishes performance metrics for each school in the state, including student assessment results for English Language Arts and Mathematics as they compare to the state on meeting grade-level standards. There are approximately 21 schools in unincorporated communities of Contra Costa County, including 15 elementary schools, three middle schools, one high school, one continuation high school, and one charter school. Performance scores were not available for Gateway Continuation High School; however, it is worth noting that continuation schools typically serve students who struggle with traditional school environments and present a valuable opportunity for students who may otherwise not complete high school.

Of the remaining 20 schools, in 2019, the DOE reported that all but three fall below statewide grade standards in either English Language Arts or Mathematics, or both. The only schools that scored at or above statewide grade standards include:

- John Swett High in Crockett scored 23.8 points above state standards in English Language Arts.
- Discovery Bay Elementary in Discovery Bay scored 31 points above state standards in English Language Arts and 26 points above state standards in Mathematics.
- Old River Elementary in Discovery Bay scored 2.2 points above state standards in English Language Arts.

---

<sup>6</sup> Contra Costa County Consortium, 2019. *Analysis of Impediments to Fair Housing*. p. 98-102. <https://www.contracosta.ca.gov/DocumentCenter/View/59623/Final-BOS-Approved-AI-6-11-19>



With the exception of John Swett High in Crockett, the anticipated educational outcome, according to TCAC/HCD opportunity maps, is lowest in western and northern communities, where there are greater concentrations of lower-income households and more limited access to resources. The highest educational outcomes are expected in Central Contra Costa County, where communities have higher median incomes (see Figure 6-8).

On average, nearly 14.0 percent of students at schools in unincorporated communities are chronically absent, according to DOE, meaning that they are missing 10 percent or more of the instructional days they were enrolled. The highest rates of chronic absenteeism typically correlate with those schools with the highest percentage of students that are considered socially disadvantaged or students that are eligible for free or reduced-price meals or have parents or guardians who did not receive a high school diploma. For example, Verde Elementary in North Richmond has a chronic absenteeism rate of approximately 22.0 percent, and 97.0 percent of students are considered socially disadvantaged. Performance metrics at Verde Elementary are also 87 points below state grade standards for English Language Arts and 112 points below the state grade standard for Mathematics. This correlation between high rates of socially disadvantaged students, chronic absenteeism, and poor performance scores can be found throughout the county and beyond. From this, it can be concluded that instability arising from poverty, housing, and food insecurity, among other factors, may affect school performance.

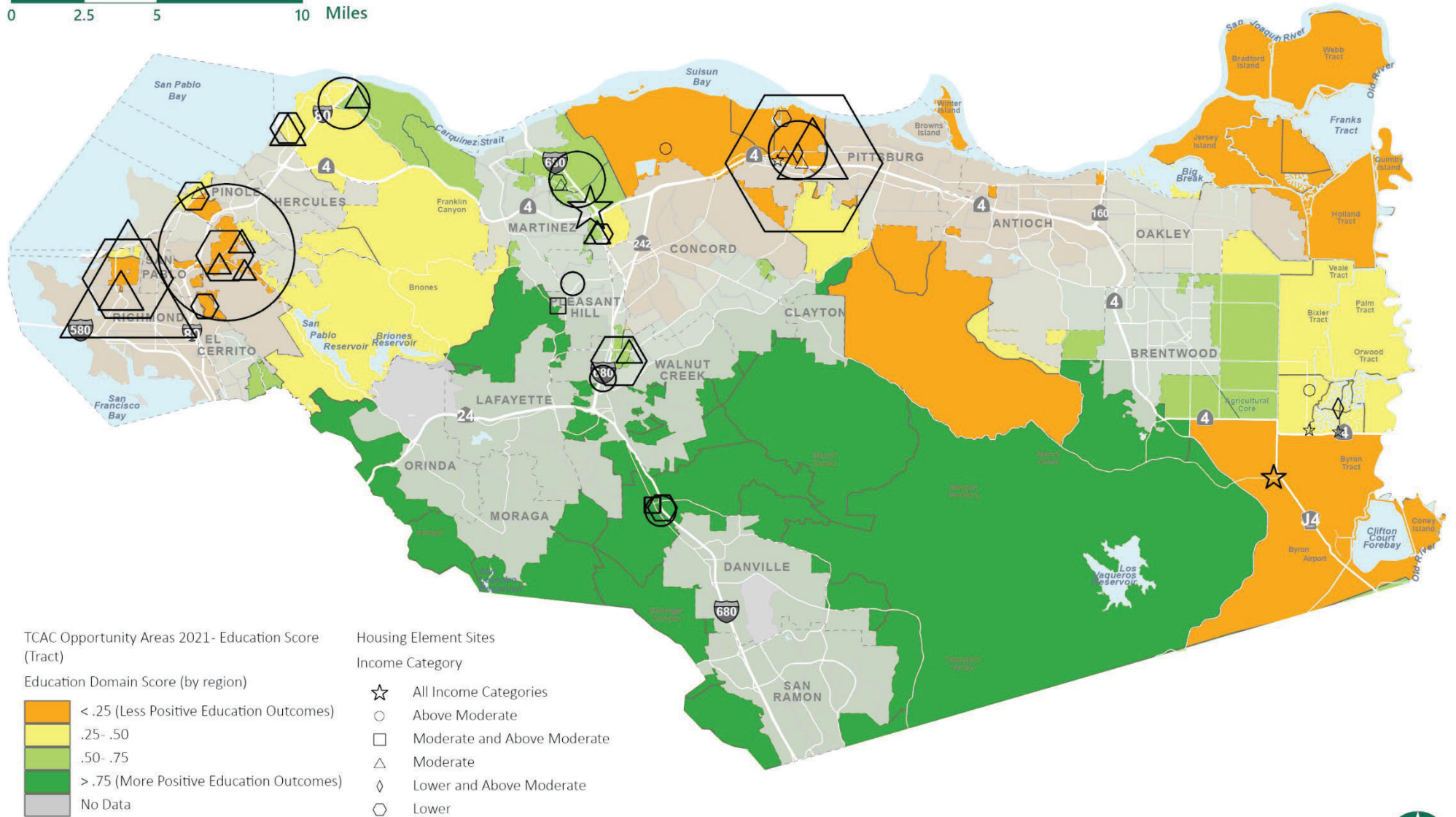
Addressing housing instability for families with children living in substandard housing or poverty, paired with encouraging integration of affordable housing in high opportunities, may improve educational opportunities for all students. The Housing Element includes a set of housing programs to increase housing opportunity for extremely low-income households,

including Action HE-A8.1 to expand Housing Choice Voucher usage throughout the county and encourage affordable housing in high resource areas.



**FIGURE 6-8 EXPECTED EDUCATIONAL OUTCOME SCORE**

0 2.5 5 10 Miles



Data Source: TCAC/HCD 2021



## Environmental Health

A disadvantaged community or environmental justice community (“EJ Community”) is identified by the California Environmental Protection Agency (“Cal EPA”) as “areas that is disproportionately affected by environmental pollution and other hazards that can lead to negative health effects, exposure, or environmental degradation,” and may or may not have a concentration of low-income households, high unemployment rates, low homeownership rates, overpayment for housing, or other indicators of disproportionate housing need. The Envision Contra Costa 2040 General Plan update referred to these communities as “Impacted Communities”. In February 2021, the California Office for Environmental Health Hazard Assessment (COEHHA) released the fourth version of CalEnviroScreen, a tool that uses environmental, health, and socioeconomic indicators to map and compare a community’s environmental scores. In the CalEnviroScreen tool, communities that have a cumulative score in the 75th percentile or above (25 percent highest score census tracts) are those that have been designated as disadvantaged communities under SB 535. The cumulative score for each census tract includes an exposure score, with a low score being a positive outcome, for each of the following:

- Ozone concentrations
- PM<sub>2.5</sub> concentrations
- Diesel particulate matter emissions
- Drinking water contaminants
- Children’s lead risk
- Use of certain high-hazard, high-volatility pesticides
- Toxic releases from facilities
- Traffic impacts

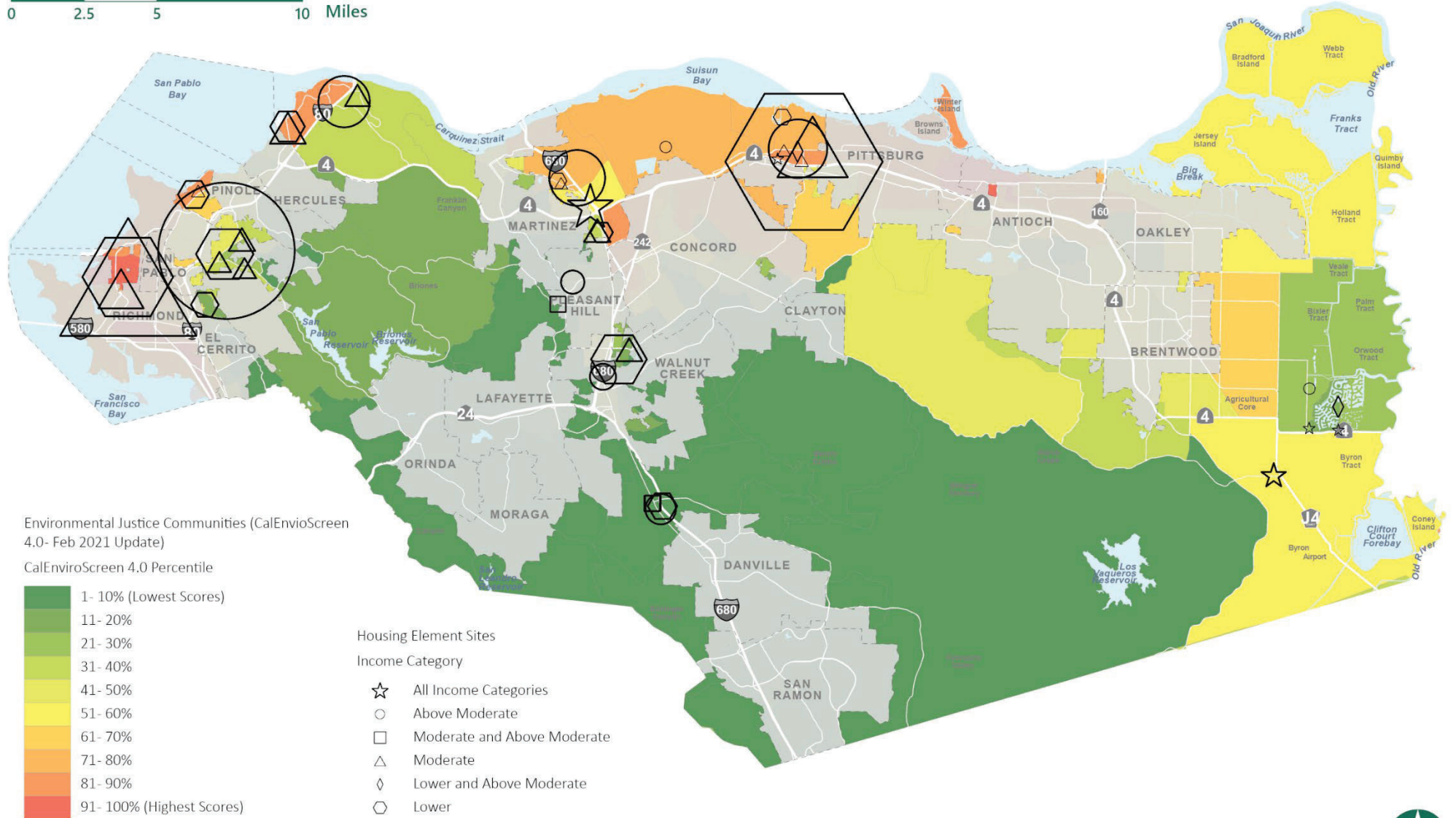
Communities that are identified as disadvantaged communities based on their cumulative pollution exposure score are targeted for investment through the State cap-and-trade program. However, the condition of these communities poses fair housing concerns due to disproportionate exposure to unhealthy living conditions. Under SB 535, the communities of Bay Point, Rodeo, Crockett, Montalvin Manor, and Bayview are considered disadvantaged due to exposure to environmental contaminants (see Figure 6-9).

In addition to this SB 535 designation, the County identified these communities, as well as Tara Hills, Vine Hill, and Mountain View, as disadvantaged under SB 1000. SB 1000 disadvantaged communities are scored on the same eight exposure risks as SB 535, in addition to considering historic discrimination, negligence, and political and economic disempowerment that often result in disproportionate burden of pollution and health impacts in these communities. Each of the disadvantaged communities has its roots in heavy industrial and manufacturing uses given their locations along railway tracks and near ports for shipment of raw materials and products and, later, their proximity to freeways. The combined impact of these factors has led to pollution and unhealthy environmental conditions for residents.



**FIGURE 6-9 ENVIRONMENTAL BURDEN**

0 2.5 5 10 Miles



Data Source: OEHHA, CalEPA 2021, CalEnviroScreen 4.0, 2021



With the exception of Vine Hill and Mountain View, all disadvantaged communities have a lower rate of non-Hispanic White residents than the county overall, significantly lower than those areas with high environmental scores in the central portion of the county (Figure 6-9). When compared to the region, the AI found that non-Hispanic Black and Hispanic residents have more limited access to environmental healthy neighborhoods than non-Hispanic White and non-Hispanic Asian residents. Throughout the Bay Area region, non-Hispanic Blacks more often are concentrated in neighborhoods with poor environmental conditions while non-Hispanic White residents have access to the strongest environmental conditions. This may be due to the concentration of historically industrial and disadvantaged communities near shipping ports, railway tracks, and freeways. Today, these communities remain the most affordable in the region due to poor environmental conditions, resulting in a persistent fair housing issue of concentrating lower-income and non-White households in areas of poor environmental quality.

## Disability Services

According to the California Department of Social Services (CDSS), in the unincorporated areas of Contra Costa County, there are licensed adult residential care facilities in El Sobrante, Rodeo, Bay Point, and Alamo, and assisted living facilities for the elderly in El Sobrante, Rodeo, Mountain View, Bay Point, and Alamo. In addition to these resources, there are facilities in incorporated jurisdictions that also serve nearby residents of unincorporated areas. The County supplements these facilities by offering In-Home Supportive Services (IHSS) to eligible seniors and persons with disabilities to assist with daily living activities and support individuals living independently in their own homes.

In addition to support services, paratransit services are available to persons with disabilities through County Connection LINK, East Bay Paratransit Consortium, Tri-Delta Transit Dial-A-Ride, and WestCAT Dial-A-Ride. These programs offer door-to-door transportation to assist persons with disabilities with accessing non-emergency medical appointments, running errands, and other daily activities.

The County also requires new developments to comply with Title 24 of the 2019 California Building Code to ensure that all new construction meets accessible design standards, thus ensuring that all new housing is accessible for all residents regardless of disability. Additionally, the County will ensure that older housing that may not meet the same accessibility requirements can be adapted as needed by formalizing a written reasonable accommodation procedure (Action HE-A4.2).

## Disproportionate Housing Need and Displacement Risk

### Overcrowding

As discussed in the Housing Needs Assessment, the U.S. Census Bureau defines an overcrowded household as a unit that is occupied by more than one person per room. A small percentage of overcrowded units is not uncommon, and often includes families with children who share rooms or multi-generational households. However, high rates of overcrowding may indicate a fair housing issue resulting from situations such as two families or households occupying one unit to reduce housing costs (sometimes referred to as “doubling up”). Situations such as this may indicate a shortage of appropriately sized and affordable housing units. The patterns of

overcrowding seen in the western portion of the county reflect the experience reported by members of the public during the outreach process. Participants expressed that high housing costs and difficulties of securing housing with a poor rental history can present a barrier to securing housing at an affordable price that meets the needs of the household.

There are two areas of concentrated overcrowding in unincorporated Contra Costa County: the far western area surrounding and including North Richmond and the northern area of Bay Point and surrounding areas. According to the 2015-2019 ACS, across all unincorporated Contra Costa County, approximately 3.2 percent of households are overcrowded and an additional 1.4 percent are severely overcrowded. In comparison, roughly 13.6 percent of North Richmond households, 7.8 percent of Montalvin Manor/Bayview households, and 11.8 percent of Bay Point households are overcrowded. Outside of these areas, rates of overcrowding are largely consistent, typically less than 5 percent. The central portion of the county, south of the community of Alamo, and the eastern portion, including Bethel Island and DiscoveryBay, have overcrowding rates of less than 2 percent. The overcrowding in the eastern and northern communities aligns with areas of concentrated lower-income households and non-White persons, indicating a possibly disproportionate housing burden and a need for more affordable large units in these areas. While overcrowding is a pressing issue in the North Richmond and Bay Point areas, this does not translate into severe overcrowding. The County's severe overcrowding rates are approximately equal to or less than the county-wide rate.

In addition to analyzing the specific locations of housing needed to address displacement risk due to overcrowding, the County analyzed tenure by occupants per room. In 2019, according to the ACS, approximately 3.2 percent of households in the unincorporated area were overcrowded, an

increase from 2.1 percent of households in 2010. Similarly, the rate of severe overcrowding has increased to 1.4 percent from 0.8 of households in 2010. As shown in Table 6-34, renters are more burdened by overcrowding than owners, with 6.3 percent of renters overcrowded and 3.4 percent severely overcrowded in 2019, compared to 1.9 percent of owners overcrowded and 0.5 percent severely overcrowded. While tenure by overcrowding is not tied to specific geographic areas, it is likely that the areas with the highest rates of overcrowding (North Richmond, Montalvin Manor/Bayview, and Bay Point) follow the patterns of the unincorporated county and have higher rates of renter overcrowding than owners.

**TABLE 6-34 OVERCROWDED HOUSEHOLDS BY TENURE**

Overcrowding Status	2010		2019	
	Number	Percentage	Number	Percentage
<b>Total Households</b>	<b>57,997</b>	<b>100.0%</b>	<b>61,542</b>	<b>100.0%</b>
Overcrowded	1,234	2.1%	1,978	3.2%
Severely Overcrowded	474	0.8%	840	1.4%
<b>Total Owner Households</b>	<b>43,034</b>	<b>100.0%</b>	<b>43,555</b>	<b>100.0%</b>
Overcrowded	650	1.5%	841	1.9%
Severely Overcrowded	249	0.6%	226	0.5%
<b>Total Renter Households</b>	<b>14,963</b>	<b>100.0%</b>	<b>17,987</b>	<b>100.0%</b>
Overcrowded	584	3.9%	1,137	6.3%
Severely Overcrowded	225	1.5%	614	3.4%

Data Source: 2006-2010 and 2015-2019 ACS, Table B25014



In the Bay Area, approximately 4.4 percent of households experience overcrowding and 2.8 percent experience severe overcrowding. When compared to other counties in the ABAG region, Contra Costa has one of the lowest rates of overcrowding, with lower rates only in Marin and San Francisco Counties. This may indicate that, while overcrowding is a problem, particularly for renters, in Contra Costa County, there are more appropriately sized housing opportunities for residents here than in other areas of the region.

## Cost Burden

A household is considered cost burdened when they spend more than 30 percent, but less than 50 percent, of their income on housing costs. A severely cost-burdened household is one whose housing costs exceed 50 percent of their income. In unincorporated Contra Costa County, approximately 23.7 percent of renters and 16.8 percent of owners are cost-burdened, and 21.6 percent of renters and 12.0 percent of owners are severely cost-burdened (Table 6-35). White, Asian, and American Indian or Alaska Native renters report the lowest cost-burden rate among all racial groups. However, it is worth noting that 68 individuals identify as American Indian or Alaska Native, compared to 7,215 White residents and 2,039 Asian residents. Pacific Islander residents experience the highest rates of both cost burden and severe cost burden among renters, though significantly lower rates among owners. Generally, minority households experience higher rates of cost-burden than White and Asian households, and renters experience higher rates overall than owners.

As seen in Figures 6-9 and 6-10, and demonstrated by Table 6-35, overpayment for housing is a chronic problem across the county and the region. However, renters experience much higher rates of overpayment throughout the county, while owner overpayment is primarily, not exclusively, in the North Richmond and Bay Point areas. Since 2014, the rate of owner overpayment has decreased in most of the county (Figure 6-10), while renter overpayment has remained high in most areas (Figure 6-11).

**TABLE 6-35 COST BURDEN BY TENURE AND RACE/ETHNICITY**

	White	Black or African American	Asian	American Indian or Alaska Native	Pacific Islander	Hispanic	Other	All
Cost Burden >30% and <50%								
Renter-Occupied Households	20.7%	28.6%	21.1%	0.0%	45.5%	26.4%	30.2%	23.7%
Owner-Occupied Households	14.6%	18.6%	18.5%	38.9%	14.8%	22.4%	26.5%	16.8%
<b>Total Households</b>	<b>15.9%</b>	<b>23.6%</b>	<b>19.3%</b>	<b>24.3%</b>	<b>22.3%</b>	<b>24.2%</b>	<b>28.2%</b>	<b>18.9%</b>
Cost Burden >50%								
Renter-Occupied Households	20.1%	29.1%	20.3%	0.0%	34.1%	22.6%	17.3%	21.6%
Owner-Occupied Households	11.8%	9.8%	12.3%	17.7%	0.0%	13.4%	13.8%	12.0%
<b>Total Households</b>	<b>13.6%</b>	<b>19.6%</b>	<b>14.7%</b>	<b>11.0%</b>	<b>8.4%</b>	<b>17.5%</b>	<b>15.5%</b>	<b>14.9%</b>

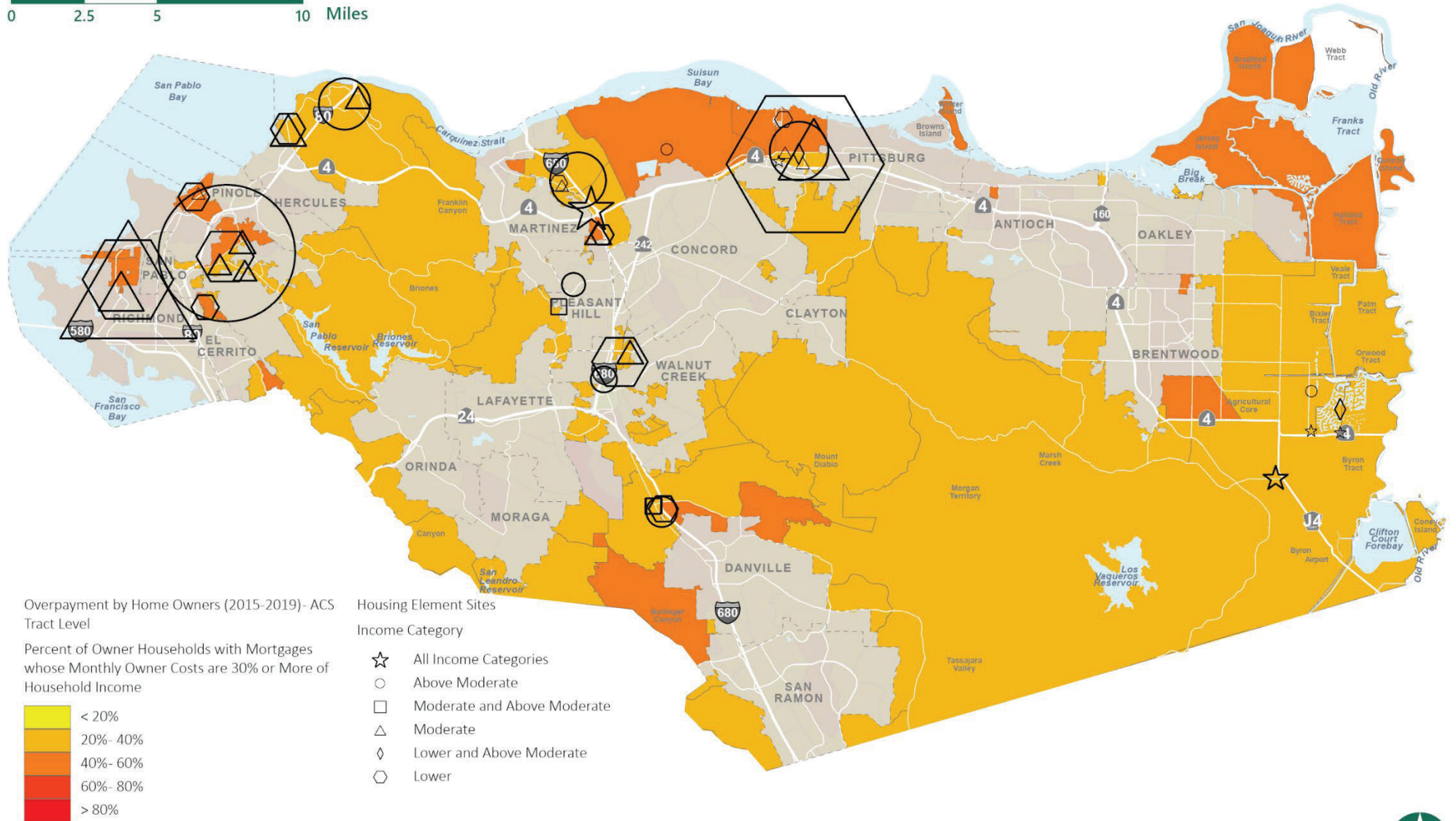
Data Source: HUD CHAS 2014-2018





**FIGURE 6-10 HOMEOWNER OVERPAYMENT, 2019**

0 2.5 5 10 Miles

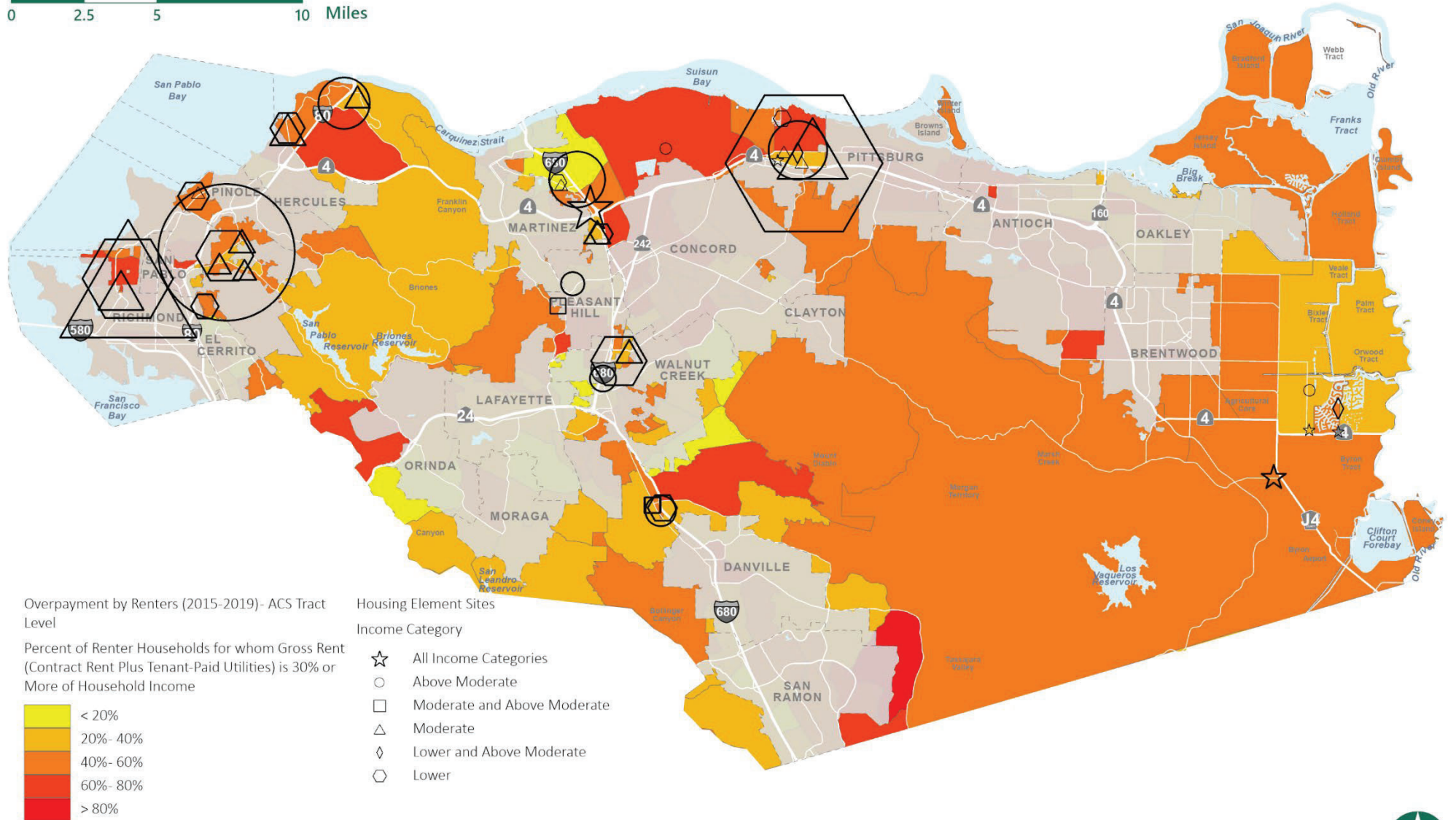


Data Source: 2015-2019 ACS



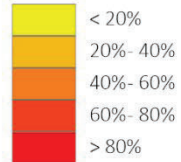
**FIGURE 6-11 RENTER OVERPAYMENT, 2019**

0 2.5 5 10 Miles



Overpayment by Renters (2015-2019)- ACS Tract Level

Percent of Renter Households for whom Gross Rent (Contract Rent Plus Tenant-Paid Utilities) is 30% or More of Household Income



Housing Element Sites

Income Category

- ☆ All Income Categories
- Above Moderate
- Moderate and Above Moderate
- △ Moderate
- ◇ Lower and Above Moderate
- ⬡ Lower

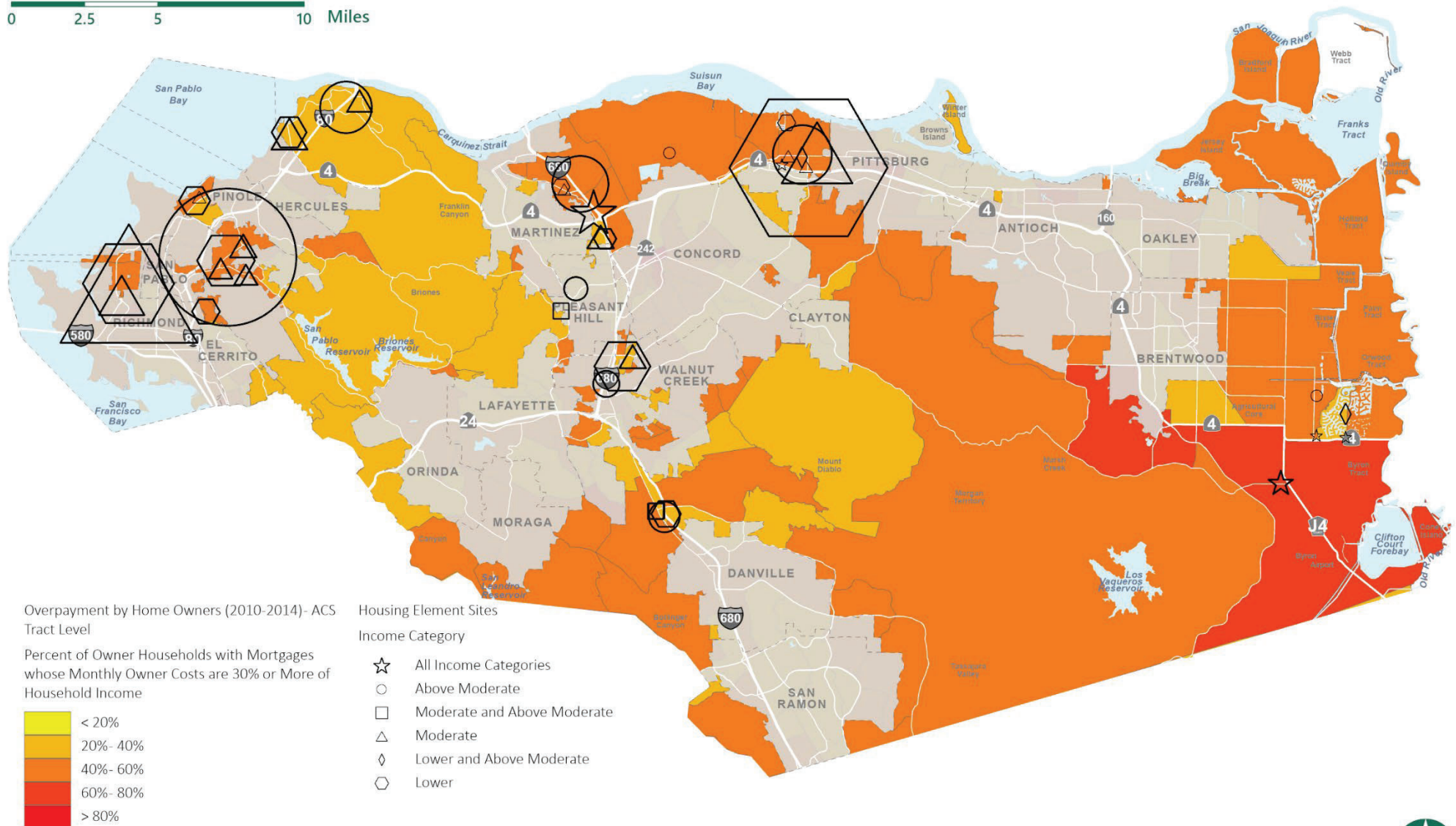
Data Source: 2015-2019 ACS





**FIGURE 6-12 HOMEOWNER OVERPAYMENT, 2014**

0 2.5 5 10 Miles



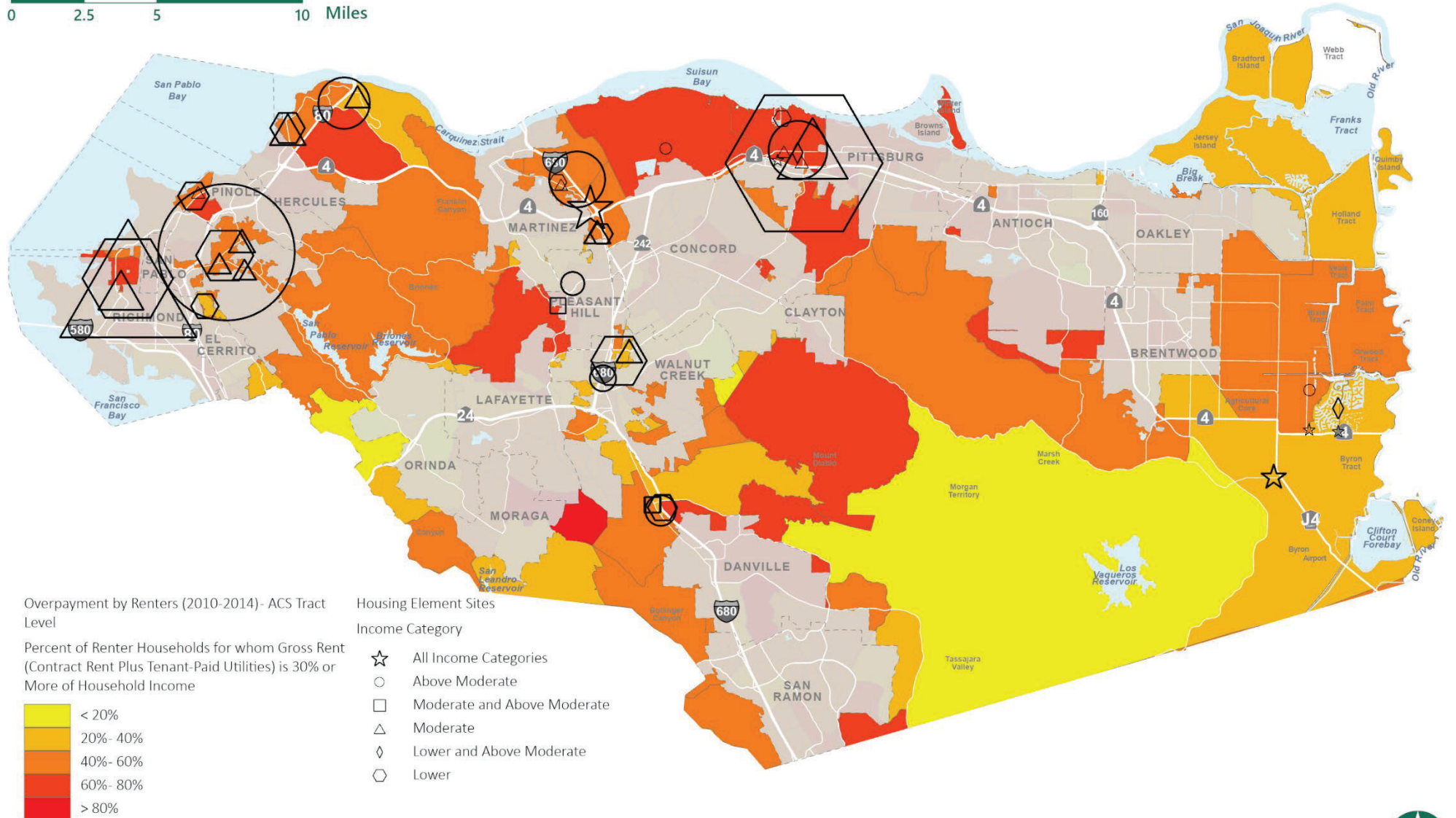
Data Source: 2010-2014 ACS





**FIGURE 6-13 RENTER OVERPAYMENT, 2014**

0 2.5 5 10 Miles



Data Source: 2010-2014 ACS



## Substandard Housing

Housing condition presents another issue in unincorporated Contra Costa County that may increase displacement risk for residents. Approximately 75 percent of housing units in the County's unincorporated areas are older than 30 years. At this age, many units need at least minor repairs. As discussed in Section C of this Housing Needs Assessment, an estimated 2,906 housing units in Unincorporated Contra Costa County have moderate or severe physical problems. Additionally, according to the County Building Department, approximately 20 residential units per year in the Unincorporated County are identified as not inhabitable and needing immediate replacement. While stakeholders did not identify substandard housing conditions as a fair housing issue in the county, residents in the February 2022 breakout session discussed rental housing conditions, and the circumstances that, in many cases, the only housing available for ownership opportunities requires significant rehabilitation investment, which is usually beyond the economic feasibility of lower-income households. Typically areas with higher median incomes have better housing conditions despite the age of the housing stock, as occupants are more likely to have a high enough income to afford ongoing maintenance. To alleviate the costs associated with rehabilitating units and mitigate this fair housing barrier, the Department of Conservation and Development currently offers the Neighborhood Preservation Program, providing zero and low-interest loans for rehabilitating units owned and occupied by lower-income households in unincorporated areas.


## Homelessness

As discussed in the Special Housing Needs Analysis section of the Housing Needs Assessment, there are approximately 2,277 homeless persons living in Contra Costa County. Contra Costa County Health, Housing, and Homeless Services (H3) agency reported that in 2020, just 54 homeless persons resided in unincorporated areas of the county based on where they reported their last permanent address or where they slept the night before accessing homeless services provided by H3.

Persons experiencing homelessness or at risk of becoming homeless are typically extremely low-income and are displaced from housing due to inability to pay or other issues. While there may be additional homeless persons in unincorporated areas that did not access H3 services during the reporting period, it can be assumed that the 2,277 homeless persons in the county predominately reside in incorporated areas.

As discussed in the Housing Needs Assessment, the County Health Services Department (HSD) develops plans and programs to assist people experiencing homelessness throughout Contra Costa County. These efforts include a 2014 update to the "Ending Homelessness in Ten Years: A County-Wide Plan for Communities of Contra Costa County" and developing the plan "Forging Ahead Towards Preventing and Ending Homelessness." The County's Fiscal Year 2021/22 Action Plan identifies the following actions to address homelessness:

- Use Emergency Solutions Grant (ESG) funds for homeless street outreach, emergency shelters, homelessness prevention, rapid re-housing assistance, and data collection.

- 
- Target CDBG funds to support public service activities for homelessness and those at risk of homelessness, including allocating funds for operating expenses of an emergency shelter, providing a homeless hotline, housing counseling and legal services, and food distribution.
  - Allocate funding for Contra Costa County Health Services Coordinated Outreach, Referral, and Engagement (CORE) Homeless Street Outreach Program.

To support and further these efforts, the County has included Action HE-A7.6 to allow low-barrier navigation centers in all zones that allow mixed-use and nonresidential zones that allow multi-family uses and Actions HE-A3.1, HE-A3.4, and HE-A5.2 to encourage and prioritize development of housing for extremely low-income households.

## Displacement Risk

The annual rate of increase in average home value or rental prices compared with annual changes in the average income in the County may also indicate an increased risk of displacement due to housing costs outpacing wage increases, a trend that is felt throughout the region, state, and nation. According to Zillow, the average home value in Contra Costa County has increased 17.1 percent annually since 2011. While housing costs have increased rapidly, wages have not kept pace. The average income in Contra Costa County has increased approximately 3 percent annually, from \$78,385 in 2010 to \$99,716 in 2019 according to the ACS. The difference in these trends indicates the growing unaffordability of housing in Contra Costa County. To address affordability challenges, the County will encourage and incentivize the development of affordable housing units, particularly in high-

opportunity areas, and will develop a program to connect lower-income residents with affordable housing opportunities (see Table 6-38).

Displacement risk increases when a household is paying more for housing than their income can support, their housing condition is unstable or unsafe, and when the household is overcrowded. Each of these presents barriers to stable housing for the occupants. In Contra Costa County, overpayment is pervasive and is not necessarily linked to areas with a lower median income. However, as discussed under Patterns of Integration and Segregation, there are higher poverty rates near North Richmond and Bay Point. As shown in Figures 6-9 and 6-10, the overpayment rate is slightly higher in these areas of the county. The County has included Actions HE-A3.1, HE-A3.5, HE-A5.2, HE-A6.6, and HE-A7.1 to provide financial assistance and other incentives for construction of lower-income rental and ownership opportunities, promoting ADU construction in high resource areas, and encouraging flexibility in lot consolidation and development. Additionally, the County will pursue developing affordable housing on County-owned land (Action HE-A3.2) and expanding homeownership opportunities for lower-income households (Action HE-A5.1).

## Other Relevant Factors

### Housing and Demographic Trends

Since 2010, vacancy rates have decreased across unincorporated Contra Costa County, likely increasing the demand for the existing housing stock. In 2010, many unincorporated communities had vacancy rates greater than 10 percent, including Bethel Island (22.7 percent), Diablo (13.0 percent), Discovery Bay (13.0 percent), North Richmond (17.0 percent), and Norris Canyon (10.5 percent). By 2020, the vacancy rate in all but 8 communities



had dropped to 5 percent or less, with 13 communities having a vacancy rate of less than 3 percent, which typically reflects an impacted housing market. In unincorporated Contra Costa County, the percentage of renter-occupied households has increased very slightly since 2000, from 27 to 29 percent of households, indicating that the decrease in vacancy rates has not altered the proportion of owner and renter households.

Across unincorporated Contra Costa County, there was a decrease in two-unit housing structures since 2010, while there was an increase in all other housing types. The greatest increase was in multi-family structures with 5 to 9 units (21.9 percent increase in the stock) and structures with 10 to 19 units (27.0 percent increase in the stock). This focus on increasing the supply of multi-family units may have assisted in the increase in the percentage of renter-occupied households and provides a greater variety of housing options than single-family homes, which are often unaffordable to lower-income households.

## History of Development and Investment


As with most of the Bay Area, early development in Contra Costa County was shaped by industrial uses and investment, including shipping and railway transportation of materials and products and the construction of freeways. This development in Contra Costa County began in the early 1900s in the western and northern portions of the county, where there was access to shipping ports and the construction of the Union Pacific Railroad. By the mid-1900s, freeway construction further influenced nearby communities. Throughout the United States, freeways were built through and sometimes displaced, lower-income communities that often contained concentrations of Black or Hispanic residents. This was no different in Contra Costa County. Interstate 80 and State Route 4 were constructed through and around many

communities, altering the landscape. While many of these communities are those that have concentrated poverty and non-White populations today, freeway development in Contra Costa County did not exclusively result in these patterns. Interstate 680 also bisects several communities, but these are primarily affluent suburban communities in the central and southern portions of the county, indicating that it is likely that early heavy industrial uses may have played a greater role in development patterns than freeway construction.

Older communities in Contra Costa County, particularly those that have their roots in shipping, are those that today have greater concentrations of lower-income households and non-White persons than suburban communities in the central county. Outreach participants also emphasized the role that NIMBYism played in shaping the county in terms of new development, often resulting in concentrations of lower-income households in the aging and industrial adjacent locales. Many of these areas are susceptible to gentrification, according to the Urban Displacement Project. Therefore, the County has included Action HE-A3.2 to address development of affordable housing on County-owned land in Bay Point, North Richmond, and Rodeo and Action HE-A8.1 to target place-based revitalization through community-based programs rather than new development in areas of concentrated poverty.

## Public Housing

Public housing provides a safe and affordable option for lower-income households, seniors, and persons with disabilities who may otherwise encounter challenges securing and affording housing. As reported in the County AI, the Housing Authority of Contra Costa County (HACCC) owns approximately 1,177 public housing units in 14 developments throughout



the county, in addition to administering the Housing Choice Voucher program. Public housing in unincorporated areas is located in Rodeo and the City of Brentwood Sphere of Influence. HUD reported that, throughout Contra Costa County, Black residents comprise approximately 55.0 percent of residents in the public housing developments, despite comprising only 9.0 percent of the Contra Costa County Consortium’s total population. In contrast, White and Hispanic populations are underrepresented in public housing compared to the total population. The Urban Displacement Project identified all locations of public housing in Contra Costa County as the more urbanized western and northern cities and unincorporated communities, with no public housing in central and southern Contra Costa County. The discrepancy in where public housing is located may inform tenants’ demographics, as there are higher concentrations of Black and African American residents in western and northern areas than in southern and central Contra Costa County. This may indicate that either residents of central and southern regions do not have access to public housing and are therefore underrepresented, or there is a greater need among Black residents than in other populations. To ensure that all eligible residents, regardless of location, race, or ethnicity, have access to safe and affordable housing, the County has included Action HEA-3.2 to develop affordable housing on County-owned land, Action HE-A3.4 to assist with the acquisition and rehabilitation of rental units by affordable housing providers, prioritizing projects in high resource areas, and Action HE-A8.1 to facilitate place-based revitalization through community efforts to encourage resident retention.

## Homeownership Trends

According to findings of the County AI, areas with high concentrations of non-Hispanic White residents tend to have the highest homeownership rates. In contrast, communities with concentrations of Black and Hispanic residents have the lowest homeownership rates. Typically, communities in the western, urbanized portion of the county have the lowest homeownership rates, aligning with those areas with lower median incomes, further proximity to jobs, and greater concentrations of non-White residents. In the suburban communities of central Contra Costa County, where there is greater job access and higher median incomes, there are higher rates of homeownership. While this trend is true for most of the county, Bayview, in the western county with a predominantly non-White population, has a high homeownership rate. In Bayview, approximately 92.5 percent of housing units are owner-occupied, according to the 2015-2019 ACS. Of all units in Bayview, just 24 (3.8 percent) are less than 40 years old; 96.2 percent of units were built before 1980. Older housing units are typically more affordable. In 2019, the ACS estimated the Bayview home value was \$479,300, and all Bayview homes are single-family structures. Therefore, this community may be a more affordable option for lower- and moderate-income households seeking homeownership opportunities than other western communities with fewer single-family homes or higher home values. However, breakout session participants discussed the situation facing many potential lower-income homeowners in that more affordable housing units such as these often are in stages of dilapidation, and the resources necessary to rehabilitate these structures make the goal of homeownership unattainable.





### 3. Enforcement and Outreach Capacity

#### Compliance with Fair Housing Laws

Contra Costa County enforces and complies with fair housing laws and regulations through a twofold process: regular review of County policies and code for compliance with State law, and referring fair housing complaints to appropriate agencies. Contra Costa County refers fair housing complaints to ECHO Housing (“ECHO”). ECHO provides housing counseling services, and tenant/landlord services conducts fair housing investigations, and operates periodic fair housing audits throughout Contra Costa County, including unincorporated areas. Additionally, ECHO provides counseling and assistance for first-time homebuyers and lower-income households seeking housing.

The County does not have a formal process currently to disseminate information about fair housing laws. However, Action HE-A8.1 has been included to provide information in County buildings and on the County’s website regarding fair housing rights, requirements, and resources for residents, landlords, and property managers. This information will be updated at least annually.

In addition, the County demonstrates compliance or intention to comply with fair housing laws through the following:

- The County demonstrates compliance with Density Bonus Law (Gov. Code, Section 65915.) through its density bonus ordinance, which currently allows for an increase of 5 to 35 percent over the maximum allowable residential density. Assembly Bills 2753, 2372, 1763, 1227, and 2345 were passed in 2018, 2019, and 2020 and revised density bonus

law to provide additional benefits for qualifying projects. The County has included Action HE-A6.4 to update the density bonus ordinance to be consistent with recent State law.

- The County intends to comply with No-Net-Loss (Gov. Code Section 65863) through identifying a surplus of sites available to meet the County’s RHNA allocation. In total, the County’s surplus unit capacity is 2,485 units, composed of 844 lower-income units, 343 moderate-income units, and 1,299 above moderate-income units.
- The County complies with the Housing Accountability Act (Gov. Code, Section 65589.5) by allowing emergency shelters by right in the General Commercial District.
- The County will comply with SB 35 (Gov. Code Section 65913.4) by establishing a written policy or procedure, as well as other guidance as appropriate, to streamline the approval process and standards for eligible projects by 2022 (Action HE-A7.6).
- The County will comply with SB 330 (Gov. Code Section 65589.5), relying on regulations outlined in the law for processing preliminary applications for housing development projects, conducting no more than five hearings for housing projects that comply with objective General Plan and development standards, and making a decision on a residential project within 90 days after certification of an environmental impact report or 60 days after adoption of a mitigated negative declaration or an environmental impact report for an affordable housing project.

## Housing Discrimination Cases

In October 2021, ECHO provided fair housing case numbers for fiscal years 2018-2019, 2019-2020, and 2020-2021. During fiscal year 2018-2019, ECHO recorded all cases reported from most incorporated jurisdictions (excluding Antioch, Concord, and Walnut Creek) and unincorporated areas as originating in “Urban County.” Therefore, for this year, case numbers may not accurately represent residents in unincorporated areas. In fiscal years 2019-2020 and 2020-2021, ECHO reported cases by community. The cases received are presented in Table 6-36. Most fair housing cases were filed for incidences of discrimination based on race and disability.

**TABLE 6-36 ECHO HOUSING FAIR HOUSING CASES, 2018-2021**

Geography	Race	Disability	Religion	Familial Status	Income Source	General Information Request	Other
<b>Fiscal Year 2018-2019</b>							
Urban County	7	23		1	1	15	5
<b>Fiscal Year 2019-2020</b>							
Bay Point	1	4	1				
Discovery Bay	1	1				1	
Alamo	1						
Crockett	1	1					
Rodeo	1						
<b>Fiscal Year 2020-2021</b>							
Discovery Bay		2					
Alamo		2					
El Sobrante	1	1					

Data Source: ECHO Housing, 2021



In its 2019 Annual Report, the Department of Fair Employment and Housing (DFEH) reported 22 housing complaints from residents of all of Contra Costa County, not just unincorporated areas. This was approximately 2.4 percent of the total number of cases in the state that year (934). Due to confidentiality, DFEH does not report the specific origin of cases within the county. However, as part of the Fair Housing Assistance Program (FHAP), some DFEH cases are dual-filed with HUD’s Region IX Office of Fair Housing and Equal Opportunity (FHEO), which can identify the specific jurisdiction or community from which a complaint originates. According to HUD’s Region IX FHEO, 17 fair housing discrimination cases were filed with and accepted by HUD from unincorporated areas of Contra Costa County between January 1,

2013, and March 24, 2021. As shown in Table 6-37, most cases originated from Bay Point, though disability discrimination was the most common reason for the alleged discrimination. No cases were reported in communities not listed in the table during the reporting timeframe. The percentages total more than 100 percent because some cases claimed multiple reasons. In addition to these cases, 34 inquiries with known and unknown reasons for the alleged discrimination were sent to HUD to determine their validity. In reviewing these cases, 13 failed to respond to HUD’s follow-up, and 21 were found not to have a valid basis. Of these inquiries, 10 were inquiries against a public entity in the county.

**TABLE 6-37 HUD FAIR HOUSING CASES, 2013-2021**

Geography	National Origin	Religion	Familial Status	Disability	Race	Retaliation	Sex	Total
Bay Point	2	1	1	7	2	1	0	14
Bethel Island							1	1
Crockett				1		1		2
Rodeo				1				1
Discovery Point				1				1
Pacheco				1				1
El Sobrante			1		1			2
<b>Total</b>	<b>2</b>	<b>1</b>	<b>2</b>	<b>11</b>	<b>3</b>	<b>2</b>	<b>1</b>	<b>22</b>

Source: HUD FHEO, 2021

\*As some cases alleged multiple bases of discrimination, the total reports of each form of discrimination total more than 100%.





## Accessibility of Outreach

The necessity to identify ways to implement more widespread outreach efforts with the intent to connect underrepresented and low-income groups into the planning effort was reiterated in outreach dialogues. Approximately 6 percent of the population 5 years and older in unincorporated Contra Costa County speaks English “not well” or “not at all,” according to the 2015-2019 ACS. This is made up of approximately 10,600 residents who require translation services to be able to participate in public engagement events and processes. To meet this need, the County provides Spanish translation at all Board of Supervisor meetings and other languages by request. To ensure all residents have equal access to participate in outreach efforts, the County will promote the availability of translation services by, at least annually, distributing information and how to access these services to community organizations and on the County’s website in multiple languages (Action HE-A8.1).

## 4. Sites Inventory Analysis

The location of housing in relation to resources and opportunities is integral to addressing disparities in housing needs and opportunities and to fostering inclusive communities where all residents have access to opportunities. This is particularly important for lower-income households. AB 686 added a new requirement for housing elements to analyze the location of lower-income sites in relation to areas of high opportunity.

Figures 6-14 and 6-15 show the sites and income categories of units geographically throughout the unincorporated county. Figures 6-16 through 6-27 show the distribution of projected units by income category of the following indicators compared to unincorporated countywide patterns to understand how the projected locations of units will affirmatively further fair housing: TCAC opportunity areas, median income, predominant population, familial status, disability rates, educational score, environmental health, and overpayment. The following sites inventory discussion includes an analysis of the number of projected units by income category, total RHNA capacity, and unincorporated county acreage by income category, to further assess the potential impacts of the sites inventory to affirmatively further fair housing.

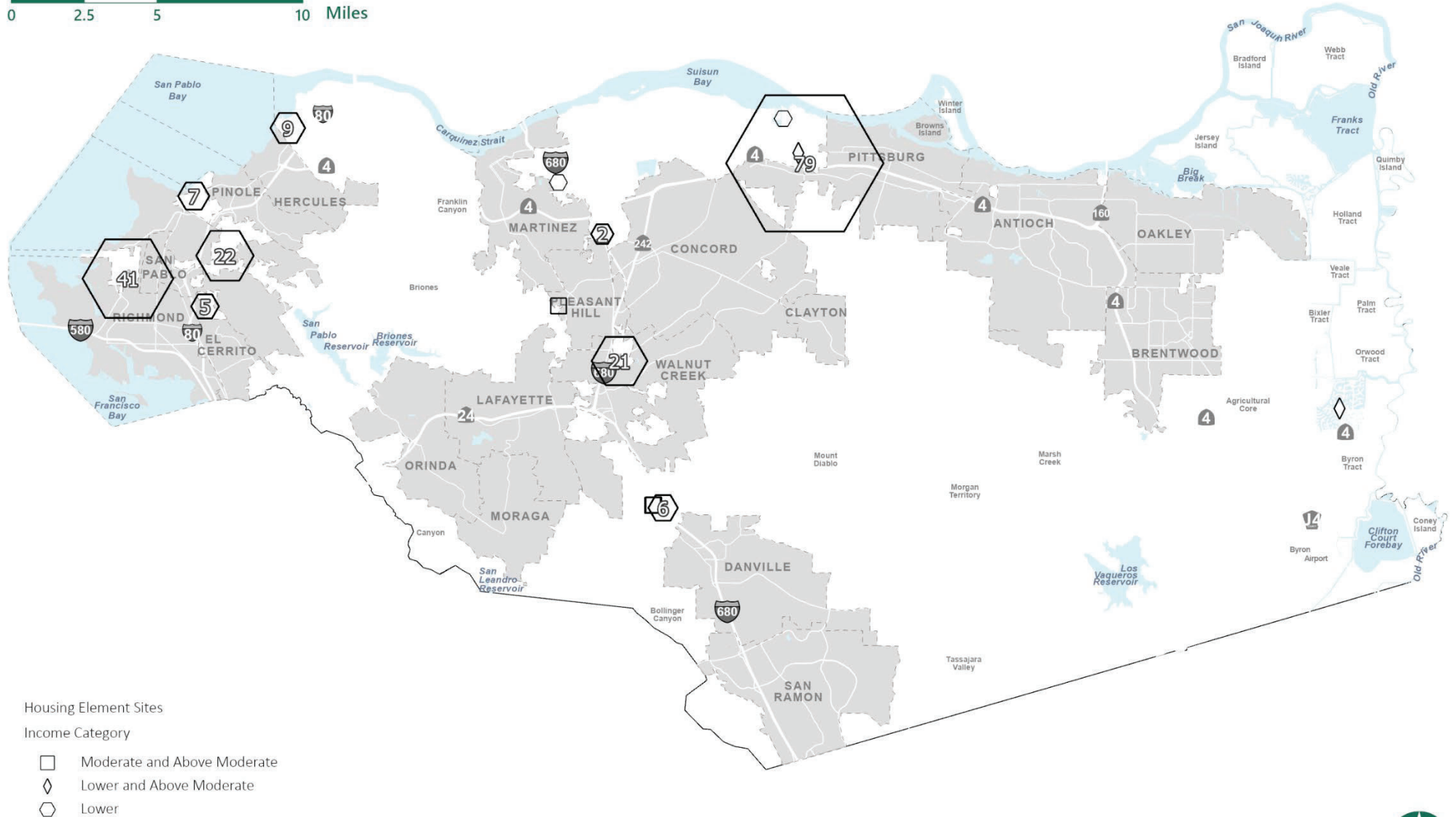
## Potential Effects on Patterns of Integration and Segregation

Figure 6-16 (Percentage of Unit Capacity and County Acreage by TCAC Resources) presents the breakdown of unit capacity in unincorporated Contra Costa County by resource area designation and income category. As seen previously in Figure 6-2 (TCAC Resource Opportunity Areas), the high and highest resource areas in Contra Costa County are within the central and southern portions of the county. The western and northern portions are designated low resource, and areas of moderate resource are scattered in the northwest and eastern areas. Discovery Bay is the only area with high and highest resource designation outside central Contra Costa County.



**FIGURE 6-14 SITES BY INCOME CATEGORY (LOWER, LOWER AND ABOVE MODERATE, MODERATE AND ABOVE MODERATE)**

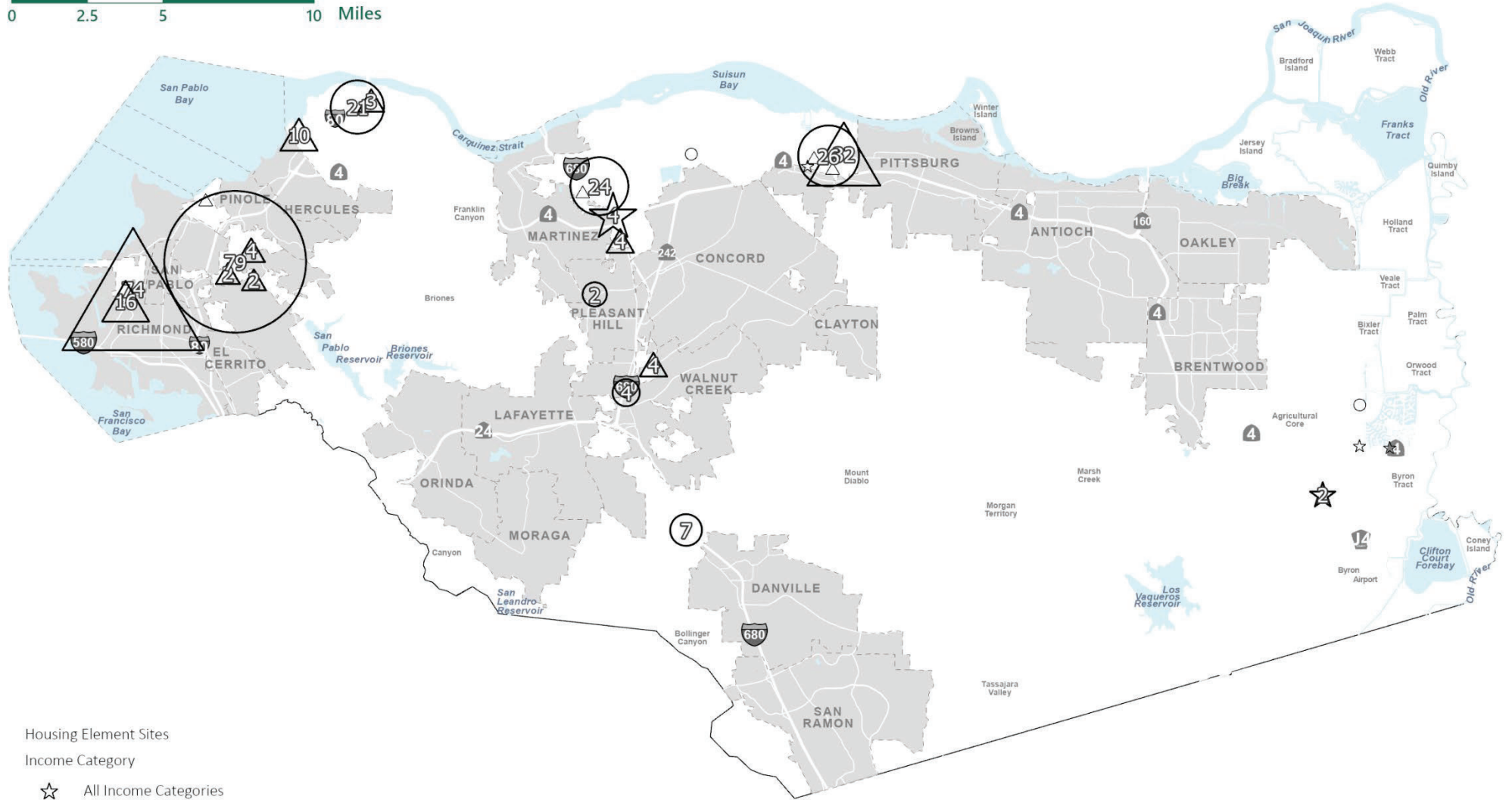
0 2.5 5 10 Miles



Source: Contra Costa County

FIGURE 6-15 SITES BY INCOME CATEGORY (ABOVE MODERATE, MODERATE)

0 2.5 5 10 Miles



- Housing Element Sites
- Income Category
- ☆ All Income Categories
  - Above Moderate
  - △ Moderate

Source: Contra Costa County

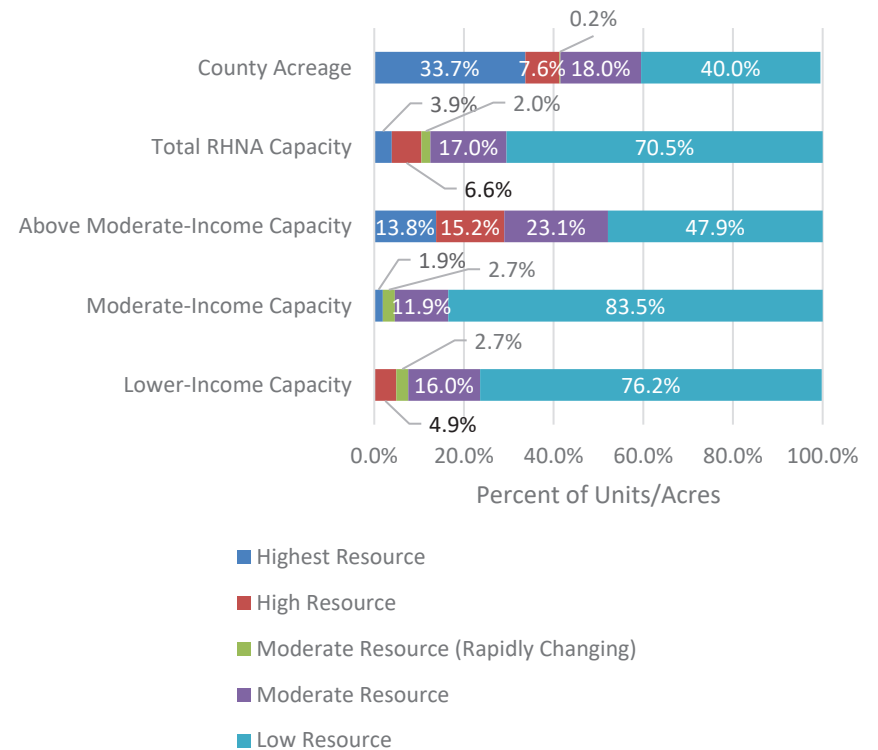




As shown in Figure 6-16, 70.5 percent of the total unit capacity identified to meet the RHNA is in low- resource areas, and 19.0 percent is in moderate-resource areas (inclusive of 2.0 percent rapidly changing areas) while these areas account for approximately 58.0 percent of the land area in Contra Costa County, with an additional 0.2 percent designated as a moderate resource – rapidly changing. The lower-resource areas are concentrated in North Richmond, San Pablo, North Richmond Heights, and Bay Point, on either side of I-80 in the communities of Bay View, Montalvin Manor, Tara Hills, and El Sobrante, along San Francisco and Suisun Bays, where industrial uses and older housing stock are more prevalent, and in the semi-rural community of Byron. The moderate-resource designations in the northern central communities, including the vicinity of Alhambra Valley, Reliez Valley, Briones, Pacheco, portions of Vine Hill, and Contra Costa Centre, are not as densely developed, although infill and use of underutilized school district and church-owned land plays a large role in the identification of available sites.

Approximately 7.6 percent of lower-income housing opportunity is within highest and high--resource designations. Approximately 35.4 percent of the total site capacity identified in Discovery Bay is for lower-income units within mixed-income neighborhoods. Additional capacity for lower-income units within a high resource designation is in the vicinity of the Alamo community, with 30.5 percent of the total unit capacity identified in this area for lower-income units. These sites offer an opportunity for lower-income housing mobility and helps reduce potential concentration of lower-income units in other areas of the Unincorporated County. While the Discovery Bay and Alamo sites satisfy 8.9 percent of the total RHNA capacity for unincorporated County, they provide 5.2 percent of the lower-income housing capacity.

**FIGURE 6-16 PERCENTAGE OF UNIT CAPACITY AND COUNTY ACREAGE BY TCAC RESOURCE AREA DESIGNATION**



Source: TCAC/HCD, 2021; Acreage analysis by Contra Costa County Department of Conservation and Development, 2022

The majority of lower-income unit capacity, 76.2 percent, is identified within low resource areas, with 16.0 percent of the lower-income unit capacity located within the moderate resource designation. While the site potential in the communities of Bay Point and the vicinity of West Pittsburg on Suisun



Bay accounts for 31.2 percent of total RHNA unit capacity, approximately 44.1 percent of the lower-income RHNA capacity is satisfied. There are two significant lower-income housing opportunities identified in the sites inventory within this area, satisfying 21.4 percent of the total lower-income RHNA: one large site in north Bay Point provides the potential for 500 lower-income units. Although this area is designated as low resource, new retail, services, and amenities are an integral component in the future development vision of the area. Therefore, locating these units here is not expected to negatively concentrate lower-income residents in areas with limited access to resources. The second site identifies the potential for 650 lower-income units just north of SR 4 and the commercial node on Bailey Road at the SR 4 access ramps... These two sites offer a significant housing mobility opportunity for lower-income households.

In the central area of the El Sobrante community off of the San Pablo Dam Road, there are numerous individual parcels with the potential for about 10.0 percent of the lower-income RHNA allocation. Although the El Sobrante community is designated as low resource, the potential exists for some of the identified units to be included in mixed-use developments. In addition, there are sites identified to accommodate above moderate-income units satisfying 23.5 percent of the above moderate-income RHNA capacity and additional moderate-income unit capacity within the community, fostering income-integration and housing mobility opportunities for households of all incomes. Other opportunities for meeting the lower-income RHNA allocation are primarily found in the western communities in the vicinity of the I-80 and within the north-central communities in both low- and moderate-resource designations. Within the Montalvin Manor community and adjacent Bay View, several sites have been identified with lower-income housing unit capacity, including two underutilized school district sites for multi-family residential

and adjacent acreage proposed for mixed-use, constituting approximately 11.4 percent of the RHNA allocation for lower-income households. These sites are adjacent to sites zoned for mixed-use which are identified for the majority of moderate-income unit capacity in the unincorporated county, as discussed below, which will help to revitalize this area of the community, aiming to improve access to resources for residents.

Lower-income opportunities identified in central North Richmond count for 6.5 percent of unit capacity toward meeting the lower-income RHNA, including several vacant adjacent parcels owned by the Housing Authority of Contra Costa County with potential for affordable multi-family residential, . While located in a low-resource area, this combination of sites in North Richmond will help to revitalize this area of the community, aiming to improve its resource designation. In addition to the abovementioned site consolidation opportunity, other lower-income opportunity sites in North Richmond are scattered throughout the community, many of which are owned by the Housing Authority, which has the potential for smaller multi-family infill complexes. Most scattered sites with potential for lower-income housing are adjacent to identified properties with infill potential for moderate- or above moderate-income units to facilitate a more mixed-income community with proximity to existing and proposed services, transit, and other opportunities to revitalize underutilized areas without risking displacement of existing residents.

Mixed-use redevelopment within underutilized and vacant sites along San Pablo Avenue in the community of Rodeo yield 4.1 percent of lower-income unit capacity with additional individual sites in the vicinity identified for moderate-income units. The West Contra Costa County Unified School District properties, which have been closed, are considered for lower-income units within the East Richmond Heights neighborhoods, provide





additional lower-income housing unit capacity to meet the RHNA allocation within this designation.

Moderate-income unit capacity is also predominantly located within the low resource designation, accounting for 83.5 percent of unit potential in these areas, the majority of which are identified in Bay View and Montalvin Manor with unit capacity accommodated within potential mixed-use development and mixed-income neighborhoods, comprising 49.1 percent of the total moderate-income RHNA unit count for the unincorporated county. An additional 24.7 percent of the unit capacity towards the moderate-income RHNA is identified in the low resource communities of Bay Point and North Richmond. The remainder of the moderate-income unit capacity within the low resource designation is scattered between the communities of El Sobrante, Byron, and portions of Vine Hill.

The distribution of unit capacity within moderate resource communities (17.0 percent of total unit capacity) is fairly comparable to the distribution of moderate resource acreage (18.0 percent) in the unincorporated county. The majority of unit capacity in moderate resource communities is located within Contra Costa Centre and the surrounding areas (74.5 percent of total unit capacity in moderate resource areas). Approximately 64.8 of the unit capacity identified for these Costra Contra Centre sites are lower-income units (17.3 percent of total lower-income RHNA unit capacity), 10.5 percent are moderate-income units (14.9 percent of above moderate-income RHNA unit capacity), and 24.7 percent is above-moderate income unit capacity (8.6 percent of moderate-income RHNA unit capacity); , providing mixed-income housing mobility opportunities with nearby access to a major public transit hub in the central portion of the unincorporated county. Another 18.5 percent of the total unit capacity within the moderate resource designation is identified in a portion of the community of Vine Hill, as primarily above

moderate-income unit capacity with additional moderate unit capacity is identified on limited sites in Crockett, and 5.9 percent of unit capacity within moderate resource designated areas in Pacheco, including lower-income and moderate-income unit capacity.

Although slightly over 41.0 percent of the acreage in the unincorporated county is designated high and highest resource, only 29.0 percent of the above moderate unit capacity is identified in these higher resource communities. Conversely, 71.0 percent of above moderate-income unit capacity is integrated into low and moderate resource areas of the unincorporated county, with concentrations in the Vine Hill, Pacheco, El Sobrante, Bay Pointe and Contra Costa Centre communities, offering an opportunity for above moderate-income housing mobility, while fostering the reduction of concentration of lower-income units in low and moderate resource areas. As discussed previously, a portion of the moderate- and lower-income unit capacity is also integrated into the high resource communities of Discovery Bay and Alamo, providing housing mobility opportunities in high resource communities.

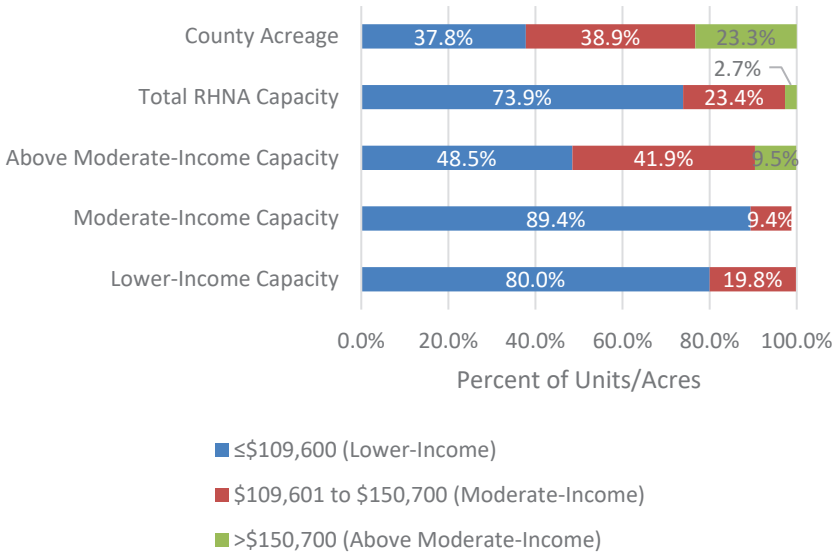
There are also a number of sites identified to meet the County's RHNA which have the capacity to accommodate units at all three income levels – lower, moderate, and above moderate, including mixed-income units in Bay Points and Discovery Bay, helping to facilitate mixed-income neighborhoods and encourage future integration in areas that are currently designated as low and moderate resource.

## Income

As shown in Table 6-33 (Median Income by Unincorporated Area), only six unincorporated areas (Alhambra Valley/Reliez Valley/Briones, Alamo/Castle Hills, Diablo, Kensington, Canyon, and Discovery Bay) have median incomes in the moderate- or above moderate-income range. These areas largely correspond with portions of Contra Costa County that TCAC and HCD have designated as high and highest resource areas, having the most significant anticipated economic outcomes for residents, reflecting distribution of opportunity in more affluent areas. The communities with the highest median income and lowest poverty rates are those in central Contra Costa County and the communities of Kensington and Discovery Bay. Figure 6-17 (Percentage of Unit Capacity and County Acreage by Income Category Rate) identifies where opportunity sites are located by income category in the unincorporated area.

Figure 6-17 shows that 73.9 percent of the total RHNA capacity is identified in lower-income communities, which comprise 37.8 percent of unincorporated county acreage. The majority of lower-income housing capacity, 80.0 percent, as well as 89.4 percent of moderate-income capacity, and 48.5 percent of above moderate-income capacity, is located primarily in lower-income communities in the vicinity of North Richmond and Bay Point, as well as western and north-central communities along San Francisco and Suisun Bays, including El Sobrante, East Richmond Heights, Bay View/Montalvin Manor, Crockett, and Rodeo. The inclusion of lower-income housing units in mixed-income housing development helps mitigate existing income patterns through integration.

**FIGURE 6-17 PERCENTAGE OF UNIT CAPACITY AND COUNTY ACREAGE BY MEDIAN INCOME**



Source: American Community Survey, 2015-2019; Contra Costa County. Department of Conservation and Development, 2022

The remaining lower-income capacity is identified on sites within moderate-income localities in Discovery Bay, in Contra Costa Centre near the Pleasant Hill/Contra Costa Centre BART station, in Saranap to the south of Walnut Creek, and the Vine Hill community, with a small cluster of above moderate-income sites near Alamo.

As discussed in the Population Characteristics section analyzed previously, the highest rates of poverty are concentrated in the vicinity of North Richmond and Bay Point, and the western unincorporated communities that

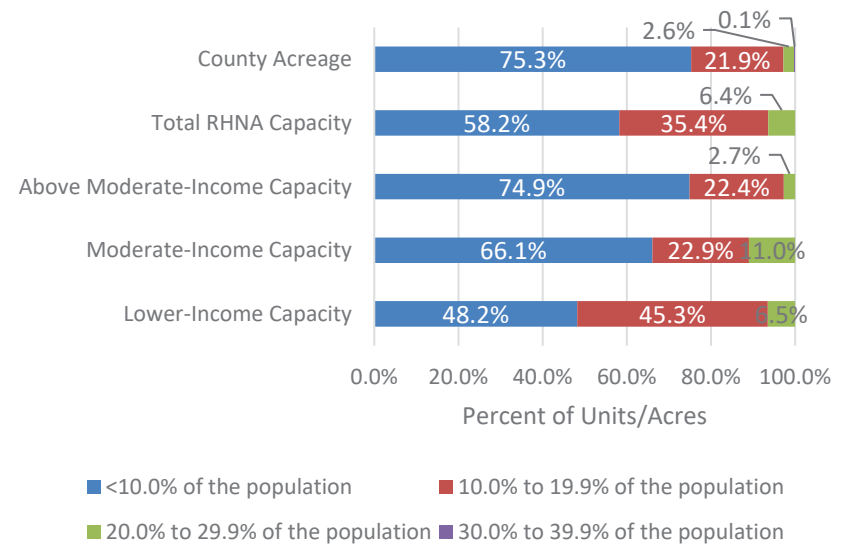


developed in response to the industrial economic base along the waterfront, as well as a presence of extremely low-income households in the more rural and less densely developed north central communities. However, analysis indicates that while lower-income households may have concentrated in coastal communities for more affordable housing costs, all communities are expected to become unaffordable without intervention. In addition, outreach input disclosed that NIMBYism has had a significant impact on the type and distribution of affordable housing resources and resulting concentrations of lower-income and populations in poverty in the western portion of the county.

Figure 6-18 (Percentage Unit Capacity and County Acreage by Percentage of Population Below the Poverty Line) identifies the poverty rate in the unincorporated area and where the opportunity sites are located for comparison. As shown in Figure 6-18, 58.2 percent of the total site opportunities are identified in areas where the poverty rate is below 10 percent. In contrast, this rate exists within 75.3 percent of the unincorporated county. Although 21.9 percent of the acreage within the unincorporated county has a population that falls within the poverty range of 10.0 to 19.9 percent, 35.4 percent of the total RHNA sites are within these areas. Comparatively, 45.3 percent of the lower-income capacity sites are determined in these higher-poverty areas. Further, while 2.6 percent of the unincorporated area's acreage falls within the 20.0 to 29.9 percent poverty range, 6.4 percent of the total RHNA capacity is within these areas, with 6.5 percent of the lower-income capacity, 11.0 percent of the moderate-income capacity, and 2.7 percent of above moderate-income capacity sited on properties within portions of communities with 20.0 to 29.9 percent poverty. However, most of these sites are the properties owned by the Contra Costa County Housing Authority in Bay Point, North Richmond, and Rodeo, and the


introduction of moderate- and above-moderate-income housing opportunities in these areas promotes income integration and helps reduce the concentration of populations in poverty. While there is a TCAC Area of High Segregation and Poverty in Martinez, no sites have been identified in this area.

**FIGURE 6-18 PERCENTAGE OF UNIT CAPACITY AND COUNTY ACREAGE BY PERCENTAGE OF POPULATION BELOW THE POVERTY LINE**



Source: US Census, 2019; Contra Costa County Department of Conservation and Development, 2022  
 Note: There are no areas in Contra Costa County in which 40.0 percent or more of the population is below the poverty line.





While much of the lower-income site capacity is in Bay Point, El Sobrante, North Richmond, Rodeo, and Montalvin Manor, it is important to note two things. First, while only a small portion of the unincorporated area has an extremely high rate of poverty, over 20 percent, with approximately 22.0 percent of the unincorporated area with a poverty rate between 10.0 and 19.9 percent, much of the inland unincorporated area is either not populated at all, or sparsely populated. This suggests that the land along San Francisco and Suisun Bay in the vicinity of I-80, State Route 4, and I-680 may comprise a higher percentage of the populated areas and more closely reflect the RHNA. Second, the distribution of sites in the communities with access to I-80 and State Route 4, as well as I-680, are supported by commercial uses and services, and connections to the BART and bus services, thus increasing access to opportunity regardless of current income distributions. According to stakeholders, many lower-income households are currently concentrated in the western, north central, and inland central areas due to low housing costs, but not necessarily good housing conditions. The identification of the lower-income unit capacity in Discovery Bay and near Alamo provides housing mobility opportunities in high resource areas and areas with higher median incomes to promote, rather than concentrating affordable housing in the lower resource communities in the unincorporated county. In contrast, the inclusion of moderate- and above moderate-income infill sites or a mix of income households in the portions of the unincorporated areas where the majority of lower-income sites are identified can stimulate redevelopment and revitalization of neighborhood conditions through income integration, thus potentially attracting an influx of supporting services and housing options, increasing resource opportunities.

The distribution of wealth in Contra Costa County and the Bay Area has resulted in areas of exclusivity, presenting barriers to economic and housing mobility for lower-income households that would facilitate integration. To address barriers to economic mobility for lower-income residents and proactively counter the anticipated gentrification in many lower-income communities, the County will implement Action HE-3.1 to provide financial assistance and other incentives for affordable rental and ownership opportunities; Action HE-A3.2 to develop affordable housing on County-owned land in Bay Point, North Richmond, and Rodeo; Action HE-A5.1 to encourage construction of ADUs as a potential affordable housing option in high resource and potentially exclusive areas such as the Alhambra Valley, Reliez Valley, Briones, Alamo, and Castle Hill areas; expand homeownership opportunities for lower-income households (Action HE-A5.1); and Action HE-A8.1 to target place-based revitalization through community-based programs rather than development in areas of concentrated poverty.

### **Race and Ethnicity**

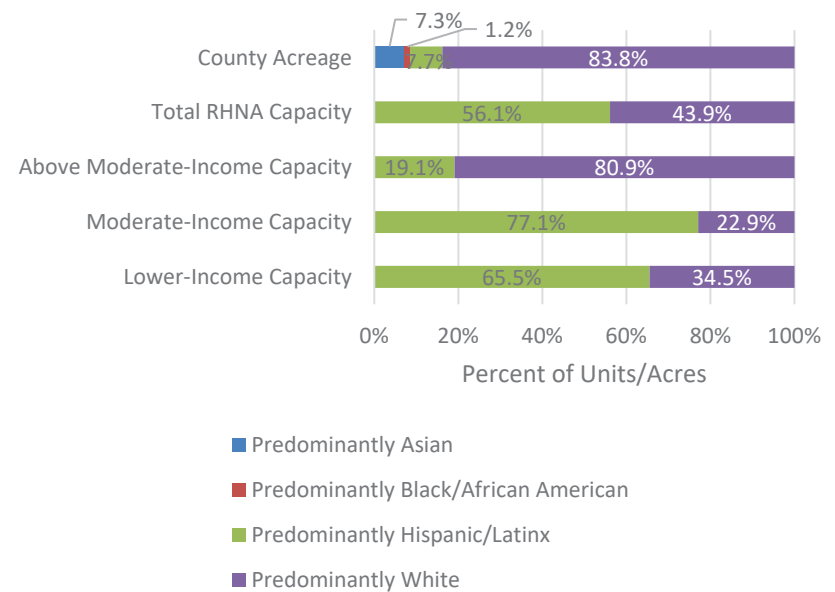
As presented in the Housing Needs Assessment of this Housing Element, unincorporated Contra Costa County is ethnically and racially mixed, although it is not necessarily integrated. In communities closer to San Francisco Bay, diversity is higher, with a predominantly Hispanic/Latinx population in Bay Point, Pittsburg, Antioch, North Richmond, Tara Hills, Montalvin Manor, and Rollingwood, generally corresponding to the current concentration of lower-income households. In contrast, the central and eastern portions of the unincorporated county are predominantly White. The patterns of concentrations of non-White populations find minority populations predominantly in dense urban and historically industrial areas near the San Francisco Bay, with a larger presence of White persons in



inland, suburban communities. Predominantly Asian households are found in the eastern portion of Rodeo, southwest of San Ramon and Danville, and between the cities of Pittsburg and Concord. The areas in unincorporated Contra Costa County that are predominantly African American or Black are east of Pittsburg.

Approximately 43.9 percent of the units identified to meet the entire RHNA are identified in areas that are predominantly White, with 56.1 percent in areas that are predominantly Hispanic/Latinx, whereas land patterns indicate that 7.7 percent of total unincorporated county acreage is predominantly Hispanic/Latinx and 83.8 percent is predominantly White. The remainder is predominantly Asian or Black, although no sites are identified in those areas. As supported by the 2015-2019 ACS, and corroborated by stakeholders, many of the Hispanic/Latinx households are lower income, 12.9 percent experience overcrowding, and approximately 44.0 percent overpay for housing, therefore suggesting these households are a community in need of affordable housing options. The inclusion of 65.5 percent of lower-income units and 77.1 percent of moderate-income units in areas of high diversity will help meet this need while enabling residents to remain in their community with continued access to their employment, public transportation, and interstate system, while the 34.5 percent of lower-income units and 22.9 percent of moderate-income units in areas of lower diversity will promote housing mobility opportunities that may help to increase diversity in areas of greater affluence. The inclusion of 19.1 percent of above moderate-income units in areas of high diversity may achieve a similar goal by reducing the concentration of minority and lower-income households through mixed neighborhoods.

**FIGURE 6-19 PERCENTAGE OF UNIT CAPACITY AND COUNTY ACREAGE BY PREDOMINANT POPULATION**



Source: US Census, 2019; Contra Costa County Department of Conservation and Development, 2022

## Familial Status

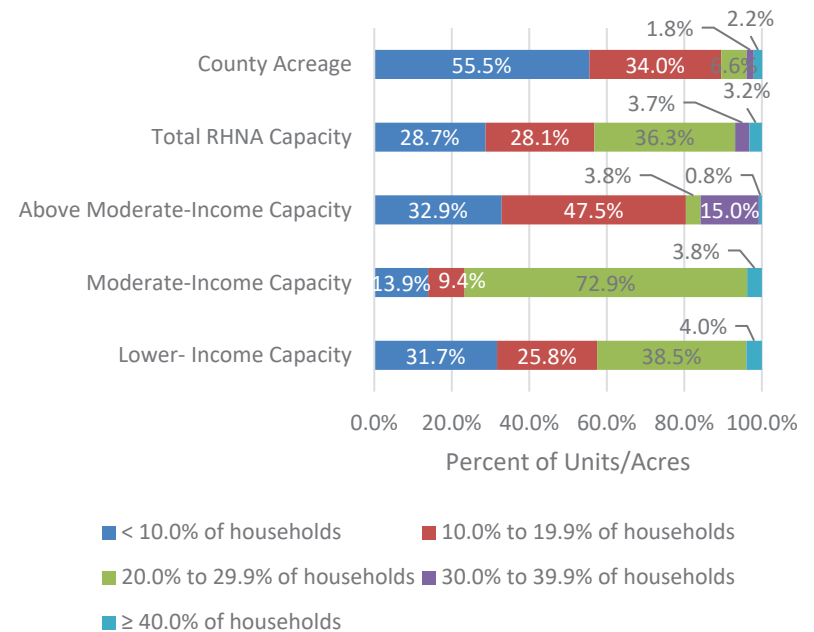
As discussed in earlier sections, there is a higher percentage of children in Contra Costa County than in the overall region. A higher rate of married couples with children households tends to correlate with suburban communities with high TCAC resource ranking. The concentration of female-headed households is highest in Rodeo/Crockett west of I-80 and in Martinez, where more than 40.0 percent of households are female, single-parent households. In these areas, approximately 19.0 percent of

households live below the poverty line. Additionally, rates above 20.0 percent of female-headed households with no husband<sup>7</sup> with children generally correlate to lower resource communities and higher rates of poverty, similar to many of the previous indicators. These areas suggest a possible concentration of female-headed households living below the poverty line and a greater need for affordable housing with an appropriate number of bedrooms.

Approximately 42.5 percent of lower-income, 76.7 percent of moderate-income, and 15.8 percent of above moderate-income capacity, for a total of 43.2 percent of the RHNA, are identified on sites with rates of single female householders with children above 20.0 percent. However, only 10.6 percent of the total unincorporated county acreage falls within this designation (Figure 6-20, Percentage of Unit Capacity and County Acreage by Female-Headed Households with Children). The integration of moderate- and above moderate-income unit capacity in these areas may help reduce the concentrations of both single female-headed households and the often associated poverty rate, as discussed previously. Most of the unincorporated area land (55.5 percent) has a rate of single female householders with children below 10.0 percent. Total RHNA capacity within these predominantly married couple household areas is 28.7 percent, meeting 31.7 percent of lower-income, 13.9 percent of moderate-income, and 32.9 percent of above moderate-income unit capacity. On approximately 34.0 percent of the land in the unincorporated areas, 10.0 to 19.9 percent of households are single female householders with children. In these areas, sites have been identified to meet 34.0 percent of the total RHNA unit

capacity, providing opportunities for 28.1 percent of above moderate-income, 9.4 percent of moderate-income, and 25.8 percent of lower-income unit capacity.

**FIGURE 6-20 PERCENTAGE OF UNIT CAPACITY AND COUNTY ACREAGE BY FEMALE-HEADED HOUSEHOLDS WITH CHILDREN**



Source: American Community Survey, 2015-2019; Contra Costa County. Department of Conservation and Development, 2022

<sup>7</sup> This terminology is directly from the Census data.



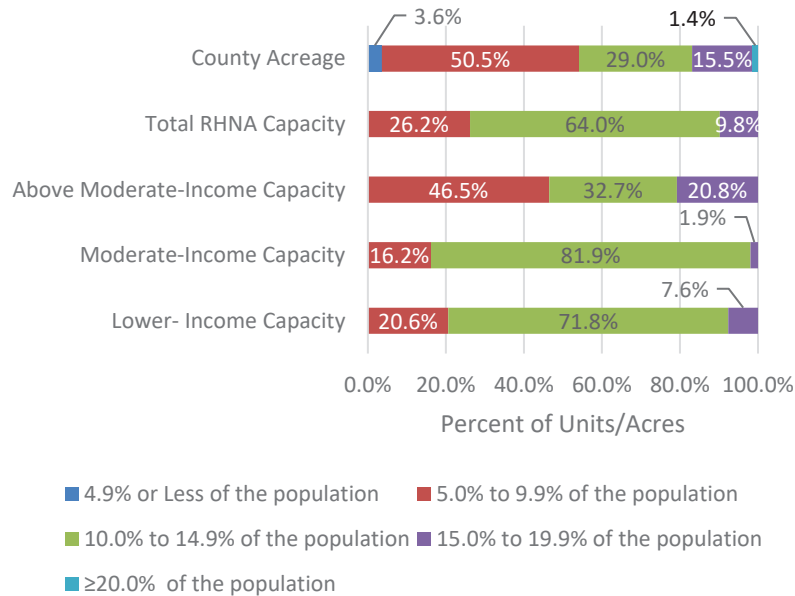
## Disability Rate

Approximately 20.0 percent of the population in the unincorporated area lives with at least one disability. Persons with disabilities are often underserved in locating housing to meet their accessibility needs and affordability range. More urbanized areas with higher density of population, often along the bay and in downtown areas, have slightly higher rates of disability possibly due to a concentration of accessible housing, proximity to transit, and the availability of medical and support resources in these areas.

As shown in Figure 6-21 (Percentage of Unit Capacity and County Acreage by Percent of Population with a Disability), approximately 29.0 percent of the land area in the unincorporated area has a population disability rate between 10.0 and 14.9 percent, and 15.5 percent of the land area has a population disability rate between 15.0 and 19.9 percent. Unincorporated communities with disability rates within this range include El Sobrante, Tara Hills, Montalvin Manor, North Richmond, East Richmond Heights, Rodeo, Crockett, Bay Point, Discovery Bay, Byron, and portions of Vine Hill and Pacheco. Only 1.4 percent of unincorporated county land has a disability rate of over 20.0 percent and no RHNA capacity has been identified within this area. Approximately 64.0 percent of the RHNA capacity is sited in areas with a 10.0 to 14.9 percent disability rate, accounting for 71.8 percent of the lower-income, and 81.9 percent of the moderate-income, yet slightly lower rates, 32.7 percent, of the above moderate-income unit capacity are indicated. An additional 7.6 percent of lower-income, 1.9 percent of moderate-income, and 20.8 percent of above moderate-income capacity, equivalent to 9.8 percent of total RHNA capacity, is sited on acreage reflecting a population with a 15.0 to 19.9 percent disability rate. Although over half of the unincorporated county acreage (54.1 percent) has a rate of

disability below 10.0 percent, 26.2 percent of the RHNA is identified within these areas, including 16.2 percent of moderate-income capacity, 46.5 percent of above moderate-income, and 20.6 percent of lower-income capacity. This rate is reported within the unincorporated communities of Alamo, Saranap, Contra Costa Centre, and portions of Vine Hill and Pacheco. The identification of units within communities with lower incidence of disabilities helps to reduce concentration of persons experiencing disabilities in other portions of the unincorporated county and provide housing mobility opportunities in areas higher access to resources and lower rates of associated poverty, potentially in mixed-use developments. The allocation of lower- and moderate-income units to meet the RHNA generally responds to the pattern of the 10.0 to 20.0 percent disability rate by acreage in the unincorporated areas, with the intent of meeting needs where residents are located to reduce displacement risk from their communities. Further, the sites to meet the allocation are near the incorporated jurisdictions, thus facilitating improved access to transit, the interstate system, medical services, and amenities for persons with disabilities.

**FIGURE 6-21 PERCENTAGE OF UNIT CAPACITY AND COUNTY ACREAGE BY PERCENTAGE OF POPULATION WITH A DISABILITY**



Source: American Community Survey 2015-2019; Contra Costa County. Department of Conservation and Development, 2022

## Potential Effects on Access to Opportunity

### Employment Opportunities

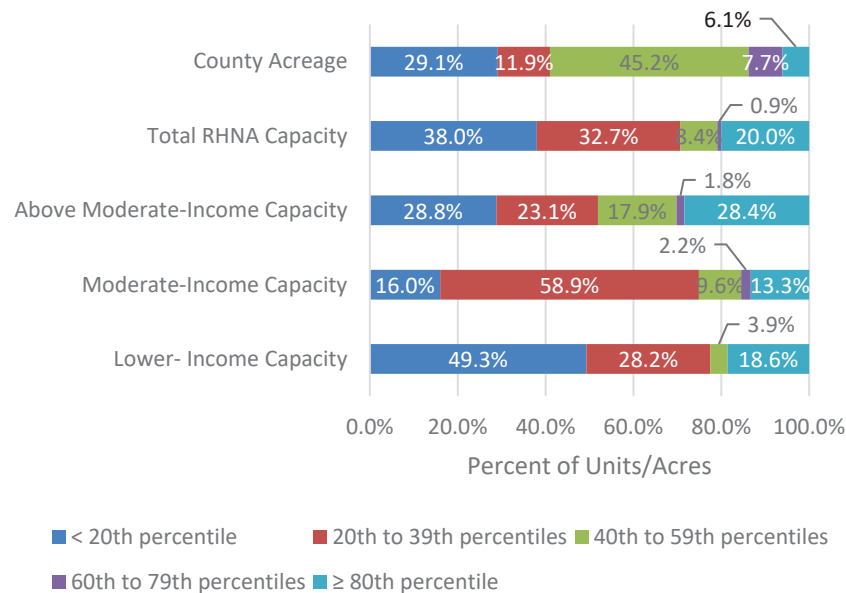
As discussed in earlier sections, HUD’s jobs proximity index indicates that the census tracts closest to employment opportunities are in the central portion of the county (see Figure 6-7). The communities with the furthest proximity to jobs (an index score below the 20th percentile), comprising 29.1 percent of total county acreage, are located in the northwest and northeast portions of the county, including Bay Point, West Pittsburg, and areas east and south of Antioch to the county line, as well as Discovery Bay. Except for Discovery Bay, these communities generally have higher concentrations of non-White residents than central and southern portions of the county. While there are jobs available in these areas, there are few large employers given the density of population, which may require residents to commute to other areas of the county or into the greater Bay Area for employment.

As presented by Figure 6-22 (Percentage of Unit Capacity and County Acreage by Jobs Proximity Index Score), 45.2 percent of the total RHNA capacity is identified in the areas discussed above, accounting for 49.3 percent of the lower-income, 16.0 percent of the moderate-income, and 28.8 percent of the above moderate-income capacity. These sites are primarily within Discovery Bay and Bay Point. Communities with Jobs Proximity Index scores within the 20 to 39th percentile range include North Richmond, El Sobrante, Montalvin Manor, Tara Hills, and Rodeo. Approximately 32.7 percent of RHNA capacity is identified in these areas, with potential capacity for 28.2 percent of lower-income units, 58.9 percent of the moderate-income units, and 23.1 percent of above moderate-income units. Although the greatest portion (45.2 percent) of the unincorporated county is within




the 40th to 59th percentile range, a comparatively small percentage of the total RHNA unit capacity (8.4 percent) is identified within this percentile, including 3.0 percent of lower-income unit capacity, 9.6 percent of moderate-income unit capacity, and a slightly higher proportion of above moderate-income unit capacity, 17.9 percent. Approximately 20.9 percent of the units (15.5 percent moderate-income, 30.2 percent above moderate-income, and 22.5 percent lower-income) are anticipated in areas with scores at or above the 60th percentile, higher than the unincorporated county acreage of 13.7 percent.

**FIGURE 6-22 PERCENTAGE OF UNIT CAPACITY AND COUNTY ACREAGE BY JOBS PROXIMITY INDEX SCORE**



While a greater share of lower- and moderate-income units are projected in areas scoring below the 39th percentile, additional strategies included in this Housing Element, such as HE-P2.2 (encourage and provide incentives for the production of housing near public transportation and services) and HE-A5.4 (making additional mixed-use sites available for residential development housing in close proximity to key services such as transportation, and continue to encourage mixed-use development where appropriate by offering flexible development standards), will ensure improved mobility opportunities for all residents. Additionally, the incorporation of units at all income levels as mixed-use infill and redevelopment of underutilized sites, including school and church sites, many of which are serviced by public transit routes, BART stations, and the interstate system, will aid in improving access to employment opportunity, providing close proximity to transit for occupants of these units. This distribution improves access to mixed-income communities and increases mobility opportunities in higher-resource areas, particularly within Discovery Bay and Alamo. Additionally, many of the sites identified in the inventory are currently underutilized, which may indicate that the area is not built out to its fullest potential for office, service, or commercial uses for a greater supply of jobs or residential uses for improved access to nearby job opportunities. Additionally, many of the identified sites will be developed as mixed-use, contributing to revitalization of commercial areas and providing improved accessibility to employment opportunities. When considering where to locate future housing for all income levels, particularly lower-income units, the western portion of the county and sites in the vicinity of I-680 offer the most convenient access to jobs and transit to other parts of the Bay Area. Further, construction of these sites will help improve the jobs-housing ratio with residential development in and near commercial and transit corridors as well as mixed-use development, thus improving job proximity for current and future residents of Contra Costa

Source: HUD, 2020; Contra Costa County Department of Conservation and Development, 2022



County. To further promote these programs and services and improve access to employment opportunities for lower-income and non-White residents, particularly in areas identified as having more limited access, the County has included Action HE-A7.1 to promote services provided by the Workforce Development Board and facilitates improved access to these services in communities of need.

### **Educational Opportunities**

Areas in central Contra Costa County with greater affluence have higher school proficiency and, in turn, areas with lower median incomes (typically the coastal communities) have lower school proficiency index scores, higher rates of chronic absenteeism, and higher rates of socially disadvantaged students. In western and northern county communities, schools are typically lower performing than in central and southern areas of the county. When race and ethnicity are overlaid with lower school proficiency, analysis found that lower-income households and more highly diverse populations are concentrated in neighborhoods with low school proficiency scores, and more limited access to resources, as indicated by the correlation between performance standards, chronic absenteeism, and socially disadvantaged students with income.

As shown in Figure 6-22 (Percentage of Unit Capacity and County Acreage by Education Domain Score), approximately 3.8 percent of the unincorporated county's total capacity to meet the RHNA is on sites in areas that score above the 75th percentile in the expected educational outcome, although 40.9 percent of the unincorporated county's land falls into this category. Approximately 79.4 percent of lower-income units, 83.9 percent of moderate-income units, and 59.4 percent of above moderate-income units meeting 75.3 percent of the total RHNA capacity, are identified in areas with

standardized test scores below the Education Domain 50th percentile score. While this generally includes areas with the highest concentration of socioeconomically disadvantaged students, including Bay Point, El Sobrante, Montalvin Manor, Vine Hill, and Pacheco, the integration of moderate- and above moderate-income unit capacity in these areas may have the potential to improve the educational outcomes. While the sites inventory does not necessarily locate units, at all incomes, near high-performing schools, the County has included the following actions to improve school quality near housing:

- HE-A2.5: Promote ADU construction in high resource areas to create housing mobility opportunities.
- HE-A7.1: Work with school districts to develop strategies to improve access to high-performing schools, and work with the Housing Authority to encourage landlords throughout the county, but particularly in high resource areas where there are high performing schools, to advertise their units for voucher holders.

Additionally, the identification of new affordable opportunities in areas with high rates of poverty, as well as within higher performing moderate and higher scoring communities including Contra Costa Centre, Discovery Bay, and Alamo may also provide stabilized home environments for students to help reduce pressure at school and improve educational opportunities for all students.

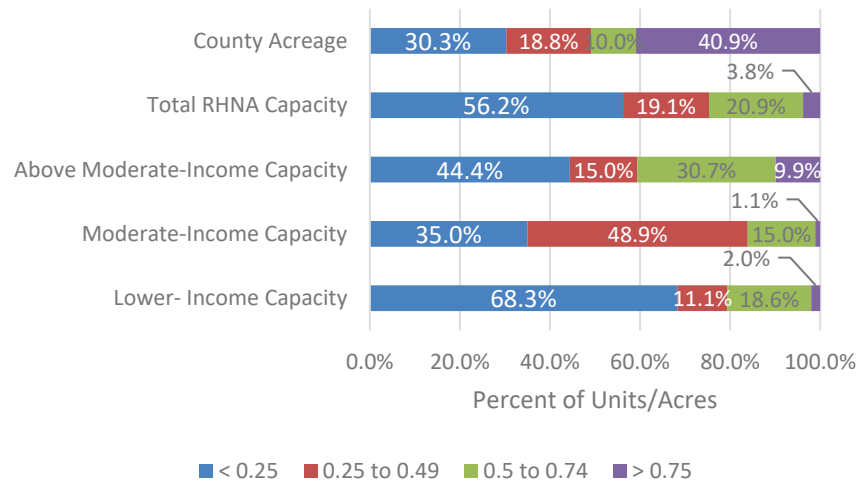
It is important to note here that lower standardized test scores do not indicate limited educational opportunities as much as they indicate lower access to those opportunities than students in wealthier neighborhoods have had. To ensure that development of these units does not concentrate lower-income households in certain neighborhoods and instead more evenly





distributes socioeconomic diversity across the county, the Housing Element includes a set of housing programs to increase housing opportunity for extremely low-income households, including Action HE-A7.1 to expand Housing Choice Voucher usage throughout the county and encourage affordable housing in high resource areas.

**FIGURE 6-23 PERCENTAGE OF UNIT CAPACITY AND COUNTY ACREAGE BY EDUCATIONAL DOMAIN SCORE**



Source: TCAC/HCD, 2021; Contra Costa County Department of Conservation and Development, 2022

## Environmental Health

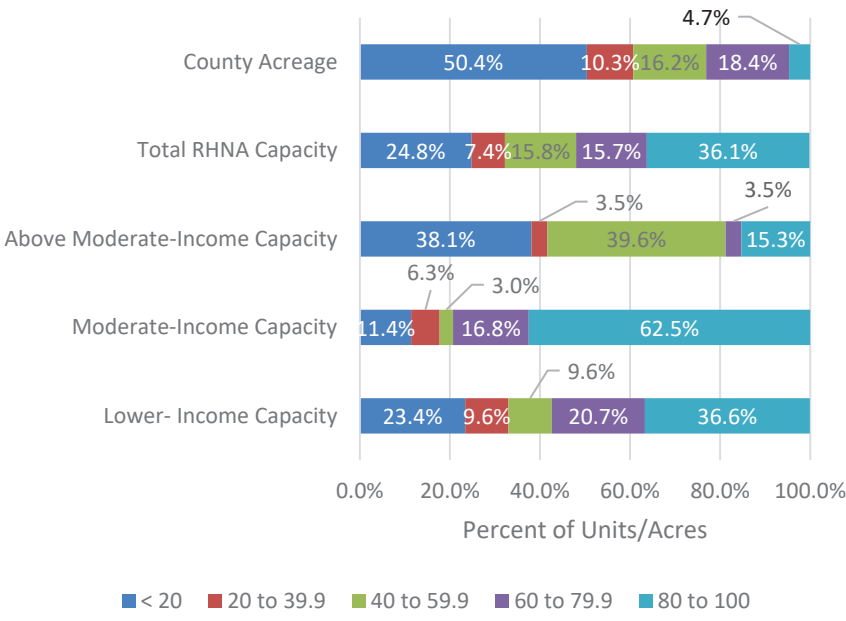
Under SB 535, the communities of Bay Point, Rodeo, Crockett, Montalvin Manor, and Bayview are considered disadvantaged due to exposure to environmental contaminants. These communities are also considered

disadvantaged under SB 1000 as well as Tara Hills, Vine Hill, and Mountain View, which scores areas under eight exposure risks (SB 535), in addition to considering historic discrimination, negligence, and political and economic disempowerment that often result in a disproportionate burden of pollution and health impacts in these communities. Each of the disadvantaged communities has its roots in heavy industrial and manufacturing uses given their locations along railway tracks and near ports for shipment of raw materials and products and, later, their proximity to freeways. The combined impact of these factors has led to pollution and unhealthy environmental conditions for residents, resulting in a persistent fair housing issue of concentrating lower-income and non-White households in areas of poor environmental quality. Approximately 23.1 percent of the acreage in the unincorporated county scores above the 60th percentile score.

As a result, approximately 51.8 percent of the sites inventory capacity is in neighborhoods scoring in the 60th percentile and above. Approximately 36.1 percent of the total unit capacity is identified in highly environmentally impacted communities, including North Richmond and Rodeo, which are considered Environmental Justice Communities (Impacted Communities). These are near highly industrialized areas, which may have resulted in poor environmental conditions, though the areas are otherwise prime for redevelopment with a large portion of the sites owned by the Housing Authority and near transit and job opportunities. Redevelopment and revitalization of these portions of the unincorporated county is expected to improve the environmental health of neighborhoods. Investment in this area through redevelopment efforts will facilitate place-based revitalization and will increase the supply of affordable housing in an area susceptible to displacement due to housing costs while also encouraging income integration in new development, with 18.8 percent of above moderate-

income and 79.3 percent of moderate-income units also located in environmentally challenged areas. Conversely, 32.2 percent of the RHNA, including 33.0 percent of lower-income, 17.7 percent of moderate-income, and 41.6 percent of above moderate-income capacity is anticipated to occur on sites with CalEnviroScreen scores below the 40th percentile, particularly in the Discovery Bay, East Richmond Heights, portions of El Sobrante and Alamo communities, therefore promoting housing mobility to environmentally healthy areas.

**FIGURE 6-23 PERCENTAGE OF UNIT CAPACITY AND COUNTY ACREAGE BY CALENVIROSCREEN SCORE**



Source: OEHHA, CalEPA, CalEnviroScreen 2021; Contra Costa County Department of Conservation and Development, 2022

## Potential Effects on Displacement Risk

### Overcrowding

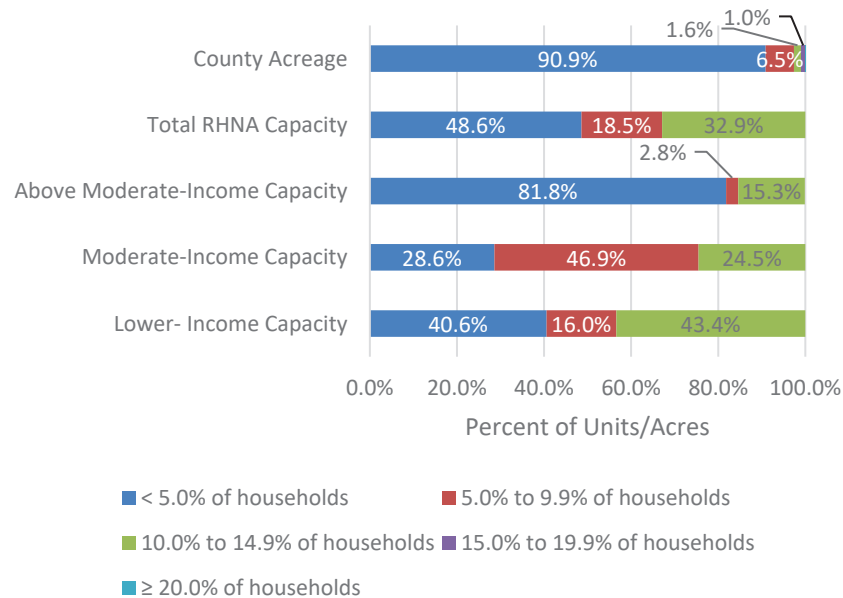
As discussed previously, overcrowding is not a significant problem in most of the Unincorporated Areas, although the increased rate of overcrowding seen in the western portion of the county reflects the experience reported by members of the public during the outreach process. Participants expressed that high housing costs and difficulties in securing housing with a poor rental history can present a barrier to securing housing at an affordable price that meets the needs of the household.

Only 2.6 percent of the total unincorporated county acreage has a rate of overcrowding over 10.0 percent of households, in areas in the North Richmond, Montalvin Manor, Bayview, and Bay Point communities. It is likely that the rates of overcrowding by tenure in these communities follow the patterns of the overall unincorporated county and have higher rates of renter overcrowding than owner. However, approximately 43.4 percent of lower-income units, 24.5 percent of moderate-income units, and 15.3 percent of above moderate-income units, for 32.9 percent of the total RHNA capacity, are identified in these communities with higher rates of overcrowding to help to alleviate this issue by increasing the housing supply for a range of households. A significant portion of the total lower-income capacity (40.6 percent), and 28.6 percent of the moderate-income capacity, as well as 81.8 percent of the above moderate-income units are sited in areas with less than 5.0 percent overcrowding, accounting for 48.6 percent of total RHNA capacity. The remainder of the RHNA capacity (18.5 percent), including 46.9 percent of the moderate-income unit capacity, is anticipated in areas with incidence of overcrowding between 5.0 and 9.9 percent. This



will facilitate housing mobility opportunities in areas of the unincorporated county with lower overcrowding rates near services and resources adjacent to incorporated areas. Additionally, the sites will ease pressure on the housing stock, thus potentially reducing displacement risk and overcrowding, as more units become available.

**FIGURE 6-25 PERCENTAGE OF UNIT CAPACITY AND COUNTY ACREAGE BY PERCENTAGE OF OVERCROWDED HOUSEHOLDS**



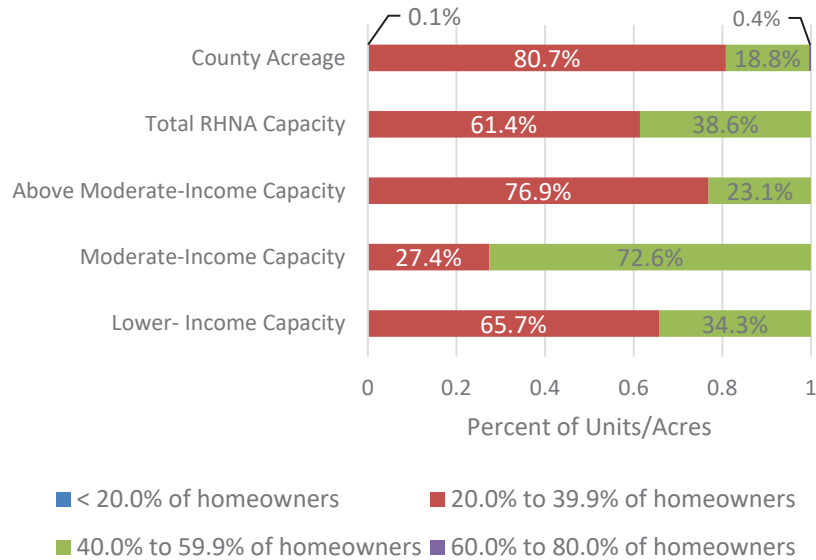
Source: California Health and Human Services (CHHS), 2020 Contra Costa County Department of Conservation and Development, 2022

## Cost Burden

As discussed previously, in unincorporated Contra Costa County, 23.7 percent of renters and 16.8 percent of owners are cost burdened, while 21.6 percent of renters and 12.0 percent of owners are severely cost burdened (Table 6-35). Generally, communities of color households experience higher rates of cost burden than White and Asian households, and renters experience higher rates overall than owners.

While 80.7 percent of the total acreage in unincorporated county has relatively low rates of homeowner overpayment, below 40.0 percent, 61.4 percent of the RHNA capacity is anticipated in areas of low to moderate homeowner overpayment, including 65.7 percent of lower-income, 27.4 percent of moderate-income, and 76.9 percent of above moderate-income units, the remainder of RHNA capacity is anticipated to occur on sites with moderately high homeowner overpayment between 40.0 and 59.9 percent. Although comprising 18.8 percent of total unincorporated county acreage, 34.3 percent of lower-income and 72.6 percent of moderate-income units are anticipated in higher homeowner overpayment communities of North Richmond, El Sobrante, Montalvin Manor, Tara Hills, Bay Point, West Pittsburg, and along I-680. An increase in the supply of lower- and moderate-income units in those areas impacted by overpayment will help to alleviate conditions that contribute to overpayment by reducing the gap between supply and demand for these housing types and further promoting housing mobility opportunities. Additionally, integration of above moderate-income units in these communities with higher homeowner overpayment may facilitate reduction of the concentration of cost burdened homeowners in these communities.

**FIGURE 6-26 PERCENTAGE OF UNIT CAPACITY AND COUNTY ACREAGE BY PERCENTAGE OF HOMEOWNERS OVERPAYING FOR HOUSING**



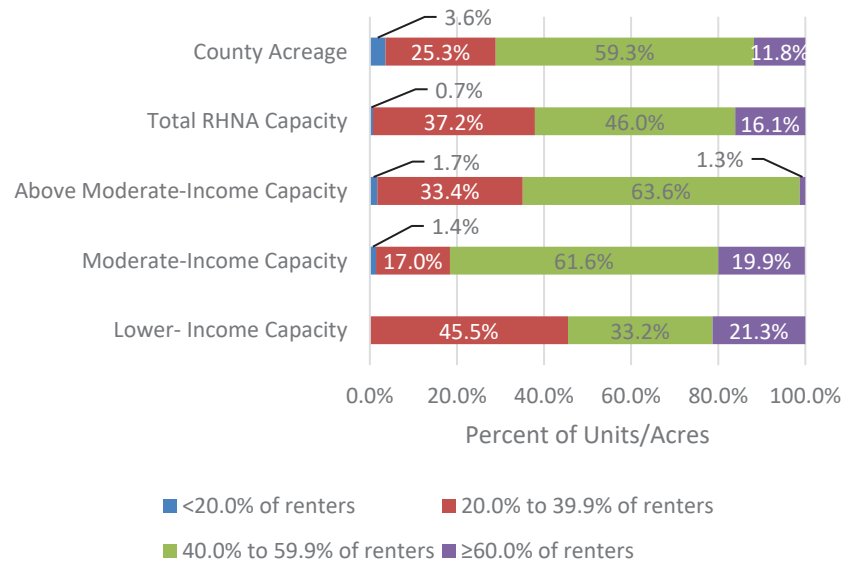
Source: ACS 2015-2019; Contra Costa County Department of Conservation and Development, 2022

In contrast, although 28.9 percent of the unincorporated county acreage has low to moderate renter overpayment rates (less than 40.0 percent), 37.9 percent of the RHNA capacity is anticipated in these areas including 45.5 percent of lower-income, 18.4 percent of moderate-income, and 35.1 percent of above moderate-income units. The remainder of the RHNA capacity is anticipated to occur on sites with moderately high renter overpayment between 40.0 and 59.9 percent (46.0 percent of total RHNA capacity) and high renter overpayment above 60.0 percent (16.1 percent of total RHNA capacity).

Communities experiencing 40.0 to 59.9 percent renter overpayment rates, comprising 59.3 percent of unincorporated county acreage, including portions of El Sobrante, Discovery Bay and Rodeo, East Richmond Heights, Montalvin Manor, Tara Hills, Vine Hill, and Pacheco are anticipated to accommodate the largest proportion of moderate- and above moderate-income unit capacity, 61.6 percent and 63.6 percent respectively, as well as 33.2 percent of lower-income unit capacity. Comprising 11.8 percent of total unincorporated county acreage, 21.3 percent of lower-income and 19.9 percent of moderate-income units are anticipated in the higher renter overpayment communities of North Richmond and Bay Point, many of which are anticipated on the properties owned by the Contra Costa Housing Authority, in contrast to 1.3 percent of the above moderate-income unit capacity identified on sites within the high renter overpayment communities. However, the benefit of locating lower-income housing in these areas is that it will help reduce displacement risk for households experiencing overpayment by providing affordable housing where there is the greatest demand for these options. Typically, above moderate-income rental units are unaffordable to cost-burdened renter households, while lower- and moderate-income housing units can help alleviate overpayment. Therefore, sites for new units have been identified across a range of overpayment rates for both owners and renters with the intent of increasing the supply of affordable housing for all income categories, thus reducing the risk of displacement due to overpayment for all Contra Costa County residents.



**FIGURE 6-27 PERCENTAGE OF UNIT CAPACITY AND COUNTY ACREAGE BY PERCENTAGE OF RENTERS OVERPAYING FOR HOUSING**



Source: ACS 2015-2019; Contra Costa County Department of Conservation and Development, 2022

## 5. Contributing Factors

Through discussions with stakeholders, fair housing advocates, and this assessment of fair housing issues, the County identified factors that contribute to fair housing issues in Contra Costa County, as shown in Table 6-38. While there are several strategies identified to address the fair housing issues, the most pressing issues are the disproportionate housing need and access to opportunities between the communities in unincorporated western and northern Contra Costa County and central, southern, and

eastern portions of the county. In the western and northern areas, there are concentrations of poverty, fewer homeownership opportunities, greater overcrowding, and more limited access to employment and education. As such, identifying mechanisms to promote housing mobility to central, eastern, and southern Contra Costa County as well as facilitating place-based revitalization in western and northern areas are key to affirmatively furthering fair housing in Contra Costa County. Prioritized contributing factors are **bolded** in Table 6-38 and associated actions to meaningfully affirmatively further fair housing related to these factors are ***bold and italicized***.

**TABLE 6-38 FACTORS THAT CONTRIBUTE TO FAIR HOUSING ISSUES**

AFH Identified Issues	Contributing Factors	Meaningful Programs
<p>Concentration of affluence in the central and eastern portions of the County, resulting in potential areas of exclusion (possible RCAAs)</p>	<p><b>Lower-density development leading to typically higher home values</b></p> <p>Lack of Public Housing and shortage of affordable housing options in general</p>	<p>HE-A2.1 Provide funding for affordable housing development.</p> <p>HE-A3.4 Prioritize funding for affordable housing providers for acquisition and rehabilitation of rental housing.</p> <p><i>HE-A2.5 Promote ADU construction in high resource areas/areas of concentrated affluence.</i></p> <p><i>HE-A5.1 Increase the supply of land zoned for high-density housing.</i></p> <p>HE-A5.5 Facilitate lot consolidation for multi-family development.</p> <p><i>HE-A6.1 Encourage updates to zoning to support very high density development.</i></p>
<p>Concentration of lower-income households in the western and northern portions of the County (i.e. North Richmond, Montalvin Manor, Tara Hills, Bayview, Rodeo, Bay Point)</p>	<p><b>Higher-density housing</b></p> <p><b>History of industrial uses influencing development patterns and conditions</b></p> <p>Higher rates of families with children in central and eastern areas</p> <p>Lower labor force participation in western communities</p>	<p>HE-A2.4 Prioritize funding for affordable housing providers for acquisition and rehabilitation of rental housing.</p> <p>HE-A5.5 Encourage infill development through lot consolidation for both single-family and multi-family development.</p> <p><i>HE-A7.1 Promote services and programs to assist persons secure employment.</i></p> <p>HE-A7.1 Review the Zoning Ordinance to ensure there are no constraints on locating childcare near employment centers.</p>
<p>Displacement risk due to housing costs, particularly in western and northern communities</p>	<p>Concentrations of lower-income households</p> <p><b>Rapidly increasing housing costs paired with a shortage of affordable units</b></p> <p>Rise in housing costs outpacing wage increases</p> <p><b>New development has largely been above moderate-income single-family homes, or similar.</b></p>	<p><i>HE-A2.3 Increase the supply of affordable housing through implementation of the Inclusionary Housing Ordinance.</i></p> <p><i>HE-A2.4 Prioritize funding for affordable housing providers for acquisition and rehabilitation of rental housing to preserve units, including in high resource areas.</i></p> <p>HE-A2.5 Promote ADU construction in high resource areas.</p> <p>HE-A4.1 Promote the availability of programs that facilitate homeownership opportunities, including assistance for first-time homebuyers.</p> <p>HE-A5.6 Encourage infill development through lot consolidation for both single-family and multi-family development.</p> <p><i>HE-A7.2 Prioritize projects that will not involve permanent relocation of residents, offer first right to return if temporary relocation is unavoidable.</i></p>



AFH Identified Issues	Contributing Factors	Meaningful Programs
<p>Displacement risk due to overcrowding in North Richmond and Bay Point</p>	<p>Rapid drop in vacancy rates since 2010 leaving fewer housing options.</p> <p><b>Rapidly increasing housing costs paired with a shortage of affordable units</b></p>	<p><i>HE-A2.2 Pursue affordable housing development on County-owned land in North Richmond, Bay Point, and Rodeo.</i></p> <p><i>HE-A2.3 Provide incentives for developers subject to IHO who provide affordable units with three or more bedrooms in areas of concentrated overcrowding.</i></p> <p>HE-A2.4 Prioritize funding for affordable housing providers for acquisition and rehabilitation of rental housing.</p> <p>HE-A7.2 Prioritize projects that will not involve permanent relocation of residents, offer first right to return if temporary relocation is unavoidable.</p>
<p>Disproportionate access to high performing schools</p>	<p><b>Lower school performance schools in neighborhoods with lower median income and/or concentrations of Hispanic and non-Hispanic Black residents.</b></p> <p>Higher rates of absenteeism in schools in disadvantaged communities.</p>	<p><i>HE-A2.5 Promote ADU construction in high resource areas to create housing mobility opportunities.</i></p> <p><i>HE-A7.1 Work with school districts to develop strategies to improve access to high performing schools.</i></p> <p>HE-A7.1 Work with the Housing Authority to encourage landlords throughout the County, particularly in high resource areas, to advertise their units for voucher holders.</p>
<p>Disadvantaged community designations for 8 communities in western and northern areas</p>	<p><b>Exposure to pollutants resulting from industrial uses, vehicle traffic, and water contamination</b></p> <p><b>Historic patterns of discrimination and pollution from industrial uses</b></p> <p>High-density residential areas with slightly more affordable options than other areas in the county</p>	<p><i>HE-A2.3 Increase the supply of affordable housing throughout the County through implementation of the Inclusionary Housing Ordinance.</i></p> <p><i>HE-A2.4 Prioritize funding for affordable housing providers for acquisition and rehabilitation of rental housing to preserve units, facilitate place-based revitalization and increase mobility options.</i></p> <p>HE-A2.5 Promote ADU construction in high resource areas to create housing mobility opportunities.</p>





## 6.3 Housing Constraints

The provision of adequate and affordable housing opportunities is an important goal of the County. However, a variety of factors can constrain the development, maintenance, and improvement of housing. These include development costs, government constraints, lack of infrastructure, and environmental issues. This section addresses these potential constraints that affect the supply of housing in the unincorporated areas of Contra Costa County.

In evaluating the residential growth potential based on the development of vacant and underutilized sites in the unincorporated areas, the County has undertaken a parcel-by-parcel review of the available sites within the Urban Limit Line (ULL). Realistic development potential is assessed, considering the market trends, development standards, environmental constraints, and infrastructure and public facility/service constraints discussed in this section. The residential development potential is presented in Section 4 of this Housing Element.

### A. MARKET CONSTRAINTS

Land costs, construction costs, and market financing contribute to the cost of housing development, and can potentially hinder the production of new housing. Although many constraints are driven by market conditions, jurisdictions have some leverage in instituting policies and programs to address such constraints. The section analyzes these market constraints as well as the activities that the County undertakes to mitigate their effects.

### 1. Development Costs

Construction costs vary widely according to the type of development, with multi-family housing generally less expensive per unit to construct than single-family homes. However, wide variation within each construction type exists depending on the size of the unit and the number and quality of amenities provided.

In addition to construction, the price of land is also one of the largest components of housing development costs. Land costs may vary depending on where the site is in the county (Central County is significantly more expensive than portions of East and West County), and whether the site is vacant or has an existing use that must be removed. Similarly, site constraints, such as environmental issues (i.e., steep slopes, soil stability, seismic hazards, or flooding) can also be a major factor in the cost of land. A survey of sales price listings of vacant lots in unincorporated communities across the county in November 2021 finds that most lots for sale tend to be smaller. Although the largest vacant lot for sale was more than 37 acres in size, the median vacant lot was 0.64 acres. The survey also shows that vacant lots can vary in affordability from \$50,000 to \$2,499,888, though the median vacant lot in the county costs \$395,000, which is lower than most home sales prices as determined by the home sales price listing survey in the Housing Needs Assessment section. However, due to the small size of most vacant lots surveyed, acreage tends to be expensive, with the median dollar per acre amount equaling \$1,080,992.65. The most expensive vacant lots were in the Central sub-region of the county, with all but one sales price listings for vacant lots with a price of at least \$1 million. Sales price listings for vacant lots in the Western and Eastern sub-regions ranged from \$50,000 to \$1.9 million and \$135,000 to \$650,000, respectively.



Based on pro forma work detailing construction costs of two recent multi-family developments, the average cost to construct an apartment unit in the unincorporated areas is approximately \$526,797 (including the cost of land and impact fees). The more costly development was Galindo in the Central sub-region, which cost \$1,008,601 per unit, while some portions of the Legacy development in the West sub-region cost less, at \$571,788 per unit. Single-family home construction costs can be less than multi-family development. However, land costs and other charges can off-set those costs and result in higher costs overall. The estimated average development cost of a two-story single-family home consisting of 2,000 square feet in Contra Costa County would cost an approximate \$427,205 total, or approximately \$213.60 per square foot. The cost will vary significantly depending on the quality of materials used, the size of the unit and lot, the location, and the number and quality of amenities provided.

A reduction in amenities and the quality of building materials (above a minimum acceptability for health, safety, and adequate performance) could result in lower prices. In addition, prefabricated factory-built housing may provide lower-priced housing by reducing construction and labor costs. Another factor related to construction costs is the number of units built simultaneously. As the number increases, costs generally decrease as builders benefit from economies of scale.

Another key component is the price of raw land and any necessary improvements. The high demand for residential development keeps land cost relatively high throughout the Bay Area. In the unincorporated areas, residential land costs vary depending on the site and the area. In addition, in-fill development, which is the current regional priority, is more expensive than “green field” development. Many in-fill parcels have existing structures and/or contaminated conditions. Aging infrastructure may require

replacement. These factors increase the cost of development. The County owns former redevelopment agency residential parcels in the unincorporated communities of Bay Point, Rodeo, and North Richmond. All sites will be developed with affordable housing.


## 2. Home Financing

The availability of financing affects a person’s ability to purchase or improve a home. Currently, lending standards are recovering from the COVID-19 pandemic and associated economic slowdown, which caused the average mortgage rate for a 30-year fixed-rate mortgage to fall to 2.68 percent by December 2020 from the previous rate of 3.7 percent reported in January 2020. Rates are now trending upwards but are still below where they were in recent years. Table 6-38 reports the varying mortgage and refinance rates for homebuyers as of November 2021.

**TABLE 6-38 INTEREST RATES – NOVEMBER 2021**

Product	Interest Rate	APR
<b>Conforming and FHA Loans</b>		
30-Year Fixed Rate	5.375%	5.557%
30-Year Fixed-Rate VA	4.750%	5.078%
15-Year Fixed Rate	4.750%	5.017%
<b>Jumbo Loans</b>		
30-Year Fixed-Rate Jumbo	4.750%	4.855%
15-Year Fixed-Rate Jumbo	4.500%	4.701%

Source: Wells Fargo – Current Mortgage and Refinance Rates (accessed: August 26, 2022): <https://www.wellsfargo.com/mortgage/rates/?linkLoc=fn>



Specific housing programs such as first-time homebuyer programs or other mortgage assistance programs can be a useful tool providing help with down payment and closing costs, which are often significant obstacles to home ownership for lower-income and minority groups.

## B. GOVERNMENTAL CONSTRAINTS

Local policies and regulations can impact the price and availability of housing and, in particular, the provision of affordable housing. Land use controls, site improvement requirements, fees and exactions, permit processing procedures, and other factors may constrain the maintenance, development, and improvement of housing. This section discusses potential governmental constraints as well as policies that encourage housing development in the unincorporated areas of Contra Costa County.

### 1. Land Use Controls

The Land Use Element of the Contra Costa County General Plan sets forth the policies for guiding development. These policies, together with existing zoning regulations, establish the amount and distribution of land allocated for different uses within the unincorporated areas of the county. As described in Table 6-39, the General Plan has four residential designations for single-family dwellings and seven for multi-family uses, permitting varying density for rural and urban residential uses. The County is currently undertaking “Envision Contra Costa 2040,” an effort to update the entire

General Plan, including the Land Use Element and its Land Use Map. The General Plan update will effectively establish the land use and housing development patterns across the County’s unincorporated areas for the next two decades. The State of California requires that the County update its Housing Element every eight years on established cycles so the Housing Element, once adopted, will only be effective until 2031. This Housing Element reports the land use controls in effect in the current Contra Costa County General Plan (adopted 2005).

### Residential Development Standards

The County regulates the type, location, density, and scale of residential development primarily through the Zoning Code. Zoning regulations are designed to protect and promote the health, safety, and general welfare of residents as well as implement the policies of the County’s General Plan. The Zoning Code also serves to preserve the character and integrity of existing neighborhoods. The County maintains the current Zoning Code with zoning and development standards along with current fees on the County website.



**TABLE 6-39 RESIDENTIAL LAND USE CATEGORIES**

General Plan Land Use Designation	Single-Family Residential	Multiple-Family Residential	Single-Family Residential	Multiple-Family Residential	Single-Family Residential	Multiple-Family Residential	Single-Family Residential	Multiple-Family Residential	Single-Family Residential	Multiple-Family Residential	Single-Family Residential	Multiple-Family Residential
	Very Low (SV)	Low (SL)	Very Low (SV)	Low (SL)	Very Low (SV)	Low (SL)	Very Low (SV)	Low (SL)	Very Low (SV)	Low (SL)	Very Low (SV)	Low (SL)
Consistent Zoning District(s)	R-40, R-65, R-100	R-15, R-20,	R-10, R-12,	R-6, R-7, D-1	Undefined	R-6, D-1, T-1, M-6, M-9	T-1, M-9, M-12, M-17	M-17, M-29	M-29	P-1	P-1	T-1
Possible Zoning District(s)	P-1, A Districts	P-1, A Districts	P-1, A Districts	P-1, A Districts	N/A	P-1	P-1	P-1	P-1			P-1
Density	0.2 – 0.9	1.0 – 2.9	3.0 – 4.9	5.0 – 7.2	0.2	7.3 – 11.9	12.0 – 21.9	22.0 – 29.9	30.0 – 44.9	45.0 – 99.9	N/A	1.0 – 12.0
Residential Type(s)	Detached single-family homes consistent with rural lifestyle	Detached single-family homes on large lots	Detached single-family homes on moderate-sized lots	Detached single-family homes and duplexes on smaller lots	Detached single-family homes with densities as defined in the SV, SL, or SM designations per density bonus program allowances.	Single- or two-story duplexes, condos, town houses, mobile home parks,	Denser and larger-size residential uses as in the ML designation.	Multi-story residential uses as defined in the ML designation.	Multi-story apt. and condo complexes with smaller units	Multi-story apartment and condo complexes with smaller units with very high density	Senior housing with shared facilities	Mobile homes

- Notes:
1. Residential land uses may sometimes occur at densities lower than the allowed.
  2. The zoning districts listed in this column could be found consistent with the General Plan designation under certain circumstances depending upon the specific use that is proposed.
  3. Density increases available through participation in bonus programs described in the Contra Costa General Plan Land Use Element pg. 3-22 (2005).

Source: Contra Costa County General Plan, Land Use Element, 2005-2020.



Table 6-40 summarizes the most pertinent residential standards for single-family, while Table 6-41 summarizes residential multi-family housing standards, including those for mobile homes and mobile home parks. In each table, zone districts are grouped by the General Plan land use category in which they are permitted (i.e., Very Low, Low, Medium, and High). Note that there are not minimum open space standards in residential zones so that standard has not been included in the table.

**TABLE 6-40 SINGLE-FAMILY RESIDENTIAL DEVELOPMENT STANDARDS**

Development Standard	General Plan Land Use Category and Zone District									
	Very Low			Low		Medium		High		
	R-100	R-65	R-40 <sup>1</sup>	R-20	R-15 <sup>1</sup>	R-12	R-10 <sup>1</sup>	R-7	R-6	P-1
Max. Density (du/ac)	0.4	0.67	1.1	2.2	2.9	3.6	4.4	6.2	7.2	Varies based on proposed project
Min. Lot Area (sq. ft.)	100,000	65,000	40,000	20,000	15,000	12,000	10,000	7,000	6,000	Varies based on proposed project
Min. Lot Size (ft.)	200 x 200	140 x 140	140 x 140	120 x 120	100 x 100	100 x 100	80 x 90	70 x 90	60 x 90	Varies based on proposed project
Front Yard (ft.)	30	25	25	25	20	20	20	20	20	Varies based on proposed project
Side Yard (ft.)	30	20	20	15	10	10	10	5	5	Varies based on proposed project
Aggregate Side Yard	60	40	40	35	25	25	20	15	15	Varies based on proposed project
Rear Yard (ft.)	30	15	15	15	15	15	15	15	15	Varies based on proposed project
Max. Bldg. Ht. (stories)	2.5 35 ft.	2.5 35 ft.	2.5 35 ft.	2.5 35 ft.	2.5 35 ft.	2.5 35 ft.	2.5 35 ft.	2.5 35 ft.	2.5 35 ft.	Varies based on proposed project
Parking Req. (space/unit)	2	2	2	2	2	2	2	2	2	Varies based on proposed project

Notes:  
 1. The Land Use Element indicates that this zoning district is consistent with two General Plan land use designations.  
 Source: Contra Costa County Zoning Code, November 2021.



## Single-Family Residential Development Standards

Given the diversity of residential areas in the county, the minimum lot size for single-family homes ranges from 6,000 to 100,000 square feet, translating to densities of seven dwelling units per acre (du/ac) down to less than one du/ac. The maximum height limit for single-family homes is two and a half stories (or 35 feet in height), while setbacks vary by lot size.

The D-1 zone permits two-family or duplex units such as townhomes to be located on an 8,000-square-foot parcel, while the R-6 zone permits more than one detached dwelling on a parcel so long as the lot size does not exceed 6,000 square feet per dwelling unit.

## Multi-family Residential Development Standards

Multi-family units are permitted in all M zones, providing densities ranging from 6 to 29 du/ac. Mobile homes and mobile home parks are permitted in T-1 zones. In addition, the lower-density multi-family zones permit the development of single-family units. This often results in the development of detached single-family homes on small lots (3,000 – 4,000 sq. ft.). The D-1 zone promotes the development of various housing types including single-family or duplexes. The P-1 or Planned Unit District provides flexible development standards to promote a variety of housing types from single-family to very high-density residential development and mixed use development, while the General Plan Mixed-Use category enables the County to provide residential units in conjunction with commercial uses. Both of these are described in more detail later in this section.

**TABLE 6-41 MULTI-FAMILY RESIDENTIAL DEVELOPMENT STANDARDS**

Development Standard	General Plan Land Use Category & Zone District							
	Low/Medium					High	Very High	Very High - Special
	T-1 <sup>1</sup>	M-6	M-9	M-12	D-1	M-17	M-29	P-1
Max. Density (du/ac)	12	6	9	12	N/A	17	29	V <sup>2</sup>
Min. Lot Area (sq. ft.)	2,500 <sup>4</sup>	7,200	4,800	3,000	8,000	2,500	6,000 to 10,000 <sup>5</sup>	217,800 <sup>6</sup>
Min. Lot Size (ft.)	40 x 90	varies	varies	varies	80 x 90	varies	None	V
Front Yard (ft.)	20	25	25	25	20	25	25	V
Side Yard (ft.)	5	20	20	20	10	20	20	V
Rear Yard (ft.)	15	20	20	20	15	20	20	V
Lot Coverage (%)	N/A	25	25	25	N/A	25	35	V
Max. Bldg. Height (stories or feet)	20	30	30	30	2.5 35 ft.	30	30	V
Parking Req. (space/unit)	2	c	c	c	2	c	c	V

**Notes:**

- 1 T-1 Zone District for mobile homes and mobile home parks.
- 2 V = Variable, dependent on Planning Commission approval.
- 3 Dependent upon type of unit, refer to Table 6-42, Parking Requirements.
- 4 2,500 sq. ft. for mobile home park lots (mobile park requires 3-acre minimum area).
- 5 Residential uses in P-1 district shall be a minimum of 5 acres (217,800 square feet) except for mobile home subdivisions, which shall be a minimum of 10 acres (435,600 square feet). Mixed uses consisting of residential and non-residential uses shall have a minimum of 15 acres (653,400 square feet).
- 6 Minimum lot size for Zoning District M-29 depends on the building or structure proposed for the parcel.

Source: Contra Costa County Zoning Code, November 2021.

The Zoning Code uses maximum height, lot area, and lot coverage regulations to ensure the quality of multi-family development. The maximum height limit in most multi-family zones is 35 (2.5 stories) feet; however, in the P-1 zone, the permitted height may be higher subject to Planning Commission approval. Lot coverage is typically limited to 25 percent, though this increases to 35 percent in the M-29 zone. The development standards in the T-1 zone are similar to those of the single-family zones; however, the lot size and lot area are smaller.

The type of built density varies from site to site. The County has been supportive in allowing the maximum number of units as long as there are no physical constraints to the site (i.e., topographic, hydrologic, etc.). Often, residential projects have sought flexibility in design and requested rezoning to Planned Unit Development (P-1), which has facilitated the development of projects because P-1 is consistent with all of the land use designations. On a few occasions, a parcel may have two different land use designations and the total density has to match the portion of the lot that it represents. For example, one piece of the parcel may have a land use designation of Single-family High Density, and other Multi-family High Density. The density has to consider the amount of square footage covering each land use. Otherwise, the County has been supportive in allowing the maximum number of units within the allowed density range. The County has not approved any residential projects on sites in the existing Housing Element sites inventory at densities below those identified in the inventory.

### Parking Standards

The County's parking requirements for residential districts vary by housing type, the number of units, and parking needs. Table 6-42 outlines the County's parking requirements for different housing types. Single-family units are required to have two spaces per dwelling, which may be open or

covered. Similar to single-family units, the requirement for mobile homes, duplexes, or town homes is two spaces per unit.

**TABLE 6-42 PARKING REQUIREMENTS**

Residential Type	Required Spaces
Single-family	2 covered or open spaces
Duplex or Town House	2 covered or open spaces
Multi-family Unit (Apt. or Condo) <sup>1</sup>	
Studio	1 space + ¼ space for guests <sup>2</sup>
One-bedroom	1 ½ spaces + ¼ space for guests <sup>2</sup>
Two or more bedrooms	2 spaces + ¼ space for guests <sup>2</sup>
Mobile Home	2 covered or open spaces <sup>3</sup>
Accessory Dwelling Unit	1 off-street space (may be in the setback) <sup>4</sup>
Emergency Shelter	1 space for every 10 beds, plus 2 spaces for staff <sup>5</sup>

- Notes:
- 1 Half of the multi-family spaces shall be covered. Ten percent of the multi-family spaces shall be electric vehicle charging spaces (EV spaces).
  - 2 Curb parking along the property's street frontage may be used to satisfy the guest parking requirements.
  - 3 Only applicable to mobile home subdivisions.
  - 4 Parking space is not required if the ADU is established under County Code Section 82-24.006(b), or is exempt from the parking requirement pursuant to County Code Section 82-24.012(i).
  - 5 May be on an adjacent lot.

Source: Contra Costa County Zoning Code, November 2021.

The number of parking spaces required for multi-family apartment units and condominiums ranges from one space for a studio to two spaces for units with two or more bedrooms. An additional one-quarter parking space must be provided per unit to accommodate guests. Action A3.5 is proposed to update zoning requirements related to accessory dwelling units for consistency with current state law. In the case of accessory dwelling units, a parking space is not required if the ADU is established under County Code Section 82-24.006(b), or is exempt from the parking requirement pursuant





to County Code Section 82-24.012(i). One of the exemptions is proximity to public transit (within one-half mile) which encourages transit use. The driveway may also be used for parking for an ADU. . Since the County does not require enclosed parking for multi-family developments, cost reductions can be achieved by providing open spaces to fulfill the parking requirements. Furthermore, multi-family developments can use curbside parking along the property's street frontage to fulfill part of the parking requirements for guest parking. Ten percent of the multi-family spaces must be electric vehicle charging spaces (EV spaces).

To facilitate the development of housing projects at locations that encourage public transit use, the County has set forth a maximum amount of parking permitted rather than a minimum. This has been done at the mixed-use development at the Contra Costa Centre and is also proposed at a transit-oriented development in Bay Point.

## Flexibility in Development Standards

The County offers mechanisms that facilitate the provision of a diversity of housing types. These mechanisms provide greater flexibility regarding residential development standards than in conventional residential zone districts. Such mechanisms include the Planned Unit District (P-1) and density bonuses, described in more detail below.

**Planned Unit District:** The Planned Unit District (P-1) provides the opportunity for a more imaginative and flexible design for large-scale residential developments than would be permitted in conventional residential districts. The use of the P-1 district is intended to promote the diversification of buildings, lot sizes, and open spaces to produce an environment in harmony with surrounding existing and potential uses. The flexibility associated with the P-1 district includes variation in structures, lot

sizes, yards, and setbacks, and enables the developer to address specific needs or environmental constraints in an area. The final plan for a planned development is subject to approval by the County Planning Commission. The P-1 designation is applicable to all residential districts.

Using the P-1 designation, increased residential densities can be achieved. Density of up to 44.9 du/ac can be achieved in the P-1 district if the underlying General Plan designation is Very High-Density Residential. The density can be increased up to 99 du/ac if the underlying General Plan designation is Very High-Density – Special Residential.

Currently, a few unincorporated communities in the county are entirely zoned P-1 as a means of facilitating residential and other types of development in these areas. The general direction of the County is to encourage P-1 zoning in unincorporated areas, where it is appropriate in relation to the community's setting.

**Mixed-Use Developments:** The County General Plan Land Use Element includes a category for mixed-use developments in the unincorporated areas. This category has enabled the County to create unique projects that combine residential uses, such as apartments or condominiums, with commercial and other uses. Such developments provide needed housing near key services such as transportation. The development at the Contra Costa Centre is a prime example of this. Other mixed-use land use designations in county unincorporated areas include the Bay Point Willow Pass Corridor and the Parker Avenue downtown area in Rodeo. The mixed-use category offers the County greater flexibility by providing needed housing in urban areas close to important services, where larger residential units are not appropriate. Table 6-43 lists the County's designated mixed-used areas and includes each area's maximum allowable densities and residential uses envisioned for those areas.



**TABLE 6-43 GENERAL DENSITY RESTRICTIONS AND ALLOWED RESIDENTIAL USES IN MIXED-USE AREAS OF CONTRA COSTA COUNTY**

Mixed-Use Area	Maximum Allowable Density	Residential Uses
Parker Avenue Mixed Use (M-1)	29 units per acre	Multi-family residential
Downtown/Waterfront Rodeo Mixed Use (M-2)	16 to 30 units per acre	Boarding homes, duplexes, home occupations, live-work studios, multi-family, and detached single-family residential uses.
Pleasant Hill BART Station/Contra Costa Centre Mixed-Use (M-3)	60 units per acre	Multi-family residential
Willow Pass Road Mixed Use (M-4)	21 to 29 units per acre	Boarding homes, single-family, duplexes, home occupations, multi-family, and second residences.
Willow Pass Road Commercial Mixed Use (M-5)	21 to 29 units per acre	Multi-family residential
Bay Point Residential Mixed Use (M-6)	Development Zone 2: 40-unit per net acre minimum with 65 units per acre encouraged Development Zone 3: 21 to 29.9 units per acre	Multi-family residential
Dougherty Valley Village Center Mixed Use (M-8)	Within the Village Center -40 units per net acre	High-density residential
Montalvin Manor Mixed Use (M-9)	Site 1: 12 to 20.9 units per acre. Site 2: 7.3 to 11.9 units per acre	Single-family, duplexes, multi-family, second residences, family member mobile homes, mobile home parks, mobile home subdivisions, permanent mobile homes, and RV parks or campgrounds
Appian Way General Mixed Use (M-11)	8 units per net acre	Duplexes, apartments, condominiums, townhouses, attached or detached single-family residences (in compliance with P-1 design criteria), senior or congregate care housing, and live-work quarters. Creative mixing of types of residential development will be encouraged.
Triangle Area Mixed Use (M-12)	8 units per net acre	Duplexes, apartments, condominiums, townhouses, attached or detached single-family residences (in compliance with P-1 design criteria), and live work quarters.
San Pablo Dam Road Mixed Use (M-13)	12 units per net acre	Duplexes, apartments, condominiums, townhouses, attached single-family residences (in compliance P-1 design criteria), senior or congregate care housing, and live work quarters.
Heritage Point Mixed Use (M-14)	Approximately 52 units per net acre	Affordable, multi-family residential units.
Saranap Village Mixed Use (M-15)	Approximately 53.5 units per net acre	High-density residential uses (apartments and condominiums).

Source: Contra Costa County General Plan Land Use Element 2005; Contra Costa County Zoning Code and Area Wide Planned Unit Development Plans (accessed December 29, 2021): <https://www.contracosta.ca.gov/4736/Zoning-Code-and-Area-Wide-Planned-Unit-D>; Contra Costa County staff communication (December 9, 2021).



**Density Bonus:** In accordance with state law and the County's Residential Density Bonus Ordinance, Contra Costa County provides density bonuses to qualified new housing projects. Specifically, the developer must have: (1) at least 10 percent of the total units affordable to lower-income households; (2) at least 5 percent of the total units affordable to very-low-income households; (3) 10 percent of a for-sale housing development as moderate-income housing; (4) an age-restricted senior citizen housing development (5) 10 percent of a housing development for transitional foster youth, disabled veterans, or homeless persons with an affordability restriction of 55 years as very low income units; (6) 20 percent of total units for lower income students in a student housing development; or (7) 100 percent of units in the development, including density bonus units, for lower income households. Affordability must be maintained for at least 55 years for a rental project and 45 years for owner-occupied housing units. If these conditions are met, the developer is entitled to a density bonus of between 5 and 80 percent of the maximum density permitted in the underlying zone plus one to three incentives (e.g., modified standards, regulatory incentives, or concessions) of equal financial value based on land costs per dwelling unit. The County has used density bonuses to facilitate the development of affordable housing. The County is proposing Action HE-A4.5 to update their zoning in Section 822-2 for consistency with the current state density bonus law.

**Inclusionary Housing:** In November 2019 and February 2022, the Contra Costa County Board of Supervisors updated the Inclusionary Housing Regulations in Chapter 822-4 of the County Ordinance Code. This section of the Ordinance Code establishes the currently adopted inclusionary housing program for the county's unincorporated communities. A summary of Chapter 822-4's provisions is below:


*Inclusionary unit requirement.* Table 6-44 outlines the minimum number of inclusionary units that the County's Ordinance Code requires at each income level per quantity of housing units developed by each project.

**TABLE 6-44 MINIMUM NUMBER OF INCLUSIONARY UNITS BY HOUSEHOLD INCOME BY TYPE AND NUMBER OF HOUSING UNITS DEVELOPED**

Number and Type of Units Proposed	Inclusionary Units			Total Inclusionary Units of all Units
	Very Low Income (VLI)	Lower Income (LI)	Moderate Income	
5 to 125 rental units	20+%	Remainder of inclusionary units after VLI threshold	N/A	15%
5 to 125 for-sale units	N/A	20+%	Remainder of inclusionary units after LI threshold	15%
126 or more rental units	20+%	N/A	Remainder of inclusionary units after VLI threshold	15%
126 or more for-sale units	N/A	20+%	Remainder of inclusionary units after LI threshold	15%

Source: Contra Costa County Ordinance Code, Article 822-4.4

*In-lieu Fee.* Developers may pay an in-lieu fee as an alternative to building some of the inclusionary housing units as required by Table 6-44. The fee schedule establishes the valuation of the in-lieu fee. In general, the fee paid in lieu of developing for-sale inclusionary units equals the difference between the (1) affordable sales price and the (2) median sales price for all single-family homes sold in the county within the prior 12 months. The in-lieu fee equals the difference between (1) the average rent of a two-bedroom



unit with a 1.5 bathroom and (2) annual affordable rent for the target household, calculated annually for 55 years. The County requires payment of in-lieu fees before issuing any permits to the developer. As of June 2022, the County had collected a total of \$946,000 paid by developers as in-lieu fees since 2015.

*Alternative compliance.* Developers may comply with the inclusionary housing ordinance in ways other than building the inclusionary housing on-site or paying an in-lieu fee. They may build off-site inclusionary housing units, convey land titles to the County, combine these two options, or use a crediting system with another housing developer to apply excess inclusionary housing units built at one development to help another developer meet their inclusionary housing requirements.

*Exemptions.* The following housing types are exempt from the inclusionary regulations: developments of one to four housing units; housing destroyed by natural disaster (i.e., fire, flood, earthquake, etc.) that is re-built within six months of the destruction date to the exact size and land use as the previous structure; residential developments that receive/complete discretionary approval and/or building permits or an unexpired vesting tentative map and/or a completed and submitted application for a tentative map before the ordinance took effect; a community care facility as defined in Health and Safety Code Section 1502; or a housing development proposed in an area of the unincorporated county that the County has deemed a redevelopment area, prior to the dissolution of redevelopment agencies statewide in 2012.

*Restrictions.* For rental inclusionary units, the monthly rent must remain in place for the target income level group for a minimum of 55 years. For-sale inclusionary unit qualifying households must not have owned their prior home within three years prior to their application and may have no more

than \$200,000 in assets. Occupants of for-sale inclusionary units must agree to live in the unit for a minimum of three years unless an emergency occurs. For-sale inclusionary units may be sold at a market rate to above-moderate income households only (1) after its first sale to the target income group and (2) if the sale allows the County to recapture the sum of both (a) the difference between the initial affordable sales price and the appraised market value of the unit at the time of the initial sale and (b) the proportionate share by the County of any appreciation since the time of the unit's first sale.

*Standards.* All inclusionary housing units must include and have access to the same amenities provided for market-rate units. They cannot be segregated from the market-rate units and must be dispersed throughout the development. Bedroom count should be the same as the average number of bedrooms provided for market-rate units. The developer must place occupants in the inclusionary units at the same rate/time as the market-rate units.

*Review.* The inclusionary housing developer must submit a housing plan to the County for their review. This plan must contain or address:

- Brief description of the residential development, which includes the number of inclusionary housing units compared to the market rate and how the developer determined these numbers;
- The mix, location, type, and number of bedrooms for the market and inclusionary units;
- Intended income levels for the inclusionary units;
- Phasing plan (for phased developments) that will bring the inclusionary units online with each phase of the overall project;



- Description of any incentives requested from the County by the developer;
- Statement and calculation of intended in-lieu payments for developers who intend to pay in-lieu fees to meet their requirements; and
- Description and analysis for developers seeking alternative compliance showing that on-site construction of inclusionary units is not possible or that alternative compliance will provide greater benefits than the conventional compliance.

The County has a maximum of 45 days from the submission of the inclusionary housing plan to either approve or reject it. Inclusionary housing plans are required for any applications seeking discretionary approval.

*Inclusionary Housing Agreements.* All developers not exempt from the County's inclusionary housing ordinance and who opt not to pay in-lieu fees must sign and enter into an inclusionary housing agreement with the County. The agreement must contain or address:


- The number of for-sale versus rental units;
- The number, size, location, and square footage of inclusionary units;
- The market value and sales or rental prices of the inclusionary units;
- Any incentives used;
- Provisions enforcing the "Restrictions" and "Standards" (Sections 410 and 412(d) of the inclusionary housing ordinance), such as deed restrictions, that the County must approve;
- Provisions for determining income eligibility and to maintain ongoing affordability in the future; and

- Provisions for the enforcement and implementation of alternative compliance methods, as appropriate.

*Incentives.* Developers of inclusionary housing may apply for and receive a density bonus for no more than 15 percent of the total units developed. If the developer reserves any of the proposed units in excess of the minimum amounts of lower-income or senior housing units required by the County, then the developer may apply for a density bonus, as outlined by Cal. Govt. Code Section 65915(d)(2). At its discretion, the County may also grant fee deferral, waivers, tax-exempt financing, or modification of the land use controls and development standards to help otherwise incentivize the developer in building the inclusionary housing units.

In general, the requirements and standards of the County's inclusionary housing ordinance are similar to other jurisdictions, use existing state incentives, and therefore do not act as a constraint to the development of affordable housing. In Contra Costa County, the overriding constraint to affordable housing development is the high land costs, availability of financing, neighborhood opposition or NIMBYism, and other market factors. To mitigate this constraint, the County has been proactively pursuing affordable housing opportunities through the use of subsidies. As demonstrated later in Section 6.6, Housing Plan, the County will continue to work with both for-profit and non-profit developers to actively encourage affordable housing development.

**Short-Term Rentals:** In 2020, the Contra Costa County Board of Supervisors adopted ordinance 2020-12 and incorporated it as Chapter 88-32 into the County's Ordinance Code to provide the regulations for short-term rental housing in the unincorporated county. The County's short-term rental ordinance includes the following provisions:



*Siting.* Short-term rentals can exist in any single-family district, planned unit district for residential uses, water recreational district, multiple-family residential district, or agricultural district (except if the agricultural lot is under the jurisdiction of the Williamson Act).

*Term.* The County permits short-term rental uses through (1) ministerial short-term rental permits, which last for one year from the permit approval date, and (2) discretionary short-term rental permits, which last until the date specified by the County but not more than five years from the permit date.

*Use.* The County establishes use regulations for short-term rental units in Division 88-32.602 of the Ordinance Code. The County forbids short-term rentals from being located in buildings with five or more dwelling units, from being in use more than 180 days per year, and from being used by more than two persons per bedroom plus two additional persons elsewhere in the unit. Each short-term rental unit with three bedrooms or less must have at least one off-street parking space for guests, and each unit with four or more bedrooms must have two or more off-street parking spaces for guests. Accessory dwelling units are not allowed locations for hosting short-term rentals.

The County's regulations and standards for short-term rental uses do not pose a significant constraint to new development. The short-term rental regulations were updated recently and balance housing needs of long-term residents while providing options for property owners to have a short-term rental. The County will continue to monitor the impacts of short-term rentals on long-term housing options.

## 2. Provisions for a Variety of Housing

Housing element law specifies that jurisdictions must identify adequate sites to be made available through appropriate zoning and development standards to encourage the development of various housing types for all economic segments of the population. This includes single-family housing, multi-family housing, factory-built housing, mobile homes, emergency shelters, and transitional housing. Table 6-45 summarizes the housing types permitted within the primary residential zones in the county's unincorporated areas.

In addition to the residential districts identified in the Land Use Element, several other zone districts permit limited residential development. These include the less-intensive agricultural districts (A-2), which permit one single-family dwelling unit per lot. Residential development is also permitted in the Interchange Transitional District and in most commercial/business and industrial districts (N-B, CM, C-B, L-I, and H-I) subject to a land use permit. In the Retail Business (RB) District and the General Commercial (GC) District, single-family homes and duplexes are permitted by right; however, multi-family developments require a land use permit.

The County offers a diversity of housing types that are available for all economic segments of the community as well as more vulnerable members of the community, including those earning lower income, seniors, disabled households, farm workers, and persons experiencing homelessness, among others. These include multi-family units, accessory dwelling units, mobile homes, and other more affordable housing opportunities.



**TABLE 6-45 HOUSING TYPES PERMITTED BY ZONE DISTRICT**

Housing Types Permitted	Single-Family Zone Districts									
	R-100	R-65	R-40	R-20	R-15	R-12	R-10	R-7	R-6	D-1
Single-family detached	P	P	P	P	P	P	P	P	P	P
Duplex/Townhomes										
Accessory/Junior Accessory Dwelling Units	P	P	P	P	P	P	P	P	P	P
Mobile/Manufactured homes	P	P	P	P	P	P	P	P	P	P
<b>Special Needs Housing</b>										
Transitional housing (7 or more persons)	c	c	c	c	c	c	c	c	c	c
Supportive housing (7 or more persons)	c	c	c	c	c	c	c	c	c	c
Transitional housing (6 people or less)	-	-	-	-	P	P	P	P	P	P
Supportive housing (6 people or less)	-	-	-	-	P	P	P	P	P	P
Emergency shelter <sup>2</sup>	-	-	-	-	-	-	-	-	-	-
Residential care (≤6 beds)	P	P	P	P	P	P	P	P	P	P
Residential care (>6 beds)	c	c	c	c	c	c	c	c	c	c
Single-Room Occupancy (SRO) <sup>4</sup>	-	-	-	-	-	-	-	-	-	-
Employee/Farmworker Housing <sup>3</sup>	P	P	P	P	P	P	P	P	P	P
Second Residence	C	C	C	C	C	C	C	C	C	C
Housing Types Permitted	Multi-family Zone Districts <sup>1</sup>									
	M-29	M-17	M-12	M-9	M-6	P-1 <sup>5</sup>	T-1			
<b>Residential Uses</b>										
Single-family detached				P	P	P	P	P	P	-
Multi-family (3 or more)				P	P	P	P	P	P	-
Duplex/Townhomes				P	P	P	P	P	P	-
Mobile/Mfg. homes				-	-	-	-	-	-	P
Mobile home parks				-	-	-	-	-	-	c
Accessory Dwelling Units				P	P	P	P	P	P	-





Housing Types Permitted	Multi-family Zone Districts <sup>1</sup>									
	M-29	M-17	M-12	M-9	M-6	P-1	T-1			
<b>Special-Needs Housing</b>										
Transitional housing (7 or more persons)				c	c	c	c	c	-	-
Supportive housing (7 or more persons)				c	c	c	c	c	-	-
Transitional housing (6 people or less)				P	P	P	P	P	P	-
Supportive housing (6 people or less)				P	P	P	P	P	P	-
Emergency shelter <sup>2</sup>				-	-	-	-	-	-	-
Residential care (≤6 beds)				P	P	P	P	P	C	-
Residential care (>6 beds)				c	c	c	c	c	C	-
Single-Room Occupancy (SRO)				-	-	-	-	-	P <sup>4</sup>	-
Employee/Farmworker Housing <sup>3</sup>				P	P	P	P	P	P	-

- Notes:
1. Single-family attached and detached units are also permitted in the lower-density multi-family zones (M-6, M-9, and M-12)
  2. Emergency shelters not allowed in any residential districts. Only permitted in General Commercial (C) zoning district.
  3. Refers only to Farmworker Dwellings as defined by Ordinance No. 2017-14, not Farmworker Housing Complexes or Farmworker Housing Centers.
  4. Permitted with Administrative Review only if the development complies with all the County’s standards for the underlying zones. Non-compliant developments subject to land use permit. Also permitted in R-B (Retail-Business) zoning district.
  5. The P-1 zone allows both multifamily and single-family development

Source: Contra Costa County Zoning Code, November 2021. P = Permitted c = subject to a Land Use Permit

**Multi-family Units:** The Zoning Code permits multi-family housing opportunities (projects with 3 or more units) in the multi-family zones (M-29, M-17, M-12, M-9, and M-6) by right. Note that other zones allow more than one unit including duplexes and ADUs. Densities range from 6 units per acre to 29 units per acre. Densities of up to 99 units per acre are permitted in the Planned Unit District (P-1). Approximately 16 percent of the County housing stock consists of multi-family residences. Contra Costa County offers a wide variety of affordable multi-family units for lower-income households and

persons with special needs, such as seniors, people with disabilities, and those with HIV/AIDS.

**Licensed Care Facilities:** The Zoning Code permits licensed residential or community care facilities with six or fewer beds in all residential zones by right. Those facilities with more than six beds require a land use permit. Although proposals for residential care facilities with more than six residents are not common in Contra Costa County, they have nonetheless occurred in the past and the County has upheld its regulatory process of requiring




administrative review before issuing a development permit. When these proposals have emerged, the use has required compliance with conditions of approval for the land use permit including verification that the residential care facility was licensed by an appropriate state or local agency, and that public services (police and fire protection) and utilities (water, sewer, etc.) were adequate to serve the location and size of the facility. In each case, there were certain conditions relating to the approval of a site plan for the facility and maximum number of employees working in the facility at one time.

**Accessory Dwelling Units:** Accessory dwelling units are designed to provide an opportunity for the development of small rental units as one way of providing affordable housing for low- and moderate-income individuals and families as well as seniors and people with disabilities. Accessory dwelling units are permitted ministerially with an approved ADU permit (Administrative Permit) in all districts that allow single-family and multi-family residential uses. The accessory dwelling unit must not exceed 1,200 square feet (any size if it is an internal conversion) and must provide complete independent living facilities for one or more persons. Accessory dwelling units may be rented or leased, but they must conform to the standards that are applicable to residential construction in the zone in which the unit is located. Action HE-A5.4 is proposed to continue to update the County's accessory dwelling unit regulations as changes to state law are made, to publicize this housing option and to create pre-approved accessory dwelling unit plans to assist homeowners who are interested in building an accessory dwelling unit.

**Mobile/Manufactured Homes:** Mobile homes and manufactured housing offer an affordable housing option to many low- and moderate-income households and are permitted in all residential and agricultural zoning districts. In addition, mobile homes are permitted in several commercial, and industrial districts (i.e., H-I, L-I, C, F-R, F-1, C-M, and W-3) subject to a land use permit. The Contra Costa County Planning and Zoning Code also permits mobile home parks in the T-1 district. Mobile homes are permitted for caretaker use in the H-I, L-I, A-80, A-40, A-20, A-4, A-3, A-2, A-1, C, F-R, F-1, C-M and W-3 districts, subject to a land use permit. Currently, approximately 2,816 mobile homes are in mobile home parks in the County's unincorporated area .

**Farmworker Housing:** The county is home to a variety of agricultural uses, many of which are located in the southern and eastern areas of the county. According to the 2017 Agricultural Census, 1,310 workers were employed on farms in Contra Costa County. Currently, the Zoning Code permits farm worker housing in the agricultural districts (A-2, A-3, A-4, A-20, A-40, and A-80) by right. The County amended the Zoning Code in 2017 to be consistent with the State Employee Housing Act with respect to farm labor housing. This action removed the requirement to secure a land use permit for farmworker housing in agricultural zoning districts, though the County requires that all persons operating farmworker housing apply for and receive a farmworker housing permit for the three types of allowable farmworker housing (i.e., (1) farmworker dwelling, (2) farmworker housing complex, or (3) farmworker housing center) per County Ordinance Code 82-52.602. Action HE-A6.1 is proposed to ensure the County updates their code to comply with the portion of the Employee Housing Act that requires the County to allow employee housing for six persons or fewer anywhere single-family residential uses are allowed (Health and Safety Code Section 17021.5).



As stated in the Land Use Element, approximately 26,720 acres within the ULL are zoned for agricultural use and an additional 312,000 acres outside the ULL are designated for agriculture, open space, wetlands, parks, and other non-urban uses. The majority of agricultural land is in the eastern portion of the county and has a General Plan designation of Agricultural Lands (AL) or Agricultural Core (AC).

**Emergency Shelters, Transitional, and Permanent Supportive Housing:**

Supportive housing and transitional housing designed to meet the needs of those who are experiencing homelessness and formerly experiencing homelessness are permitted, as shown in Table 6-45. Currently, the County treats both transitional and supportive housing facilities that serve six or fewer clients as different from those serving above this amount. These facilities with six or fewer clients are permitted by right in all single-family zoning districts from R-6 to R-15 as well as zone D-1. Any facilities serving more than six clients require a land use permit in all single-family zones. In multi-family zones, the County allows these facilities by right as well as in land zoned for planned unit development. Facilities serving more than six clients require a land use permit in all multi-family zones and are prohibited in planned unit developments. Transitional and supportive housing of any kind is forbidden in mobile home parks. Action HE-A6.1 calls for the County to allow transitional and supportive housing in all zones where residential is allowed in the same way other residential uses are allowed per Senate Bill (SB) 2 (2007) and to allow supportive housing per Assembly Bill (AB) 2162 (2018) without discretionary review in areas zoned for residential use where multi-family and mixed uses are permitted.

In addition, these facilities are permitted in most commercial and industrial districts with a land use permit. Emergency shelters are only currently permitted in commercial zoning districts. The purpose of the land use permit

is to ensure compatibility with surrounding land uses, and not to constrain their development. The land use permit for an emergency shelter, supportive housing, or a transitional housing facility requires only an administrative review unless the decision is appealed. If the administrative decision is appealed, a hearing on the permit may be held before the Zoning Administrator or the County Planning Commission, as necessary.

The County allows emergency shelters 'by-right' in the C: General Commercial District. The C: General Commercial District has three vacant parcels totaling 6.6 acres within this zoning district with both appropriate distance from schools and proximity to transit. In addition, emergency shelters may be allowed in other zoning districts with a conditional use permit. The unincorporated county has approximately 570 persons without nighttime shelter as of the 2020 Point-in-Time Count. Shelters will be no larger than 75 beds. The County's existing 75 bed emergency shelter in Concord is approximately 16,000 square feet and has a capacity for 160 year-round beds. The County requires that an emergency shelter maintain a minimum floor area of 125 square feet for each bed. For a 75-bed shelter, this would be a minimum of 9,375 square feet. To address the current unmet need of unsheltered people in the county, the county would need an additional seven to eight emergency shelters totaling approximately 66,000 or 75,000 square feet, respectively. There are sufficient sites in the unincorporated area of Contra Costa County zoned under the C: General Commercial District to address the potential need for emergency shelters to accommodate 570 unsheltered persons experiencing homelessness.

The ordinance includes specific requirements to provide certainty to the applicant and maintain compatibility with the surrounding neighborhood. Following are the general development standards:




- Security features, including doors with locking deadbolts for individual rooms, interior locks on and emergency call alarms within common shower stalls, night-lighting for parking areas that are resistant to vandalism and graffiti, locking windows that cannot be opened from outside, and a client registry denoting their names and dates of stays;
- Design guidelines, including a minimum of one telephone, lockers for personal property, lavatories in the amounts required by the California Plumbing Code, and compliance with Americans with Disabilities Act (ADA) design and accessibility requirements;
- Common facilities for the exclusive use of the clients that include a central kitchen and one dining room, private intake area, and counseling center;
- Additional standards apply but may be modified at the discretion of the County:
  - Siting within a half mile of an existing transit amenity (i.e., bus stop, BART station, Amtrak station, or ferry terminal) or written agreement to the County the shelter will provide transportation to the nearest transit amenity if sited more than a half mile away;
  - A minimum of 125 square feet of gross floor area per bed/client but a maximum of no more than 75 beds per shelter; and
  - Off-street parking for the shelter’s staff at a minimum of 2 spaces plus 1 space for every 10 beds;

In 2019, the California Legislature adopted AB 101, which requires all local governments, including Contra Costa County, to permit Low-Barrier Navigation Centers for people needing housing as a by-right use in areas

that the local government has zoned for mixed uses as well as non-residential zones that permit multi-family land uses. These centers must provide access to permanent housing options as well as case manager support to connect clients with public benefits (e.g., income, healthcare, shelter, and housing assistance). Local governments may not subject proposed centers within their planning area authority to conditional use permits or discretionary review. Action HE-A6.1 is proposed to comply with AB 101.

**Single-Room Occupancy Facilities:** The County revised the Zoning Code in 2014 to include single-room occupancy (SROs) facilities. Development standards and permit procedures allow SROs that comply with all the County’s design and development standards for the underlying zones within the P-1 and R-B zoning districts with administrative review from the County’s zoning administrator. Similar to the emergency shelter permitting process, the administrative review process ensures that the SRO is supportive of surrounding existing land uses and development standards, rather than to restrict their development. If the proposal for an SRO development does not comply with the underlying zone’s existing development standards, then the developer must apply for a land use permit to ensure compliance with the County’s Ordinance Code. The County specifies the minimum development and operational standards for SROs, which include:

- Minimum cooking and dining facilities, including a range and oven, refrigerator, and sink with garbage disposal;
- Bathroom facilities, including a flushing toilet and sink in each unit as well as one shower for every seven units or a shower or bathtub in each unit;

- 
- Compliance with the County's Building Code and Fire Code regulations that relate to hotels;
  - Design and accessibility compliance with the ADA;
  - A manager's office for SRO complexes consisting of 15 or more units;
  - Security features (night lighting, locking windows and doors, occupant registration);

In addition to the mandatory development standards listed, the following development standards may be modified upon issuance of a land use permit:

- Off-street parking in the amount of one space for every four units plus one space for the SRO manager;
- Common areas consisting of 10 square feet for every unit or 150 square feet of common space, whichever is greater.

In general, emergency shelters, transitional and supportive housing, and SROs should be accessible to the population in need and near public transit, employment and job training opportunities, community facilities, and services. Typically, people on public assistance are most vulnerable to becoming homeless in the case of an economic recession or cuts in public assistance. Areas with concentrations of CalWORKS participants and good access to transit, employment, and services would be appropriate for the siting of emergency and permanent supportive housing. In siting such facilities, the County will pay special attention to issues of neighborhood impacts.

Several emergency shelters and transitional housing facilities for persons experiencing homelessness are in Contra Costa County. Table 6-28 in the previous section identifies the major temporary, transitional, and permanent housing facilities for persons experiencing homelessness and formerly experiencing homelessness in the county.

### 3. Growth Management Program

Growth management programs facilitate well-planned development and ensure that the necessary services and facilities for residents are provided. Furthermore, the planning and land use decisions associated with growth management intend to enhance housing opportunities by concentrating housing in urban areas close to jobs and services, rather than in sprawling developments that may threaten agricultural land and open space. However, a growth management program may act as a constraint if it prevents a jurisdiction from addressing its housing needs.

In 1988, Contra Costa County residents approved Measure C, which increased sales tax by one half cent to fund transportation projects. In response to growing concerns about traffic impacts of new development and the lack of necessary funding for infrastructure development and improvements, the measure also included a growth management component. Measure C-1988 requires each jurisdiction to adopt a Growth Management Element as part of its General Plan.

In 1990, Contra Costa residents expressed their concerns regarding new development threats to the environment by approving Measure C-1990. This measure applies to the unincorporated county and restricts urban development to 35 percent of the land in the county. The remaining 65 percent of the land is preserved for agriculture and open space.



## **Growth Management Element – Measure C-1988**

As part of the 1990-2010 General Plan, the County developed the Growth Management Element to address the requirements of Measure C-1988. The Element includes adopted level of service (LOS) standards for traffic for particular types of land uses and performance standards to be maintained through capital projects for fire protection, police, parks, sanitary facilities, water, and flood control. These performance standards are designed to ensure that new developments provide their fair share of the cost of infrastructure, public facilities, and services. As a result, new developments must demonstrate that the LOS and performance standards identified in the Element will be met.

## **65/35 Land Preservation Plan and Urban Limit Line – Measure C-1990**


The 65/35 Land Preservation Plan and the ULL, adopted in 1990 under Measure C, was intended to concentrate development in areas most suitable for urban development. As mentioned previously, urban uses are permitted on 35 percent of the land in the county. Certain types of land are identified in the measure as not being appropriate for urban development, such as prime agricultural land, open space, wetlands, or other areas unsuitable for urban development because of environmental or other physical constraints.

The ULL established a boundary setting apart land that is suitable for urban development from that which is not. The purpose of the ULL is to limit potential urban encroachment by prohibiting the County from designating any land located outside the ULL for an urban land use. Voters in Contra

Costa County approved Measure L in November 2006 establishing an updated ULL, extending the term of the ULL to 2026, and enacting new procedures requiring voter approval to expand the ULL by greater than 30 acres.

Implementation of Measure C 1988 and 1990 has not prevented the County from meeting its housing obligations. Instead, the Growth Management Program has led to a coordinated planning effort that has provided a mechanism to support and enhance housing development throughout the county. This has been achieved through pro-rata fees and the concentration of development, which has enabled the County to provide the needed services, facilities, and infrastructure at a lower cost to residents and developers than could be achieved through unmanaged and sprawling development. Section 4 of this Housing Element demonstrates the County's ability to accommodate its share of regional housing growth on residentially designated land within the ULL.

In 2016, County staff conducted an analysis of future growth to determine if the ULL could pose a severe constraint to housing growth and production in the future. The County determined that if the ULL remained unchanged in the future and development patterns used the lowest land use densities and intensities as allowed in the land use elements of the county and the incorporated cities that were in effect at the time, there could be an approximate shortage of 500 housing units across the entire county. County staff determined that this deficit in housing would be negligible because assumptions proposed an exceptionally conservative scenario. In this scenario, most new development centered on the remaining vacant parcels within the ULL at the absolute lowest density. Furthermore, staff projected that each jurisdiction in Contra Costa County could erase the potential deficit under this scenario if they increased their housing production by less than 2



percent each year. Comparing this conservative scenario to a high-density and -intensity scenario, County staff determined that there would be a surplus of 43,000 housing units in excess of what all the jurisdictions in the county would need to produce to keep pace with housing needs for projected growth patterns. Housing affordability is also a concern with the ULL, but County staff research shows that homes continue to be sold at all price levels, with the highest number of homes sold in 2016 at a sales price value between \$450,000 and \$750,000. Therefore, the ULL, while being an explicit constraint on urban sprawl overall, is not a direct constraint to the production of housing to serve all income levels in Contra Costa County, provided that the jurisdictions in the county pursue infill growth patterns and work to upzone existing vacant parcels. Action HE-A5.1 calls for rezoning to higher densities to address the current Regional Housing Needs Allocation (RHNA), which will increase the development capacity inside the ULL.

## 4. Site Improvements and Development Fees

### Site Improvements

Site improvements are an important component of new development and include water, sewer, circulation, and other infrastructure needed to serve the new development. Contra Costa County requires the construction of reasonable on-site and off-site public improvements as a condition of approval for residential (major) subdivisions as permitted by the Subdivision Map Act. Typical improvements required include:

- Grading and improvement of public and private streets serving the subdivision according to adopted design standards (see Table 6-46 for a summary of roadway design standards);
- Storm drainage and flood control facilities within and outside the subdivision (when necessary) to carry stormwater runoff both tributary to and originating within the subdivision;
- Stormwater management infrastructure to treat runoff from new impervious surfaces originating within the subdivision before discharge to off-site receiving waters;
- Public sewage system improvements according to sewer service district standards and direct sewage system connection to each lot;
- Public water supply system improvements according to water service district standards to provide adequate water supply and direct water system connection to each lot;
- Fire hydrants and connection of the type and location as specified by the relevant fire service district;
- Public utility distribution facilities, including gas, electric, telephone, and cable television necessary to serve each lot;
- Local transit facilities, such as shelters, benches, bus turnouts, park-n-ride lots for larger residential subdivisions.

Specific standards for a residential subdivision's on-site and off-site improvements must be in accordance with the County's General Plan, Zoning Ordinance Code, Flood Control and Drainage Ordinance Code, and Subdivision Ordinance Code. Additionally, the County may require dedication





of land for public use, such as roadways and parks. Dedicated rights-of-way for roadways must be designed, developed, and improved according to the County's Roadway Design Criteria, as summarized in Table 6-46.

and facilities may be required as conditions for project approval. Development impact fees, such as capital facility fees (e.g., charges for schools and parks), and service connection fees (e.g., sewer and water connections), are identified in Table 6-47.

**TABLE 6-46 ROADWAY DESIGN STANDARDS**

Roadway Type	Right-of-Way*	Curb to Curb	Median	Sidewalk Area
Parkways	136 ft.	106 ft.	14 ft.	n/a
Major Arterial	126 ft./136 ft.	106 ft.	14 ft.	8 ft.
Arterial / Industrial Collector	84 ft.	64 ft.	n/a	8 ft.
Industrial Collector	68 ft.	48 ft.	n/a	n/a
Minor Arterial / Major Collector	60 ft.	40 ft.	n/a	8 ft.
Minor Collector	56 ft.	36 ft.	n/a	n/a

Source: Contra Costa County staff, personal communication, 2021.

\*Right-of-way width excludes areas that may be necessary to accommodate stormwater management infrastructure appurtenant to new public streets for treatment of related stormwater runoff.

It can be reasonably inferred that the costs for the construction of on-site and off-site improvements under the County's residential subdivision process does have an impact on housing supply and affordability.

## Development Fees

The County requires the payment of fees for off-site extension of water, sewer, and storm drain systems and transportation improvements. The developer is also required to construct all internal streets, sidewalks, curb, gutter, and affected portions of off-street arterials. New residential construction will either occur as infill, where infrastructure is already in place, or in planned unit districts, where the provision of adequate public services



**TABLE 6-47 DEVELOPMENT IMPACT FEES UNINCORPORATED AREAS**

Single-Family Home Fees	West		Central		East <sup>1</sup>	
	North Richmond	Rodeo	Pacheco	Alamo	Bay Point	Discovery Bay
Permit/Plan Processing Fees	\$22,205	\$22,205	\$19,205	\$19,205	\$22,205	\$19,205
Capital Facilities Fees	\$8,160	\$8,160	\$8,160	\$7,580	\$8,160	\$8,160
Service Connection Fees	\$19,773	\$14,329	\$22,701	\$10,189	\$26,970	\$200
<b>Total</b>	<b>\$50,138</b>	<b>\$44,694</b>	<b>\$50,066</b>	<b>\$36,974</b>	<b>\$57,335</b>	<b>\$27,565</b>

1. When a residential development project falls within the boundaries of the East Contra Costa County Habitat Conservation Plan/Natural Community Conservation Plan (HCP/NCCP), additional fees may apply. These fees are paid for a project impacting potential habitat and are one option for mitigating impacts to, or takings of, state and federally listed threatened and endangered species (under the Endangered Species Act and California Endangered Species Act.) The East Contra Costa County Habitat Conservancy, Contra Costa County, and the cities of Brentwood, Clayton, Oakley, and Pittsburg oversee the permit program and issue permits on behalf of the California Department Fish and Wildlife and U.S. Fish and Wildlife Service. For more information, see: [www.cocohcp.org](http://www.cocohcp.org).

Assumptions: Single-family 2,000 sq. ft. home with 400 sq. ft. attached garage, and wood frame construction. Source: Contra Costa County- Dept. of Conservation and Development, Building Insp. Div. Fee Estimator Program and information provided by Special Districts, November 2021.

Multi-family Apartment Fees	West		Central		East	
	North Richmond	Rodeo	Pacheco	Alamo	Bay Point	Discovery Bay
Permits/Processing Fees	\$752,942	\$752,942	\$749,942	\$749,942	\$752,942	\$749,942
Capital Facilities Fees	\$81,600	\$81,600	\$81,600	\$75,800	\$81,600	\$81,600
Service Connection Fees	\$41,404	\$154,054	\$566,650	\$49,679	\$555,954	\$5,000
<b>Total</b>	<b>\$875,946</b>	<b>\$988,596</b>	<b>\$1,398,192</b>	<b>\$875,421</b>	<b>\$1,390,497</b>	<b>\$836,542</b>
<b>Total Per Unit Fees</b>	<b>\$35,038</b>	<b>\$39,544</b>	<b>\$55,928</b>	<b>\$35,017</b>	<b>\$55,620</b>	<b>\$33,462</b>

Assumptions: Prototypical multi-family residence. Assume a 20,000 sq. ft. apartment building with 25 units. Five 3-bedroom units, 10 2-bedroom units, 10 1-bedroom units.

One structure, 2-story, and wood frame construction.

Source: Contra Costa County- Dept. of Conservation and Development, Building Insp. Div. Fee Estimator Program and information provided by Special Districts, November 2021.



The County also collects fees from developments to cover the costs of planning and processing permits. Processing fees and deposits are calculated based on average staff time and material costs required to process a particular type of application. The average cost of planning and processing fees for single-family and multi-family residential development are summarized in Table 6-47.

Planning and processing fees, combined with costs for the required site improvements, add to the cost of housing. The average planning and processing fees for a typical single-family home and typical 25-unit multi-family complex have been calculated.<sup>1</sup> The overall development impact fees for site improvements and processing fees range from \$27,565 to \$57,974 for the typical single-family home built in the unincorporated area of the county and from \$33,462 to \$55,928 per apartment unit. These costs vary by unincorporated region of the county, as shown in Table 6-47, and are representative of the development fees for new residential development within the unincorporated area. Table 6-48 shows the development impact fee costs as a proportion of the total development costs (including construction and land acquisition costs). The development impact fees make up the highest proportion of residential development costs in Pacheco, where they consist of a total 5.5 percent of an estimated hypothetical multi-family development. Most development impact fees consist of between 3

and 6 percent of the total development cost for single- and multi-family scenarios and therefore are not overly burdensome on their construction.

Requiring developers to construct site improvements and/or pay fees toward the provision of infrastructure, public facilities, services, and processing will increase the cost of housing.<sup>2</sup> While these costs may impact housing affordability, these requirements are deemed necessary to maintain the quality of life desired by county residents, and are consistent with the goals and policies of the General Plan.

If a developer owns the property, then either the developer's profit and/or the price of the housing will be adjusted depending on the cost of fees and site improvements. To cover increasing costs, the developer might have to reduce its profit. Or, if the market supports higher prices, the developer might raise the rents or sales prices of the new housing. If the cost of fees and improvements are excessive, and the market does not support higher prices, then the development will not be feasible. If the developer is seeking to purchase land, then the purchase negotiations will be impacted by the total cost of development. The developer will try to pay less for the land to keep a higher profit and/or lower housing costs.

- 
- <sup>1</sup> A typical single-family residence consists of a 2,000-square-foot wood frame residence with an attached 400-square-foot garage. A typical multi-family apartment complex consists of one 20,000-square-foot apartment building with 25 units and includes 5 three-bedroom units, 10 two-bedroom units, and 10 one-bedroom units.
  - <sup>2</sup> A substantial and growing portion of development fees assessed on new residential development is related to capital facilities and service connection fees collected at the building permit stage by the County for Special Districts. Special District governing bodies establish and set these fees. The County is not involved in determining the fee amount; it only collects the fee for the Special District at issuance of building permits and then passes on the fee revenue to the Special District.



**TABLE 6-48 PROPORTION OF FEES OF TOTAL RESIDENTIAL DEVELOPMENT COSTS**

Development Cost for a Typical Single-Family Unit	West		Central		East	
	North Richmond	Rodeo	Pacheco	Alamo	Bay Point	Discovery Bay
Total Estimated Fees Per Unit	\$50,138	\$44,694	\$50,066	\$36,974	\$57,335	\$27,565
Estimated Development Cost Per Unit	\$872,343	\$866,899	\$872,271	\$859,179	\$879,540	\$849,770
Estimated Proportion of Fee Cost to Overall Development Cost Per Unit	5.7%	5.2%	5.7%	4.3%	6.5%	3.2%

Assumptions: Single-family 2,000 sq. ft. home with 400 sq. ft. attached garage, and wood frame construction. References a median vacant lot price of \$395,000 and assumes a single-family construction cost of \$427,205. Source: Contra Costa County- Dept. of Conservation and Development, Building Insp. Div. Fee Estimator Program and information provided by Special Districts, November 2021.

Development Cost for a Typical Multi-family Unit	West		Central		East	
	North Richmond	Rodeo	Pacheco	Alamo	Bay Point	Discovery Bay
Total Estimated Fees Per Unit	\$35,038	\$39,544	\$55,928	\$35,017	\$55,620	\$33,462
Estimated Development Cost Per Unit	\$1,001,826	\$1,006,	\$1,022,716	\$1,001,805	\$1,022,408	\$1,000,250
Estimated Proportion of Fee Cost to Overall Development Cost Per Unit	3.5%	3.9%	5.5%	3.5%	5.4%	3.3%

Assumptions: Prototypical multi-family residence. Fee estimates assume a 20,000 sq. ft. apartment building with 25 units. Five 3-bedroom units, 10 2-bedroom units, 10 1-bedroom units. Construction cost estimate references Legacy development costs per unit of \$571,788.

One structure, 2-story, and wood frame construction.

Source: Contra Costa County Department of Conservation and Development, Building Insp. Div. Fee Estimator Program and information provided by Special Districts, November 2021.



## 5. Development Permit Process

Development review and permit processing are necessary steps to ensure that residential construction proceeds in an orderly manner, despite the cost and time involved.


The County can encourage needed investment in the housing stock by reducing the time and uncertainty involved in obtaining development permits. Pursuant to the State Permit Streamlining Act, governmental delays can be reduced by: (1) limiting processing time in most cases to one year, and (2) by requiring agencies to specify the information needed to complete an acceptable application.

Approval of residential development may require review and approval of one or more discretionary applications depending on the housing type proposed and the proposed site's zoning. Table 6-45 describes the residential uses that require discretionary approval by zoning district. Specifically, it details that the following uses require discretionary approval: Transitional and supportive housing serving more than six clients in all single-family and multi-family zoning districts except in the P-1 zoning district; SROs in the P-1 zoning district that is non-compliant with their underlying zoning districts' development standards; mobile home parks in the T-1 zoning district; residential care facilities with more than six beds in the M-29, M-17, M-12, M-9, M-6, and P-1 zoning districts; and residential care facilities with six or fewer beds in the P-1 district. Action HE-A6.1 calls for the removal of discretionary review for some of these uses. Discretionary applications are often subject to the California Environmental Quality Act (CEQA) provisions. In some cases, in addition to discretionary approvals, some projects require approval of legislative actions by the County Board of Supervisors. Almost all

discretionary applications require public notification and a public hearing before the County Zoning Administrator, Planning Commission, or Board of Supervisors. The processing time for residential development projects can vary significantly. Physical constraints, environmental impacts, the response time of applicants, and public opposition to projects all play a major role in the processing time.

As established by County Ordinance Code Chapter 82-6, the County may grant a land use permit to a qualified applicant seeking to develop on lands according to their permitted land uses. Land use permits are required for a limited number of residential projects including second residential dwellings and some residential projects in commercial and industrial zoning districts. Applicants must submit an application to the County's planning personnel. As established by Ordinance No. 85-56, incorporated as County Ordinance Code 26-2.2002, the County requires the following for applicants seeking a conditional use or special permit:

- A plot plan drawn to scale indicating dimensions and area of the subject property;
- Locations of existing and proposed improvements on the subject property;
- Names of adjoining property owners;
- Names of adjoining streets;
- Locations of existing improvements on adjacent properties;
- A statement of how the request is consistent with, and will further the goals and objectives of the General Plan, including, but not limited to, its community facilities element; and

- 
- Where extreme grades exist, the direction of slope and other facts necessary to accurately depict the request except in relation to the subject and adjacent properties. The planning department may adopt a form that will be used for applications.

Once submitted, the County's Zoning Administrator has the following authorities and discretions to act on the applicant's proposal, as provided by County Ordinance Code 26-2.1204:

- Hear and decide all applications for variance permits, including off-street parking and loading requirements, highway setback requirements, and sign requirements. Further, the zoning administrator shall review and decide all site, development, elevations, off-street parking, and loading and landscaping plans and drawings, and plans and drawings for location, size, and design of signs. Where matters covered by this paragraph are requested with the filing of a tentative minor subdivision map, the entire application shall be considered by the division charged with reviewing the map;
- Hear and decide all requests for conditional use permits (also referred to as land use permits);
- Be part of the advisory agency for the purpose of passing on minor subdivision and tentative maps, as specified in Title 9 of this code;
- Hear and decide all applications or requests for proposed entitlements estimated to generate less than 100 peak-hour trips;
- Hear and make recommendations regarding proposed development agreements when such agreements are processed separately from the development project applications; and

- Hear and act on such other matters as specifically assigned by ordinance or board resolution or order.

Required findings for a land use permit are that the proposed land use will not cause the following:

- be detrimental to the health, safety and general welfare of the county;
- adversely affect the orderly development of property within the county;
- adversely affect the preservation of property values and the protection of the tax base within the county;
- adversely affect the policy and goals as set by the general plan;
- create a nuisance and/or enforcement problem within the neighborhood or community;
- encourage marginal development within the neighborhood;

The above findings have not posed a constraint to approval of residential projects that require a land use permit.

Apart from the County's provisions to protect and preserve trees as well as requiring stormwater control plans, respectively established in Section 4010 of Chapter 816-6 and Section 004 of Chapter 1014-4 of the County's Ordinance Code, there is no mandated design review process or body that reviews developments proposed in the county's unincorporated areas.

Two levels of review are involved with residential development. The first level involves the review of conformance with the County General Plan and state environmental requirements. If the site is not designated for residential development under the General Plan, an amendment to the General Plan is



required. The second level of review requires that the site have the appropriate zoning for the type and amount of residential development identified in the project; otherwise a zone change is needed. Changing a site to a Planned Unit District includes both rezoning and a preliminary development plan. Single-family developments often require subdivision map approval while multi-family developments require a development plan. Depending on the size, scope, and location, the application and processing times for a residential development project vary (see Table 6-49).

**TABLE 6-49 ESTIMATED DEVELOPMENT REVIEW TIME FRAMES**

Development Permit/Review Process	Time Frame
Rezoning	6 to 12 months
Use Permits	4 to 6 months
Development Plans	3 to 4 months
Minor Subdivisions	4 to 6 months
Major Subdivisions	6 to 12 months*
Variances	3 to 4 months

Source: Contra Costa County Department of Conservation and Development (August 2021).

Note: \* It should be noted that approval of larger residential subdivisions (100 units or more) often take a year or more. This is because such applications for residential development proposals invariably require an Environmental Impact Report (EIR).


It should be noted that it is the experience of Contra Costa County that larger residential subdivisions (100 units or more) often take up to 12 months or more to complete approvals and processing. This is because such applications for residential development proposals invariably require an environmental impact report. The length of time to finalize the environmental impact report depends greatly on the size, scope, and location of the residential development project, environmental issues under

review, and the extent of public comment received on the draft environmental impact report. The amount of time between the entitlement approval and when the application is approved for a building permit depends on several factors, including, and not limited to, the number of units and the developer’s financial and funding sources.

Overall, the County has taken several steps to expedite processing, reduce costs, and clarify the process to developers and homeowners. The County has rezoned many of the parcels in its formerly designated redevelopment project areas as P-1 or Planned Unit Development districts to facilitate a faster, more streamlined permit process. Furthermore, in August 1990, the County established the Application and Permit Center. The Center is designed to make permit processing quicker and easier by enhancing the coordination of permitting services. The review and submittal of new applications have been available online since 2019, with this capacity increasing in 2020. This process has eliminated the extra time to submit applications in person and has been very well-received by customers. The County also offers a voluntary Pre-application Review. Developers and homeowners can meet with staff to determine the permits necessary and the cost and review time involved. More importantly, residential developments under 100 units that are allowed by zoning need not be reviewed by the Planning Commission or Board of Supervisors; rather they are reviewed by the Zoning Administrator. The County makes all efforts to process applications in an expedient manner.

The County will comply with SB 330 (Government Code Section 65589.5), relying on regulations set forth in the law for processing preliminary applications for housing development projects, conducting no more than five hearings for housing projects that comply with objective General Plan and development standards, and making a decision on a residential project





within 90 days after certification of an environmental impact report or 60 days after adoption of a mitigated negative declaration or an environmental report for an affordable housing project. The County is proposing Action HE-A6.1 to establish a process in compliance with SB 35 to streamline the review of eligible affordable housing projects.

## 6. Building Codes and Enforcement

Contra Costa County has adopted the 2019 California Building Code (CBC), with local amendments as deemed necessary, and the Uniform Housing Code as Title 7 within the County's Ordinance Code, which establish standards and require inspections at various stages of construction to ensure code compliance. Chapter 74-4 within Title 7 contains the local amendments to the adopted CBC. These amendments include provisions related to fire-suppression systems, retaining wall requirements, seismic safety design, electric vehicle charging facilities, among others. Specifically, the County's local amendments require the following:

- Permit exemptions for retaining walls below three feet in height and that have a downward ground slope with a maximum rise and run of 1:10 unless supporting surcharge or ground slope more than 1:2.
- Construction plans must be submitted on suitable materials and drawn to scale. Electronic submissions are permissible with advanced approval. Plans must show existing property lines, elevations, and existing structures as well as the contact information of the landowner and the people who prepare the plans.
- Any newly-built group R-1, R-2, R-3 buildings should include infrastructure to support future installation of chargers for use by

electric vehicles and newly-built group R-2 must include fully-functioning charging stations.

- Smoke detectors must be installed on existing flat-roof buildings when a pitched roof is constructed on top of the existing structure with the existing roof sheeting in place.
- Exterior wall cover using wood shakes or shingles must be treated for fires unless there is a 10-foot minimum easement between the property line and the exterior wall facing the street.
- Isolated spread concrete footings of buildings three stories or less above grade that are fully supported on earth or rock where the structural design of the footing is based on a specified compressive strength of no greater than 2,500 pounds per square inch.
- Structures in Seismic Design Category C, D, E, or F shall not have elements of structural plain concrete except when (1) isolated footings of plain concrete supporting pedestals or concrete have the projection of the footing beyond the face of the supporting member not in excess of the footing thickness or (2) when plain concrete footings have at minimum two continuous longitudinal reinforcing bars.
- Slabs shall have a reinforcement of at least 6-inch by 10-gauge wire mesh or equal at mid-height.
- Gypsum board may be used provided it is opposite of the studs from other types of braced wall panel sheathing and Method PCP is limited to one-story dwellings and accessory structures.



- Chapter 4 provisions shall apply to additions and alterations of existing residential buildings when: (1) Projects that increase the total combined conditioned and unconditioned area by 5,000 square feet or more; (2) alterations to existing structures impacting 5,000 square feet or more of total combined conditioned and unconditioned building area; (3) demolition projects when a demolition permit is required.
- Application of Section 5.408's requirements to additions, alterations, and demolitions whenever a permit is required for the work except when a demolition has been declared necessary for public health reasons.
- New multi-family buildings apart from those in Section 4.106.4.1 must feature electric vehicle charging spaces at a minimum of 10 percent of the total number of parking spaces at the dwelling site, and half of these, but not less than one, shall have fully-operational electric vehicle supply equipment (EVSE) with the remainder supporting future EVSE.
- A minimum of 65 percent of nonhazardous construction and demolition waste must be recycled or reused except for (1) soil excavations and land-clearing debris and (2) if the enforcing agency identifies alternate waste-reduction requirements.
- Submission of a construction waste management plan with updates as necessary and must fulfill certain requirements, including identification of the materials to be diverted from the site, statement as to whether waste materials will be sorted on-site, identification of where the waste materials will go, identification of construction methods to reduce waste generated, weighing and measuring the waste in accordance with the enforcement agency's standards, and a final document outlining the compliance with this requirement.


On January 18, 2022, the County Board of Supervisors adopted Ordinance 2022-02, an All-Electric (New Construction) Ordinance, to amend the 2019 California Energy Code to require the following building types to be all-electric:

- Residential (including single-family and multi-family buildings)
- Detached Accessory Dwelling Units

These local amendments were made to address multiple vulnerabilities in Contra Costa County, including seismic risk, fire hazards, and communities subject to environmental inequity. The County's building code also requires new residential construction to comply with the federal ADA, which specifies a minimum percentage of dwelling units in new developments that must be fully accessible to the physically disabled. Although these standards and the time required for inspections increase housing production costs and may impact the viability of rehabilitation of older properties that are required to be brought up to current code standards, the intent of the codes is to provide structurally sound, safe, and energy-efficient housing.

The County's Code Enforcement Section is responsible for enforcing both state and County regulations governing the maintenance of all buildings and properties. Code Enforcement handles complaints and inspections in the unincorporated areas of the County and also provides services to several cities and towns, including Lafayette, Moraga, Orinda, Pittsburg, and Clayton, and a portion of the City of Richmond.

Most of the complaints submitted to Code Enforcement deal with property maintenance, substandard housing issues, and abandoned vehicles. To facilitate the correction of code violations or deficiencies, Code Enforcement works closely with other County agencies. Code Enforcement staff routinely refer homeowners to the County's rehabilitation loan and grant programs,



including the Neighborhood Preservation Program. The Division also refers homeowners, mobile home owners, and apartment owners to the County's Weatherization Program. This program offers minor home repairs, water heaters, stoves, insulation, and other improvements for housing units in the county.

## C. ENVIRONMENTAL, INFRASTRUCTURE, AND PUBLIC SERVICE CONSTRAINTS

Environmental factors and a lack of necessary infrastructure or public services can constrain residential development in a community by increasing costs and reducing the amount of land suitable for housing construction. This section summarizes and analyzes the most pertinent constraints to housing in Contra Costa County.

### 1. Environmental Constraints

Environmental constraints related to seismic activity, geology/topographical, flooding potential, or other environmental issues can impact the cost associated with the maintenance, improvement, and development of housing. A more detailed discussion is contained in the Safety Element of the County General Plan. The discussion below summarizes the most pertinent environmental constraints.

## Seismic Constraints

Contra Costa County is divided by several fault systems that divide the county into several large blocks of rock. These faults include the San Andreas, Hayward, Calaveras, Franklin, Concord, Antioch, Mount Diablo, and Greenville Faults. Based on estimates from geologists, these faults have a probable earthquake magnitude of between 5.0 and 8.5 on the Richter scale. The area has experienced a number of major earthquakes originating on faults both in the county and in the broader region, including most recently the Loma Prieta Earthquake in 1989.

Seismic activity associated with faults can also cause hazards such as liquefaction and soil settlement, slope failure, deformation of sidehill fills, ridgetop fissuring and shattering, and seiches,<sup>3</sup> among others. Typically, structures on bedrock experience less groundshaking and earthquake-related impacts than structures on recent sedimentary deposits.

Since housing in the region will likely be subject to a damaging earthquake, it must be designed to withstand the event and protect its occupants. Without proper mitigation, earthquakes and other seismic-related activity can have a major impact on housing development. For development proposed in areas with potential earthquake-induced hazards, special mitigation measures must be included as conditions of development approval. As described in the Safety Element, these measures may include:

---

<sup>3</sup> An earthquake-generated wave in an enclosed body of water such as a lake, reservoir, or bay.



- **Environmental review:** Through the environmental review process, the County requires geologic, seismic, and/or soils studies as necessary to evaluate proposed development in areas subject to ground-shaking, fault displacement, or liquefaction.
- **Improved construction design:** Staff review of applications may require modified seismic strengthening and detailing to meet the latest adopted seismic design criteria.
- **Setbacks:** Require that structures are adequately setback from active and potentially active fault traces.

## Fire Hazard Constraints

Fire hazards, particularly wildland fires, can represent a considerable constraint to residential development without appropriate mitigation measures and the availability of firefighting services.<sup>4</sup> However, this constraint is primarily limited to development that is adjacent to the ULL where there is more open space and typically a greater amount of vegetation. Areas of the county outside the ULL that are covered with natural vegetation and dry-farmed grained areas are extremely flammable during the late summer and fall. These types of wildland or brush fires are a particular threat to home sites with large areas of non-irrigated vegetation.

Most of the county is identified as susceptible to moderate wildland fire hazards, while isolated areas in the western and central areas of the county


have a high or very high susceptibility. Another special hazard in the East County is peat fires. Once peat fires occur, they are extremely difficult to extinguish. Any area east of the high-water line may have peaty soil conditions. However, most of these areas with a moderate to high susceptibility to fire hazards are located beyond the ULL boundary where development is limited and the areas are primarily used as open space and for agricultural operations. Identified Very High Fire Hazard Severity Zones occur mainly along communities on the eastern side of Berkeley Hills, especially near El Sobrante as well as further east in Mt. ? Diablo.

The Safety Element and the Public Facilities and Services Element of the County General Plan contain policies and measures designed to protect the public and housing from these fire hazards, particularly beyond the ULL. Some of these policies are identified below.

- Projects that encroach into areas that have a high or extreme fire hazard must be reviewed by the appropriate Fire Bureau to determine if special fire prevention measures are advisable.
- Major developments will not be approved if fire-fighting services are not available or are not adequate for the area.
- New development will pay for its fair share of costs for new fire protection facilities and services.

---

<sup>4</sup> Pursuant to SB 1241 (Kehoe, Statutes of 2012), concurrent with the 2023 - 2031 Housing Element Update, the Safety Element will be reviewed and updated as necessary to address the risk of fire hazard in state responsibility areas and very high fire hazard severity zones.

- 
- Needed upgrades to fire facilities and equipment will be identified as part of project environmental review and area planning activities to reduce fire risk and improve emergency response in the county.

Additionally, the state legislature adopted SB 99 (2019) in response to the destruction observed with the 2018 Camp Fire that razed Paradise, California. To ensure public safety and ability to evacuate quickly, the state requires all new residential developments in a fire hazard severity zone to have a minimum of two entry/exit points to access emergency evacuation routes. The Draft Safety Element will contain an analysis of the residential developments in the unincorporated county that comply with this law.

## Flood Hazard Constraints

Substantial areas within Contra Costa County are subject to flooding, with most of the county's creeks and shoreline areas lying in the 100-year flood plain.<sup>5</sup> The land inventory for residential sites includes an analysis of flood hazard constraints, and sites lying in the 100-year flood plain. A substantial portion of East County near the Sacramento-San Joaquin Delta is subject to flooding. The most serious flood hazards are associated with the system of levees that protect the islands and adjacent mainland in the Delta area. As with fire hazards, the majority of the area subject to flooding, particularly in the eastern part of the county, is beyond the ULL boundary in areas where development is restricted. Nonetheless, the County's 2018 Local Hazard Mitigation Plan identifies that approximately 66 percent of the potentially

developable land in the dam/levee failure inundation zone of the county could become residential uses (1,730.7 acres) and approximately 4 percent (113.3 acres) could become mixed-use (including housing) under the currently adopted Land Use Element. Some areas with land uses permitting housing in the inundation zone may be updated as part of the General Plan Update to protect the health, safety, and well-being of county inhabitants.

General policies and specific measures in the existing Safety Element are designed to protect persons and structures from hazards related to flooding. These include:

- Intensive urban and suburban development is not permitted in reclaimed areas unless flood protection in such areas is constructed, at a minimum, to the standards of the Flood Disaster Protection Act of 1973.
- The creek setback ordinance requires appropriate setbacks for residential and commercial structures to prevent property damage from bank failure along natural water courses.
- The environmental review process ensures that potential flooding impacts are adequately addressed through appropriate mitigation measures, such as flood-proofing, levee protection, and Delta reclamation.

---

<sup>5</sup> Pursuant to AB 162 (Wolk, Statutes of 2007) and SB 5 (Machado, Statutes of 2007), concurrent with the 2023 - 2031 Housing Element Update, the flood hazard map, and related flood hazard policies and measures, contained in the Safety Element will be reviewed and updated as necessary to reflect new information regarding flood hazard risks, including the best available maps that identify the risks associated with a 200-year flood event.



## Geologic/Topographical Constraints

The presence of steep hillsides and the risk of landslides and erosion can restrict housing development in certain areas of the county and may require specific mitigation measures to ensure the safety of structures and their inhabitants. Much of the topography of the county includes hilly terrain and it also has a high proportion of recent, poorly consolidated geologic formations that are prone to slope failure. As a result, many of these areas have been placed outside the ULL to restrict development in these areas and ensure public safety.

Apart from earthquakes, unstable hill slopes, reclaimed wetlands, and marsh fill areas, which may suffer landslides, slumping, soil slips, and rockslides are considered a major geologic hazard in these areas of Contra Costa County. Liquefaction is also a concern in areas of the county near major bodies of water, especially on the county's western section along San Pablo Bay; the north section along Suisun Bay; and the eastern section along the Sacramento River, Old River, and Discovery Bay.

To protect persons and property from these types of geologic/topographical hazards, the County has recognized that major slope areas in excess of 26 percent may be unsuitable for development. In addition, the County has adopted a Hillside Preservation Ordinance to prevent development in areas that are hazardous for persons or structures. Additional measures and policies affecting housing development identified in the Safety Element include:

- Slope stability is a primary consideration in the ability of land to be developed or designated for urban uses.

- Slope stability is given careful scrutiny in the design of developments and structures, and in the adoption of conditions of approval and required mitigation measures.
- Residential density shall decrease as slope increases, especially above a 15-percent slope.
- Subdivisions approved on hillsides that include individual lots to be resold at a later time will be large enough to provide flexibility in finding suitable building site and driveway location.

In general, the County has taken important measures to ensure that the areas designated for urban development (i.e., those areas lying within the ULL boundary) are safe and suitable for residential development. Major areas subject to flooding and fire hazards, as well as areas with particularly steep hillsides have been placed outside the ULL to restrict inappropriate and unsafe development there. While earthquakes affect the entire region, adequate measures identified both in the Safety Element and contained in the Uniform Building and Housing Codes are incorporated into developments to ensure that structures are designed to withstand these events and protect their inhabitants.

The updated Safety Element, which is being prepared as part of the Comprehensive General Plan Update in progress, will include additional new policies to further promote hazard reduction. Those policies will enhance public safety without significantly augmenting the cost of development.



## 6.4 Housing Resources

This section analyzes the resources available for the development, rehabilitation, and preservation of housing in the unincorporated areas of Contra Costa County. This analysis includes an evaluation of the availability of land resources for future housing development, the County's ability to satisfy its share of the region's future housing needs, the financial resources available to support housing activities, and the administrative resources available to assist in implementing the County's housing programs. Additionally, this section examines opportunities for energy conservation.

### A. AVAILABILITY OF SITES FOR HOUSING

The Association of Bay Area Governments (ABAG) is responsible for developing the Regional Housing Needs Allocation (RHNA), which assigns a share of the region's future housing need to each jurisdiction in the ABAG region. State law requires communities to demonstrate that they have sufficient land to accommodate their share of the region's need for housing from June 30, 2022, through December 15, 2030, the County's RHNA projection period. This timeframe differs from the timeframe of the Housing Element document itself of January 31, 2023 through January 31, 2031. The RHNA projection period is the timeframe which residential units can be counted towards the County's 6<sup>th</sup> cycle RHNA. For the 6<sup>th</sup> cycle RHNA projection period, ABAG has determined that the County's share of the RHNA is 7,610 new housing units (see Table 6-32 for the County's RHNA share.) This section identifies the development potential through projected accessory dwelling units and on suitable land throughout the unincorporated areas of Contra Costa County.

### 1. Site Inventory

An important component of the Housing Element required by State Housing Element law (Government Code Section 65583.2) is the identification of sites for future housing development, and evaluation of the adequacy of these sites in fulfilling the County's share of regional housing needs as determined by ABAG. As part of the 2023-2031 Housing Element update, an analysis of the residential development potential in each of the unincorporated communities of Contra Costa County was conducted. In addition, a parcel-specific vacant and underutilized site analysis was performed using the County's Geographic Information System (GIS) and up-to-date information from the County Assessor's records.

The analysis takes into consideration a range of factors, including permitted density, parcel size, potential for lot consolidation, development constraints relating to topography, potential hazards, and other physical and environmental issues, location and housing demand, as well as available development tools and incentives such as planned unit development. Factors related to fair housing were also considered based on the Assessment of Fair Housing in Section 6.2.

In addition to identifying vacant or underutilized land resources, local governments can address a portion of their adequate sites requirement through the provision of accessory dwelling units (ADUs). Action HE-A2.5 is included in Section 6.7, Housing Plan, to commit the County to supporting ADU development.





## Accessory Dwelling Unit Potential

In 2018, 2019, 2020, and 2021, County permit records indicate that an average of 64 ADUs received building permits per year.

- 2018 - 47 ADUs received building permits
- 2019 - 62 ADUs received building permits
- 2020 - 48 ADUs received building permits
- 2021 - 100 ADUs received building permits

Based on the average of 64 ADUs per year, an additional 546 ADUs can be projected for the 2022-2030 6th cycle projection period. The Association of Bay Area Governments (ABAG) prepared a Draft Affordability of Accessory Dwelling Units report for the entire ABAG region in early 2022. The analysis made findings for the affordability of ADUs based on data gathered on current rents and occupancy of ADUs, in addition to industry research about affordability levels of ADUs, including those that do not reach the rental market. In addition, ADU research conducted by the University of California, Berkeley's (UC Berkeley's) Center for Community Innovation indicates that 40 percent of ADUs are typically rented to family members or friends at either no cost or below-market rental rates.<sup>1</sup> Table 6-55 shows the projected 546 ADUs broken into income categories based on the ABAG analysis. The

County's ADU regulations encourage this housing type and allow flexibility in their development.

## Housing Units Constructed or Approved

Some units the County proposes to count toward meeting the RHNA are on sites with approved projects. The units on these sites are shown in Table 6-50. The County anticipates that these approved units will be completed within the 2023-2031 planning period.

---

<sup>1</sup> Chapple et al., 2017, UC Berkeley's Center for Community Innovation. *Jumpstarting the Market for Accessory Dwelling Units: Lessons Learned from Portland, Seattle, and Vancouver.*



**TABLE 6-50 RESIDENTIAL PROJECTS APPROVED OR UNDER CONSTRUCTION**

County File No. Project Name	APN(s)	Acreage	Community	Current General Plan Land Use & Density (units/acre)	Proposed General Plan Land Use & Density (units/acre)	Status	Units	Affordability Level
SD13-9338 "Ball Estates"	198170006, 198262002, 198262003, 198262004 and 198170008	61.7	Alamo	SL (1-2.9 du/ac) OS (Open Space)	RL (1-3 du/ac) RC (Resource Conservation)	Approved	35	Above Moderate: 35 Total: 35
SD18-9504	201010007	3.52	Alamo	SL (1-2.9 du/ac)	RL (1-3 du/ac)	Approved	6	Above Moderate: 6 Total: 6
BIMR19-011850	197010029	0.23	Alamo	MM (12- 20.9 du/ac)	RMH (17- 30 du/ac)	Under Construction	3	Above Moderate: 3 Total: 3
GP13-0001, SD13-9340, DP13-3027 "Habitat for Humanity Pacifica Landing"	098210001	2.35	Bay Point	SM (3-4.9 du/ac)	RMH (17- 30 du/ac)	Approved	29	Above Moderate: 22 Moderate: 3 Lower: 4 Total: 29 Subject to Inclusionary Ordinance
DP20-3011 "Alves Lane"	093100059 and 093100060	3.85	Bay Point	MM (12- 20.9 du/ac)	RMH (17- 30 du/ac)	Under Construction	100	Above Moderate: 87 Lower : 13 Total: 100
DSD17-09467, DP17-03017	096020081	0.62	Bay Point	ML (7.3-11.9 du/ac)	RMH (17- 30 du/ac)	Under Construction	7	Above Moderate: 7 Total: 7
SD60-013CC, DP82-03024CC	Large number of APNs, not all individually listed	n/a	Bethel Island	SL (1-2.9 du/ac)	RM (7-17 du/ac)	Under Construction	329	Above Moderate: 329 Total: 329
SD60-013CC, DP82-03024CC, LL22-0011, ZZ22-0198, BIGS22-003758	031010012	14.29	Bethel Island	SL (1-2.9 du/ac)	RM (7-17 du/ac)	Under Construction	55	Above Moderate: 55 Total: 55



County File No. Project Name	APN(s)	Acreage	Community	Current General Plan Land Use & Density (units/acre)	Proposed General Plan Land Use & Density (units/acre)	Status	Units	Affordability Level
GP07-00009, DP10-03008 "Tassajara Parks"	220100023	154.89	Camino Tassajara	SH (5-7.2 du/ac) PR (Parks and Recreation)	RLM (3-7 du/ac) PR (Park and Recreation)	Approved	125	Above Moderate: 125 Total: 125
DP21-3001, SD21-9559, RZ21-3258	172012008, 172012020, 172012021, 172012023, 172012020, 172012025 and 172012028	5.4	Contra Costa Centre	MH (21- 29.9 du/ac)	RMH (17- 30 du/ac)	Approved	125	Above Moderate: 115 Moderate : 10 Total: 125
DP18-3031 "Del Hombre Apartments"	148170051	2.36	Contra Costa Centre	MS (50-125 du/ac)	RVH (70-125 du/ac)	Under Construction	284	Above Moderate: 248 Moderate: 24 Lower: 12 Total: 284 Subject to Inclusionary Ordinance
GP 19-0002 "Pantages"	011230007, 011230006, 011220010, 011220017 and 011220018	157.06	Discovery Bay	SH (5-7.2 du/ac) OS (Open Space) PR (Parks and Recreation)	RLM (3-7 du/ac) RC (Resource Conservation) PR (Park and Recreation)	Approved	277	Above Moderate: 236 Moderate: 33 Lower: 8 Total: 277 Subject to Inclusionary Ordinance
GP08-0002 "Newport Pointe"	011220013 and 011220014	20.8	Discovery Bay	SM (3-4.9 du/ac) SH (5-7.2 du/ac) OS (Open Space) PR (Parks and Recreation)	RLM (3-7 du/ac) RC (Resource Conservation) PR (Park and Recreation)	Approved	67	Above Moderate: 67 Total: 67
SD05-08986, DP05- 03038 , BIGS19-010697	425110027	1.17	El Sobrante	ML (7.3-11.9 du/ac)	MUL (0- 30 du/ac)	Approved	10	Above Moderate: 10 Total: 10
DP16-03011 SD15-09407	430152092 thru 430152095	1.12	El Sobrante	M-12 (check)	MUL (0- 30 du/ac)	Approved	8	Above Moderate: 8 Total: 8
SD18-9491	403202011	2.76	Montalvin Manor	M-9 (7.3-11.9 du/ac)	RM (7-17 du/ac)	Approved	33	Above Moderate: 33 Total: 33



County File No. Project Name	APN(s)	Acreage	Community	Current General Plan Land Use & Density (units/acre)	Proposed General Plan Land Use & Density (units/acre)	Status	Units	Affordability Level
SD05-9065 DP05-03095, BIPRJ22-00007	375311001 and 375311003	1.45	Mountain View	MH (21- 29.9 du/ac)	RMH (17- 30 du/ac)	Under Construction	30	Above Moderate: 30 Total: 30
BIR19-012635	409172019	0.23	North Richmond	SH (5-7.2 du/ac)	RMH (17- 30 du/ac)	Under Construction	2	Above Moderate: 2 Total: 2
DP21-3019 "Rodeo II Senior Housing"	357120074	0.99	Rodeo	MS (50-125 du/ac)	RVH (70-125 du/ac)	Approved	67	Lower: 67 Total: 67
SD14-09367	357140058, 357140059 and 357140060	0.33	Rodeo	M-1 ( ? du/ac)	MUM (30- 75 du/ac)	Under Construction	6	Above Moderate: 6 Total: 6
RD20-00001 BIR21-004148	357042008	0.07	Rodeo	M-2 ( ? du/ac)	MUM (30- 75 du/ac)	Under Construction	1	Above Moderate: 1 Total: 1
MS16-00009	357140062 thru 357140064	0.42	Rodeo	M-1 ( ? du/ac)	MUM (30- 75 du/ac)	Approved	3	Above Moderate: 3 Total: 3
DP18-3021, BICO21-009177, CV21-0065	357151002	0.56	Rodeo	M-2 ( ? du/ac)	MUM (30- 75 du/ac)	Approved	22	Above Moderate: 19 Lower : 3 Total: 22
GP13-0003, RZ13-3224, SD13-9359, DP13-3035 "Saranap Village"	184010035, 184010046, 184450025, 185370010, 185370012, 185370018 and 185370033	3.44	Saranap	M-15 (53.5 du/ac)	MUM (30- 75 du/ac)	Approved	198	Above Moderate: 198 Total: 198
GP04-0013, DP04-3080, RZ04-3148, SD04-8809 "Bayview Estates"	380030046	78.65	Vine Hill	SH (5-7.2 du/ac) OS (Open Space)	RM (7-17 du/ac) RC (Resource Conservation)	Approved	144	Above Moderate: 144 Total: 144
SD20-9545	161150009	9.89	Vine Hill	SH (5-7.2 du/ac)	RLM (3-7 du/ac)	Approved	38	Above Moderate: 38 Total: 38
MS14-00009	380231020	0.31	Vine Hill	SH (5-7.2 du/ac)	RM (7-17 du/ac)	Approved	2	Above Moderate: 2 Total: 2
CDDP15-03004	426261050	0.2	El Sobrante	M-12	MUL (0- 30 du/ac)	Approved	3	Above Moderate: 3 Total: 3



County File No. Project Name	APN(s)	Acreage	Community	Current General Plan Land Use & Density (units/acre)	Proposed General Plan Land Use & Density (units/acre)	Status	Units	Affordability Level
CDSD21-09573	161280005	1.98	Vine Hill	SH (5-7.2 du/ac)	RLM (3-7 du/ac)	Approved	7	Above Moderate: 7 Total: 7
SD16-9442	169150012, 169150013, 169150014, 169150015	9.59	Reliez Valley	SL (1-2.9 du/ac)	RL (1-3 du/ac)	Approved	4	Above Moderate: 4 Total: 4
SD16-9429	166210018, 166210019, 166210020, 166210021, 166210022, 166210023, 166210024, 166210025, 166210026	7.64	Reliez Valley	SL (1-2.9 du/ac)	RL (1-3 du/ac)	Approved	9	Above Moderate :9 Total: 9
MS15-0008	166240037, 166240038, 166240039	2.23	Reliez Valley	SL (1-2.9 du/ac)	RL (1-3 du/ac)	Approved	3	Above Moderate: 3 Total: 3
<b>TOTALS</b>							<b>2,032</b>	<b>Above Moderate: 1,855 Moderate: 60 Lower: 107 Total: 2,032</b>

Source: Contra Costa County, 2022

## Sites Inventory

The County's land inventory for the 2023 – 2031 Housing Element timeframe is included in Appendix A. The majority of the sites are proposed to receive a change in land use designation and allowed density as part of the comprehensive General Plan update currently underway. If the current

allowed density and General Plan designations and zoning will remain, the site is listed in Table A of Appendix A. If a change to General Plan land use and/or zoning is needed, the site is listed in Table B of Appendix A.



## Realistic Development Capacity

The assumed realistic capacity for housing development for all parcels in the land inventory is a proportional share of the maximum densities allowed. Realistic units are rounded down to the next-lowest whole number. However, all of the parcels in the land inventory can accommodate at least one unit per parcel, so parcels that would round down to zero units are instead rounded up to allow one unit on the parcel. This section looks at historic development trends for lower- and higher-density residential projects in the unincorporated county to determine realistic percentages of maximum allowable density to calculate units shown in Appendix A on the sites. If a parcel listed in Appendix A is already part of an approved project, the realistic units are based on that approved project.

Sites that allow higher-density housing types at 30 units per acre and above are considered suitable for lower-income households in Contra Costa County, per state set default densities. In addition, also per state law, sites in land use designations and zoning districts that allow a minimum density of 30 dwelling units per acre can calculate realistic development capacity based on the size of the site multiplied by the minimum allowed density. There are sites in the sites inventory that are proposed to receive minimum densities of either 30 or 75 dwelling units per acre that propose to accommodate lower-income units. This method of calculating realistic capacity is used on those sites. The supporting trends and proposed realistic development capacity for the remaining sites in the inventory are discussed below.

Parcels that allow lower densities (0-17 du/ac) are what is most typically included in this inventory to address the above moderate RHNA numbers. All of the sites that address the moderate income RHNA allow 30 du/ac or higher but are smaller sized sites than most sites addressing lower income RHNA units. Because developing greater density on smaller sites can be

more difficult, these sites are considered more suitable for addressing the moderate income RHNA.

To estimate reasonable residential potential on individual parcels in the land inventory that could accommodate more than one unit per parcel, a realistic assumption of 80 percent of maximum allowed density was used to estimate a realistic number of dwelling units that would likely develop on each parcel. Table 6-51 presents recent projects in medium- and lower-density areas of the county that support an assumption 80 percent of maximum allowed density. The average percent of allowed density of the listed projects exceeded 80 percent of allowed unit capacity.

To estimate reasonable residential potential on individual parcels in the land inventory that could accommodate higher density multifamily projects, a realistic assumption of 85 percent of the maximum allowed density was used to estimate a realistic number of dwelling units that would likely develop on each parcel. This is based on the development standards and historic development trends on sites that allow higher-density multifamily development. Multiple residential or mixed-use projects containing multifamily housing have been constructed or recently approved in unincorporated Contra Costa County (see Table 6-52 for representative projects). Representative approved and built projects in Table 6-52 support realistic capacity assumptions of 85 percent. The average built density for projects in Table 6-52 is 114 percent of the maximum allowed density.



**TABLE 6-51 REPRESENTATIVE MEDIUM- AND LOWER-DENSITY PROJECTS IN UNINCORPORATED CONTRA COSTA COUNTY**

County File No. Project Name	APN(s)	Acreage	Entitled, Under Construction, or Completed?	Zone	Previously Developed with/ Existing Uses	Project Description	Total Number of Dwelling Units	Built Density	Percentage of Allowed Capacity
SD07-09174, 'Summer Hills Park'	166010042 thru 166010050	6	Completed in 2015	SL/R-20 1-2.9 du/ac	No	Single Family Houses	9	2 du/ac	66%
DP13-03022 SD13-09352 GP13-00002 "Driftwood Dr"	098590001 thru 098590050	7.8	Completed in 2018	SH/P-1 5-7.2 du/ac	No	Single Family Houses	50	8.25 du/ac	115%
DP07-03035 DP04-03031 SD04-08830 "Sea Breeze II"	098580001 thru 098580017	3.51	Completed in 2014	SH/P-1 5-7.2 du/ac	No	Single Family Houses	17	6.4 du/ac	89%
SD04-08902	095060017 thru 095060024	1.53	Completed in 2014	SH/P-1 5-7.2 du/ac	No	Single Family Houses	8	7.0 du/ac	97%
DP04-03048	161570001 thru 161570020	2.47	Completed in 2018	ML/P-1 7.3-11.9 du/ac	No	Single Family Houses	20	10.8 du/ac	90%
SD-6844, CV15-00075	166420001 thru 166420006, 166420014 thru 166420019, 166420028, 166420029, 166010034 and 166010056 thru 166010058	13.25	Completed in 2020	SL/R-20 1-2.9 du/ac	No	Single Family Houses	16	1.6 du/ac	57%
SD18-09495, RZ18-03244	117040023 thru 117040030	3.4	Completed in 2021	SL/R-15 1-2.9 du/ac	No	Single Family Houses	8	3.1 du/ac	106%
MS00-00003, CV16-00055, CV14-00041	192210028 thru 192210030	3.3	Completed in 2019	SV/R-40 0.2-0.9 du/ac	No	Single Family Houses	3	0.82 du/ac	91%
AVERAGE PERCENT OF ALLOWED CAPACITY									89%

Source: Contra Costa County, 2022



**TABLE 6-52 REPRESENTATIVE MULTIFAMILY HIGHER-DENSITY PROJECTS IN UNINCORPORATED CONTRA COSTA COUNTY**

Address/ Project Name	APN(s)	Acreage	Entitled, Under Construction, or Completed?	Zone	Previously Developed With/ Existing Uses	Project Description	Total Number of Dwelling Units	Maximum Allowed Density	Built Density	Percentage of Allowed Capacity
Heritage Point 1500/1540 Fred Jackson Way, North Richmond DP14-0326	409080028, 40908001, 409080014, 409080015, 409080016, 409080020, 409080026	0.69	Completed in 2019	P-1	Single-family, vacant commercial, and vacant underutilized parcels	Rental project owned by CHDC of North Richmond	42 (41 affordable)	50 du/ac	60 du/ac	117%
Del Hombre Apartments 3010 thru 3070 Del Hombre Ln and 112 Roble Rd, Pleasant Hill BART project, Unincorporated Walnut Creek DP18-03031	148170041, 148170037, 148170001, 148170022, 148170042	2.37	Under construction	P-1	Four Single family residences	Rental project owned by Hanover/Del Hombre Walnut Creek holdings	284 (12 very low and 24 moderate)	100 du/ac	119 du/ac	119%
214 Center Ave., Pacheco	125120017	0.41 small site	Under construction	P-1	Vacant lot	Ownership project	8 (1 moderate)	19	19.5	102%
Willow View Apartments 3600 – 3628 Willow Pass Road, Bay Point	098240064	7.34	Completed in 2021	P-1	Vacant lot	Rental project owned by Meta Housing Corporation	193 (19 affordable)	21.99	26	119%
AVERAGE PERCENT OF ALLOWED CAPACITY										114%

Source: Contra Costa County, 2022

### Inventory of Sites

Sites in addition to those with approved projects listed in Table 6-50 are identified to address the County's RHNA. These are summarized in Table 6-53 by community. Details about each site are included in the tables and maps in Appendix A. Tables with additional details are also included in Appendix A for sites that include units to address the lower-income RHNA.



**TABLE 6-53 VACANT AND UNDERUTILIZED RESIDENTIAL SITES ANALYSIS**

Community	Total No. of Parcels	Potential No. of Units
Alamo	15	351
Bay Point	142	2,965
Bay View	5	969
Byron	2	184
Clyde	1	1
Contra Costa Centre	6	458
Crockett	17	21
Discovery Bay	4	494
East Richmond Heights	5	50
El Sobrante	103	1,184
Montalvin Manor	3	410
North Richmond	134	554
Pacheco	7	113
Pleasant Hill (unincorporated)	2	8
Reliez Valley	1	1
Rodeo	26	275
San Pablo	1	18
Saranap	1	1
Tara Hills	2	20
Vine Hill	30	430
Walnut Creek (unincorporated)	22	978
<b>Total:</b>	<b>529</b>	<b>9,485</b>

Source: Contra Costa County 2022

Note:


1. The two APNs in Mountain View are part of a submitted application. Other parcels are not included for Mountain View due to constraints related to water and wastewater service.

## Small Sites

Some of the sites included in the sites inventory to address the lower-income RHNA consist of multiple parcels, some of which are smaller than 0.5 acres, and some sites included are one parcel that is smaller than 0.5 acres. Only sites that correspond to a similar track record of development under the same owner or those with strong potential for parcel assemblage or consolidation due to owner interest and/or common ownership have been included in the inventory to address the lower-income RHNA. (see Appendix A sites exhibits). A successful example of projects containing multifamily housing on a parcel smaller than 0.5 acres has been included in Table 6-52. The County has also included Action HE-A5.5 to encourage and facilitate parcel assemblage.

## Potential Hazards

Some residential neighborhoods and sites listed in the Sites Inventory are vulnerable to fire, flooding and other hazards risks in unincorporated Contra Costa County. Some potential housing sites have been eliminated from the sites inventory due to their location in hazard zones. Hazards are discussed in more detail in Section 6.3.C of this element. The existing Safety Element includes policies that minimize risk to existing homes and sites identified in the Sites Inventory related to hazards. The updated Safety Element, which is being prepared currently as part of the Comprehensive General Plan Update, will include additional new policies to further promote hazard reduction. Those policies will enhance public safety without significantly augmenting the cost of development.



## Infrastructure and Public Service Constraints

A lack of adequate infrastructure or public services and facilities can be a substantial constraint to residential development if it is to avoid impacting existing residents. In fact, according to the National Association of Home Builders, ensuring that the construction of schools, roads and other infrastructure keeps pace with the anticipated growth in population and economic activity is one of the biggest challenges facing local and regional governments.<sup>2</sup>

As part of the Growth Management Program, the County conducts an evaluation of the remaining infrastructure capacity. This includes an analysis of areas not adequately served by infrastructure. This process enables the County to identify constraints to the provision of services and facilities in a given area and better plan for cost-effective and efficient growth.

The General Plan, as the principal document regulating growth and development in the county, contains service standards that establish a linkage between new development accommodated in the Plan and new facilities and/or services required to meet demands created by new development. The Growth Management Element contains the implementing programs and service standard requirements that facilitate the attainment of goals and objectives of the Land Use, Public Facilities and Services, and Housing Elements of the General Plan.

These standards ensure that the infrastructure and public services and facilities are in place to serve that development within the ULL. The standards are implemented through payment of fees and exaction and site improvements discussed earlier in this section. However, it is important to note that intensive residential development on infill sites can create additional challenges to existing infrastructure and public services. This is particularly true in areas with aging infrastructure or public facilities that are already strained in serving the needs of current residents.

Many of the County's affordable housing developments are located in infill locations in areas already served by existing infrastructure. While such infill sites are beneficial in that they don't require the extension of services, provide housing near public transit and jobs, encourage economic growth in urban areas, and thus promote "smart growth" development principles<sup>3</sup>, they may face other challenges to development. Infill sites in the County's older communities may require upgrading existing infrastructure systems to support more intense development, such as roadway improvements and replacement of undersized sewer and water lines. Other constraints to the development of infill sites include site assembly and clean-up; relocation; compatibility with surrounding land uses; and potential neighborhood opposition.

There are 34 unincorporated communities (defined as Census designated places) in Contra Costa County, which are within the county's ULL, that receive water and sanitary sewer services from multiple providers, including single purpose agencies, special districts, community service districts, county service areas, and private companies. The water and sanitary service

---

<sup>2</sup> National Association of Home Builders, Smart Growth: Building Better Places to Live, Work and Play. May 2000.

<sup>3</sup> Judy Corbett and Joe Velasquez. "The Ahwahnee Principles: Toward More Livable Communities," *Western City*. September 1994.



providers for the unincorporated communities is detailed further in the next section. Government Code Section 65589.7 requires water and sewer providers to establish specific procedures and grant priority water and sewer service to residential developments with units affordable to lower-income households. The statute also requires local governments to immediately deliver the Housing Element to water and sewer providers.

The adequacy of the public infrastructure to serve new residential development is central to the County's planning process. The Growth Management and Public Facilities/Services Elements to the General Plan establish performance measures for infrastructure, including water and sewer. New residential development must receive written verification for both water and sewer services prior to the final subdivision map or issuance of a building permit. Additionally, Senate Bill 610 and Senate Bill 211 (which both took effect as of January 1, 2002) require that extensive, specific information about water availability be presented and considered by cities and counties in connection with residential subdivisions of a certain size. Cities and counties are required to contact the responsible water agency proposed to serve the residential subdivision to determine whether water supplies are sufficient to serve the project. Information from water and sewer agencies about supply and system capacity is also presented in a residential project's environmental review analysis prepared under CEQA.


## Water and Wastewater Services

All of the sites identified in the inventory are likely to be able to access water and wastewater services from a Special District. This section describes these Special Districts, including the availability of water and wastewater services and recent or planned infrastructure improvement projects related to storage, treatment, collection, and distribution that may affect development in the respective areas. Figures 6-26 through 6-29 display the water and

wastewater service provider service areas in the county. Table 6-54 lists unincorporated communities where sites in the Housing Element's land inventory are located and identifies which district could provide the following services: source water, water delivery, wastewater collection, and wastewater treatment to the sites.

## Priority Water and Sewer Services for Affordable Housing

Government Code Section 65589.7 requires public agencies and private entities providing water or sewer services to adopt written policies and procedures with objective standards for provision of services in compliance with the law. For example, a public agency or private entity that provides water or sewer services shall not deny or condition the approval of an application for services to, or reduce the amount of services applied for by, a proposed residential development with affordable housing units unless the agency or entity makes specific written findings per Government Code Section 65589.7. In accordance with California Government Code, Section 65589.7, Central Contra Costa Sanitation District and East Bay Municipal Utility District have adopted policies that prioritize connections for affordable housing. On December 4, 2008, the Board of Directors for Central Contra Costa Sanitation District (CCCSD) adopted Resolution 2008-114. The resolution identified that developments with housing units affordable to lower-income households will be given priority for wastewater connection services. The resolution requires the district to prepare a wastewater utility service capacity report every five years for Board acceptance. The report will identify CCCSD's available wastewater collection capacity and help anticipate sewer services demands for lower-income households as well as formulate approaches to address capacity shortfalls. Another district that specifically prioritizes connections to affordable housing is East Bay Municipal Utility



District (EBMUD). On April 26, 2016, EBMUD's Board of Directors approved Policy 3.07, which gives priority for new water service connections during restrictive periods to proposed developments within EBMUD's existing service area that include housing units affordable to lower-income households.

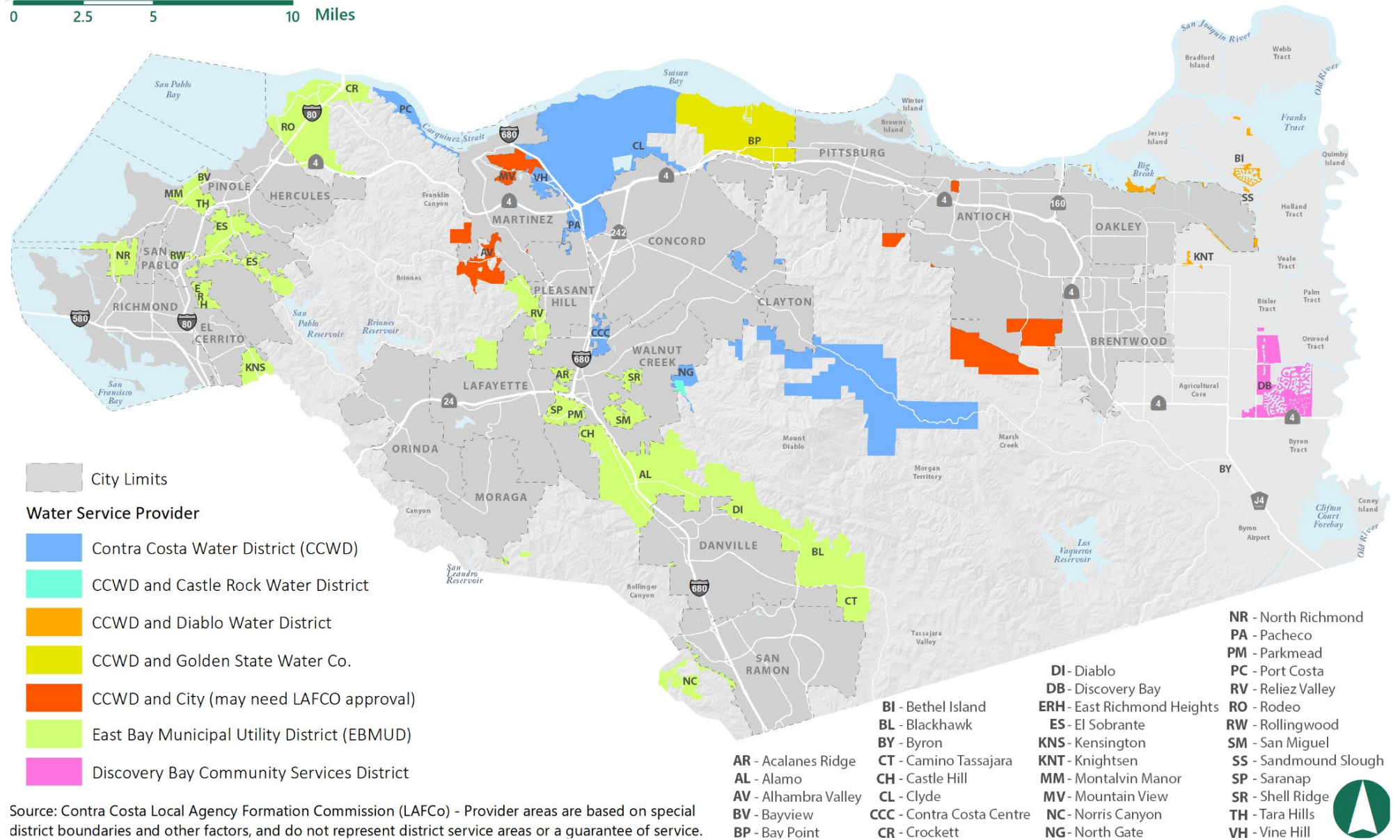
## Urban Water Management Plans

In accordance with California Water Code, Sections 10610-10656 and 10608, every urban water supplier that either provides over 3,000 acre-feet of water annually or serves more than 3,000 urban connections is required to submit an Urban Water Management Plan (UWMP). The plan is prepared by urban water suppliers every five years to support the suppliers' long-term resource planning to ensure that adequate water supplies are available to meet existing and future water needs.



**FIGURE 6-26 CONTRA COSTA COUNTY WATER AND WASTEWATER SERVICE DISTRICTS**

0 2.5 5 10 Miles

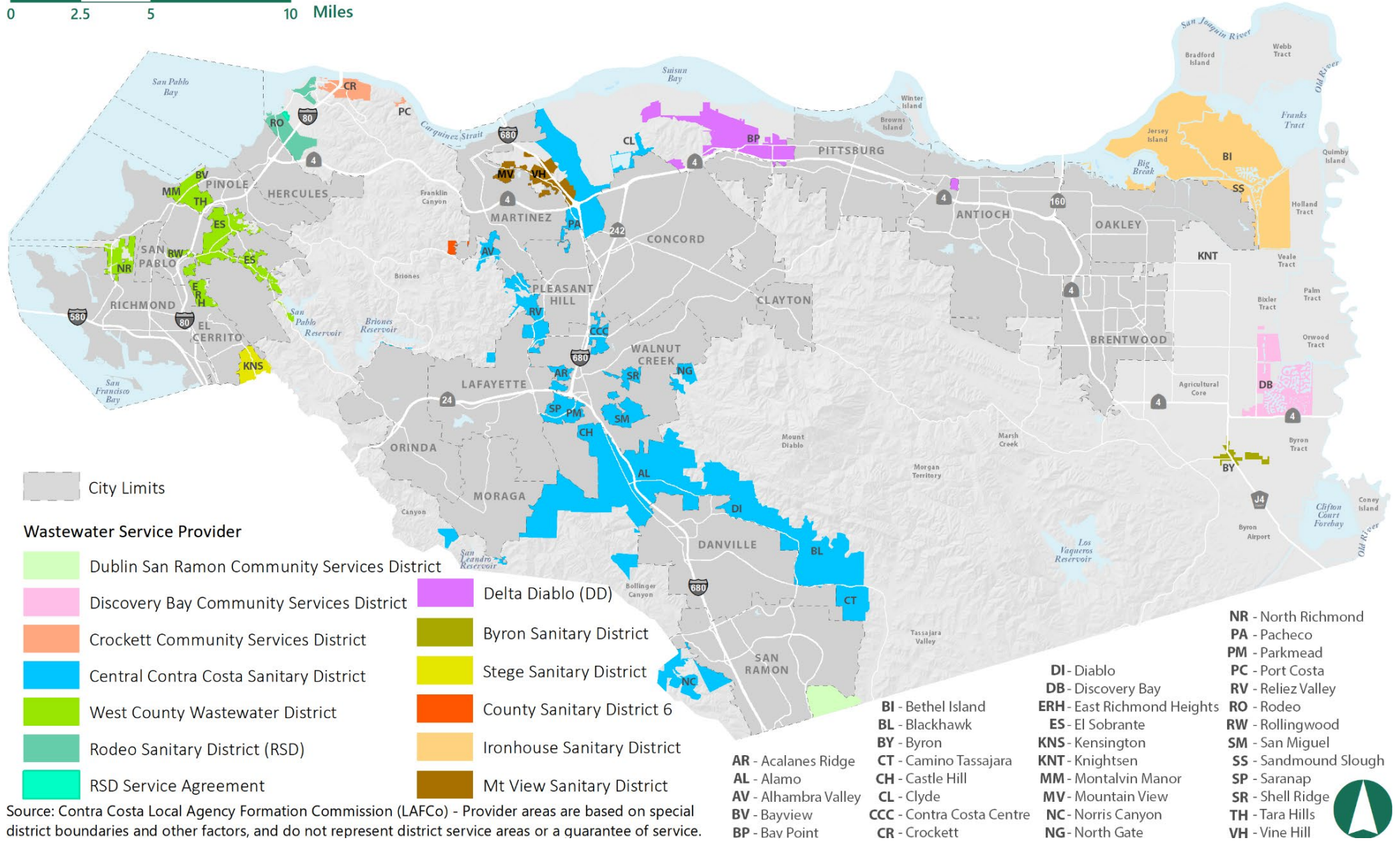


Source: Contra Costa Local Agency Formation Commission (LAFCo) - Provider areas are based on special district boundaries and other factors, and do not represent district service areas or a guarantee of service.



**FIGURE 6-27 CONTRA COSTA COUNTY WATER AND WASTEWATER SERVICE DISTRICTS**

0 2.5 5 10 Miles



Source: Contra Costa Local Agency Formation Commission (LAFCo) - Provider areas are based on special district boundaries and other factors, and do not represent district service areas or a guarantee of service.





**TABLE 6-54 COMMUNITIES AND SERVICE DISTRICTS**

Community	Number of Parcels in the Inventory	Dwelling Units in Inventory of Sites	Central Contra Costa Sanitary District	Contra Costa Water District	Crockett Community Services District	Delta Diablo Sanitation District	Diablo Water District	Discovery Bay Community Services District	East Bay Municipal Utility District	Mountain View Sanitary District	Rodeo Sanitary District*	Stege Sanitary District	West County Wastewater District
Alamo	15	351	Wastewater						Water				
Bay Point	142	2,965		Water Source		Wastewater							
Bayview	5	969							Water				Wastewater
Byron	2	184	The two parcels in Byron make up one site with a pending project that has its water and wastewater service worked out with the County. See Appendix A for more information on this site.										
Clyde	1	1	Wastewater	Water									
Contra Costa Centre	6	458	Wastewater	Water									
Crockett*	17	21			Wastewater				Water				
Discovery Bay	4	494						Water and Wastewater					
East Richmond Heights	5	50							Water				Wastewater
El Sobrante	103	1,184							Water				Wastewater
Montalvin Manor	3	410							Water				Wastewater
North Richmond	134	554							Water				Wastewater
Pacheco	7	113	Wastewater	Water									
Pleasant Hill (unincorporated)	2	8	Wastewater						Water				
Reliez Valley	1	1	Wastewater						Water				
Rodeo	26	306							Water		Wastewater		
San Pablo	1	18							Water				Wastewater
Saranap	1	1	Wastewater						Water				
Tara Hills	2	20							Water				Wastewater
Vine Hill	30	430		Water						Wastewater			
Walnut Creek (unincorporated)	22	978	Wastewater	Water									

\*One site in Crockett



## Summary of Districts' Services

### Central Contra Costa Sanitation District

Central Contra Costa Sanitary District (CCCSD) provides wastewater collection. CCCSD serves nearly half a million customers and more than 3,000 businesses within a 145-square-mile service area, which includes unincorporated communities within central Contra Costa County. For collection, CCCSD services approximately 344,600 customers in the communities of Alamo, Danville, Lafayette, Martinez, Moraga, Orinda, Pacheco, Pleasant Hill, San Ramon, and Walnut Creek. CCCSD also treats wastewater for an additional 139,600 customers of the Concord/Clayton area under a 1974 contract with the City of Concord. For treatment and disposal, CCCSD services a total population of approximately 484,200.

In December 2008, CCCSD's District Board approved the 2008 Wastewater Utility Service Capacity/Demand Report. This report describes the district's capacity for providing wastewater collection and treatment services. CCCSD uses a capacity modeling program called InfoWorks to assess the impacts of proposals for development in areas of known or anticipated capacity deficiencies or current, high-maintenance facilities. The anticipated demand is discussed in the 2017 Comprehensive Wastewater Master Plan (CWWMP), which estimates that affordable units would have an added burden of 0.46 MGD (million gallons per day), market-rate units would have an added burden of an extra 1.01 MGD, and nonresidential uses would have an added burden of an added 0.59 MGD. In combination with the 2017 average daily sanitary flow (ADWF) of 33.3 MGD, the effluent discharge capacity total is below the 53.8 MGD limit for 2022. Using this data, CCCSD concludes it can provide adequate collection and treatment services for anticipated demand through 2035.

CCCSD prioritizes new wastewater connections for affordable housing (CCCSD Resolution 2008-114). An entire proposed development that has at least one affordable housing unit will receive priority. To accurately account for these units, CCCSD uses the RHNA developed by ABAG for lower-income units when measuring future demand for capacity collection and treatment services.

When shortfalls in collection system capacity are identified, CCCSD has a combined approach to addressing them. According to its 2008 Wastewater Utility Service Capacity/Demand Report, CCCSD requires that improvements be made by developers, and if "too far downstream from an active project site to be considered a direct impact of a development project," then the district may incorporate funding for improvements of this nature in its Capital Improvement Plan (CIP). As demonstrated by the 2008 Wastewater Utility Service Capacity/Demand Report and the 2017 CWWMP, the district has demonstrated sufficient capacity to provide collection and treatment services for the sites identified in the land inventory in the unincorporated communities. There are no current or projected barriers that would limit CCCSD's ability to serve the sites identified in the land inventory in the unincorporated communities.

*Sites in the inventory that could receive wastewater collection and treatment services from CCCSD are in the following communities: Acalanes Ridge, Alamo, Blackhawk, Camino Tassajara, Castle Hill, Clyde, Contra Costa Centre, Diablo, La Casa Via, Norris Canyon, North Gate, Pacheco, Pleasant Hill (unincorporated), Reliez Valley, San Miguel, San Ramon (Unincorporated), Saranap, Shell Ridge, Walnut Creek (Unincorporated)*



## Contra Costa Water District

Contra Costa Water District (CCWD) serves approximately 500,000 customers throughout north, central, and east Contra Costa County. CCWD operates and maintains a complex system of water transmission, treatment, and storage facilities to supply both treated and untreated water to its customers. CCWD's service area encompasses most of central and northeastern Contra Costa County, a total area of more than 140,000 acres (including the Los Vaqueros watershed area of approximately 19,100 acres). Water is provided to a combination of municipal, residential, commercial, industrial, landscape irrigation, and agricultural customers. Treated water is distributed to individual customers living in the following communities: Clayton, Clyde, Concord, Pacheco, Port Costa, and parts of Martinez, Pleasant Hill, and Walnut Creek. In addition, CCWD treats and delivers water to the City of Brentwood, Golden State Water Company (Bay Point), and the City of Antioch. CCWD provides wholesale treated water service to the cities of Antioch and Brentwood as well as the Golden State Water Company in Bay Point. CCWD is also a retail provider of treated water to Clayton, Clyde, Concord, Pacheco, Port Costa, and portions of Martinez, Pleasant Hill, and Walnut Creek, referred to as the Treated Water Service Area (TWSA).

CCWD does not have an accounting for the number of connections where they provide wholesale of either treated or untreated water. However, the TWSA has a total of approximately 61,000 connections servicing about 90,700 dwellings. Every 5 years, in accordance with the UWMP, urban water suppliers that serve over 3,000 customers or supply 3,000 acre-feet of water must annually prepare and adopt a water management plan. The most recent update for CCWD was completed in 2020. The UWMP describes the district's capacity for providing water services. CCWD's currently available and planned supplies are sufficient to meet the district's reliability goal and estimated water demands during average, single-dry, and multiple-dry year


conditions during the next 25 years. One of the methodologies relied upon is based on long-term planning documents, such as General Plans that have been vetted by local and regional land use agencies. The district also relies on the Future Water Supply Study (FWSS), which is the district's long-term water supply plan. The plan includes an econometric that relies on historical data and factors that impact water use, such as population, economy, and weather.

To address shortfalls during dry-year conditions, a combined approach of short-term conservation programs and short-term water purchases continues to be instituted consistent with the CCWD's FWSS. CCWD provides services as requested. The district provides water source and delivery to customers within their service boundaries. Thus, CCWD only issues Intent to Serve letters as developers approach CCWD with development projects. There are no current or projected barriers that would limit CCWD's ability to serve the sites identified in the land inventory in the unincorporated communities.

*Sites in the inventory that could receive both source water and delivery services from CCWD are in the following communities: Clyde, Contra Costa Centre, North Gate, Pacheco, Port Costa, Vine Hill, and Walnut Creek (unincorporated). Sites in the inventory in Bay Point could receive source water from CCWD; however, in Bay Point water is delivered by Golden State Water Company.*

## Crockett Community Services District

The unincorporated communities of Crockett and Port Costa, separated by the hills of the East Bay Regional Park District (EBRPD), are in the northwest corner of the county. The two communities are bound together by their location along the Carquinez Strait. Crockett Community Services District (CCSD) serves two communities – Crockett and Port Costa – and is authorized to provide the following services: wastewater collection,



treatment, and disposal. CCSD uses two small wastewater treatment plants with capacity at the Port Costa wastewater treatment plant (WWTP) of 0.033 MGD and at the joint C&H Sugar-Crockett Phillip F. Meads wastewater treatment plan (WWTP) of 1.78 MGD. Sewage effluent is collected through 81,000 lineal feet of sewer main and two pump stations in Crockett, and 7,100 lineal feet of sewer main in Port Costa. Secondary treated effluent is disposed of into the Carquinez Strait tributary to the San Francisco Bay.

According to the most recent Sewer System Management Plan (2020), CCSD has not had any capacity-related Sanitary Sewer Overflow (SSO) since 2007 and has not required a Capital Improvement Plan (CIP). The District has collected flow data over time and plans on using this data from existing CCSD sanitary departments to inform the capacity analysis that is planned for realization in the next five years from 2020. Thus, with no capacity issues related to Sanitary Sewer Overflow (SSO) since 2007 and plans to use flow data to inform future capacity analysis, there are no current or projected barriers that have not already been addressed or would limit CSD's ability to serve the sites identified in the land inventory in the unincorporated communities.

*Sites in the inventory that could receive wastewater collection and treatment services from CCSD are in the communities of Crockett and Port Costa.*

## Delta Diablo Sanitation District

The Delta Diablo Sanitation District (DDSD) provides water resource recovery (wastewater collection) services for the unincorporated community of Bay Point and the Cities of Antioch and Pittsburg. DDSD is south of the San Joaquin River, north of an open space area that includes the Black Diamond

Mines Regional Preserve, west of the Ironhouse Sanitary District, and east of the CCCSD. All flows come to the pump stations before they are conveyed to the treatment plant for treatment. According to the Contra Costa County Water and Wastewater Agencies Combined Municipal Service Review and Sphere of Influence Study (second round), as of 2015, DDSD operates a WWTP with 16.5 MGD capacity, five pump stations, and a collection and conveyance system of 71 miles of sewer pipeline.

For current wastewater collection and treatment services, DDSD has over 70,000 customers representing approximately 214,000 customers within its service area. The DDSD Conveyance System and Master Plan Update (2010) describes the conveyance system that is made up of 23 miles of interceptor pipelines, pump stations, and equalization storage facilities that convey wastewater flows from the District's three service zones (Cities of Pittsburg and Antioch and the community of Bay Point) to the DDSD's WWTP.

The Conveyance System and Master Plan Update (2010) outlined recommended projects to address deficiencies in the conveyance system according to priority and flow checkpoints. These projects will be implemented under the Capacity Improvement Project program as the average dry weather flow (ADWF) is tracked to predict the timing to make the necessary improvements.

According to Thanh Vo, Senior Engineer, DDSD has sufficient capacity to treat wastewater from future development in Bay Point.<sup>4</sup> Vo also noted that, collection capacity is limited due to the conveyance infrastructure (connection points); however, a property owner or developer can make necessary improvements to the sewer system in the immediate area to accommodate the additional flow. DDSD provides will-serve letters based on

---

<sup>4</sup> Thanh Vo, Senior Engineer, DDSD, 2021, personal communication, 2021.



requirements such as Local Agency Formation Commission (LAFCO) approval of inclusion of the project site into the DDS's sphere of influence (SOI), compliance with requirements of appropriate regulatory agencies, project drawings and sewer studies along with related documents and paying all necessary DDS fees and charges. As of 2021, the district does not prioritize connections for affordable housing.


*Sites in the inventory that could receive wastewater collection and treatment services from DDS are in the community of Bay Point.*

## **Town of Discovery Bay Community Services District (TDBCSD)**

The Town of Discovery Bay Community Services District (TDBCSD) is in the eastern portion of the county, north of Highway 4, approximately one mile east of the Byron Highway. The service area encompasses the developed and developing unincorporated community of Discovery Bay of approximately 5,760 acres. Today, Discovery Bay has evolved into a year-round home for over 13,500 customers. TDBCSD was formed in 1998 as an independent district pursuant to the Community Services District Act (Government Code Section 61000 et seq.). TDBCSD is authorized to provide water and wastewater services. TDBCSD provides a variety of services, including water and wastewater for the community of nine square miles. The water operations function provides potable treatment capacity of approximately 2 MGD; storage in 4 reservoirs; and distribution through several booster pumps and 46 miles of pipeline. TDBCSD operates six active wells for pumping groundwater to provide for treatment. Wastewater operations functions include two relatively small but environmentally sensitive WWTPs with capacity of 2.1 MGD and average flow of 1.8 MGD. A system of 15 pump stations takes collected effluent to the WWTP for treatment and disposal.

The TDBCSD WWTP is a combination of two plants, referred to as Plant 1 and Plant 2. All influent sewage goes to the Influent Pump Station within Plant 1, which is then transferred to separate oxidation ditch secondary treatment systems at Plants 1 and 2. The secondary treatment effluents from the two plants meet in Plant 2 for further filtration, UV disinfection, and export pumping to Old River. Biosolids handling facilities for both plants are at Plant 2 and include an aerobic digester, belt filter presses, active solar dryers, and sludge lagoons. According to the most recent Wastewater Treatment Plant Master Plan Update (2019), based on future land use buildout, the capacity of Plant 2 alone will not be sufficient to sustain peak design flow and loads. Therefore, Plant 1 will need to undergo improvements so it will be available as a backup for Plant 2, even though it will not be operated frequently. The 2019 Master Plan describes improvements to Plant 1 that could be implemented between 2019 and 2023. It prioritizes them from essential to nonessential. The Master Plan states that the improvements will need to be made, according to level of priority, as the TDBCSD determines these improvements to Plant 1 to be cost-effective to implement. At current capacity, the district's hydraulic capacity for collection and treatment is adequate for development projections. This is due to recent improvement projects to accommodate flows greater than the ones projected for buildout capacity conditions.

According to the Urban Water Management Plan (2021), TDBCSD relies on groundwater to operate six facilities and service customers. The report determines the district's capacity to meet projected demands through groundwater wells. This conclusion is based on the reliability analysis to operate the 6 wells for 12 hours per day, 365 days per year. For the fiscal year of July 2019 to June 2020, the water demand for Discovery Bay was 1,050 million gallons. The district's 2020 Urban Water Management Plan projected water demand for 1,941 million gallons per year in 2045. The report concludes that the existing capacity of the wells can reliably meet



current and future annual water demands based on current growth projections. Additionally, Discovery Bay is participating in the East Contra Costa Groundwater Sustainability Working Group to develop a Groundwater Sustainability Plan to ensure the continued reliability of groundwater to meet the water demands of the basin. The district also plans to implement water storage levels so it's able to identify and respond to water supply shortages. There are no current or projected barriers that would limit TDBCSD's ability to serve the sites identified in the land inventory in the unincorporated communities.

*Sites in the inventory that could receive source water, water delivery services, wastewater collection, and wastewater treatment services from TDBCSD are in the community of Discovery Bay.*

## **East Bay Municipal Utility District**

The East Bay Municipal Utility District (EBMUD) supplies water and provides wastewater treatment for parts of Alameda and Contra Costa Counties. EBMUD is a California special district formed under the Municipal Utility District Act. The EBMUD water service area now includes 20 cities and 15 unincorporated East Bay communities and serves 1.4 million customers. Water supply is received from the Mokelumne River Watershed of the Sierra Nevada Mountains and supplied by an aqueduct to EBMUD's system of 2 water storage reservoirs, 6 water treatment plants, and 4,100 miles of transmission/distribution pipelines. A network of pump stations supply water to a system of 170 neighborhood reservoirs for both untreated and treated water service. EBMUD routes wastewater through 29 miles of interceptor sewer pipe from seven satellite collection systems to the main WWTP in

Oakland for treatment. Treated effluent is discharged more than one mile offshore into the San Francisco Bay. A portion of the treated effluent is also used for recycled water supply within EBMUD and other water agencies' recycled water programs. EBMUD maintains an aggressive Capital Improvement Program (CIP) for expansion and rehabilitation of its infrastructure with over \$234 million budgeted in 2013-2014. EBMUD provides water through their infrastructure to customers within its service area and wastewater treatment to those customers within their smaller wastewater treatment area. EBMUD's water service area provides service to approximately 1.4 million customers in Alameda and Contra Costa Counties. In addition, EBMUD's wastewater treatment system serves approximately 740,000 customers within their wastewater service area. Every 10 years, EBMUD performs a comprehensive demand projections study to understand water demand and supply projections for a 30-year horizon. The most recent update was completed in 2020. It projected demand and required supply for 2050.

As reported in EBMUD's 2020 Urban Water Management Plan, the water demand forecasting methodology relied on long-term planning documents approved and adopted by the local and regional land use agencies. Specifically, "Growth projections in EBMUD's future water demand is a reflection of planned land-use changes and redevelopment projects forecasted by the local and regional land use agencies."<sup>5</sup> As demonstrated in the Urban Water Management Plan, EBMUD shows adequate capacity to accommodate demand through 2050 through a diversified and resilient portfolio that includes recycled water and conservation programs. There are

---

<sup>5</sup> EBMUD 2020, *Urban Water Management Plan*.



no current or projected barriers that would limit EBMUD's ability to serve the sites identified in the land inventory in the unincorporated communities.

*Sites in the inventory that could receive source water and delivery services from EBMUD are in the following communities: Acalanes Ridge, Alamo, Bayview, Blackhawk, Camino Tassajara, Castle Hill, Crockett, Diablo, East Richmond Heights, El Sobrante, La Casa Via, Montalvin Manor, Norris Canyon, North Richmond, Pleasant Hill (unincorporated), Reliez Valley, Rodeo, Rollingwood, San Miguel, San Pablo, San Ramon (Unincorporated), Saranap, Shell Ridge, Tara Hills, and Walnut Creek (Unincorporated). Sites in the inventory in the community of Kensington could receive source water and delivery services, as well as wastewater treatment services from EBMUD; however, wastewater collection services in the community of Kensington are provided by Stege Sanitary District (SSD), which is described later in this section.*

## **Golden State Water Company**

Golden State Water Company Bay Point (GSWC Bay Point) is in northern Contra Costa County along the south shore of the Suisun Bay. The GSWC Bay Point service area is 3.3 square miles in the unincorporated Contra Costa County community of Bay Point and a small part of the City of Pittsburg. GSWC Bay Point serves the mostly unincorporated community's residential and commercial connections. GSWC Bay Point's primary water supply consists of purchased supplies from CCWD. It also has appropriate groundwater supplies derived from the Pittsburg Plain groundwater basin, which serve mostly as a peaking water supply and backup water source. Bay Point also maintains an emergency connection with the City of Pittsburg that allow it to access additional sources of water in emergency conditions. GSWC

Bay Point works cooperatively with CCWD in augmenting and managing water supplies for use in Bay Point's service area.

GSWC Bay Point obtains its water supply from a combination of imported water and local groundwater. As of November 2021, the agency has a total of 5,042 municipal connections. The most recent update was adopted in July 2020 with projected demand and required supply for 2045. This document describes the district's capacity for providing water delivery service. According to the report, GSWC has reliable supplies to meet its retail customer demands in normal, single-dry years, and five consecutive dry year conditions through 2045. This is determined by GSWC's reliable water purchase agreement with CCWD where water supplies are not heavily impacted and demonstrate that GSWC has enough water supply to meet future demand for water delivery. In addition, with recent restrictions placed on CCWD's surface water rights, improvements by CCWD have led to more long-term storage for drought periods and significant conservation savings. Thus, according to the UWMP 2020 report from GSWC, "no shortage in single dry or multiple dry year periods is expected and thus no curtailment is anticipated to apply to wholesale customers."<sup>6</sup>

*Sites in the inventory that could receive water delivery services from GSWC are in the community of Bay Point.*


## **Mountain View Sanitary District**

According to the Contra Costa County Water and Wastewater Agencies Combined Municipal Service Review and Sphere of Influence Study (second round), as of 2015, MVSD serves approximately 18,253 customers, treating an average daily flow of 1.25 million gallons of wastewater per day. The

---

<sup>6</sup> Golden State Water Company, 2020, *GSWC Urban Water Management Plan*.





MVSD service area comprises approximately 4.7 square miles and is contiguous on all sides with the CCCSD. MVSD is an “island” within CCCSD’s service area. MVSD operates a 2.1 MGD designed flow WWTP. The WWTP averages 1.007 MGD as measured in 2012 as part of the district’s System Reliability Evaluation study. MVSD’s collection system consists of 72.5 miles of main sewer lines and 4 pump stations. Effluent disposal is accomplished by disposal in the Peyton Slough and Moorhen Marsh area adjacent to MVSD’s WWTP facilities.

The Fiscal Year 2021-2022 update of MVSD’s 10-year CIP describes planned improvements, repairs, rehabilitation, and replacement of the MVSD’s plant, collection system and pump station, and marsh assets. As noted in the update, funding for capital improvements is expected to come from a combination of sources, including sewer service charges, ad valorem property tax, debt, and possibly grants. During Fiscal Year 2019-2020, the Board adopted a three-year schedule of sewer service charge increases, primarily to fund the CIP. The update notes that as of 2021, several residential projects are in various stages of development, which potentially would make significant funding contributions in the future.

According to Chris Elliott, MVSD District Engineer,<sup>7</sup> all proposed developments are subject to hydraulic modeling and analysis before final district approval. He also noted that, capacity impacts precipitated by proposed developments will be rectified by developers at their own expense. Therefore, for the purposes of this analysis, there are no known impediments that Housing Element sites in MVSD’s district would face in connecting to the MVSD system.

According to the Water and Wastewater Municipal Service Review and Sphere of Influence Study (MSR), as of 2014, Vine Hill is part of MVSD’s sphere of influence. Vine Hill is north of the City of Martinez and west of Interstate (I-) 680.

*Sites in the inventory that could receive wastewater collection and treatment services from MVSD are in the community of Vine Hill.*

## Rodeo Sanitary District

The Rodeo Sanitary District (RSD) serves the unincorporated communities of Rodeo and Tormey adjacent to San Pablo Bay. The district provides wastewater collection, treatment, and disposal services, and contracts for solid waste collection service for Rodeo with the Richmond Sanitary Service. According to RSD’s website, as of 2019, RSD operates and maintains 25 miles of pipeline with two force mains and two pump stations. The district’s Water Pollution Control Plant (WPCP) has a design capacity of 1.14 MGD and average dry-weather flow of 0.60 MGD. RSD, the City of Pinole, and the City of Hercules share discharge facilities to San Pablo Bay through a Joint Powers Agreement.

RSD provides wastewater collection and treatment services to customers within its district boundary. According to the Contra Costa County Water and Wastewater Agencies Combined Municipal Service Review and Sphere of Influence Study (second round), RSD serves approximately 2,500 connections for water collection and treatment. The Comprehensive Wastewater Master Plan (CWWMP), which was last updated in 2013, is an executive report that assesses the feasibility of current facilities to provide reliable wastewater collection and treatment, including a calculated CIP that

---

<sup>7</sup> Chris Elliott, MVSD District Engineer, 2021, personal communication.



scopes RSD's current and future needs. In the 20 years from 2013, the CWWMP estimates \$37.2 million future wastewater-treatment improvements and future collection-system capital improvements. The district aims to fund these improvements through debt using Clean Water State Revolving Fund (CWSRF) loans and traditional municipal bonds. RSD has planned for anticipated growth through identified resources and can provide new residences with service collection. There are no current or projected barriers that would limit RSD's ability to serve the sites identified in the land inventory in the unincorporated communities.

*Sites in the inventory that could receive wastewater collection and treatment services from RSD are in the community of Rodeo. Additionally, one site in the inventory in Crockett is in the RSD service area, while the other sites in Crockett would receive wastewater collection and treatment services from CCSD, which was described earlier in this section.*

## Stege Sanitary District

The Stege Sanitary District (SSD) provides sanitary sewer services to Kensington, El Cerrito, and a portion of Richmond known as the Richmond Annex. As of 2019, the district operates and maintains 148 miles of sanitary sewers and two pumping stations serving over 35,000 customers residing within the district boundaries. Wastewater treatment and disposal services are provided by EBMUD, Special District No. 1.

SSD provides wastewater collection services throughout its district, including 12,127 residential connections and 591 commercial connections, as of 2021. According to Paul Soo, Senior Engineer, the district has a policy to not deny

any new developments of 10 or more residential dwelling units from being built and connected to sanitary sewer services in Kensington.<sup>8</sup> For developments of 10 or more residential dwelling units, SSD requires developers to perform a sanitary sewer study to prove SSD's facilities are adequate for the proposed development and if they are not, the developer is responsible for constructing the needed increased capacity. SSD does not implement policies that prioritize affordable housing connections to wastewater and has no plans to preemptively make any capacity improvements in Kensington. As demonstrated by the policy to service future development in Kensington, the district has demonstrated sufficient capacity to provide collection services for the sites identified in the land inventory in the unincorporated communities.

*Sites in the inventory that could receive wastewater collection services from SSD are in the community of Kensington.*

## West County Water District

According to Armondo Hodge, Engineer III, West County Wastewater District (WCWD) provides wastewater collection and treatment services to approximately 34,000 residences and 2,450 commercial and industrial businesses, serving a total population of nearly 100,000.<sup>9</sup> All parcels connected to WCWD collection system are serviced. The wastewater from serviced properties is transported and treated at the WCWD Water Quality & Resource Recovery Plant (WQRRP) in Richmond.

---

<sup>8</sup> Paul Soo, Senior Engineer, Stege Sanitary District, December 2021, personal communication.

<sup>9</sup> Armondo Hodge, Engineer III, West County Wastewater District (WCWD), 2021, personal communication.

WCWD provides wastewater collection and treatment services for all customers within its service boundaries. The most recent Master Plan (2014) was created with future buildout in mind and projects planned in a timeline coordinated with the expected buildout timelines. The Capital Portfolio Division uses the 2014 Master Plan to inform the scope of work for their projects (in this case, pipe repairs and/or replacements). According to the Master Plan, the district has planned to address anticipated needs and accommodate buildout throughout a 20-year planning period through 2034. The growth projections indicate that flows to the WPCP will not surpass the permitted capacity within the 20-year planning period. Through the course of these 20 years, the district has identified necessary funding opportunities such as low-interest loans and special incentives for recycled water projects offered through the CWSRF.

WCWD does not prioritize connections for affordable housing, nor does the district reserve specific wastewater capacity for lower-income housing. WCWD provides Intent to Serve letters depending on the proposed areas of buildout after a site analysis is conducted by WCWD's consultant. Specific system improvements will be made as proposed in the Master Plan. However, if system improvements are necessary before a planned capital project can be completed, the developer is responsible for financing the adequate upgrades. As demonstrated by the Master Plan, the district has sufficient capacity to provide collection and treatment services for the sites identified in the land inventory in the unincorporated communities.

*Sites in the inventory that could receive wastewater collection and treatment services from WCWD are in the communities of Bayview, East Richmond Heights, El Sobrante, Montalvin Manor, North Richmond, Rollingwood, San Pablo and Tara Hills.*

### 3. Progress Toward RHNA

The Regional Housing Needs Allocation (RHNA) was prepared by ABAG for the period of June 30, 2022, through December 15, 2030. As part of this process, ABAG requires each jurisdiction to plan for a certain number of housing units for this period. This requirement is satisfied by identifying adequate sites that could accommodate housing affordable to very low-, low-, moderate-, and above moderate-income households. ABAG has determined that the unincorporated county's share of regional housing needs is 7,610 new housing units. Table 6-55 shows that the County has enough units identified to address and exceed the RHNA.

**TABLE 6-55 REMAINING RHNA BY INCOME GROUP**

Income Group	RHNA	Approved Projects (as of November 2022) [Table 6-50]	Remaining RHNA	Projected ADUs	Potential Units on Vacant/ Under-utilized Sites	Surplus
Very Low	2,072	107	3,159	164	5,380	2,549
Low	1,194			164		
Moderate	1,211	70	1,141	164	1,767	790
Above Moderate	3,133	1,855	1,278	54	2,369	1,145
<b>Total</b>	<b>7,610</b>	<b>2,032</b>	<b>5,578</b>	<b>546</b>	<b>9,516</b>	

Source: Contra Costa County Department of Conservation and Development, 2022



## B. FINANCIAL RESOURCES

Contra Costa County has access to existing and potential funding sources for affordable housing activities. These include programs from federal, state, local, and private resources. The following section describes the key housing funding sources currently used in the county: Community Development Block Grant (CDBG), HOME Investment Partnership Act Funds (HOME), Mortgage Credit Certificates (MCC), Housing Opportunities for Persons with AIDS (HOPWA), as well as tax-exempt bond financing, tax credits, and Section 8. Table 6-56 provides a complete inventory of the key financial resources available for housing in the County's unincorporated areas..

**TABLE 6-56 FINANCIAL RESOURCES FOR HOUSING ACTIVITIES**

Program Name	Description	Eligible Activities	
<b>1. Federal Programs</b>			
Community Development Block Grant (CDBG)	Annual grants awarded to the County on a formula basis for housing and community development activities in the Urban County.	<ul style="list-style-type: none"> <li>Acquisition</li> <li>Rehabilitation</li> <li>Homebuyer Assistance</li> <li>Economic Development</li> </ul>	<ul style="list-style-type: none"> <li>Infrastructure Improvements</li> <li>Homeless Assistance</li> <li>Public Services</li> </ul>
HOME Investment Partnership Act Funds (HOME)	Flexible grant program awarded to County on a formula basis for affordable housing activities in the Contra Costa Consortium area.	<ul style="list-style-type: none"> <li>Acquisition</li> <li>Rehabilitation</li> </ul>	<ul style="list-style-type: none"> <li>Homebuyer Assistance</li> <li>New Construction</li> </ul>
Emergency Shelter Grants	Competitive grants awarded to County for use by County and nonprofits to implement a broad range of activities and housing that serve homeless persons in Urban County.	<ul style="list-style-type: none"> <li>Shelter Construction</li> <li>Shelter Operation</li> </ul>	<ul style="list-style-type: none"> <li>Social Services</li> <li>Homeless Prevention and assistance</li> </ul>
Housing Opportunities for Persons with AIDS (HOPWA)	Funds for housing development and related support services for low-income persons with HIV/AIDS and their families.	<ul style="list-style-type: none"> <li>Acquisition</li> <li>Rehabilitation</li> </ul>	<ul style="list-style-type: none"> <li>New Construction</li> <li>Housing-related Services</li> </ul>
Housing Choice Voucher Program (Section 8)	Direct rental assistance payments to owners of private market rate units on behalf of very low-income tenants.	<ul style="list-style-type: none"> <li>Rental Assistance</li> </ul>	
Section 108 Loan	Provides loan guarantee to CDBG entitlement jurisdictions for large-scale projects. Maximum loan amount can be up to five times the jurisdiction’s recent annual allocation.	<ul style="list-style-type: none"> <li>Acquisition</li> <li>Rehabilitation</li> <li>Homebuyer Assistance</li> </ul>	<ul style="list-style-type: none"> <li>Economic Development</li> <li>Homeless Assistance</li> <li>Public Services</li> </ul>
Mortgage Credit Certificate Program	Income tax credits available to first-time homebuyers to buy new or existing single-family housing. Local agencies (County) make certificates available.	<ul style="list-style-type: none"> <li>Homebuyer Assistance</li> </ul>	
Low-income Housing Tax Credit (LIHTC)	Annual tax credits that help owners of rental units develop affordable housing.	<ul style="list-style-type: none"> <li>New Construction</li> <li>Acquisition</li> </ul>	<ul style="list-style-type: none"> <li>Rehabilitation</li> <li>Historic Preservation</li> </ul>
Capital Funds Financing Program (CFFP)	Funds are available to public housing authority for public housing modernization and rehabilitation.	<ul style="list-style-type: none"> <li>Rehabilitation</li> <li>Modernization</li> </ul>	
Supportive Housing Program (SHP)	Grants for development of supportive housing and support services to assist homeless persons in the transition from homelessness.	<ul style="list-style-type: none"> <li>Transitional Housing</li> <li>Housing for the Disabled</li> </ul>	<ul style="list-style-type: none"> <li>Supportive Housing</li> <li>Support Services</li> </ul>
Continuum of Care/Homeless Emergency Assistance and Rapid Transition to Housing (HEARTH)	Funding through the HEARTH Act of 2009 to provide necessary resources for development of programs to assist homeless individuals and families.	<ul style="list-style-type: none"> <li>Homeless Assistance</li> </ul>	<ul style="list-style-type: none"> <li>New Construction</li> </ul>




Program Name	Description	Eligible Activities	
Section 811	Grants to nonprofit developers of supportive housing for persons with disabilities, including group homes, independent living facilities, and intermediate care facilities.	<ul style="list-style-type: none"> <li>Acquisition</li> <li>New Construction</li> </ul>	<ul style="list-style-type: none"> <li>Rehabilitation</li> <li>Rental Assistance</li> </ul>
<b>2. State Programs</b>			
Affordable Housing and Sustainable Communities	To encourage and support sustainable communities pursuant to SB 375.	<ul style="list-style-type: none"> <li>Construction, rehabilitation, or acquisition</li> </ul>	<ul style="list-style-type: none"> <li>Development or preservation of affordable housing</li> </ul>
CalHome	Grants awarded to jurisdictions for owner-occupied housing rehabilitation and first-time home buyer assistance.	<ul style="list-style-type: none"> <li>Predevelopment, site acquisition, and development</li> <li>Acquisition and rehabilitation of site-built housing</li> </ul>	<ul style="list-style-type: none"> <li>Rehabilitation and repair of manufactured housing</li> <li>Down payment assistance, mortgage financing, homebuyer counseling, and technical assistance for self-help projects</li> </ul>
Infill Infrastructure Grant Program	Assist in the new construction and rehabilitation of infrastructure that supports higher-density affordable housing.	<ul style="list-style-type: none"> <li>New construction, rehabilitation, and acquisition of infrastructure</li> </ul>	
California Housing Finance Agency (CalHFA) Rental Housing Programs	Below-market rate financing offered to builders and developers of multiple-family and elderly rental housing. Tax-exempt bonds provide below-market mortgages. Funds may also be used to acquire properties.	<ul style="list-style-type: none"> <li>New construction</li> <li>Rehabilitation</li> </ul>	<ul style="list-style-type: none"> <li>Acquisition</li> </ul>
California Housing Finance Agency (CalHFA) Home Mortgage Purchase Program	CalHFA sells tax-exempt bonds to make below market loans to first-time homebuyers. Program operates through participating lenders who originate loans for CalHFA.	<ul style="list-style-type: none"> <li>Homebuyer Assistance</li> </ul>	
Local Housing Trust Fund Matching Grant Program	Provides matching grants to local housing trust funds that are funded on an ongoing basis from private contributions or public sources that are not otherwise restricted in use for housing programs.	<ul style="list-style-type: none"> <li>New Construction</li> </ul>	<ul style="list-style-type: none"> <li>Homebuyer Assistance</li> </ul>
Single-Family Housing Bond Program (Mortgage Revenue Bonds)	Bonds issued to local lenders and developers so that below market-interest rate loans can be issued to first-time homebuyers.	<ul style="list-style-type: none"> <li>Homebuyer Assistance</li> </ul>	
Prop 63 Mental Health Services Act Funds	Funding for capital improvements and operating subsidies for supportive housing for formerly homeless or at-risk individuals with mental disabilities.	<ul style="list-style-type: none"> <li>Special-Needs Programs</li> </ul>	<ul style="list-style-type: none"> <li>New Construction</li> </ul>
Affordable Housing Partnership Program (AHPP)	Provides lower-interest-rate CHFA loans to home buyers who receive local secondary financing.	<ul style="list-style-type: none"> <li>Homebuyer Assistance</li> </ul>	

Program Name	Description	Eligible Activities	
Permanent Local Housing Allocation (PLHA)	PLHA provides a permanent source of funding for all local governments in California to help cities and counties implement plans to increase the affordable housing stock. The two types of assistance are: formula grants to entitlement and non-entitlement jurisdictions, and competitive grants to non-entitlement jurisdictions.	<ul style="list-style-type: none"> <li>• Predevelopment</li> <li>• Development</li> <li>• Acquisition</li> <li>• Rehabilitation</li> <li>• Preservation</li> </ul>	<ul style="list-style-type: none"> <li>• Matching Funds</li> <li>• Homelessness Assistance</li> <li>• Accessibility Modifications</li> <li>• Homeownership Assistance</li> <li>• Fiscal Incentives</li> </ul>
Local Early Action Planning (LEAP) Grants	<p>The Local Early Action Planning Grants (LEAP) provide over-the-counter grants complemented with technical assistance to local governments for the preparation and adoption of planning documents, and process improvements that accelerates housing production.</p> <p>Facilitate compliance to implement the sixth-cycle Regional Housing Needs Assessment.</p>	<ul style="list-style-type: none"> <li>• Housing Element Updates</li> <li>• Updates to Zoning, Plans or Procedures to Increase or Accelerate Housing Production</li> </ul>	<ul style="list-style-type: none"> <li>• Pre-Approved Architectural and Site Plans</li> <li>• Establishing State-Defined Pro-Housing Policies</li> <li>• See Complete List in Program Materials</li> </ul>
SB 2 Technical Assistance Grants	Financial and technical assistance to local governments to update planning documents and the Development Code to streamline housing production, including but not limited to general plans, community plans, specific plans, implementation of sustainable communities' strategies, and local coastal programs.	<ul style="list-style-type: none"> <li>• Technical Assistance</li> </ul>	<ul style="list-style-type: none"> <li>• Planning Document Updates</li> </ul>
Housing and Disability Advocacy Program (HDAP)	Services to assist disabled individuals who are experiencing homelessness apply for disability benefit programs while also providing housing assistance. HDAP has four core requirements: outreach, case management, disability advocacy, and housing assistance.	<ul style="list-style-type: none"> <li>• Rental Assistance</li> </ul>	
No Place Like Home	Loans to counties or developers in counties for permanent supportive housing for those with mental illness who are homeless or at risk of homelessness.	<ul style="list-style-type: none"> <li>• New Construction</li> </ul>	
Homeless Emergency Aid Program (HEAP)	A block grant program designed to provide direct assistance to cities, counties, and Continuums of Care to address the homelessness crisis throughout California.	<ul style="list-style-type: none"> <li>• Identified Homelessness Needs</li> <li>• Capital Improvements Related to Homelessness</li> </ul>	<ul style="list-style-type: none"> <li>• Rental Assistance</li> </ul>
California Emergency Solutions and Housing (CESH)	Provides funds for activities to assist persons experiencing or at risk of homelessness. Program funds are granted in the form of five-year grants to eligible applicants.	<ul style="list-style-type: none"> <li>• Homelessness Service System Administration</li> <li>• New Construction</li> </ul>	<ul style="list-style-type: none"> <li>• Rental Assistance</li> </ul>





Program Name	Description	Eligible Activities	
<b>3. Local Programs</b>			
Single-Family Mortgage Revenue Bond	Issue mortgage revenue bonds to support the development and improvement of affordable single-family homes to qualified households.	<ul style="list-style-type: none"> <li>New Construction</li> <li>Rehabilitation</li> </ul>	<ul style="list-style-type: none"> <li>Acquisition</li> </ul>
Tax Exempt Housing Revenue Bond	Support low-income housing development by issuing housing tax-exempt bonds requiring the developer to lease a fixed percentage of the units to low-income families at specified rental rates.	<ul style="list-style-type: none"> <li>New Construction</li> <li>Rehabilitation</li> </ul>	<ul style="list-style-type: none"> <li>Acquisition</li> </ul>
Measure X Local Housing Fund	Measure X is a dedicated source of revenue to fund the building of permanent housing for people earning less than 50% of the Area Median Income. Provides complementary ongoing funding for supportive services and homelessness prevention to support and maintain housing.	<ul style="list-style-type: none"> <li>Predevelopment</li> <li>New Construction, Acquisition, Rehabilitation, Dedicated Homelessness Prevention, Supportive Services</li> </ul>	
Housing Successor (Former Redevelopment Low-Moderate Income Housing Fund)	The County is the Housing Successor to the former Redevelopment Agency. The Housing Successor has land assets in Bay Point, Rodeo and North Richmond that are available for affordable housing development. The Housing Successor has limited funds available to assist in the development of those housing properties.	<ul style="list-style-type: none"> <li>New Construction</li> </ul>	
<b>4. Private Resources/Financing Programs</b>			
Federal National Mortgage Association (Fannie Mae)	Fixed rate mortgages issued by private mortgage insurers.	<ul style="list-style-type: none"> <li>Homebuyer Assistance</li> </ul>	
	Mortgages which fund the purchase and rehabilitation of a home.	<ul style="list-style-type: none"> <li>Homebuyer Assistance</li> </ul>	<ul style="list-style-type: none"> <li>Rehabilitation</li> </ul>
	Low down-payment mortgages for single-family homes in underserved low-income and minority cities.		
Freddie Mac Home Works	Provides first and second mortgages that include rehabilitation loan. County provides gap financing for rehabilitation component. Households earning up to 80 percent Median Family Income qualify.	<ul style="list-style-type: none"> <li>Homebuyer Assistance</li> </ul>	
California Community Reinvestment Corporation (CCRC)	Nonprofit mortgage banking consortium designed to provide long term debt financing for affordable rental housing. Nonprofit and for-profit developers contact member banks.	<ul style="list-style-type: none"> <li>New Construction</li> <li>Rehabilitation</li> </ul>	<ul style="list-style-type: none"> <li>Acquisition</li> </ul>
Federal Home Loan Bank Affordable Housing Program	Loans (and some grants) to public agencies and private entities for a wide variety of housing projects and programs. Participation is by FHLB participating lenders.	<ul style="list-style-type: none"> <li>New Construction</li> <li>Homebuyer Assistance</li> </ul>	<ul style="list-style-type: none"> <li>Rehabilitation</li> <li>Housing Supportive Services</li> </ul>



Program Name	Description	Eligible Activities	
Community Vision	Offers low-interest loans for the revitalization of low-income communities and affordable housing development.	<ul style="list-style-type: none"> <li>Acquisition</li> <li>Pre-Development</li> </ul>	<ul style="list-style-type: none"> <li>New Construction</li> </ul>
Bay Area Local Initiatives Support Corporation (LISC)	Bay Area LISC provides recoverable grants and debt financing on favorable terms to support a variety of community development activities, including affordable housing.	<ul style="list-style-type: none"> <li>Acquisition</li> </ul>	<ul style="list-style-type: none"> <li>New Construction</li> </ul>
Low-Income Investment Fund (LIIF)	LIIF provides loan financing for all phases of affordable housing development and/or rehabilitation.	<ul style="list-style-type: none"> <li>Acquisition</li> <li>Rehabilitation</li> </ul>	<ul style="list-style-type: none"> <li>New Construction</li> </ul>

## 1. Community Development Block Grant Program Funds

Through the CDBG program, the federal Department of Housing and Urban Development (HUD) provides funds to local governments for funding a wide range of housing and community development activities for low-income persons.

The County administers the CDBG Program for all Contra Costa jurisdictions except the cities of Antioch, Concord, Pittsburg, and Walnut Creek. These four cities have populations over 50,000 and are entitled to receive funding from HUD directly. The remaining 15 cities and the unincorporated areas participate in the CDBG program through the County, and are collectively referred to as the Contra Costa Urban County.

Based on previous allocations, the County anticipates receiving an annual allocation of approximately \$4.5 million annually in CDBG funds during the 2023-2031 planning period. In accordance with policies established by the Board of Supervisors, 45 percent of the annual CDBG allocation (approximately \$2.02 million) is reserved for programs and projects to

increase and maintain the supply of affordable housing in the Urban County. Program priorities include projects to:

- increase the supply of multifamily rental housing affordable to and occupied by very low- and low-income households;
- maintain the existing affordable housing stock through the rehabilitation of owner-occupied and rental housing;
- increase the supply of appropriate and supportive housing for special needs populations;
- assist the homeless and those at risk of becoming homeless by providing emergency and transitional housing; and
- alleviate problems of housing discrimination.

CDBG funds are used for site acquisition, rehabilitation, first-time homebuyer assistance, development of emergency and transitional shelters, and fair housing/housing counseling activities. Additional activities in support of the new construction of affordable housing include site acquisition, site clearance, and the financing of related infrastructure and public facility improvements.



## 2. HOME Investment Partnership Act Program Funds

The purpose of the HOME Program is to improve and/or expand the supply of affordable housing opportunities for low-income households. Contra Costa as the Urban County and the cities of Antioch, Concord, Pittsburg and Walnut Creek formed the Contra Costa Consortium for purposes of participating in the HOME Program. The County administers the program on behalf of the Consortium.

Approximately \$3.6 million in HOME funds are allocated to the Consortium on an annual basis through HUD.

Consortium HOME Program priorities include the following:

- acquisition, rehabilitation and new construction of affordable multifamily rental housing;
- owner-occupied housing rehabilitation programs for low-income households;
- first-time homebuyer's assistance for low-income households.


All projects funded with HOME funds must be targeted to very low and low-income households and must have permanent matching funds from non-federal resources equal to 25 percent of the requested funds. In addition, the Board of Supervisors has established a priority for the allocation of HOME and CDBG funds to projects that include a portion of the units affordable to extremely low-income households.

## 3. Housing Opportunities for Persons with AIDS (HOPWA)

The Housing Opportunities for Persons with AIDS (HOPWA) program provides funding for housing development and related support services for low-income persons with HIV/AIDS and their families. Funds are provided through HUD on an annual basis to the City of Oakland for the Alameda/Contra Costa eligible metropolitan area. Contra Costa County receives a formula share of HOPWA funds from the City of Oakland based on the number of reported AIDS cases. Contra Costa's share is approximately 25 percent of the total allocation, or approximately \$900,000. Funds had been used primarily for acquisition/rehabilitation, and new construction of permanent housing. Additional funds have been used by the County AIDS Program for housing advocacy. CCHS will be managing this program going forward. Future allocations will be used for HIV/AIDS services rather than housing development.

## 4. Mental Health Services Act

The Mental Health Services Act (MHSA) was established by the passage of Proposition 63 in November 2004 as is intended to "transform the public mental health system". The population to be helped under MHSA is defined as adults and older adults who have been diagnosed with or who may have a serious and persistent mental illness, and children and youth who have been diagnosed with or who may have serious emotional disorders, and their families. In 2008, the County assigned its MHSA housing funds to the California Housing Finance Agency (CalHFA) to administer on behalf of the County.



Until 2016, the County participated in a specially legislated state-run MHSA Housing Program through CalHFA. In collaboration with many community partners, the County embarked on several one-time capitalization projects to create 56 permanent housing units for individuals with serious mental illness. The individuals housed in these units receive their mental health support from CCBHS contract and county service providers. The sites include Villa Vasconcellos in Walnut Creek, Lillie Mae Jones Plaza in North Richmond, The Virginia Street Apartments in Richmond, Tabora Gardens in Antioch, Robin Lane apartments in Concord, Ohlone Garden apartments in El Cerrito, Third Avenue Apartments in Walnut Creek, Garden Park apartments in Concord, and scattered units throughout the County operated by Hope Solutions (formerly Contra Costa Interfaith Housing).

The state-run MHSA Housing Program ended in 2016 and was replaced by the Special Needs Housing Program (SNHP). Under SNHP, the County received and distributed \$1.73 million in state level MHSA funds to preserve, acquire or rehabilitate housing units, and added 5 additional units of permanent supportive housing at the St. Paul Commons housing development in Walnut Creek. Effective January 3, 2020, CalHFA discontinued SNHP. The Department of Health Care Services (DHCS) notified county mental health plans that the deadline to use SNHP funds was June 30, 2023.

## 4. No Place Like Home

Although discontinued, the SNHP was intended to be a bridge between the MHSA Housing Program and the No Place Like Home (NPLH) Program. The NPLH Program was enacted on July 1, 2016 (via Assembly Bill 1618) to invest in the development of permanent supportive housing for persons who need mental health services and are experiencing homelessness or are at risk of

chronic homelessness. Since the inception of the NPLH Program, Contra Costa County has applied for both the competitive and non-competitive portions in all four rounds of the NPLH Program.

**Round 1** - Contra Costa was awarded competitive funding in partnership with Satellite Affordable Housing Association (SAHA) in the amount of \$1,804,920 for construction of 10 dedicated NPLH units for persons with serious mental illness at their Veteran's Square Project in the East region of the County.

**Round 2** - Contra Costa was awarded funds to construct permanent supportive housing units in the Central and West regions of the County. An award was granted to Resources for Community Development (RCD) in the amount of \$6,000,163 for 13 NPLH Units at their Galindo Terrace development. In 2020, CCBHS received a non-competitive allocation amount of \$2,231,574 which was awarded to RCD for a combination project (use of both competitive and non-competitive funds) for a total amount of NPLH financing in the amount of \$14,456,028.

**Round 3** - 8 units located at 699 Ygnacio Valley Rd in Walnut Creek via non-competitive funds.

**Round 4** - CCBHS submitted two competitive applications. If awarded, the first would result in 21 units located in Walnut Creek in partnership with RCD. The second application would result in 8 units located in Richmond in partnership with Community Housing Development Corporation (CHDC).



## 5. Housing Successor (former Redevelopment Set-Aside) Funds

The legislation eliminating redevelopment allowed housing assets to remain with the County. There is approximately \$8.3 million in housing funds which will be used in the former redevelopment areas. Housing developed with these funds must remain affordable to low- and moderate-income households for at least 55 years for rentals and 45 years for ownership housing. In addition, the Housing Successor has several vacant housing sites available for development of affordable housing in Bay Point, Rodeo, and North Richmond.

## 6. Bond Financing

The County has been very active in issuing tax-exempt mortgage revenue bonds to support the development of affordable housing. Under the Mortgage Revenue Bond (MRB) Program, the County provides mortgage financing for affordable housing projects through the sale of tax-exempt bonds. In particular, the Multi-family Residential Rental Housing Revenue Bond Program assists developers of multi-family rental housing in increasing the supply of affordable rental units available to qualified households. The proceeds from bond sales are used for new construction, acquisition, and/or rehabilitation of multi-family housing developments. A specified number of units are required to remain affordable to eligible, lower-income households for a specified number of years after the initial financing is provided. Numerous County affordable housing developments have been funded in part by proceeds from County-issued bonds, including Heritage Point in North Richmond. Through the refinancing of bonds, the County has also extended the affordability terms on assisted housing projects.

## 7. Mortgage Credit Certificates

The Mortgage Credit Certificate Program, authorized by Congress in the Tax Reform Act of 1984, provides financial assistance to "First-time homebuyers" to purchase new or existing single-family homes. In 1985, the State adopted legislation authorizing local agencies, such as Contra Costa County, to make Mortgage Credit Certificates (MCCs) available in California. Contra Costa County MCC authority can be used in all cities as well as the unincorporated areas of the County. As of 2019, the State, through CalHFA, has not provided additional funding to counties for the MCC Program; therefore, Contra Costa County currently does not have any additional funds to provide mortgage credit certificates to new first-time homebuyers in Contra Costa County. CalHFA has not officially discontinued the MCC Program and may provide funds again in the future.

## 8. Low Income Housing Tax Credits (LIHTC)

Created by the 1986 Tax Reform Act, the LIHTC program has been used in combination with County and other resources to encourage the construction and rehabilitation of rental housing for lower-income households. The program allows investors an annual tax credit over a ten-year period, provided that the housing meets minimum low-income occupancy requirements. The tax credit is typically sold to large investors at a syndication value. Several County affordable apartment projects have been funded in part by LIHTC proceeds.



## 9. Housing Choice Voucher (Section 8) Assistance

The Housing Authority of Contra Costa County administers the federal rental assistance program that provides rent subsidies to very-low income persons in need of affordable housing. The Housing Choice Voucher (Section 8) program offers a voucher that pays the difference between the current fair market rent and what a tenant can afford to pay (e.g., 30 percent of their income). The voucher allows a tenant to choose housing that may cost above the payment standard, but the tenant must pay the extra cost. Project-based vouchers help support new affordable housing developments. The County currently has approximately 8,640 households with various programs under the umbrella of the Housing Choice Voucher Program.

### C. COUNTY ADMINISTRATIVE RESOURCES

#### 1. Contra Costa County Department of Conservation and Development

The Department of Conservation and Development (DCD) maintains overall responsibility for the development of housing and community development plans, policies and strategies, including the County Housing Element and the Consolidated Plan. DCD implements programs designed to increase and maintain affordable housing, expand economic and social opportunities for lower income, homeless and special needs populations, and revitalize declining neighborhoods. Specific programs include the Community Development Block Grant (CDBG), the HOME Investment Partnership Act Program, the Housing Opportunities for Persons with AIDS (HOPWA)

Program, the tax-exempt and mortgage revenue bond, and Mortgage Credit Certificate (MCC) programs. DCD is also responsible for the review of projects applying to HUD for funding to determine their consistency with the Consortium's Consolidated Plan.

DCD also carries out building inspection and code enforcement activities that are designed to ensure the safety of the County's housing stock. DCD operates the Neighborhood Preservation Program, a housing rehabilitation loan program for low-income homeowners in the Urban County. In addition, DCD offers a weatherization and energy conservation program. This program helps lower income households to reduce monthly housing costs through the provision of resources for rehabilitation and other improvements designed to increase efficiency in energy use.

#### 2. Contra Costa County Health Services Department

The Health Services Department (HSD) is responsible for the development of plans and programs to assist homeless households and adults throughout the County by providing emergency and permanent supportive housing and supportive services designed to enable this population to achieve greater economic independence and a stable living environment. HSD coordinates the activities of and provides staff support to the Contra Costa Interagency Council on Homelessness (CCICH), appointed by the County Board of Supervisors and consisting of representatives of local jurisdictions, homeless service providers, advocacy and volunteer groups, the business and faith communities, citizens at large, and previously/currently homeless individuals. The CCICH works with the HSD to develop and refine the Ten Year Plan to End Homelessness, and to develop the County's annual Homeless



Emergency Assistance and Rapid Transition to Housing (HEARTH) Act application, educate the public with respect to homeless issues, and advocate for increased funding for homeless programs.

## D. LOCAL AFFORDABLE HOUSING DEVELOPER CAPACITY

Contra Costa County has several successful affordable housing developers with significant organizational capacity. Nonprofit agencies that are involved in housing development represent a substantial resource for the provision of affordable units in a community. These agencies/organizations play important roles in the production, improvement, preservation, and management of affordable housing. Nonprofit ownership helps assure that these housing units will remain as low-income housing. Following is an example of the most active housing non-profits and developers in the County.

### 1. BRIDGE Housing Corporation

Located in San Francisco, BRIDGE Housing Corporation develops and manages affordable housing for lower income households in the Bay Area and throughout California. Projects developed and managed by BRIDGE in Contra Costa County include affordable multifamily rental housing (e.g. Coggins Square Apartments, Grayson Creek) and rental housing for seniors (Pinole Grove, The Arbors).

### 2. Christian Church Homes

Christian Church Homes of Northern California (CCHNC), located in Oakland, was created to meet the housing needs of low-income seniors. The agency currently manages Sycamore Place I & II Apartments, Antioch Hillcrest Terrace and Carquinez Vista Manor.

### 3. Community Housing Development Corporation of North Richmond (CHDC)

CHDC is a nonprofit housing developer located in North Richmond that has been active in the development of affordable homeownership opportunities and multi-family rental housing in the West County area. Successfully completed projects include Parkway Estates and the Community Heritage Apartments.

### 4. Eden Housing, Inc.

Based in Hayward, Eden Housing assists communities through an array of affordable housing development and management activities as well as social services that meet the needs of lower income households. The agency serves low- and moderate-income families, seniors, disabled households and the formerly homeless. Projects include Brentwood Senior Commons, Belle Terre, Orinda Senior, Riverhouse, Rivertown Place, Samara Terrace, Victoria Family, Virginia Lane, and West Rivertown. An additional project in El Cerrito is in predevelopment.





## 5. EAH

EAH is a non-profit housing developer active throughout California. EAH develops and manages affordable housing projects in order to expand the supply of high quality affordable housing and to enable families to attain financial stability. The agency has completed a number of affordable developments in the County including The Oaks, Golden Oak Manor, Silver Oak, Casa Adobe, and Rodeo Gateway Apartments. EAH is also the developer of the proposed Phase 2 Senior Apartment project in Rodeo.

## 6. Mercy Housing California

Mercy Housing California is a nonprofit housing developer located in San Francisco and Sacramento that has been active in Contra Costa County developing homeownership and rental housing projects. Target populations include senior and farm worker families. Projects include Arroyo Seco, Marsh Creek Vista, Villa Amador, a multi-family rental housing project for low-income farmworker-households in East County. Mercy Housing, in partnership with Contra Costa Interfaith Housing, developed a permanent supportive housing project for homeless families called Garden Park.

## 7. Habitat for Humanity, East Bay/Silicon Valley

Habitat for Humanity is a nonprofit agency dedicated to building affordable housing and rehabilitating homes to provide affordable homeownership opportunities for lower income families. Habitat builds and repairs homes with the help of public funds, private donations, volunteers and partner families. Habitat homes are sold to partner families at no profit with

affordable, no-interest loans. Volunteers, churches, businesses, and other groups provide most of the labor for the homes. Habitat developed Ellis Street Townhomes, El Rincon, Herb White Way, Norcross, Montague and Rivertown homes. Additional projects in unincorporated Martinez (Muir Ridge) has been constructed and Bay Point (Pacifica Landing) has entitlements and building permits are pending.

## 8. Resources for Community Development (RCD)

Resources for Community Development (RCD) is a nonprofit housing developer located in Berkeley and active throughout Alameda and Contra Costa County. RCD develops housing for individuals, families, and special needs populations through acquisition/rehabilitation and new construction projects. Contra Costa projects include Terrace Glen, Aspen Court, Riley Court, Camara Circle, Bella Vista, Pinecrest Apartments, Caldera Place, Alvarez Court, Lakeside, Los Medanos, Villa Vasconcellos, and Berrellesa Palms. An additional project, Ohlone Gardens, is under construction.

## 9. SHELTER, Inc. of Contra Costa County

SHELTER, Inc. is a nonprofit community-based service organization and affordable housing provider located in Martinez that is active in Central and East Contra Costa County. SHELTER, Inc. provides homeless prevention services as well as transitional and special needs housing. Projects and programs include REACH Plus, Lyle Morris Center, Mt. View House, The Landings, and Victoria Apartments.



## 10. Satellite Affordable Housing Associates

Satellite Affordable Housing Associates (SAHA) is a nonprofit housing developer located in Berkeley and active throughout Alameda and Contra Costa County. SAHA develops housing for families, seniors, and special needs populations through acquisition/rehabilitation and new construction projects. Contra Costa projects include Acalanes Court, Hookston Manor, Montego Place, and Sierra Gardens. An additional project, Third Avenue Apartments, is under construction.

## 11. Richmond Land

Richmond LAND builds community capacity and grassroots power for a just transition by engaging Richmond residents in the advocacy, planning, and control of community-centered economic development projects and policies that repair the impacts of structural racism in housing and development.

### E. OPPORTUNITIES FOR ENERGY CONSERVATION AND REDUCING GREENHOUSE GAS EMISSIONS

Utility-related costs can directly impact the affordability of housing in Contra Costa County. Title 24 of the California Code of Regulations contains California's building standards for energy efficiency and is designed to reduce wasteful and unnecessary energy consumption in newly constructed and existing buildings. The California Energy Commission updates the Building Energy Efficiency Standards (Title 24, Parts 6 and 11) every three years by working with stakeholder in a public and transparent process.

These regulations set forth mandatory energy standards for new development and requires adoption of an “energy budget.” In turn, the home building industry must comply with these standards while localities are responsible for enforcing the energy conservation regulations. Buildings designed and constructed to optimize energy efficiency can result in lower energy costs to homeowners and renters.

There are many alternative ways to meet these energy standards including but not limited to:

- installation of rooftop solar energy systems,
- use of passive solar,
- high insulation levels,
- active solar water heating,
- locating the home on the northern portion of the sunniest location of the site,
- designing the structure to admit the maximum amount of sunlight into the building and to reduce exposure to extreme weather conditions,
- locating indoor areas of maximum usage along the south face of the building and placing corridors, closets, laundry rooms, power core, and garages along the north face making the main entrance a small, enclosed space that creates an air lock between the building and its exterior,
- orienting the entrance away from winds, or
- using a windbreak to reduce the wind velocity against the entrance.



## 1. Utility Incentive Programs

Utility companies serving Contra Costa County offer various programs to promote the efficient use of energy and other resources, and to assist lower income customers. These programs are discussed below.

MCE is the default electricity provider to residential customers within the unincorporated county and offers a variety of programs to help residential customers reduce their energy costs.

Pacific Gas & Electric (PG&E) provides natural gas to residential consumers in the county and electricity to residential customers that have opted out of MCE's services. PG&E provides a variety of energy efficiency rebates and energy conservation services for residents.

PG&E, MCE and Bay REN each offer several energy assistance programs for lower income households, which help qualified homeowners and renters conserve energy and control electricity costs. These programs are modified periodically and the County works with these providers to help County residents enroll. In addition, the State Department of Health and Human Services funds the Low-Income Home Energy Assistance Program (LIHEAP) Block Grant. Under this program, eligible low-income persons, via local governmental and nonprofit organizations, can receive financial assistance to offset the costs of heating and/or cooling dwellings and/or to have their dwellings weatherized to make them more energy efficient.

As energy is used in the treatment and transportation of water, water use efficiency translates to energy efficiency. CCWD delivers treated and untreated water to residential consumers in central and eastern Contra Costa County. The CCWD offers rebates and incentives to its customers for efficiency in home water use.

The East Bay Municipal Utility District (EBMUD), which also serves residents of Contra Costa County, offers many conservation services and incentives to its customers. To start, EBMUD offers complimentary on-site surveys of indoor and outdoor water use to its users, as well as conservation devices—including low-flow showerheads and faucet aerators. EBMUD offers rebates for water-efficient home landscaping and WaterSmart Garden Grants for public garden water conservation projects.

The County is also served by other smaller water service providers.

## 2. The County's Greenhouse Gas Emissions Inventory

Contra Costa County completed its most recent greenhouse gas (GHG) emissions inventory for 2019. The inventory found that approximately 19 percent of the County's GHG emissions came from residential energy use. Focusing on the County's unincorporated area, residential energy use represents 19 percent of total GHG emissions. While the County has already implemented energy efficiency and other GHG reduction programs, multiple opportunities to expand these programs and implement new programs remain.



### 3. The County's Efforts to Promote Energy Efficiency and Reduce GHG Emissions

The Contra Costa County Board of Supervisors formed the Climate Change Working Group in May 2005. The CCWG was comprised of the Agricultural Commissioner, the Director of General Services, the Director of Health Services, the Director of Public Works, the Director of the Department of Conservation and Development and the Deputy Directory for Building Inspection.

In December 2008, the Board of Supervisors adopted a Municipal Climate Action Plan (the "2008 Plan"), which established formal GHG reduction targets, GHG reduction measures, and methods for analysis and monitoring of GHG reduction measures for the County's government operations emissions. The County conducted an interim GHG inventory in 2013 in order to direct priorities toward achieving a target of reducing government operations GHG emissions 15 percent below 2005 levels by 2020.

On December 15, 2015, the Board of Supervisors adopted a Climate Action Plan (the "2015 CAP") to reduce community-wide GHG emissions in the unincorporated areas of Contra Costa County. The 2015 CAP included sections covering the scientific and regularly environment, an updated GHG inventory and forecast, a GHG reduction strategy for community-wide emissions, and implementation plan.

The County is currently preparing the 2022 Climate Action Plan Update to build on the legacy of these prior efforts by including an updated estimate of the County's energy use and GHG emissions, updated emissions reductions

and implementation and monitoring strategies, and a discussion of climate change impacts relevant to Contra Costa County. The 2022 CAP will identify energy efficiency and conservation and GHG reduction strategies that benefit residents through and beyond 2050, consistent with the State's goals and programs to achieve statewide net carbon neutrality and carbon free energy by 2045.

The County has already implemented many measures that have reduced its municipal GHG emissions. Some of the most effective municipal GHG reduction measures include compressed employee work weeks and remote work schedules, building lighting retrofits, building heating-ventilating-air conditioning (HVAC) improvements, direct digital control devices for building HVAC systems, installation of cogeneration plants for buildings that operate 24 hours per day, purchase of energy efficient computers and copiers, paper recycling, use of B20 biodiesel fuel for the County diesel fleet, purchase of hybrid vehicles for the County fleet, and the use of LEDs in traffic signals. The County is in the process of installing electric vehicle charging stations to facilitate a conversion of the County's fleet to zero-emission. The County's efforts to reduce municipal GHG emissions will continue to expand with the development and implementation of the 2022 Climate Action Plan.

The County has also implemented various community-wide measures that have targeted residential energy conservation or otherwise reduced GHG emissions. Some of the residential energy conservation measures include:

- offer density bonuses for development projects that include a specified number of affordable housing units,
- encourage mixed use development to limit travel distances,

- conduct a weatherization program to assist low- or fixed-income households in making their homes more energy efficient,
- actively participate and coordinate in regional and local energy efficiency incentive programs funded by the State through local utility providers and other energy efficiency implementors,
- adopt and encourage use of Green Building Guidelines for residential construction and remodeling projects
- Implement County's all-electric ordinance
- provide green building related information to the public (including custom-made green building materials display and free copies of above-mentioned Guidelines),
- require developers to provide information on commute alternatives available to their residents,
- require certain new developments to use drought-tolerant landscaping,
- require certain development projects to construct bicycle and pedestrian amenities, and
- require large development projects in designated transit areas to install features to support mass transit.

Other community-wide GHG reduction measures include efforts to adopt residential variable can rate structures to promote waste reduction and recycling, inform residents regarding the proper methods to manage their unwanted household chemicals and electronics, use methane from landfills

to generate electricity, and recognize businesses that adopt green business practices.

Property Assessed Clean Energy (PACE): To encourage more retrofitting of existing residences, the County developed a process to allow Property Assessed Clean Energy (PACE) financing providers to operate within unincorporated Contra Costa County. PACE financing allows individual property owners to voluntarily join an assessment district and borrow money (up to 100% of the project cost) for the purpose of making energy or water efficiency improvement to their property. This unique financing mechanism is tied to the property, rather than the individual, and eligibility is based primarily on property value and equity. The property assessment is paid back over time (usually over a 5 to 20 year term) on the property owner's property tax bill. The voluntary assessment is created when the property owner enters into a contract, known as a "contractual assessment," with a PACE financing provider. Currently, four (4) PACE financing providers are authorized to operate in unincorporated Contra Costa County. PACE financing also creates jobs, promotes economic development, and helps protect the environment.

The Weatherization Program provides free weatherization services to improve the energy efficiency of homes, including attic insulation, weather-stripping, minor home repairs, and related energy conservation measures.

The Home Energy Assistance Program (HEAP) provides financial assistance to eligible households to offset the costs of heating and/or cooling dwellings.

The Energy Crisis Intervention Program (ECIP) provides payments for weather-related or energy-related emergencies.



## 4. Regional Opportunities to Further Reduce Energy Use and GHG Emissions

Many residential energy conservation opportunities are closely inter-related with other regulations/standards currently being developed and adopted at the regional and state levels.

In July 2012, the County joined the Bay Area Regional Energy Network (BayREN), a collaborative partnership among the nine-county San Francisco Bay Area led by ABAG. BayREN implements effective energy saving programs on a regional level and draws on the expertise, experience, and proven track record of Bay Area local governments to develop and administer successful climate, resource, and sustainability programs. The program is funded by California utility ratepayers under the auspices of the California Public Utilities Commission. The program offers free technical services and financial incentives (rebates) to both Single-Family and Multi-Family units. To receive the most updated information regarding current programs, visit the BayREN website ([www.bayren.org](http://www.bayren.org)).

## 5. Local Opportunities to Further Reduce Energy Use and GHG Emissions

The County also has many opportunities to expand its existing efforts toward community-wide GHG reduction, including further reductions in residential energy use. As a starting point, the County will expand efforts to promote:

- Infill and transit-oriented development,

- Water- and energy-saving incentives/rebates offered to households,
- Use of water-efficient landscaping and energy efficient irrigation systems,
- Use of photovoltaic systems,
- Reduced reliance on private vehicles,
- Use of permeable paving materials for cooling and water conservation,
- Promote Location Efficient Mortgage and Energy Efficient Mortgage programs as available, and
- Seek or support applications for affordable housing funds from agencies that reward and offer incentives for affordable infill housing and affordable housing built close to jobs, transportation, and amenities (e.g., HCD's Multifamily Housing Program and California Tax Credit Allocation Committee).

As resources are available, the County will initiate process to review existing policies, standards or requirements in our County Code and General Plan to identify those that:

- Help reduce energy use from residential buildings and assess potential for expanding or enhancing them, and
- Serve as potential barriers to incorporating residential energy efficiency incentives or requirements and assess feasibility of modifying or eliminating them.



For example, the County’s parking standards could potentially be modified to allow for smaller parking spaces, establish maximum parking spaces per project type or facilitate use of permeable pavement surfaces and landscaping in parking lots without requiring variances.





This page intentionally left blank.



## 6.5 Housing Accomplishments

In order to craft an effective housing strategy for the 2023 to 2031 planning period, the County must assess the achievements of the existing housing programs. This assessment will allow the County to evaluate the effectiveness and continued appropriateness of the existing programs and make adjustments for the next eight years.

### A. EVALUATION OF ACCOMPLISHMENTS UNDER ADOPTED HOUSING ELEMENT

Contra Costa County's last Housing Element was adopted in late 2014. The Element sets forth a series of housing programs with related objectives for the following seven areas:

1. Housing and Neighborhood Conservation
2. Housing Production
3. Special Needs Housing
4. Housing Affordability
5. Provision of Adequate Residential Sites
6. Removal of Governmental Constraints
7. Equal Housing Opportunity
8. Energy Conservation and Sustainable Development

The following discussion summarizes the County's housing accomplishments in each of the eight areas from 2015 through 2022. Appendix B provides a more detailed assessment of each housing program established in the 2014 Housing Element. The County had mixed results in implementing its

programs. Contra Costa County, like other jurisdictions, was impacted by the national emergency declaration due to the COVID-19 pandemic, reducing contact with residents, restricting construction, extending permit and inspection timeframes, limiting materials, equipment, and contractor availability. Regardless of this setback, the County funded 35 projects under the Neighborhood Preservation Program, weatherized 1,400 units, resolved 1,632 code enforcement cases, provided nearly \$23.2 million to preserve affordable housing, awarded CDBG and HOME funds for various projects within the county and cities. In addition, the County updated the Inclusionary Housing Ordinance, approved numerous accessory dwelling units (ADUs), required accessible units in CDBG- and HOME-funded projects, administered the County's homeless Continuum of Care, adopted the agricultural worker housing ordinance, and supported additional housing efforts as described further in Appendix B. These efforts supported special needs populations including, but not limited to, low-income households, people with disabilities, farmworkers, and people experiencing homelessness.

### 1. Housing and Neighborhood Conservation

To maintain and improve the quality of the housing stock and residential neighborhoods, the County has been active in providing residential rehabilitation assistance through a variety of programs. These programs include County funded acquisition and rehabilitation of existing rental housing, preservation of affordable housing, owner-occupied housing rehabilitation, and small (one to eight unit) rental rehabilitation.



## Acquisition/Rehabilitation

The County funds the acquisition and/or rehabilitation of existing rental housing by affordable housing developers using CDBG, HOME, NSP, and HOPWA funds. These funds are offered countywide as low-interest deferred loans in exchange for long-term affordability. The rehabilitation of rental properties has been critical to preserving and increasing the supply of affordable housing in the County.

The County assisted in the acquisition and/or rehabilitation of 487 rental units in the Contra Costa Centre area, 56 rental units in the Antioch area, and 14 units in Bay Point. The County also awarded \$151,000 to Richmond Neighborhood Housing Services (RNHS) in CDBG funds for the rehabilitation of three single-family homes in Richmond affordable to and occupied by low-income families. An additional 158 households were assisted with Mortgage Credit Certificates (MCC) downpayment assistance loans for a total of over \$10 million in MCC assistance.

## Preservation of Existing Affordable Housing

To preserve the affordability of low-income use-restricted units, the County has refinanced various housing projects with new tax-exempt bond issues. .  
((Consider deleting because this is with in the city))

## Owner-Occupied Rehab

Between 2015 and 2021, the County assisted in the rehabilitation of 54 ownership housing units throughout Contra Costa County.

## 2. Special Needs Housing

One of the major goals of the County is to meet the housing and supportive services needs of special needs groups, including people with disabilities, the elderly, the homeless, and farm workers. Since 2015, the County has made significant progress towards this goal. The County worked diligently to address the housing needs of special needs groups during the previous planning period. Some of the cumulative accomplishments are highlighted below.

### All Special Needs Groups

The County provided funding assistance for rehabilitation of 1,116 existing extremely low-income housing units. The County promoted construction of more accessible, naturally affordable units through the County's ADU Ordinance. The County supported (through funding or granting of density bonuses) a 42-unit rental project in North Richmond, a 193-unit multi-family project in Bay Point, and a 325-unit multi-family apartment project in the unincorporated Walnut Creek area that includes 12 very low-income units and 24 moderate-income units.

### Senior Housing

Recognizing the special needs of the elderly, the County has provided design flexibility in the development of senior housing. In addition, the County has provided financial assistance in the development of affordable housing for lower-income seniors. During the previous planning period, the County continued planning efforts to construct the Rodeo Senior Housing development.



## Housing for Persons with Disabilities

The County provided funding in North Richmond for four fully accessible units, three physically disabled units, and one vision/hearing impaired unit. The County also provided funding for projects located in the Cities of Antioch, Concord, El Cerrito, Pittsburg, and Walnut Creek that included a total of 19 fully accessible units, 14 units accessible to physically disabled, and 5 units accessible to vision/hearing-impaired . The County requires accessible units in all new construction projects that received HOME or CDBG funding and in rehabilitation projects, when feasible. Between 2015 and 2020, the County funded 18 projects countywide that included unit accessibility upgrades.

## Persons Experiencing Homelessness

The County has also played an active role in providing housing to homeless individuals and families. Contra Costa County has nine interim housing (or emergency shelters) for homeless individuals, families, and youth totaling 402 beds. Within the Central County shelter, Concord & Brookside Adult Interim Housing, there is a respite shelter for medically fragile adults.

## Female-Headed Households

The County provided NSP funds to support construction of two low-income rental housing units in North Richmond for women leaving prison.

## Farmworkers

The County updated the agricultural worker housing ordinance in 2017 to comply with State law and allowing for the permitting of farmworker housing by right and through a discretionary review process for larger projects.

### 3. Housing Affordability

#### Affordable Homeownership Opportunities

In addition to facilitating new construction of affordable housing (as described above), the County has also been active in promoting housing affordability by expanding homeownership opportunities. One homeownership assistance program is the Mortgage Credit Certificate (MCC) program administered by the County. Between 2015 and 2020, the County provided 158 households with Mortgage Credit Certificates (MCC) throughout the county and cities for a total of over \$10 million in MCC assistance.

Aside from the MCC, the County has implemented various programs to provide affordable homeownership opportunities to lower- and moderate-income households. The County's homebuyer assistance programs include the following: RDA (former Redevelopment Agency funds), NSP, HOME and CDBG funds have been used for new construction and rehabilitation of single-family homes. Following completion, these funds are rolled over into deferred equity share loans for low-income homebuyers. Through agreements with developers, homes affordable to low- and moderate-income homebuyers have been constructed as a component of market-rate housing developments.



## 4. Removal of Governmental Constraints

To stimulate housing development, the County updated the ADU Ordinance in 2017 to streamline internal conversions. The County recently administered the Contra Costa County Accessory Dwelling Unit (ADU) Incentive Program, which ran from 2019 through mid-2021. In addition, the County has been working on updating its code to include objective design standards. That work is expected to occur in 2022. In addition, the County prepared a revised ordinance to remove the minimum lot size requirements for Planned Unit Development projects. County staff identified potential amendments, such as eliminating the existing minimum acreage requirements for a P-1 district and granting the Zoning Administrator the ability to decide additional application types for properties within P-1 Districts, which will ease the entitlement process for housing developments. As of 2022, County staff is in the process of finalizing language for a formal ordinance amendment proposal. The County also administers the Quick Turn-around Program to expedite permit review.

The County recently administered the Contra Costa County Accessory Dwelling Unit (ADU) Incentive Program, which ran from 2019 through mid-2021, to facilitate the legalization of illegally built ADUS by waiving late filing fees for ADU Permit applications and waiving penalty fees for building permits.

## 5. Promotion of Equal Housing Opportunity

The County adopted its Analysis of Impediments to Fair Housing Choice (AI) in June 2019. The AI is a review of impediments or barriers that affect the rights of fair housing choice. It covers public and private policies, practices, and procedures affecting housing choice. The AI serves as the basis for fair

housing planning, provides essential information to policymakers, administrative staff, housing providers, lenders, and fair housing advocates, and assists in building public support for fair housing efforts

## 6. Provision of Adequate Residential Sites

As documented in the Land Inventory: Vacant & Underutilized Sites Analysis, the County had more than an adequate number of residential sites to meet the assigned 2015 – 2023 Regional Housing Need Allocation (RHNA). The inventory identified just over 3,318 new units on vacant and underutilized properties distributed among the unincorporated communities within the County's Urban Limit Line.

The most significant change to the inventory since the adoption of the 2014 Housing Element Update is that the County is comprehensively updating the General Plan and Zoning Code. The majority of the sites in this Housing Element are proposed to receive a change in land use designation and allowed density as part of the comprehensive General Plan update currently underway.

### B. HOUSING PRODUCTION IN PREVIOUS RHNA PERIOD

Between 2015 and 2021, 315 new affordable housing units were constructed in the County unincorporated areas. Using CDBG, HOME, HOPWA, Housing Successor (former redevelopment set-aside) funds, and bond financing, the County facilitated affordable housing development throughout the County. Table 6-38 summarizes building permit activity since 2015.

**TABLE 6-38 COUNTY-WIDE ASSISTED NEW CONSTRUCTION  
2015-2021**

	2015	2016	2017	2018	2019	2020	2021	TOTAL
Very-low	0	0	0	63	0	0	36	<b>99</b>
Low	8	0	3	171	1	0	33	<b>216</b>
Mod	65	28	31	1	4	0	36	<b>165</b>
Above Mod	276	201	244	434	214	137	422	<b>1,928</b>
<b>TOTAL</b>	<b>349</b>	<b>229</b>	<b>278</b>	<b>669</b>	<b>219</b>	<b>137</b>	<b>527</b>	<b>2,408</b>

This level of affordable housing production exhibited above is largely the result of the County's partnership with housing developers in the area. The County has been active in meeting with local developers, community groups, and other jurisdictions to review housing needs and develop effective strategies to meet those needs. The County also participates in various regional and local organizations concerned with housing issues. County staff provides ongoing technical assistance to non-profit and for-profit developers in the development and financing of affordable housing.



This page intentionally left blank.





## 6.6 Housing Plan

Sections 6.2 through 6.5 of the Housing Element present a housing needs assessment; an analysis of constraints to housing provision; an inventory of land, financial, and administrative resources; as well as an evaluation of past housing accomplishments. This section presents the County's eight-year Housing Plan, which sets forth goals, policies, and programs to address the identified housing needs and other important housing issues.

The County's housing plan for addressing the identified housing needs is detailed according to the following six areas:

- Provision of Adequate Residential Sites
- Assist in the Development of Adequate Housing to Meet the Needs of Low- and Moderate-Income Households, and Persons with Special Needs
- Conserve and Improve the Existing Housing Stock
- Preserve Units At Risk of Conversion to Market-Rate Units
- Address and Remove or Mitigate Governmental Constraints
- Equal Housing Opportunities

### A. HOUSING GOALS, POLICIES, AND ACTIONS

The following are the goals, policies, and actions the County intends to implement to address the community's identified housing needs and issues.

#### Goal HE-1

Maintain and improve the quality of the existing housing stock and residential neighborhoods in Contra Costa County, including preserve the existing affordable housing stock.

#### Policies

##### HE-P1.1

Assist low-income homeowners in maintaining and improving residential properties through housing rehabilitation and energy-efficiency assistance programs. Promote increased awareness among property owners and residents of the importance of property maintenance to neighborhood quality.

##### HE-P1.2

To the extent practicable, focus rehabilitation expenditures and code enforcement efforts in communities with a high concentration of older and/or substandard residential structures for continued reinvestment in established neighborhoods. The goal of the code enforcement efforts is to improve overall quality of life in these neighborhoods.



### HE-P1.3

Assist non-profit partners in acquiring and rehabilitating older residential structures and maintaining them as long-term affordable housing.

### HE-P1.4

Ensure that the County's condominium conversion ordinance (Chapter 926-2.202) mitigates impacts to displaced tenants and ensures the quality of units being sold to homeowners.

### HE-P1.5

Preserve existing affordable housing developments at risk of converting to market-rate housing through promotion of bond refinancing and other mechanisms.

## Actions

### HE-A1.1

Action: Continue to provide rehabilitation loans through the Neighborhood Preservation Program to extremely low-, very low- and low-income households and to promote the program.

Background: Through the Neighborhood Preservation Program, the County provides home rehabilitation loans to extremely low-, very low-, and low-income households to make necessary home repairs and improve their homes. Department of Conservation and Development (DCD) administers this program, which is available to income-qualified households throughout the urban county. Eligible residents may receive assistance for a variety of home improvement activities, including but not limited to, re-

roofing, plumbing/heating/electrical repairs, termite and dry-rot repair, modifications for disabled accessibility, security, exterior painting, and energy conservation. Specific loan terms are based on financial need and may be zero or 3 percent, deferred or amortized.

DCD has identified the following unincorporated areas for focused rehabilitation assistance: Bay Point, Bethel Island, Byron, Clyde, Crockett, El Sobrante, Montalvin Manor, North Richmond, Rodeo, Rollingwood, and the Vine Hill area near Martinez.

Eight-Year Objectives: Disseminate information on housing rehabilitation assistance through the County's website, public access cable channels, notices in the press, presentations, and distribution of brochures to public service agencies and community groups, and mailings to county residents. Rehabilitate a minimum of 5 units annually for a total of 40 units over 8 years.

Funding Source: NPP and Weatherization, Measure X housing funds


Responsible Agency/Department: DCD

Timeframe: Consider new applications annually

### HE-A1.2

Action: Continue to offer the free weatherization program for extremely-low, very-low and low-income homeowners.

Background: The County DCD offers a free weatherization program to assist extremely low-, very low-, and low-income homeowners and renters in improving residential energy efficiency and, as a result, reducing their energy bills. The program's energy saving improvements include minor home



repairs and appliance and fixture replacements, such as attic insulation, weather stripping, pipe wrapping, furnace filters, shower heads, heaters/ovens, ceiling fans, door bottoms, etc. |

Eight-Year Objectives: Assist 150 households annually for a total of 1200 households over 8 years. Provide education on energy conservation.

Funding Source: Low-Income Housing Energy Assistance Program (LIHEAP)

Responsible Agency/Department: DCD

Timeframe: Ongoing

### HE-A1.3

Action: Consider development of a vacant property registration ordinance to address issues on vacant properties in urban areas.

Background: If a vacant property registration ordinance were put in place it would include a fee to cover the costs for the County to address issues on vacant properties in urban areas. Issues addressed on these types of properties would include derelict buildings, illegal dumping, homeless encampments, overgrown vegetation, for reduction of reduce blight.

Eight-Year Objectives: If adopted, register and remediate any issues on at least 100 properties during the planning period.

Funding Source: DCD

Responsible Agency/Department: DCD

Timeframe: Consider establishing a vacant property registration ordinance by 2025.

### HE-A1.4

Action: Continue code enforcement.

Background: Code Enforcement is responsible for enforcing both State and County regulations governing the maintenance of all buildings and properties in unincorporated areas through complaint-based inspections and ensuring remediation.

To facilitate correction of code violations or deficiencies, Code Enforcement works closely with other County agencies. Code enforcement staff routinely refers homeowners to the County's rehabilitation loan and grants programs, including the Neighborhood Preservation Program. The staff also refers homeowners, mobile home owners, and apartment owners to the County's Weatherization Program.

Eight-Year Objectives: Continue to carry out code enforcement activities as a means to maintain the quality of the housing stock and residential neighborhoods. Continue to refer eligible homeowners, mobile home owners, and apartment owners to County programs for assistance.

Funding Source: DCD

Responsible Agency/Department: DCD

Timeframe: Ongoing



## HE-A1.5

Action: Prevent conversion of deed-restricted affordable housing units in multi-family developments to market-rate units through the following actions: Update and monitor the inventory of all dwelling units in the unincorporated county that include units subject to enforceable affordability requirements. The inventory will include, at a minimum, the number of units, the funding government program, and the date on which the units are at risk of conversion to market-rate.

- Monitor the status of affordable projects, rental projects, and mobile homes in unincorporated Contra Costa County. Should the property owners indicate the desire to convert properties, consider providing technical and financial assistance, when possible, to ensure long-term affordability.
- Work with local service providers to identify funding to subsidize at-risk units in a way mirroring the U.S. Department of Housing and Urban Development (HUD) Project Based Voucher (Section 8) program. Funding sources may include state or local funding sources.

### Background:

As of 2021, a total of 1,686 publicly assisted housing units in multifamily developments are in the unincorporated areas of the county. Of these units, 49 units in El Sobrante Silvercrest and 134 units in Park Regency are at risk of conversion to market-rate housing by 2033.

Pursuant to state law (Government Code Sections 65853.10, 65863.11, and 65863.13), owners of deed-restricted affordable projects are required to provide notice of restrictions that are expiring to all prospective tenants, existing tenants, and the County within 3 years, 12 months,


and 6 months before the scheduled expiration of rental restrictions. In addition, the County or owner will provide notice to HUD, the California Department of Housing and Community Development (HCD), the Contra Costa County Housing Authority, and the local legal aid organization. Owners shall also refer tenants of at-risk units to educational resources regarding:

- Tenant rights
- Conversion procedures
- Information regarding Section 8 rent subsidies
- Any other affordable housing opportunities in the county.

In addition, notice from the owner shall be required prior to conversion of any units to market rate for any additional deed-restricted lower-income units that were constructed with the aid of government funding, that were required by inclusionary ordinance requirements, that were part of a project granted a density bonus, or that were part of a project that received other incentives.

If a development is offered for sale, HCD must certify persons or entities that are eligible to purchase the development and to receive notice of the pending sale. Placement on the eligibility list will be based on experience with affordable housing.

When necessary, the County shall continue to work with property owners of deed-restricted affordable units who need to sell within 45 years of initial sale. When the seller is unable to sell to an eligible buyer within a specified time period, equity-sharing provisions are established (pursuant to the affordable housing agreement for the property), whereby the difference between the affordable and market value is paid to the County to eliminate any incentive to sell



the converted unit at market rate. Funds generated would be used to develop additional affordable housing in the county. The County shall continue tracking all residential projects that include affordable housing to ensure that the affordability is maintained for at least 45 years for owner-occupied units and 55 years (subject to program requirements) for rental units, and that any sale or change of ownership of these affordable units prior to satisfying the 45- or 55-year restriction shall be “rolled over” for another 45 or 55 years to protect “at-risk” units.

Eight-Year Objectives: Monitor all at-risk units as detailed in the program. As required by state law, provide information regarding tenant rights and conversion procedures should the property owner be uninterested in refinancing and offer tenants information regarding Section 8 rental subsidies and other available assistance through County agencies and non-profit organizations.

Funding Source: Measure X, CalHFA Help Program; Multifamily Housing Program; HOME, CalHFA (preservation acquisition financing); mortgage insurance for purchase/refinance (HUD).

Responsible Agency/Department: DCD (Housing Authority for Section 8)

Timeframe: Ongoing communication with owners, service providers, and eligible potential purchasers; work with owners of deed-restricted units on an ongoing basis—particularly at the time of change of ownership.

## Goal HE-2

Increase the supply of housing with a priority on the development of affordable housing, including housing affordable to extremely low-income households.

## Policies

### HE-P2.1

Support development of affordable housing by non-profit and for-profit developers through affordable housing funding sources, regulatory incentives such as density bonus, and/or flexible development standards through planned unit developments.

### HE-P2.2

Encourage and promote the production of housing in close proximity to public transportation and services.

### HE-P2.3

Increase the supply of affordable housing and mixed-income housing through the Inclusionary Housing Ordinance.

### HE-P2.4

Encourage accessory dwelling unit (ADU) and junior accessory dwelling unit (JADU) construction as a viable means of meeting affordable housing needs by design.



### HE-P2.5

Encourage innovative housing design and building types to lower housing costs and provide high quality options for affordable housing.

### HE-P2.6

Plan for a variety of housing types in the county. Encourage innovative, nontraditional designs and layouts in response to evolving housing needs. Provide housing opportunities for all economic segments of the community while ensuring compatibility with surrounding uses.

## Actions

### HE-A2.1

Action: Provide funding or financial incentives for new affordable housing development.

Background: Non-profit and for-profit housing developers play an important role in providing affordable housing in Contra Costa County. Over the years, the County has provided direct financial assistance, regulatory incentives, and land write-downs to many developers that construct ownership and/or rental housing to extremely low-, very low-, low-income, and special-needs households. Major sources of County financing include annual entitlement grants of CDBG, HOME, and HOPWA funds. The County reserves 45 percent of each year's CDBG allocation to acquire and maintain affordable housing in the urban county. The County also serves as an issuer of tax-exempt bond financing when developers seek tax-exempt financing. Projects have been completed with County resources in both unincorporated areas and the cities.

Funding is awarded annually on a competitive application basis to developers of multifamily rental housing and homeownership developments countywide for gap financing. A notice of funding availability is issued in the fall. Applications are due in late fall/early winter, with funding recommendations made prior to the first 9-percent tax credit round in the spring. Funding criteria include proposed target population and alleviation of affordable housing needs, cost-effectiveness, developer experience, and term of affordability. The County Board of Supervisors has adopted a funding priority for projects that reserve a portion of the units for extremely low-income households.

County staff maintains continuous contact with numerous affordable housing developers. County staff offers formal technical assistance and guidance as well as frequent consultations with interested developers.

The County awards of HOME and CDBG funds to affordable housing developers provide local funds, which help leverage other local, state, and federal funds.

#### Eight-Year Objectives:

- Continue to support affordable housing development through direct gap financial assistance. Sources of financial assistance available through the County include Measure X, HOME, CDBG, HOPWA, local inclusionary housing fees, state grants, and tax-exempt bond financing.
- Meet with the local development community, key leaders, and local civic and community groups to promote the County's interest in working cooperatively to increase housing development activity.



- Allow techniques such as smaller unit sizes, parking reduction, common dining facilities and fewer required amenities for senior projects.
- Continue to provide low-interest loans to non-profit organizations to develop housing affordable to extremely low- and very low-income households.
- Encourage applications by nonprofit organizations for affordable housing funds, including federal, state, and local public and private funds.
- Collaborate to the extent feasible with HACCC to explore the use of project-based Section 8 assistance as leverage to obtain additional private-sector funds for affordable housing development.
- Encourage the financing and development of 500 affordable units over 8 years.

Funding Source: CDBG, HOME, HOPWA, Measure X/Housing Trust Fund, local funds, Bond-financing

Responsible Agency/Department: DCD

Timeframe: Annually award HOME, CDBG, and HOPWA funds to experienced housing developers (federal funds are not limited to projects in the unincorporated county). Support the development of 100 lower-income unit to reduce displacement risk and provide housing mobility opportunities.

## HE-A2.2

Action: Pursue affordable housing development on County (Housing Successor)-owned land in North Richmond, Bay Point, and Rodeo.

Background: On February 1, 2012, redevelopment agencies throughout the State of California were eliminated. The statute eliminating redevelopment allowed housing assets to be retained by the redevelopment host jurisdiction (known as Housing Successors). Contra Costa County owns land designated for housing in Bay Point, North Richmond, and Rodeo. The Housing Successor provided pre-development and construction funds to Community Housing Development Corporation of North Richmond (CHDC). In addition, the Housing Successor approved predevelopment and construction funding to the Rodeo Senior (Phase 2) project..

Eight-Year Objectives: Continue to work on closing of escrow for approved .98 acre site in Rodeo Town Center and facilitate the construction of 67 senior lower income units and facilitate the construction of approved Bay Point Orbisonia Heights development in three phases for 384 lower income units. These sites and additional housing assets have been offered in a Surplus Property Notification.

Funding Source: DCD

Responsible Agency/Department: DCD

Timeframe: All sites have been offered through a Notice of Availability of Surplus Land in April 2022. Several sites continue to be available and will continue to be marketed during the 8-year cycle.

## HE-A2.3

Action: Increase the supply of affordable housing through implementation of the Inclusionary Housing Ordinance (IHO). Provide incentives for developers subject to IHO who provide affordable units with three or more bedrooms in areas of concentrated overcrowding.





Background: The County's Inclusionary Housing Ordinance (IHO) has been in place since 2006. All new residential developments of five or more units, as well as condominium conversions, are subject to the IHO, which requires fifteen percent of the project's residential units to be affordable.

- Rental Projects: 12 percent to lower-income households and 3 percent to very low-income households.
- For-Sale Projects: 12 percent to moderate-income households and 3 percent to low-income households.

Developers may comply with the IHO through several alternative approaches:

- On-site development
- Off-site development
- Land conveyance
- Payment of a fee in lieu of development
- Other – developers may propose another method of compliance that would have at least the same benefit as on-site construction.

During this Housing Element planning period, the County will conduct a policy review of the IHO and implement changes including an updated (self-adjusting) fee schedule for in-lieu fees and removing some alternative methods of compliance. The update will also include:

- Encouraging on-site affordable units (as opposed to in-lieu fees) through methods like proactive outreach with the community, assisting with funding through various tax incentives, streamlining entitlement processes, and revising County ordinance and fees, and

- Creating incentives for developers that build affordable units with three or more bedrooms in areas of concentrated overcrowding (i.e., Bay Point, North Richmond according to Section 6.2.G Assessment of Fair Housing).

Eight-Year Objectives: Continue to implement the IHO and encourage developers to provide affordable units on site. Provide the collected in-lieu fees as part of the annual NOFA to support the development of new affordable housing projects in the unincorporated area. Review and update the Inclusionary Housing Ordinance, as necessary. Facilitate the construction of 150 affordable units as a result of the IHO to increase housing mobility opportunities.

Funding Source: None required


Responsible Agency/Department: DCD

Timeframe: Ongoing and update ordinance, as practicable, by 2025.

## HE-A2.4

Action: Prioritize funding for affordable housing providers for acquisition and rehabilitation of rental housing to preserve units, facilitate place-based revitalization, and increase mobility options.

Background: The County offers financial assistance, including CDBG, HOME, and HOPWA funds to affordable housing developers for the acquisition and rehabilitation of existing rental housing. Offer these as low-interest deferred loans in exchange for long-term affordability restrictions on the rental units. Priority will be encouraged for projects that reserve a portion of the units for extremely low-income households.



Eight-Year Objectives: Assist in the acquisition and rehabilitation of 50 affordable units to encourage place-based revitalization and preserve opportunities for housing mobility for lower-income households. The County will prioritize acquisition of at least 25 of the target units in high-resource areas.

Funding Source: CDBG, HOME, HOPWA, Bond Financing

Responsible Agency/Department: DCD

Timeframe: Ongoing

## **HE-A2.5**

Action: Maintain consistency with ADU state law in the County Ordinance Code. Promote ADU construction in high-resource areas/areas of concentrated affluence.

Background: Accessory dwelling units (ADUs) are attached or detached dwelling units that provide complete, independent living facilities for one or more persons that are located on the same lot as or in the primary residence and includes permanent provisions for living, sleeping, cooking and sanitation. Integrating ADUs in existing neighborhoods is a means of increasing the supply of affordable by design rental housing. The development of ADUs is also effective in dispersing affordable housing throughout the unincorporated areas and can provide housing to lower- and moderate-income individuals and families, as well as seniors and persons with disabilities. The County is currently updating its ADU ordinance to allow for the sale of an ADU separate from the primary residence pursuant to Government Code Section 65852.26. The County will continue to update its ADU ordinance to comply with current state law as needed during the planning period. The County will continue to further promote accessory dwellings.

ADUs provide added housing without added land cost, and as such, are more likely to be affordable to low- and moderate-income households on the rental market when compared to a conventional single-family dwelling on the rental market. The County will monitor production of ADUs as the planning period progresses and will consider implementation of additional actions if numbers of ADUs are not meeting target numbers anticipated in this Housing Element. The County has promoted the application of ADUs by streamlining the process and making the application available on the website. To promote housing mobility opportunities, the County will prioritize promotion of ADUs in high resource areas, such as Alhambra Valley, Reliez Valley, Briones, Alamo, Diablo, and Castle Hill areas while also continuing to encourage ADU production in all communities where affordable housing is needed.

Eight-Year Objectives: Publicize the ADU Program to increase public awareness. Approve building permits for 312 ADUs over the 8-year period (39 per year), targeting 150 of these ADUs in high resource areas to encourage socioeconomic integration through housing mobility opportunities for lower-income households.

Funding Source: DCD

Responsible Agency/Department: DCD

Timeframe: Ongoing. Complete ADU ordinance updated that is currently underway by 2023. Continue to review ADU ordinance for any needed updates for compliance with current state law starting in 2024 and every two years thereafter through the end of the planning period.



### HE-A2.6

Action: Explore development of new programs or policies to potentially fund or incentivize affordable housing development. Programs will include updating ADU regulations as needed to remain compliant with state law and implement other community goals. In addition, programs may include implementing urban housing development projects (as allowed under SB 9), and creating objective design standards.

Background: Facilitating and allowing certain housing types and streamlining processes can help facilitate more housing choices for county residents.

Eight-Year Objectives: Explore and evaluate new ideas for potential updates and implementation.

Funding Source: DCD

Responsible Agency/Department: DCD

Timeframe: Staff is working on an updated ADU Ordinance and expects adoption in 2023 (658526.6)

### HE-A2.7

Action: Facilitate development of tiny homes and other innovative types of housing products as alternatives to accommodate people who are unhoused or face housing instability. Evaluate the availability of County-owned land for such housing.

Eight-Year Objectives: Study the viability of tiny homes and other innovative housing types during the planning period. If new housing types prove viable, facilitate development of at least 25 units.

Funding Source: DCD

Responsible Agency/Department: DCD; Public Works

Timeframe: Evaluate properties for potential inventory by 2025

### HE-A2.8

Action: Amend the County Ordinance Code to include an ordinance authorized pursuant to Senate Bill 10 unless determined infeasible or nonbeneficial.

Background: Senate Bill (SB) 10 (2021) creates a voluntary process for local governments to access a streamlined zoning process for new multi-unit housing near transit or in urban infill areas, with up to 10 units per parcel, without need for California Environmental Quality Act (CEQA) analysis. However, much more analysis, consideration, and public involvement would be required to determine if SB 10's provisions are appropriate for the County. The County will review the provisions of SB 10 to explore how it might be used to enhance housing construction in areas close to transit.

Eight-Year Objectives: Adoption of County Ordinance Code amendments pursuant to SB 10.

Funding Source: DCD

Responsible Agency/Department: DCD

Timeframe: Review and consideration by December 2025.



### HE-A2.9

Action: Promote funding for innovation pilot programs and capacity building technical assistance for affordable housing activities (acquisition, predevelopment, construction, rehabilitation, and operating and reserve funds).

Background: Measure X provides opportunities to create more programs and dedicate more resources towards innovative housing solutions.

Eight-Year Objectives: Promote innovation grant program.

Funding Source: DCD (Measure X and State Local Housing Trust Fund)

Responsible Agency/Department: DCD

Timeframe: Post an annual NOFA to award new housing solution ideas.

### Goal HE-3

Increase the supply of appropriate and supportive housing for special-needs populations, social and economic resources among all communities in the county so that Impacted Communities are not disproportionately burdened by environmental pollution or other hazards.

## Policies

### HE-P3.1

Expand affordable housing opportunities for households with special needs, including but not limited to seniors, persons with disabilities, large households, single parents, persons with HIV/AIDS, persons with mental illness, persons with development disabilities, farmworkers, and persons experiencing homelessness.

### HE-P3.2

Continue to support non-profit service providers that help meet the diverse housing and supportive service needs of the community.

### HE-P3.3

Continue to require inclusion of ADA accessible units in all new construction projects receiving County financing.

### HE-P3.4

Encourage housing programs that provide wrap-around social and supportive services for residents in need of services.

## Actions

### HE-A3.1

Action: Work with housing developers and housing service providers to address the needs of those with special housing needs.



Background: In addition to the development of affordable housing in general, the County will work with housing developers to provide housing appropriate to the County's special-needs populations, including persons with intellectual, developmental, mental and physical disabilities, seniors, large households, persons with HIV/AIDS, and farmworkers. Work with the Regional Center of the East Bay to identify any outstanding housing needs for its clients within unincorporated Contra Costa County, assist in identifying available housing that meets those criteria, and consider a rental assistance program to fill the gap between income levels and the cost of housing for persons with developmental disabilities. Collaborate with the Center to the extent feasible to establish an outreach program that informs residents within the county on housing and services available for persons with developmental disabilities.

Eight-Year Objectives:

- Provide financial incentives for the development of 110 units of housing targeted to special-needs populations (HOME, CDBG, and HOPWA).
- Engage with developers to obtain additional required financing.
- Consider allowing techniques such as smaller unit sizes, parking reduction, common dining facilities, and fewer required amenities for senior projects.
- Continue to fund housing developments appropriate for persons with developmental disabilities, including housing with wrap-around services.
- Collaborate with Regional Center of the East Bay to establish needs of those with developmental disabilities.

Funding Source: CDBG, HOME, ESG

Responsible Agency/Department: DCD

Timeframe: Annually: Include a priority for special-needs housing in the Notice of Funding Availability (NOFA) for CDBG, HOME, HOPWA, and local funds.

### HE-A3.2

Action: Continue to offer housing opportunities and funding to facilitate housing for those with disabilities. Create a reasonable accommodation procedure.

Background: Persons with disabilities represent an important special-needs group in Contra Costa County. To maintain independent living, persons with disabilities are likely to require assistance, which may include special housing design features, income support for those who are unable to work, and in-home supportive services for persons with mobility limitations. To provide additional housing opportunities for persons with disabilities, the County will continue to require inclusion of accessible units in all new construction projects receiving County financing (e.g., CDBG, HOME). Current federal regulations require that 5 percent of the units must be accessible to the physically impaired and an additional 2 percent of the units must be accessible to the hearing/vision impaired.

To facilitate the development of appropriate housing for persons with special needs, the County works to remove development constraints and provide reasonable accommodations in the development of such housing as requests are made. The County will evaluate and explore this practice as written reasonable accommodation procedures.



Eight-Year Objectives:

- Continue to require inclusion of 5 percent accessible units for physically impaired and 2 percent accessible units for hearing/visually impaired in all new construction projects receiving County financing, for a minimum of (5 units for physically disabled and 2 for visual/hearing impairment based on 100 assisted units).
- Provide 40 zero- and low-interest loans through the Neighborhood Preservation Program for accessibility improvements in existing affordable owner-occupied, single-family residential units by end of planning period.
- Implement reasonable accommodation procedures to provide special consideration in zoning and land use for housing for persons with disabilities. The County will strive to make accommodations a ministerial process, with a minimal processing fee, subject to the approval of the Zoning Administrator who will apply the following decision-making criteria:
  1. Whether the requested reasonable accommodation would require a fundamental alteration in the nature of a County program or law, including, but not limited to, land use and zoning.
  2. The request for reasonable accommodation will be for the benefit of an individual with a disability protected under fair housing laws.
  3. Whether the requested accommodation is necessary for the individual to have equal opportunity to use and enjoy the housing and housing-related services;

4. The requested accommodation would not impose an undue financial or administrative burden on the County.

Funding Source: DCD, CDBG, HOME, Measure X, PLHA

Responsible Agency/Department: DCD

Timeframe: Annually: Include a priority for special-needs housing in CDBG, HOME, HOPWA NOFA. Draft reasonable accommodation procedure by 2024.

### **HE-A3.3**

Action: Address needs of persons experiencing homelessness

Background: The Contra Costa Council on Homelessness appointed by the Board of Supervisors, provides advice and input on the operations of homeless services, program operations, and program development efforts in Contra Costa County. The Council provides a forum for the Continuum of Care to communicate about the implementation of strategies to prevent and end homelessness including the Forging Ahead Towards Preventing and Ending Homelessness (Ten-Year) Plan. These plans are designed to address the needs of persons experiencing homelessness. The goal of these programs is to ensure that unhoused individuals and families can obtain decent, suitable, and affordable housing in the County. Through the Ten-Year Plan, the County has adopted a “housing first” strategy, which states homelessness is first a housing issue, and that necessary supports and access to comprehensive and integrated services is essential to achieving long-term housing stability. In addition, the Continuum of Care collaborates with entities such as the Contra Costa Council on Homelessness, the Department of



Conservation and Development, and Cities to develop and implement transitional facilities, permanent and longer-term housing, and services for people facing homelessness and housing instability. The CoC provides adequate funding or other supports to maintain and/or abate homeless encampments and provide adequate security for the Coordinated Outreach, Referral and Engagement Teams (CORE). CoC programs link people experiencing homelessness with supportive services, such as behavioral health, substance use services, and primary healthcare.

Eight-Year Objectives:

- Continue to update the Ten-Year Plan
- Continue to work with local non-profit organizations and relevant public agencies to encourage funding of permanent supportive housing unit projects.
- Continue to support existing transitional housing programs, operated by the County and non-profit agencies.
- Continue to support the operations of existing emergency shelters.
- Continue to support licensed residential care facilities in all residential zones through the land use permit process for 7 or more residents.

Funding Source: Hearth Act, CDBG, HOPWA, HOME, ESG

Responsible Agency/Department: Health Services; DCD

Timeframe: Ongoing

## Goal HE-4

Improve housing affordability for both renters and homeowners.

## Policies

### HE-P4.1

Encourage access to homeownership for lower- and moderate-income households.

### HE-P4.2

Continue to support the provision of rental assistance to extremely low-, very low-, and low-income households.

### HE-P4.3

Prioritize and encourage financial support to non-profit organizations that own or operate housing for persons with developmental disabilities.

### HE-P4.4

Designate additional land to address the County's Regional Housing Needs Assessment (RHNA) allocation.





## Actions

### HE-A4.1

Action: Promote the availability of programs that facilitate homeownership opportunities, including assistance for first-time homebuyers.

Background: The County implements programs to provide affordable homeownership opportunities for lower- and moderate-income households as well as special-needs groups, including farmworkers. These programs include the following:

- New Construction: HOME and CDBG (in support of new construction) funds are used for new construction of single-family homes.
- Inclusionary Housing: Through the Inclusionary Housing Ordinance, homes affordable to lower- and moderate-income homebuyers are constructed as a component of market-rate housing developments.

Eight-Year Objectives: Continue to expand homeownership opportunities through a combination of financial support of new construction, and development agreements. Assist 50 first-time homebuyers over the cycle.

Funding Source: HOME, CDBG, Measure X

Responsible Agency/Department: DCD

Timeframe: Ongoing

### HE-A4.2

Action: Encourage affordable housing developers to seek state and federal funding to support the construction and rehabilitation of low-income housing, particularly for housing that is affordable to extremely low-income households. The County shall also seek state and federal funding specifically targeted for the development of housing affordable to extremely low-income households, should they become available.

Background: The County is an entitlement jurisdiction for the CDBG, HOME, and ESG programs. It is a sub-grantee for the HOPWA program. In addition, the County applies for and receives approximately \$7 million in Hearth Act funds on an annual basis. The County administers each of these grants for either most or the entire county (incorporated cities and towns, and the unincorporated areas). Existing Board of Supervisor policy gives priority to projects that provide housing affordable to and occupied by extremely low-income households. The County shall promote the benefits of this assistance program to develop housing for extremely low-income households on its web page and in its program materials.

Eight-Year Objectives: DCD will promote the ELI development assistance program to developers (for profit and non-profit) by including the priority for ELI housing in information on the HOME, CDBG, and HOPWA programs.

Funding Source: HOME, CDBG, Measure X, State (as funding is available)

Responsible Agency/Department: DCD

Timeframe: Annually include a priority for extremely low-income housing in CDBG, HOME, HOPWA NOFA.



## Goal HE-5

Provide adequate sites through appropriate land use and zoning designations to accommodate the County's share of regional housing needs.

## Policies

### HE-P5.1

Maintain an up-to-date site inventory that details the amount, type, and size of vacant and underutilized parcels, and assist developers in identifying land suitable for residential development.

### HE-P5.2

Provide adequate sites to meet the housing needs of special-needs groups, including seniors, persons with disabilities, large households, single parents, persons with HIV/AIDS, persons with mental illness, farmworkers, and the homeless.

### HE-P5.3


Promote mixed-use development by eliminating minimum area requirement to establish a P-1 District.

## Actions

### HE-A5.1

Action: Increase the supply of land zoned for high-density housing. This will include creation of new zoning districts for consistency with the new General Plan land use designations. Amend the General Plan and County Ordinance Code, as needed and detailed in Section 6.4, to provide adequate sites for at least 3,266 lower-income units

Background: To address the 2023-2031 RHNA, amend the General Plan and County Ordinance Code, to provide adequate sites for at least 3,266 lower-income units. Redesignating and rezoning parcels in the sites exhibits in Appendix A, Table B will address the shortfall of suitably designated and zoned sites to address the lower-income RHNA. The allowed base density in the land use district and County Ordinance Code designation on all listed sites will be amended to permit 30 dwelling units per acre (or greater) with a minimum density of 20 du/ac. With the proposed allowed density, each site will permit at least 16 units. At least half of these sites shall be designated for residential use only. The exception to this requirement is that lower income housing needs may be accommodated on sites designated mixed-use if those sites allow 100-percent residential use and require that residential uses occupy at least 50 percent of the total floor area of a mixed-use project. Some of the requirements of this action will be achieved through inclusion of new or revised development standards or updates to processes and procedures in the County Ordinance Code to address constraints identified in this Housing Element and facilitate increased densities. The redesignation and rezoning of the parcels to address the lower income shortfall must be completed within one year of the beginning of the 6th Cycle Housing Element planning period, which is January 31, 2024.



Eight-Year Objectives: Provide suitably zoned sites to address the lower-income RHNA, prioritizing housing opportunities in high-resource areas to facilitate housing mobility.

Funding Source: DCD

Responsible Agency/Department: DCD

Timeframe: Amend zoning by January 31, 2024

### **HE-A5.2**

Action: Change zoning on parcels identified in one or more prior Housing Element to address state law under Government Code Section 65583.2(c) and facilitate housing opportunities on those parcels.

Background: The vacant parcels specified in Appendix A as having been included in the land inventories of the 5th Cycle (2014) and 4th Cycle (2009) Contra Costa County Housing Elements as suitable for lower-income units to address the County's RHNA allocation. Per Government Code Section 65583.2(c), to continue to include these parcels in that portion of the land inventory for this 6th Cycle Housing Element, the County will update all required zoning and General Plan provisions to allow projects that have at least 20-percent affordable units (extremely low, very low, or low) without discretionary review or "by right" (Government Code Section 65583.2 (i)).

Eight-Year Objectives: Make additional sites available for lower-income housing development.

Funding Source: DCD

Responsible Agency/Department: DCD

Timeframe: Amend General Plan and zoning by January 31, 2024

### **HE-A5.3**

Action: Update mixed use designations in Land Use Element.

Background: The General Plan Land Use Element includes mixed-use land use designations. These mixed-use designations have enabled unique projects that combine residential uses, such as apartments or condominiums, with commercial and other non-residential uses. Such developments provide needed housing in close proximity to key services, such as transportation hubs. The County anticipates updating this category and increasing allowed densities as part of the Envision Contra Costa 2040 General Plan Update, which is currently underway.

Eight-Year Objectives: Expand usage of mixed-use land use designations to encourage additional mixed-use development with greater residential densities.

Funding Source: DCD

Responsible Agency/Department: DCD

Timeframe: Update General Plan by 2024.

### **HE-A5.4**

Action: Continue to offer density bonuses and to update the local density bonus ordinance to maintain consistency with state law.



Background: In accordance with State law and the County's Residential Density Bonus Ordinance, the County provides density bonuses to qualified new housing projects to facilitate development of affordable housing consistent with state and local laws.

Eight-Year Objectives: Continue to offer density bonuses and other development incentives to facilitate affordable housing development. Continue to provide information regarding the Density Bonus Ordinance to developers at the application and permit center in DCD as well as during pre-application meetings.

Funding Source: DCD

Responsible Agency/Department: DCD

Timeframe: Update Residential Density Bonus Ordinance for ongoing compliance with state law annually, or as needed.

## **HE-A5.5**

Action: Facilitate lot consolidation for multi-family infill development.

Background: Many unincorporated areas designated for multi-family residential development are fragmented and contain lots that do not meet current minimum lot size standards. Consolidation of undersized lots would likely be necessary to provide an adequate land area to develop an economically feasible multi-family project. To facilitate the infill development of multi-family housing, the County has included some small multi-family residential sites in the sites inventory that have the potential for consolidation with adjacent properties.

The County will reach out to local developers and property owners to discuss development opportunities and incentives for lot consolidation to accommodate affordable housing units and consider additional incentives brought forth by developers.

As developers/owners approach the County with interest in lot consolidation, the County will consider deferring certain fees, waive lot merger fees for certain small contiguous lots, and provide concurrent/fast tracking of project application reviews to developers who provide affordable housing. The County will also pursue grant funding for parcel assemblage land banking when it is available.

Eight-Year Objectives:

- Encourage and support the consolidation of smaller, contiguous, residential parcels into larger parcels that would allow for the development of large, well-designed, multi-family development projects. Continue to offer a tiered density bonus program to encourage consolidation of small lots for multifamily development.
- Support consolidation as applicable housing applications are received.
- Pursue grant funding as feasible during planning period if California legislation and/or programs enable a tax-increment or similar program that leads to funding for site assembly.
- Encourage the construction of 20 lower-income units through lot consolidation to alleviate displacement risk in areas where development was not otherwise possible.

Funding Source: DCD

Responsible Agency/Department: DCD

Timeframe: Biennially: Review site inventory and adjust for planned and completed developments. Annually: meet with developers to receive input about incentives to be created.

## Goal HE-6

Mitigate potential governmental constraints to housing development and affordability.

## Policies

### HE-P6.1

Establish and maintain development standards that streamline housing development while protecting quality of life goals.

### HE-P6.2

Provide financial and/or regulatory incentives where feasible and appropriate to offset or reduce the costs of affordable housing development, including density bonuses and flexibility in site development standards.

### HE-P6.3

Encourage P-1 zoning in areas with significant numbers of non-conforming parcels and uses.

### HE-P6.4

Expand efforts to provide for timely and coordinated processing of residential development projects to minimize project holding costs and encourage housing production.

## Actions

### HE-A6.1

Action: Update Title 8 of the County Ordinance Code

Background: The County regulates the type, location, density, and scale of residential development in the unincorporated areas primarily through the General Plan and County Ordinance Code. Zoning regulations are designed to protect and promote the health, safety, and general welfare of residents as well as implement the policies of the County General Plan. The County is engaged in an ongoing process of reviewing the County Ordinance Code for consistency with state laws. In addition, the County is embarking on a comprehensive update to their zoning. The main purpose of this review is to ensure that the County's requirements and standards do not act as a constraint to the development of affordable housing.

#### Eight-Year Objectives:

- Periodically review the County Ordinance Code and other ordinances to ensure to the extent feasible, that County policies and regulations do not constrain housing development and affordability.
- As part of the comprehensive zoning update, promote the diversification of buildings, lot sizes, and open spaces to produce an environment in harmony with surrounding existing and potential uses. This work will align with the new zoning districts and land use designations that will be put in place by January 31, 2024.



- Current revisions needed to the County Ordinance Code include:
  - Allow employee housing for six persons or fewer anywhere single-family residential uses are allowed to comply with the Employee Housing Act.
  - Establish a streamlined review process and standards for eligible projects under SB 35 (2017), as set forth under Government Code Section 65913.4.
  - To affirmatively promote more inclusive communities, review and revise the County's requirements for Residential Care Facilities with seven or more persons and permit them as a residential use subject only to those restrictions that apply to other residential dwellings of the same type in the same zone. These types of facilities are still subject to state licensing requirements.
  - Allow transitional and supportive housing in all zoning districts in the same way that other housing is allowed per SB 2 (2007) and also to allow supportive housing without discretionary review in areas zoned for residential use where multifamily and mixed uses are permitted, per Assembly Bill (AB) 2162 (2018).
  - Allow low-barrier navigation centers without discretionary review in compliance with AB 101 in areas zoned for mixed use and nonresidential zones permitting multifamily uses.

Funding Source: DCD

Responsible Agency/Department: DCD

Timeframe: Complete update of County Ordinance Code including specified revisions by 2024. Ongoing – periodic review of zoning and subdivision ordinances.

## **HE-A6.2**

Action: Continue developing and implementing practices to further streamline approval of planning entitlements and issuance of building permits for residential projects.

Background: To expedite the review of residential projects, the County has implemented the following policies and actions:

- The County Zoning Administrator reviews development applications for projects with fewer than 100 units.
- The County receives development applications for large and complex projects that require approvals or comments from multiple County departments. A monthly meeting between upper management representatives facilitates review of these projects. Development issues are identified early in the project review and staff from the different departments collaborate to identify approaches to resolve the issues.
- The Application and Permit Center makes permit processing more streamlined by enhancing coordination of permitting services, including online application submittal.

Eight-Year Objectives: Continue monthly meetings with various County departments to review applications that require approvals or comments from more than one County department. Continue reducing time and cost for processing residential development applications to the greatest extent possible.



Funding Source: DCD, PWD, and HSD

Responsible Agency/Department: DCD, PWD and HSD

Timeframe: Meet monthly and ongoing

### HE-A6.3

Action: Continually monitor development impact fees (transportation, drainage, park, etc.) and proposed increases.

Background: The County collects fees on development to mitigate impacts on infrastructure and services. Requiring developers to construct site improvements and/or pay fees toward the provision of infrastructure and services increases the cost of housing development. While these costs may impact housing affordability, these requirements are deemed necessary to maintain the quality of life desired by county residents and are consistent with the goals and policies of the General Plan.

Eight-Year Objectives: Development impact fees that are proportional to the cost of impacts and do not unnecessarily hinder residential development.

Funding Source: DCD and PWD

Responsible Agency/Department: DCD; PWD

Timeframe: Monitor fees every two years

### HE-A6.4

Action: Establish processes to streamlining planning review of small residential development applications.

Background: DCD has implemented a “fast-track” permitting process for residential projects, such as small additions, interior remodels, window replacement, new decks, that can be reviewed and approved quickly. Applications for these small projects are processed in approximately five business days.

Eight-Year Objectives: Continue to implement programs to complete small project application reviews within five days of application submittal.

Funding Source: DCD

Responsible Agency/Department: DCD

Timeframe: Ongoing

### Goal HE-7

Promote equal opportunity for all residents to reside in the housing of their choice.

## Policies

### HE-P7.1

Prohibit discrimination in the sale or rental of housing to anyone on the basis of race, color, ancestry, national origin, religion, disability, gender identity sexual orientation, familial status, marital status, or other such arbitrary factors.





### HE-P7.2

Provide financial support to non-profit organizations providing fair housing services.

### HE-P7.3

Enhance the opportunity for seniors, persons with disabilities, large households, single parents, persons with HIV/AIDS, persons with mental illness, and farmworkers to have access to housing.

### HE-P7.4

Ensure that housing programs prioritize the needs of underserved communities, benefit lower-income residents, and avoid gentrification as neighborhoods are improved.

## Actions

### HE-A7.1

Actions:

- Continue offering fair housing counseling and legal services.
- Continue providing public outreach and education regarding fair housing rights; specialized property owner, management, and lender training; rental home seeking and relocation services; and discrimination complaint processing and investigation.
- Continue requiring housing developers that receive County funding to submit a marketing plan detailing the developer's equal opportunity outreach program and demonstrating efforts to reach those people who are

least likely to hear about affordable housing opportunities.

- Continue to update the Analysis of Impediments (AI) to Fair Housing Choice on the HUD required schedule.
- Implement the following previously identified (in earlier actions in this section) actions to affirmatively further fair housing:
  - Place-based revitalization strategies: Action HE-A2.4
  - Strategies to facilitate housing mobility: HE-A2.1, HE-A2.3, HE-A2.4, HE-A2.5, HE-A5.1, and HE-A6.1
  - Strategies to expand affordable housing in high resource areas: HE-A2.5, HE-A5.1, HE-A5.5, and HE-A6.1
  - Strategies to reduce or prevent displacement risk: HE-A2.1, HE-A5.5, and HE-A7.2
- By December 2023, the County will identify community groups and service providers in all disadvantaged communities, and those at risk of gentrification if different. By June 2024, the County will meet with each of these groups or providers to identify community-based partnerships and strategies to promote place-based revitalization to improve living conditions through efforts not related to development.
- By June 2023, ensure that fair housing information is available in County buildings and on the County's website. Update materials annually, or as needed if more frequent.



- Promote the availability of multi-lingual resources by ensuring that County-provided services and materials are available in languages other than English or that they make clear the availability of interpretation or translation services. Translate materials and make materials available by December 2024.
- Meet with school districts by January 2024 to determine what, if any, outside factors impede student performance in certain areas of the County that can be alleviated, such as stable housing opportunities, childcare opportunities for working parents or guardians, and more. If a need for a specific program is identified, the County will pursue solutions, which may include:
  - Reviewing the County Ordinance Code to ensure childcare facilities are permitted in close proximity to schools and employment centers;
  - Meeting with developers to identify sites suitable and incentives to encourage development of housing that is affordable on a teacher's salary; or
  - Supporting school applications for grants that may be used for teacher recruitment and retention bonuses, providing classroom materials, and other similar incentives to attract high-quality teachers.
- Implement programs and policies identified throughout the General Plan to affirmatively further fair housing and overall conditions in disadvantaged communities identified in the Assessment of Fair Housing.
- Working with the Housing Authority, implement a Housing Choice Voucher (Section 8) education program to share information about the program and available incentives with rental property owners and managers as well as training on avoiding discriminatory practices based on

income or other protected classes. Distribute this information at least annually to property owners and managers across the county, though with an emphasis on areas in central and southern Contra Costa County where there are no Public Housing opportunities available, a disproportionately low rate of voucher usage, and high performing schools.

- By December 2025, create an online resource, in multiple languages, for tenants to understand their rights related to Building Code standards, landlord and tenant responsibilities, and how to request repairs or improvements to their home, including information that is specific to County housing and Code Enforcement regulations.

Background: To promote fair housing, the County allocates CDBG funds to local non-profit organizations for fair housing counseling and legal services. Services offered typically include advocacy and collaboration in support of fair housing opportunities for all; public outreach and education regarding fair housing rights; specialized property owner, management, and lender training; rental home seeking and relocation services; and discrimination complaint processing and investigation.

All housing developers receiving financial assistance from the County are required to submit a marketing plan detailing the developer's equal opportunity outreach program and demonstrating efforts to reach those people who are least likely to hear about affordable housing opportunities. Typical outreach includes distributing informational flyers to social service agencies, and housing authority offices. Advertisements are placed in local newspapers and publications in both English and prevalent non-English languages.



The Contra Costa Consortium has adopted the HUD-mandated Analysis of Impediments to Fair Housing Choice. The AI includes a comprehensive review of the County's laws, regulations, and administrative policies; an assessment of how those laws affect the location, availability, and accessibility of housing; and an assessment of conditions, both public and private, affecting fair housing choice.

Eight-Year Objectives: Affirmatively further fair housing. Continue to support local non-profit organizations for fair housing counseling and legal services. Carry out necessary actions to address the impediments to fair housing choice identified in the AI. See expected outcomes of actions identified in the first bullet for AFFH objectives.

Funding Source: CDBG, General Fund

Responsible Agency/Department: DCD, Clerk-Recorder, Workforce Development Board

Timeframe: Refer to each strategy in the affirmatively furthering fair housing (AFFH) program for metrics and specific milestones.

## HE-A7.2

Action: Prioritize projects that will not involve permanent relocation of residents, offer first right to return if temporary relocation is unavoidable.

Background: In allocating affordable housing funds, the County assigns priority to projects that do not involve permanent relocation (displacement). However, projects involving relocation may be funded if required to eliminate unsafe or hazardous housing conditions, reverse conditions of neighborhood decline, stimulate revitalization of a specific area, and/or accomplish high-priority affordable housing

projects. In such situations, the County monitors projects to ensure that relocation consistent with federal and state requirements is provided. Wherever feasible, displaced households and organizations are offered the opportunity to relocate into the affordable housing project upon completion.

In accordance with California Government Code Section 65583.2(g), the County will require replacement housing units subject to the requirements of California Government Code Section 65915(c)(3) on sites identified in the sites inventory when any new development (residential, mixed-use, or nonresidential) occurs on a site that has been occupied by or restricted for the use of lower-income households at any time during the previous five years.

This requirement applies to:

- Non-vacant sites
- Vacant sites with previous residential uses that have been vacated or demolished.

Eight-Year Objectives: Prevent permanent relocation, to the extent practicable, to reduce displacement risk and comply with state law regarding replacement housing units.

Funding Source: HOME, CDBG

Responsible Agency/Department: DCD

Timeframe: Ongoing



## Goal HE-8

Promote energy-efficient retrofits of existing dwellings and exceeding building code requirements in new construction.

### Policies

#### HE-P8.1

Participate in State and Bay Area regional efforts to reduce energy consumption.

#### HE-P8.2

Encourage healthy indoor air quality and noise levels in existing and new housing. Support efforts to retrofit existing housing units with multi-paned windows, air filtration systems, low-emission building materials, equipment and appliances, and other improvements that reduce indoor air and noise pollution while at the same time working to improve energy efficiency.

#### HE-P8.3

Locate below market-rate housing developments outside of mapped hazard zones as identified in the Health and Safety Element.

### Actions

#### HE-A8.1

Action: Continue to participate in regional programs and activities and increase installed solar capacity.

Background: Contra Costa County is actively involved in regional energy conservation and sustainable development activities. It is a member of the Bay Area Regional Energy Network, which provides rebates and incentives for energy conservation. The County has streamlined the permitting process for solar panels by creating a checklist that includes the required elements to process a permit application. The application and instructions are also available on the County's website.

Eight-Year Objectives: Continue to participate in regional programs and activities. Increase installed solar capacity countywide. Continue to provide expedited rooftop solar permitting.

Funding Source: DCD

Responsible Agency/Department: DCD

Timeframe: Ongoing

#### HE-A8.2

Action: Adopt and implement Updated Climate Action Plan.

Background: The most recent update to the County's Climate Action Plan was adopted in December 2015, the Board of Supervisors adopted a Climate Action Plan. The 2015 CAP included sections covering the scientific and regulatory environment, an updated GHG inventory and forecast, a GHG reduction strategy for community-wide emissions, and implementation plan.

The County is currently preparing the 2022 Climate Action Plan Update to build on the legacy of its prior efforts by including an updated estimate of the County's energy use and GHG emissions, updated emissions reductions and



implementation and monitoring strategies, and a discussion of climate change impacts relevant to Contra Costa County. The 2022 CAP will identify energy efficiency and conservation and GHG reduction strategies that benefit residents through and beyond 2050, consistent with the State's goals and programs to achieve statewide net carbon neutrality and carbon free energy by 2045.

Eight-Year Objectives: Implement Climate Action Plan components related to housing.

Funding Source: DCD

Responsible Agency/Department: DCD

Timeframe: Adopt Updated Climate Action Plan by 2024.

## B. RELATED PLANS

In addition to the Housing Element, the goals and policies presented earlier are implemented through a series of housing programs offered primarily through the County Department of Conservation and Development (DCD), the County's Health Services Department, and the Housing Authority of Contra Costa County. The following plans prepared by these agencies help define the County's overall housing strategy presented in this Housing Plan.

### 1. Contra Costa Consortium Consolidated Plan

The Consolidated Planning process for the Contra Costa Consortium is managed by DCD. The Consolidated Plan outlines the Consortium's objectives and strategy for meeting its housing and community development needs using CDBG, HOME, NSP, ESG, and HOPWA funds.

For CDBG and ESG funds, programs are available to the Urban County, including the unincorporated areas, and the cities and towns of Brentwood, Clayton, Danville, El Cerrito, Hercules, Lafayette, Martinez, Moraga, Oakley, Orinda, Pinole, Pleasant Hill, San Pablo, and San Ramon. HOME-funded programs are available to the Contra Costa Consortium, including the Urban County and the cities of Antioch, Concord, Pittsburg, and Walnut Creek. HOPWA-funded activities are available to all jurisdictions in the County.

The funds provided by these programs can be used for new affordable rental housing, home-buyer assistance, rehabilitation assistance, supportive housing assistance, public facilities improvements, and can be used to provide a variety of services for lower-income families and individuals, and unhoused persons.

The 2020-2025 Consortium Consolidated Plan outlines four priority needs for the entire County, including: affordable housing, reduction and alleviation of homelessness, non-housing community development, and strengthening of partnerships between all levels of government and the private sector. The updated plan notes that through the first four years of the consolidated plan, 12 of the previous goals have been met, including providing social services and housing to 62,000 county residents and households, the construction of 188 rental units, and the rehabilitation of 149 rental units countywide.

### 2. Contra Costa Council on Homelessness/ Continuum of Care Strategy

The Contra Costa Council on Homelessness (CCCH) serves as the County's Continuum of Care Board, and includes non-profit community and advocacy groups, the interfaith community, business organizations, and other relevant community groups. Its purpose is to implement key strategies identified in

the five-year Continuum of Care Plan and the Ten-Year Plan to End Homelessness. The Council is responsible for approving funding allocations for proposed projects and monitoring and tracking performance and compliance in coordination with the Council on Homelessness and HMIS Lead Agency. Contra Costa Continuum of Care Plan identifies priorities and strategies for meeting the housing and service needs of homeless and at-risk populations throughout the county. The Plan addresses gaps in existing facilities and services for homeless households and includes strategies with priorities to expand capacity in the following areas: homeless prevention, outreach and assessment activities; emergency shelter, transitional housing, and permanent housing affordable to extremely low income and unhoused households; and supportive service needs. The County's Ten-Year Plan to End Homelessness includes priorities to address three types of unhoused populations: the chronically unhoused, those discharged into homelessness, and the transitionally (or episodic) unhoused people. This will include programs and projects to increase income and employment opportunities for homeless households, expand needed support services and programs to prevent homelessness, and increase the availability of housing affordable to extremely-low income households and homeless persons.

### 3. Public Housing Agency Plan

The Housing Authority of Contra Costa County (HACCC) owns and operates the County's public housing projects and administers the Section 8 Rental Assistance program for County residents. HACCC prepares a five-year Public Housing Agency Plan (PHAP) and an annual Action Plan, which identifies strategies and actions to maintain and improve the public housing stock, expand the availability and use of Section 8 assistance throughout the County, and improve overall program administration.

**TABLE 6-39 QUANTIFIED EIGHT-YEAR OBJECTIVES**

Activity	Extremely Low Income	Very Low Income	Low Income	Moderate Income	Above Moderate Income	Total
New Construction	1,036	1,036	1,194	1,211	3,133	<b>7,610</b>
Rehabilitation	169	189	192	20	20	<b>590</b>
Acquisition/Preservation <sup>1</sup>	51	66	66	0	0	<b>183</b>

1. The new construction objectives are the same as the County's RHNA.  
 2. The units under the rehabilitation objective are addressed by Actions HE-A1.1, HE-A1.2, HE-A1.3, HE-A1.4, and HE-A2.4  
 3. The units to be preserved are addressed by Action HE-A1.5



This page intentionally left blank.



# A.

## APPENDIX A: SITES INVENTORY

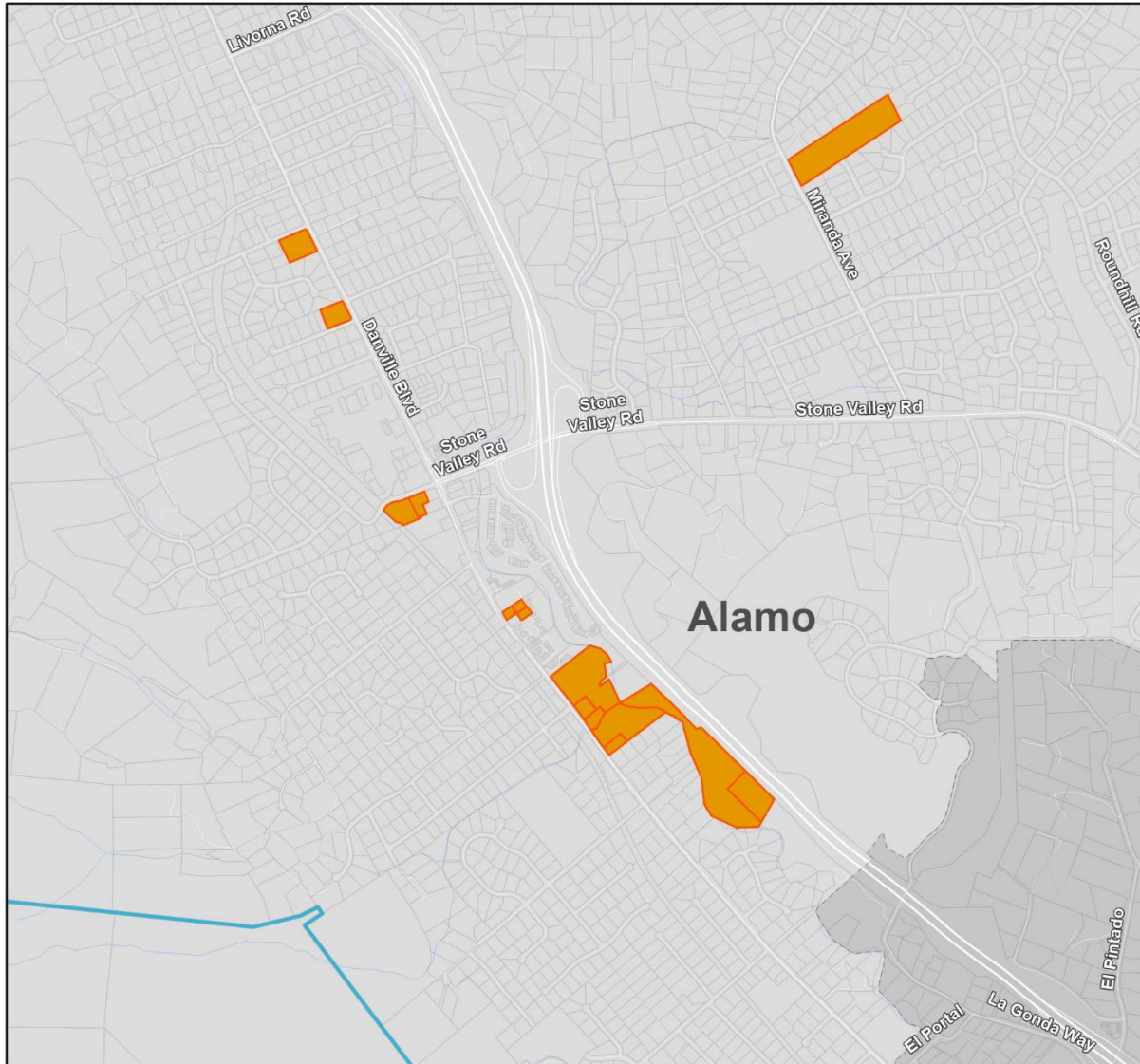
---

### Sites Inventory Maps

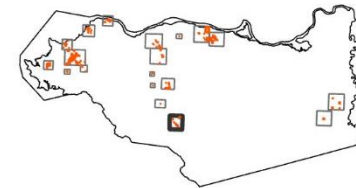


# HOUSING ELEMENT COUNTY OF CONTRA COSTA

## Sites Inventory: Alamo



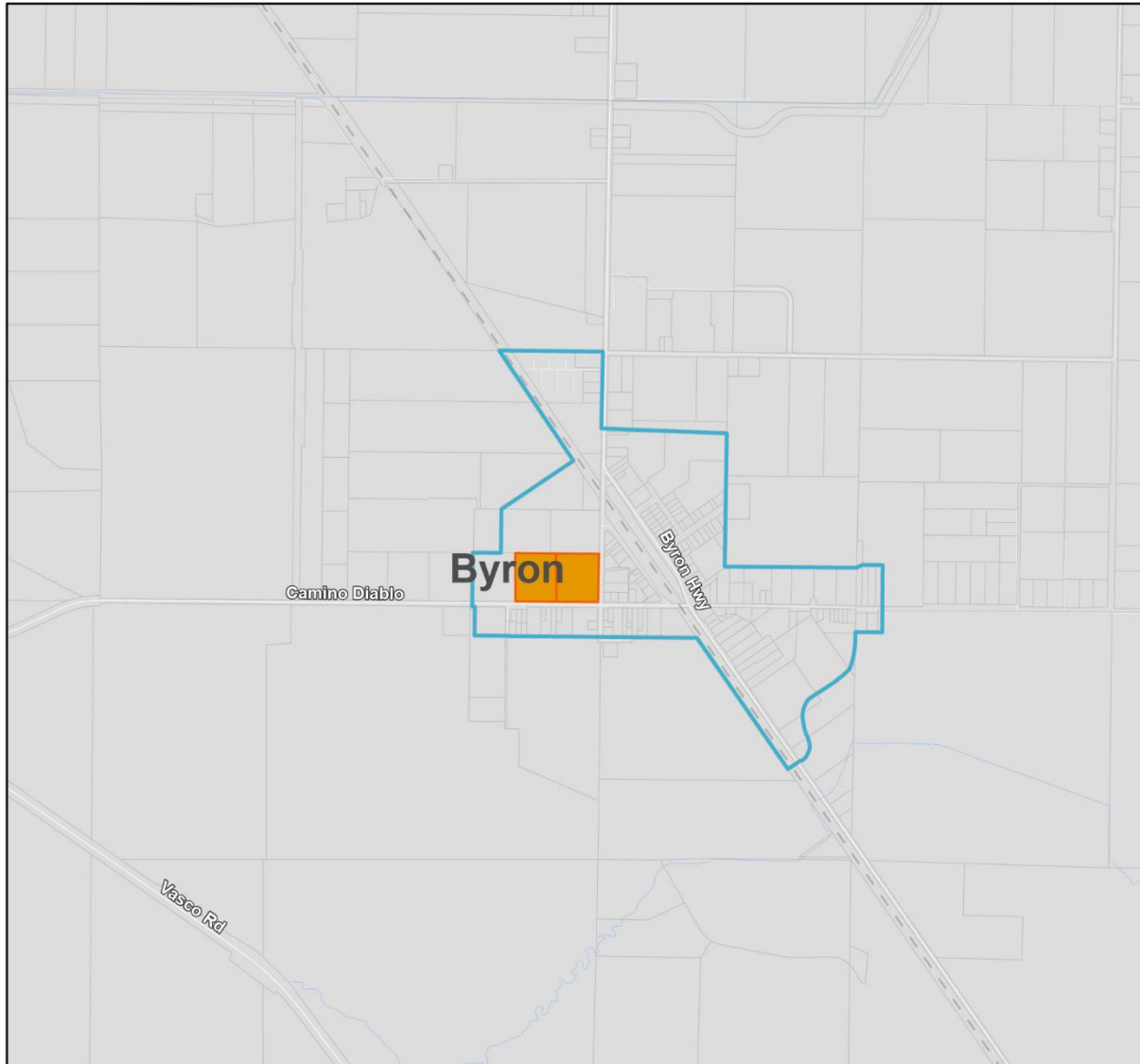
- City Limits
- Urban Limit Line
- Housing Element Sites
- Incorporated City
- Unincorporated



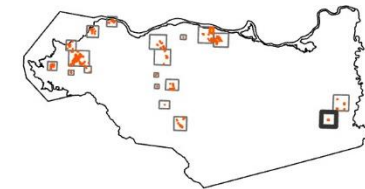
0 0.25 0.5 1 Miles

**HOUSING ELEMENT**  
COUNTY OF CONTRA COSTA

**Sites Inventory:**  
**Byron**



- City Limits
- Urban Limit Line
- Housing Element Sites
- Incorporated City
- Unincorporated

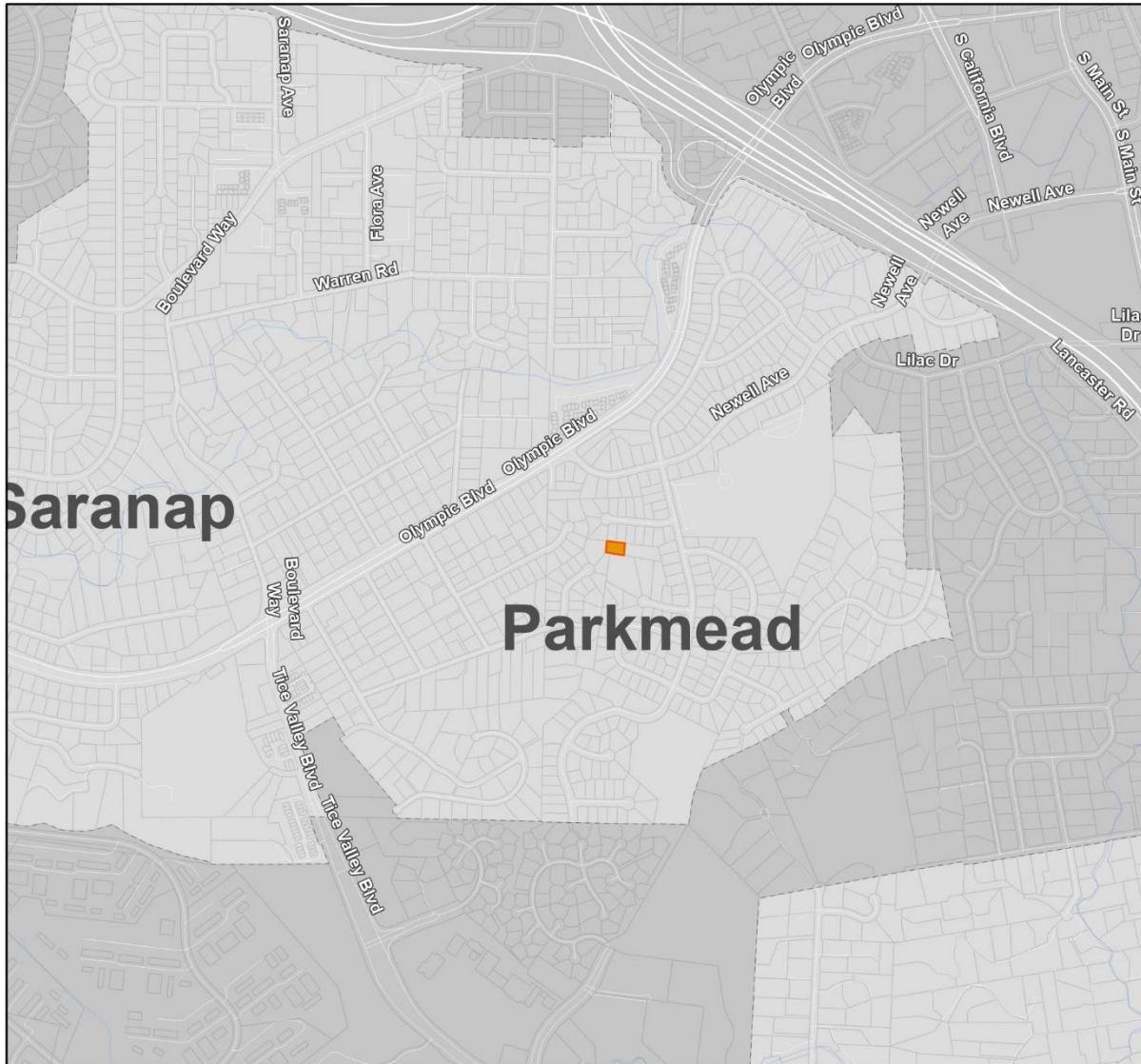


0 0.25 0.5 1 Miles

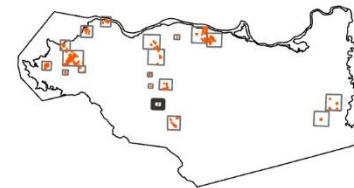


# HOUSING ELEMENT COUNTY OF CONTRA COSTA

## Sites Inventory: Saranap/Parkmead



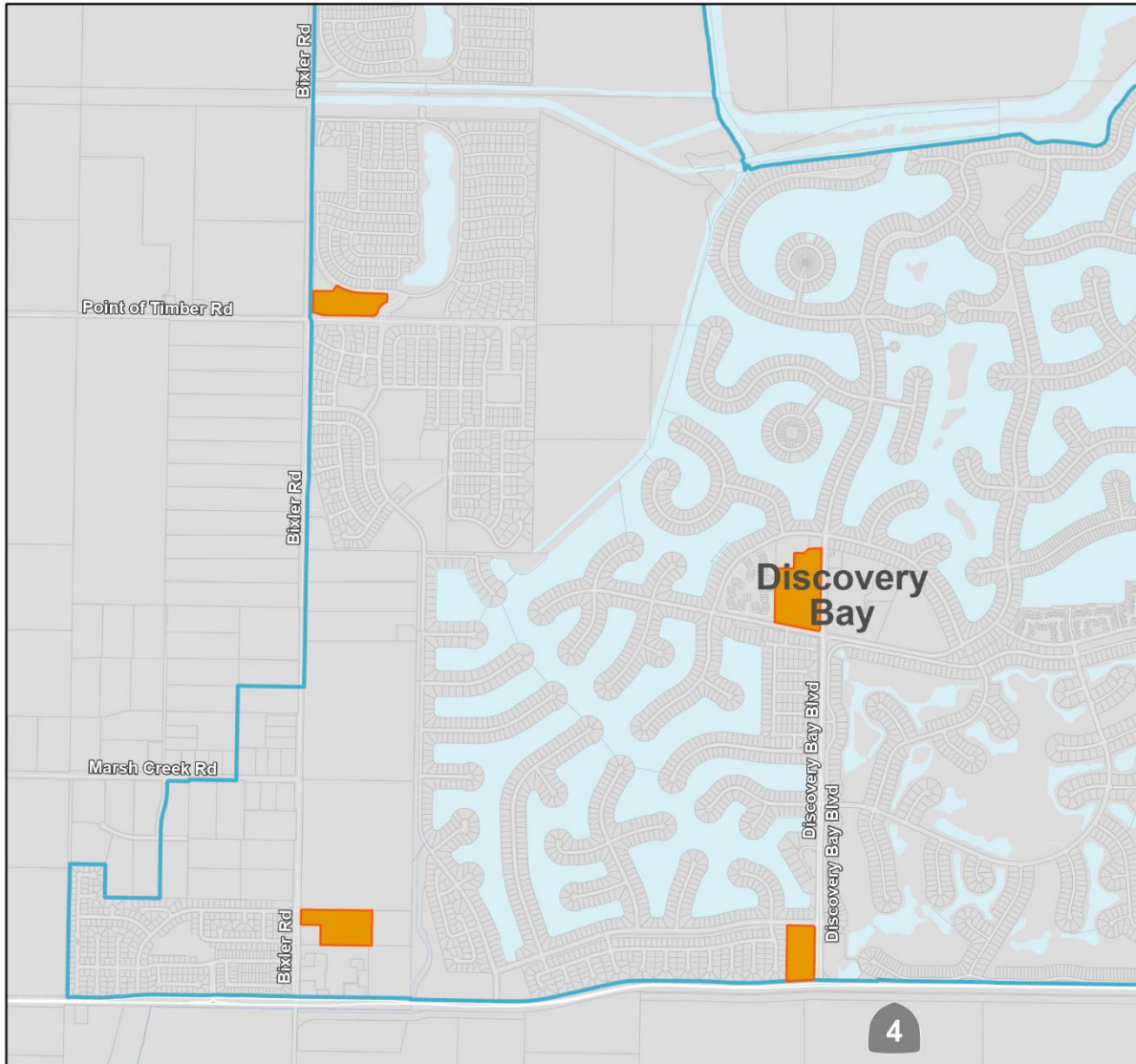
- City Limits
- Urban Limit Line
- Housing Element Sites
- Incorporated City
- Unincorporated



0 0.25 0.5 1 Miles

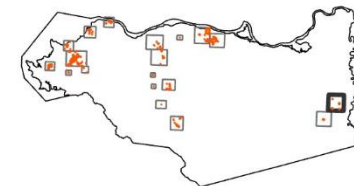


**HOUSING ELEMENT**  
 COUNTY OF CONTRA COSTA



**Sites Inventory:**  
 Discovery Bay (West)

- City Limits
- Urban Limit Line
- Housing Element Sites
- Incorporated City
- Unincorporated

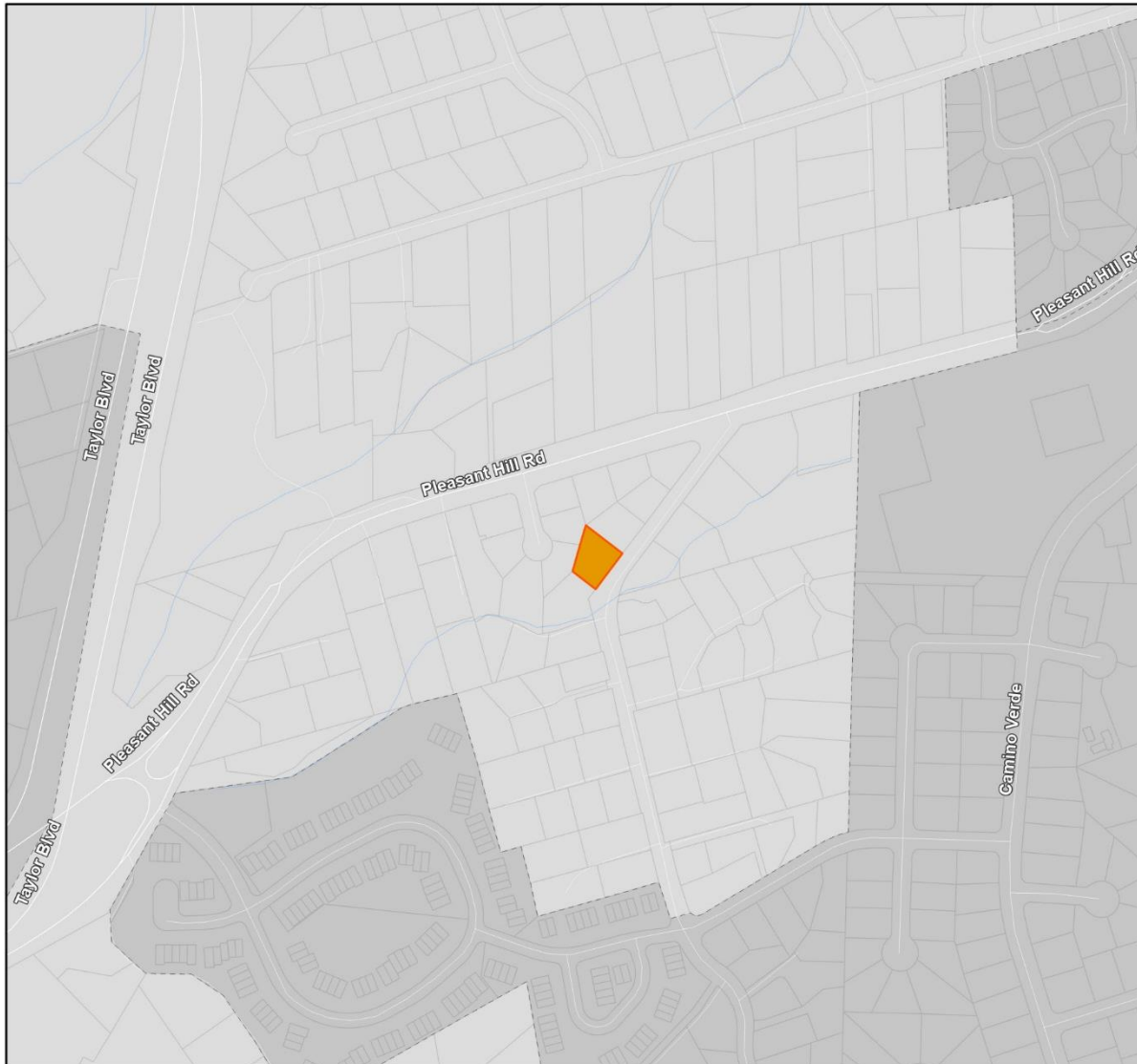


0 0.25 0.5 1 Miles

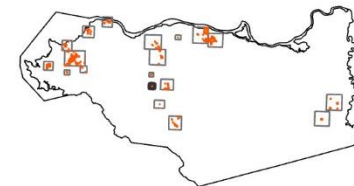


# HOUSING ELEMENT COUNTY OF CONTRA COSTA

## Sites Inventory: Reliez Valley



- City Limits
- Urban Limit Line
- Housing Element Sites
- Incorporated City
- Unincorporated



0 0.25 0.5 1 Miles

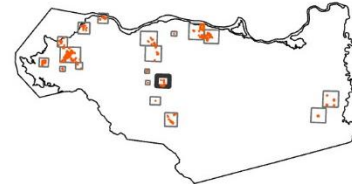
# HOUSING ELEMENT

## COUNTY OF CONTRA COSTA

### Sites Inventory: Contra Costa Centre



- City Limits
- ▭ Urban Limit Line
- ▭ Housing Element Sites
- ▭ Incorporated City
- ▭ Unincorporated



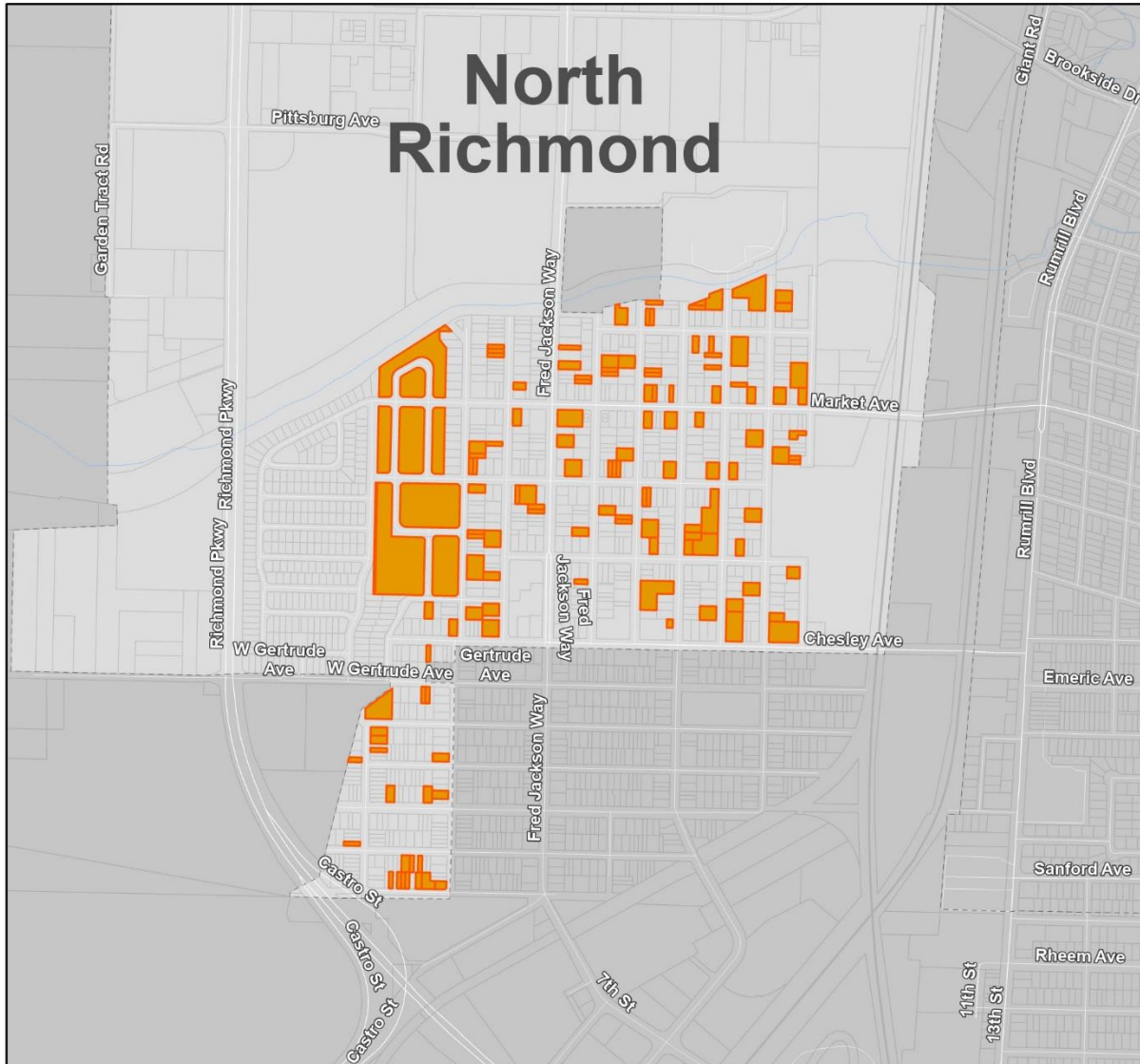
0 0.25 0.5 1 Miles



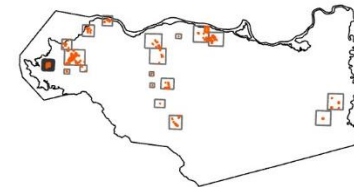


# HOUSING ELEMENT COUNTY OF CONTRA COSTA

## Sites Inventory: North Richmond



- City Limits
- Urban Limit Line
- Housing Element Sites
- Incorporated City
- Unincorporated



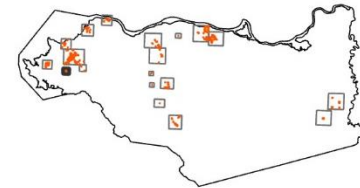
0 0.25 0.5 1 Miles

**HOUSING ELEMENT**  
COUNTY OF CONTRA COSTA



**Sites Inventory:**  
East Richmond Heights

- City Limits
-  Urban Limit Line
-  Housing Element Sites
-  Incorporated City
-  Unincorporated



0 0.25 0.5 1 Miles

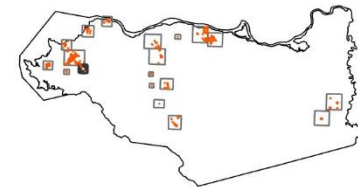


**HOUSING ELEMENT**  
COUNTY OF CONTRA COSTA

**Sites Inventory:**  
El Sobrante (Southeast)



- City Limits
- ▭ Urban Limit Line
- Housing Element Sites
- Incorporated City
- Unincorporated

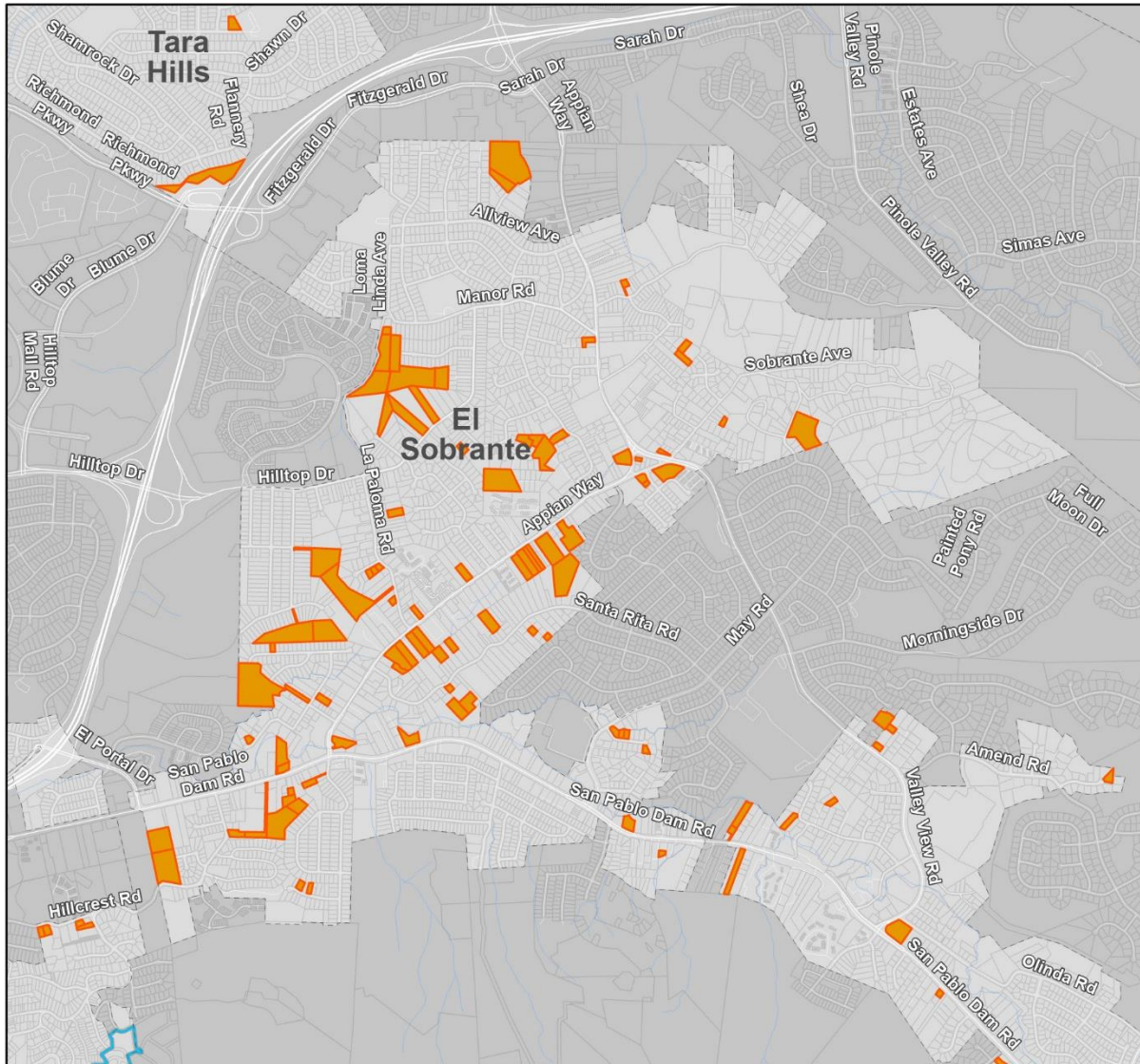


0 0.25 0.5 1 Miles

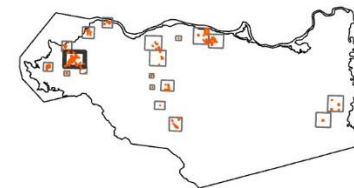


**HOUSING ELEMENT**  
**COUNTY OF CONTRA COSTA**

**Sites Inventory:**  
**EI Sobrante/Tara Hills (South)**



- City Limits
- Urban Limit Line
- Housing Element Sites
- Incorporated City
- Unincorporated

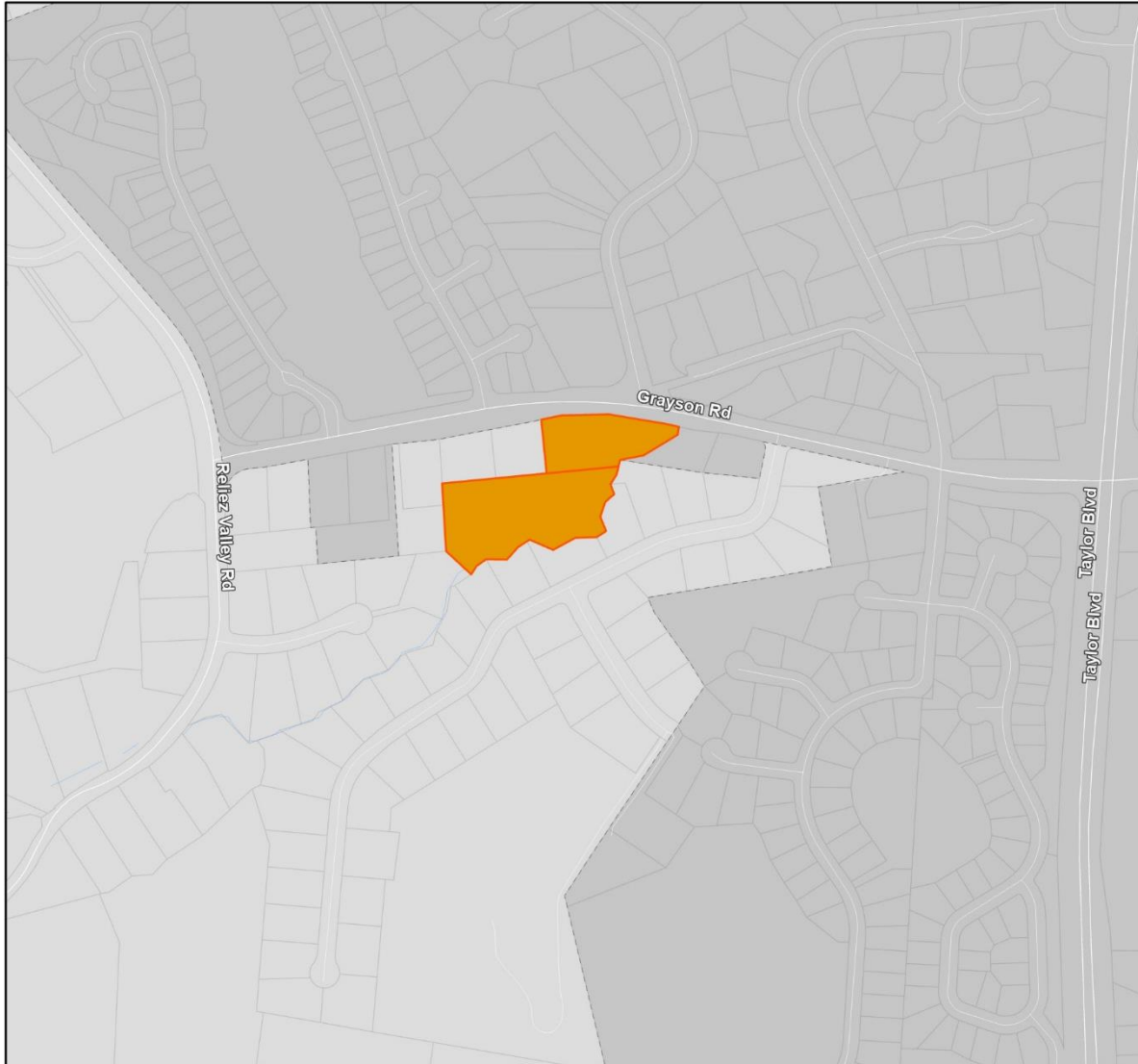


0 0.25 0.5 1 Miles

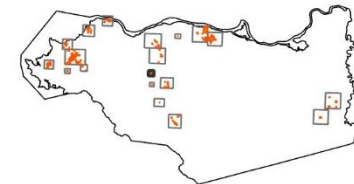


# HOUSING ELEMENT COUNTY OF CONTRA COSTA

## Sites Inventory: Pleasant Hill (Unincorporated)



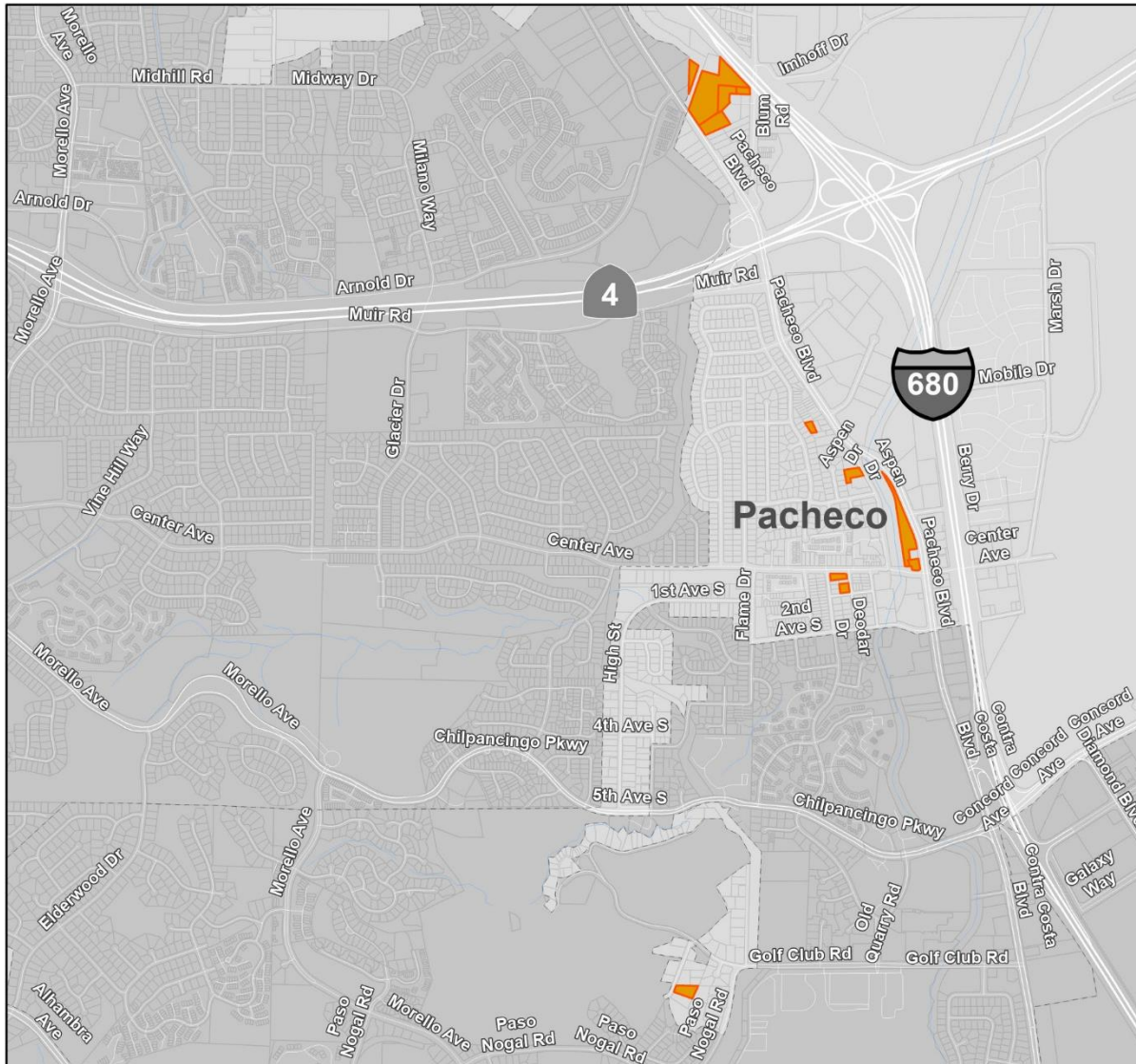
- City Limits
- Urban Limit Line
- Housing Element Sites
- Incorporated City
- Unincorporated



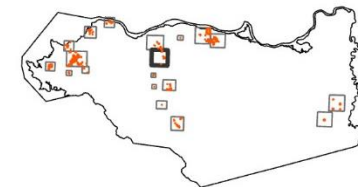
0 0.25 0.5 1 Miles

**HOUSING ELEMENT**  
 COUNTY OF CONTRA COSTA

**Sites Inventory:**  
 Pacheco



- City Limits
- ▭ Urban Limit Line
- Housing Element Sites
- Incorporated City
- Unincorporated



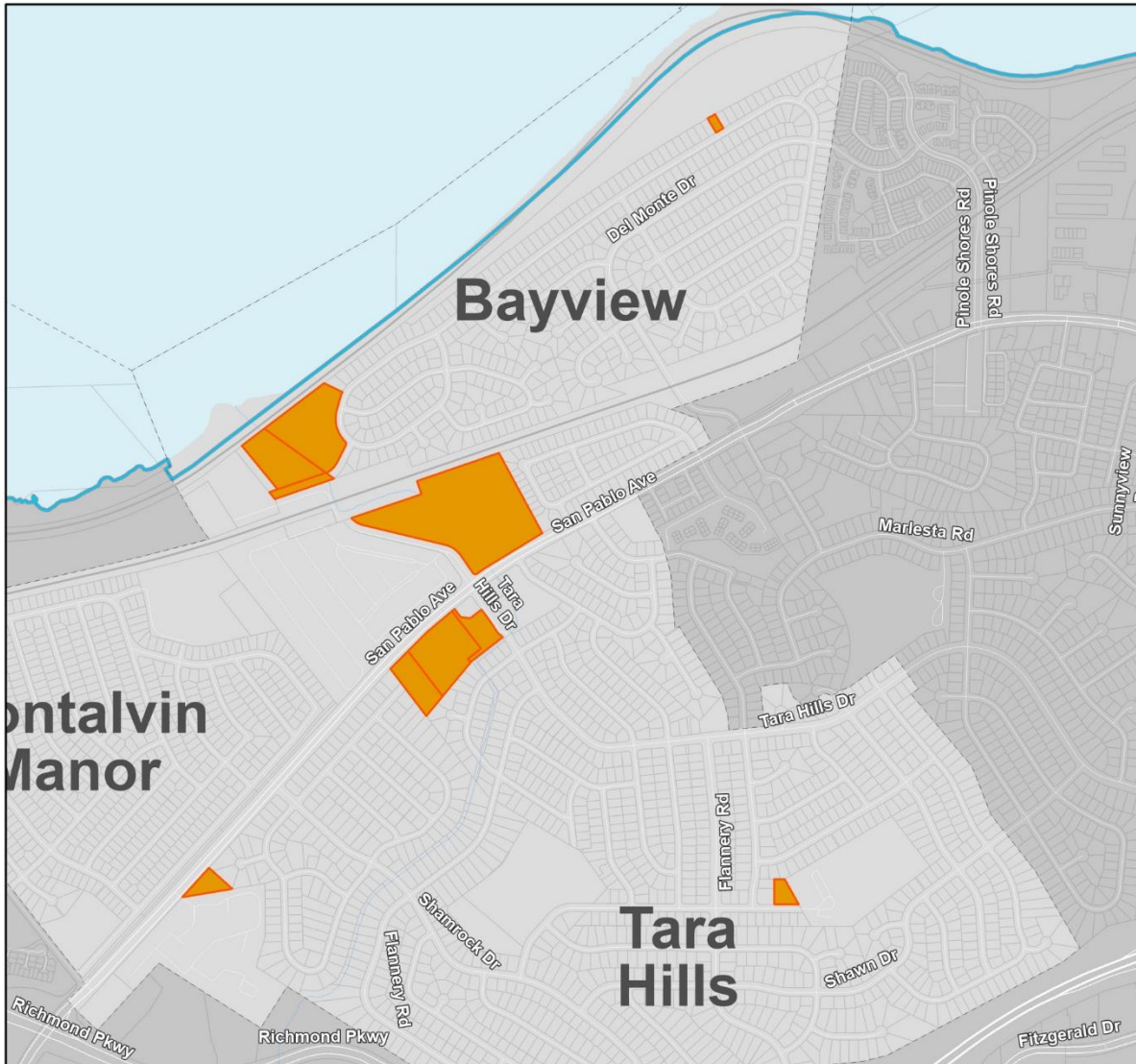
0 0.25 0.5 1 Miles



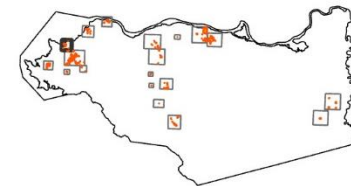


**HOUSING ELEMENT**  
COUNTY OF CONTRA COSTA

**Sites Inventory:**  
Bayview/Tara Hills (North)



- City Limits
- Urban Limit Line
- Housing Element Sites
- Incorporated City
- Unincorporated

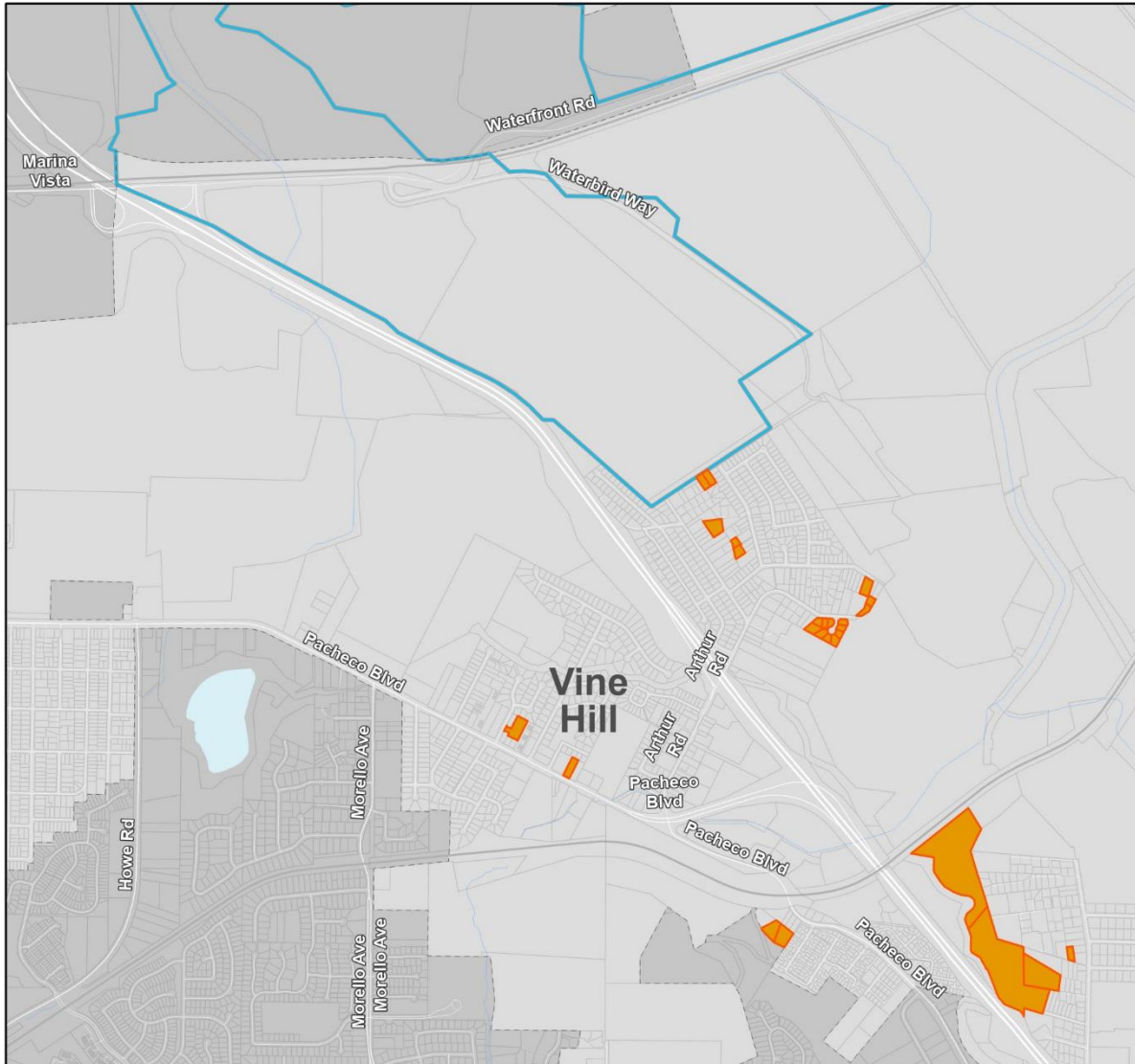


0 0.25 0.5 1 Miles

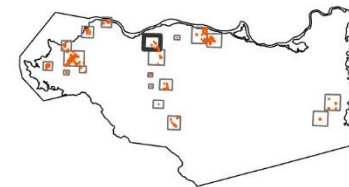


# HOUSING ELEMENT COUNTY OF CONTRA COSTA

## Sites Inventory: Vine Hill



- City Limits
- Urban Limit Line
- Housing Element Sites
- Incorporated City
- Unincorporated



0 0.25 0.5 1 Miles

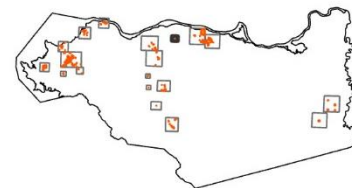


**HOUSING ELEMENT**  
COUNTY OF CONTRA COSTA

Sites Inventory:  
Clyde



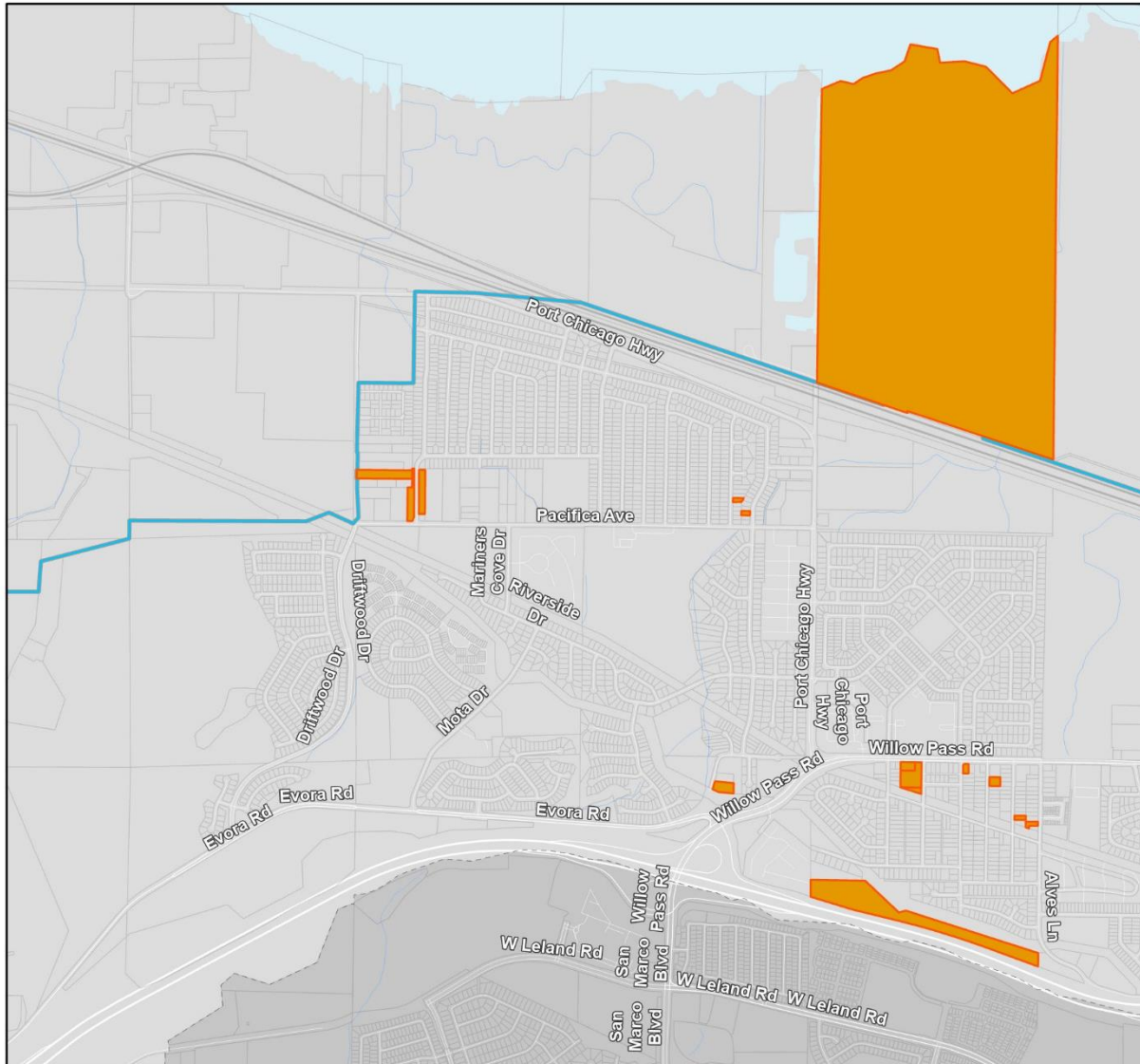
- City Limits
- Urban Limit Line
- Housing Element Sites
- Incorporated City
- Unincorporated



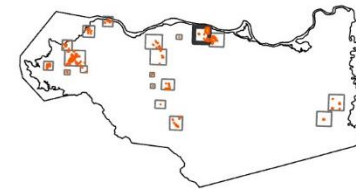
0 0.25 0.5 1 Miles

**HOUSING ELEMENT**  
 COUNTY OF CONTRA COSTA

**Sites Inventory:**  
 Bay Point (West)



- City Limits
- ▭ Urban Limit Line
- ▭ Housing Element Sites
- ▭ Incorporated City
- ▭ Unincorporated

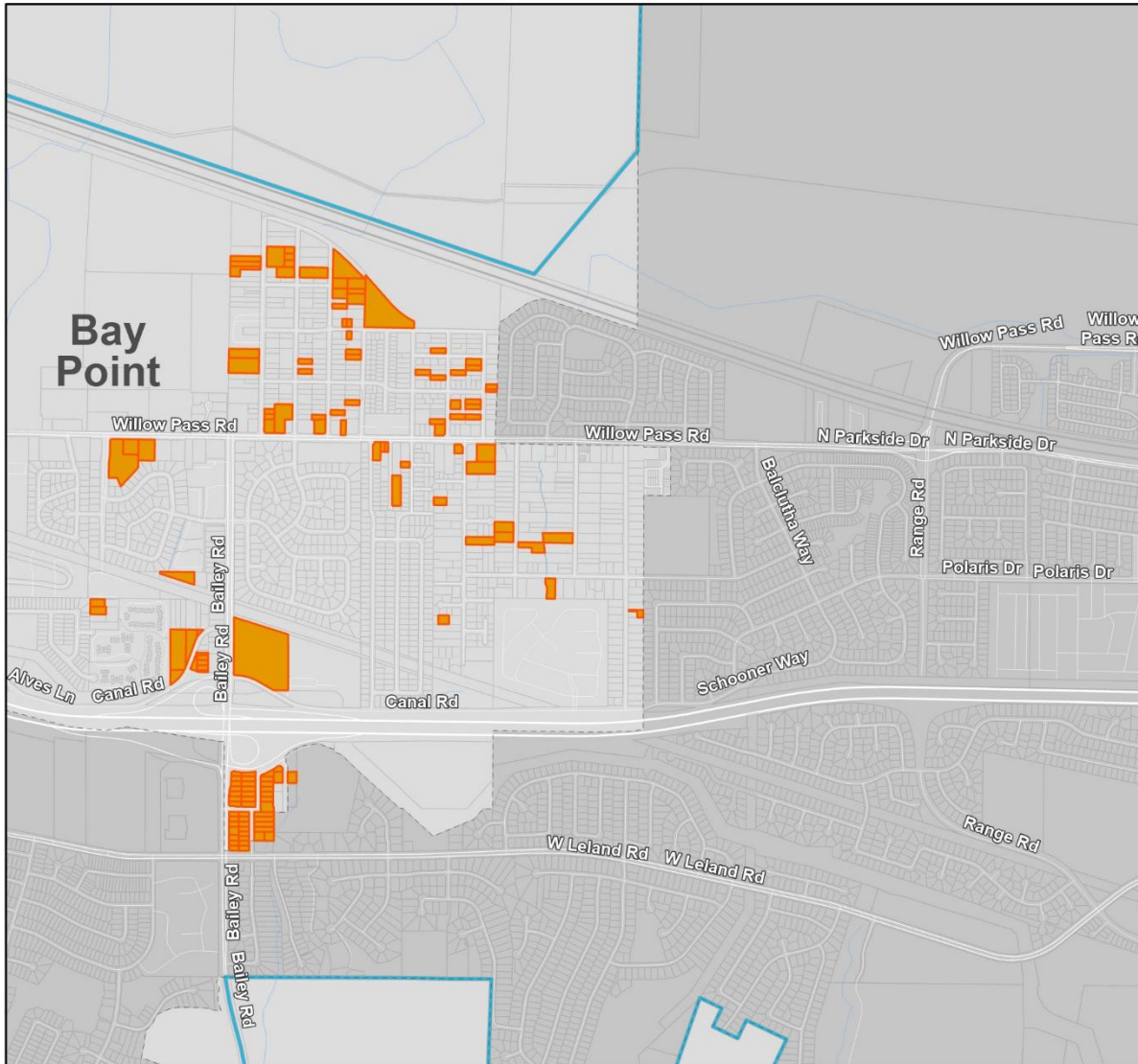


0 0.25 0.5 1 Miles

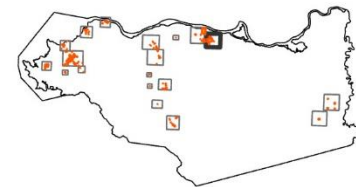


# HOUSING ELEMENT COUNTY OF CONTRA COSTA

## Sites Inventory: Bay Point (East)



- City Limits
- Urban Limit Line
- Housing Element Sites
- Incorporated City
- Unincorporated

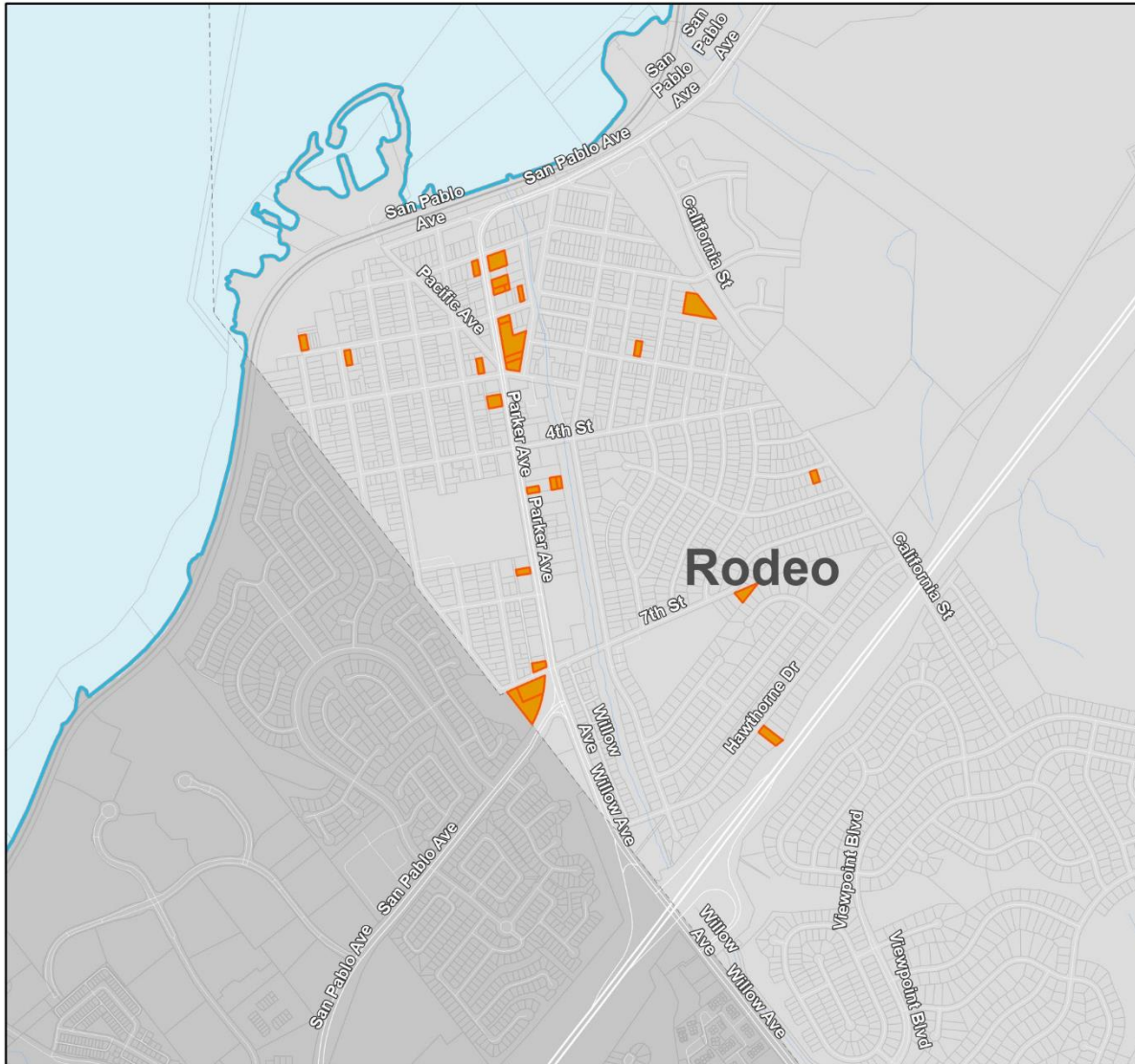


0 0.25 0.5 1 Miles

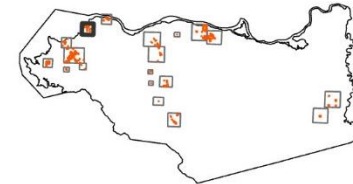


**HOUSING ELEMENT**  
**COUNTY OF CONTRA COSTA**

**Sites Inventory:**  
**Rodeo**



- City Limits
- ▭ Urban Limit Line
- ▭ Housing Element Sites
- ▭ Incorporated City
- ▭ Unincorporated

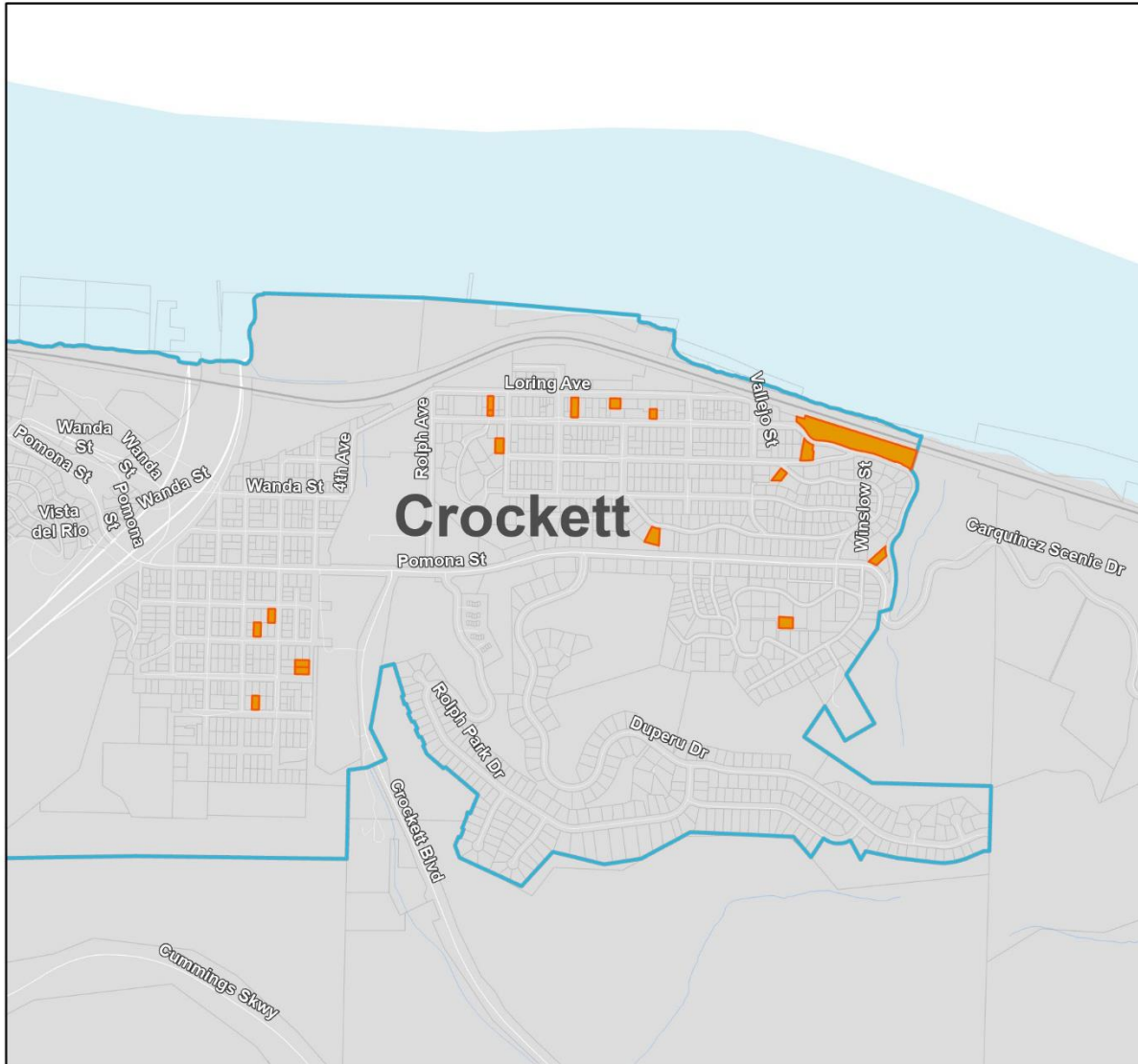


0 0.25 0.5 1 Miles

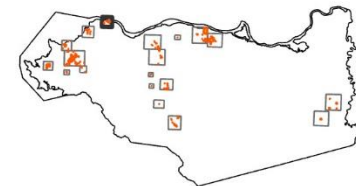


# HOUSING ELEMENT COUNTY OF CONTRA COSTA

## Sites Inventory: Crockett



- City Limits
- Urban Limit Line
- Housing Element Sites
- Incorporated City
- Unincorporated



0 0.25 0.5 1 Miles



# Sites to Address the Lower Income RHNA





**SITE 1: APPIAN WAY CHURCH-OWNED SITE**



<b>Parcel Number(s)</b>	<b>426261060</b>
Street	Appian Way at Sobrante Ave. and Valley View Rd.
Site Size (acres)	0.87 acres
Community	El Sobrante
Current General Plan	Mixed Use
Current Zoning	Area Wide Planned Unit
Rezoning or Change to Land Use Required?	Yes
Proposed General Plan Land Use	Mixed Use – 0 to 30
Proposed Zoning	M-30
Vacant or Non-Vacant	Non-vacant
Proposed Density (units per acre)	0 to 30
Realistic Units	13 lower-income units
Existing residential units on site	0
Small or Large Site?	No
<p>Mostly underutilized site with large parking lot and vacant buildings. Doesn't allow 100% residential development. Assuming 60% residential based on proposed General Plan Land Use Designation description.</p>	

**SITE 2: SAN PABLO DAM ROAD OLD GAS STATION**



<b>Parcel Number(s)</b>	<b>420010001 and 420010002</b>
Street	San Pablo Dam Rd. near Pitt Way
Site Size (acres)	1.58 acres total; 420010001: 0.39 acres and 420010002: 1.19 acres
Community	El Sobrante
Current General Plan	Commercial
Current Zoning	Area Wide Planned Unit
Rezoning or Change to Land Use Required?	Yes
Proposed General Plan Land Use	Mixed Use – 0 to 30
Proposed Zoning	M-30
Vacant or Non-Vacant	One parcel vacant and the other non-vacant
Proposed Density (units per acre)	0 to 30
Realistic Units	39 lower-income units
Existing residential units on site	0
Small or Large Site?	Yes – small. The County has a track record of developing smaller sites. In addition, Action HE-A5.5 will support the development of smaller sites.
Both parcels have the same owner. Mostly vacant site with a vacant boarded up old gas station site on the street. San Pablo Creek runs across the back end of the site so no development would occur in that area.	

**SITE 3: FORMER NURSERY SITE**



Parcel Number(s)	425252064
Street	Sobrante Ave. and Valley View Rd. at Shirley Vista St.
Site Size (acres)	1.33 acres
Community	El Sobrante
Current General Plan	Mixed Use
Current Zoning	Area Wide Planned Unit
Rezoning or Change to Land Use Required?	Yes
Proposed General Plan Land Use	Mixed Use – 0 to 30
Proposed Zoning	M-30
Vacant or Non-Vacant	Non-vacant
Proposed Density (units per acre)	0 to 30
Realistic Units	20 lower-income units
Existing residential units on site	0
Small or Large Site?	No
Non-vacant but the use is abandoned. Appears the former use was as a nursery. Doesn't allow 100% residential development. Assuming 60% residential based on proposed General Plan Land Use Designation description.	

**SITE 4: APPIAN WAY AND LA PALOMA ROAD**



<b>Parcel Number(s)</b>	<b>425210037 and 425210039</b>
Street	Appian Way across from La Paloma Rd.
Site Size (acres)	1.81 acres total; 425210037: 0.90 acres and 425210039: 0.91 acres
Community	El Sobrante
Current General Plan	Mixed Use
Current Zoning	Area Wide Planned Unit
Rezoning or Change to Land Use Required?	Yes
Proposed General Plan Land Use	Mixed Use – 0 to 30
Proposed Zoning	M-30
Vacant or Non-Vacant	One vacant and one non-vacant
Proposed Density (units per acre)	0 to 30
Realistic Units	45 lower-income units
Existing residential units on site	1
Small or Large Site?	No
Both parcels have the same owner. Underutilized with one existing residential unit and otherwise vacant or in use for storage.	



**SITE 5: APPIAN WAY AT CORTE ARANGO**



<b>Parcel Number(s)</b>	<b>425230017, 425230036, 425230037, 425230038</b>
Street	4782, 4820, 4826, and 2800 Appian Way
Site Size (acres)	2.72 acres total; 425230017: 0.89 acres, 425230036: 0.47 acres, 425230037: 0.45 acres, 425230038: 0.91 acres
Community	El Sobrante
Current General Plan	Mixed Use
Current Zoning	Planned Unit
Rezoning or Change to Land Use Required?	Yes
Proposed General Plan Land Use	Mixed Use – 0 to 30
Proposed Zoning	M-30
Vacant or Non-Vacant	Non-vacant
Proposed Density (units per acre)	0 to 30
Realistic Units	67 lower-income units
Existing residential units on site	3
Small or Large Site?	Yes - small. The County has a track record of developing smaller sites. In addition, Action HE-A5.5 will support the development of smaller sites.
Site is underutilized with residences/structures along Appian Way and a lot of flat undeveloped land behind. These 4 parcels are adjacent and have the same owner.	



**SITE 6: APPIAN WAY AT SUNHILL CIRCLE**



Parcel Number(s)	425240041
Street	Appian Way
Site Size (acres)	1.68 acres
Community	El Sobrante
Current General Plan	Mixed Use
Current Zoning	Area Wide Planned Unit
Rezoning or Change to Land Use Required?	Yes
Proposed General Plan Land Use	Mixed Use – 0 to 30
Proposed Zoning	M-30
Vacant or Non-Vacant	Vacant
Proposed Density (units per acre)	0 to 30
Realistic Units	42 lower-income units
Existing residential units on site	0
Small or Large Site?	No
Vacant with a fair number of trees.	



**SITE 7: NEAR SAN PABLO DAM ROAD AND PITT WAY**



Parcel Number(s)	420192037 and 420192043
Street	San Pablo Dam Road
Site Size (acres)	1.23 acres total; 420192037: 0.76 acres, 420192043: 0.47 acres
Community	El Sobrante
Current General Plan	Mixed Use
Current Zoning	Area Wide Planned Unit
Rezoning or Change to Land Use Required?	Yes
Proposed General Plan Land Use	Mixed Use – 0 to 30
Proposed Zoning	M-30
Vacant or Non-Vacant	Vacant
Proposed Density (units per acre)	0 to 30
Realistic Units	30 lower-income units
Existing residential units on site	0
Small or Large Site?	Yes - small. The County has a track record of developing smaller sites. In addition, Action HE-A5.5 will support the development of smaller sites.
The parcels are adjacent with the same owner.	



**SITE 8: APPIAN WAY NEAR SANTA RITA ROAD**



Parcel Number(s)	425210044 and 425210045
Street	Santa Rita Road and Appian Way
Site Size (acres)	1.53 acres total; 425210044: 0.33 acres, 425210045: 1.30 acres
Community	El Sobrante
Current General Plan	Multiple Family Residential
Current Zoning	Area Wide Planned Unit
Rezoning or Change to Land Use Required?	Yes
Proposed General Plan Land Use	Mixed Use – 0 to 30
Proposed Zoning	M-30
Vacant or Non-Vacant	Vacant
Proposed Density (units per acre)	0 to 30
Realistic Units	41 lower-income units
Existing residential units on site	0
Small or Large Site?	Yes - small. The County has a track record of developing smaller sites. In addition, Action HE-A5.5 will support the development of smaller sites.
The two parcels are adjacent and have the same owner. Adjacent to Site 9.	



**SITE 9: 4462 APPIAN WAY**



Parcel Number(s)	425210042
Street	4462 Appian Way
Site Size (acres)	0.91 acres
Community	El Sobrante
Current General Plan	Mixed Use
Current Zoning	Area Wide Planned Unit
Rezoning or Change to Land Use Required?	Yes
Proposed General Plan Land Use	Mixed Use – 0 to 30
Proposed Zoning	M-30
Vacant or Non-Vacant	Vacant
Proposed Density (units per acre)	0 to 30
Realistic Units	23 lower-income units
Existing residential units on site	0
Small or Large Site?	No
Vacant parcel. Adjacent to Site 8.	

**SITE 10: APPIAN WAY AND SAN PABLO DAM ROAD**



<b>Parcel Number(s)</b>	<b>425170030</b>
Street	4150 Appian Way
Site Size (acres)	0.77 acres
Community	El Sobrante
Current General Plan	Commercial
Current Zoning	Area Wide Planned Unit
Rezoning or Change to Land Use Required?	Yes
Proposed General Plan Land Use	Mixed Use – 0 to 30
Proposed Zoning	M-30
Vacant or Non-Vacant	Vacant
Proposed Density (units per acre)	0 to 30
Realistic Units	19 lower-income units
Existing residential units on site	0
Small or Large Site?	No
Vacant parcel	



**SITE 11: SAN PABLO DAM ROAD NEAR EL PORTAL DRIVE**



<b>Parcel Number(s)</b>	<b>420140003</b>
Street	San Pablo Dam Road
Site Size (acres)	2.12 acres
Community	El Sobrante
Current General Plan	Commercial
Current Zoning	Retail Business
Rezoning or Change to Land Use Required?	Yes
Proposed General Plan Land Use	Mixed Use – 0 to 30
Proposed Zoning	R-80
Vacant or Non-Vacant	Vacant
Proposed Density (units per acre)	0 to 30
Realistic Units	54 lower-income units
Existing residential units on site	0
Small or Large Site?	No
Vacant parcel	



**SITE 12: HILLCREST ROAD AND PITT WAY**



<b>Parcel Number(s)</b>	<b>420150030, 420150033 and 420184015</b>
Street	3900 Hillcrest Road
Site Size (acres)	4.16 acres total; 420150030: 0.45 acres, 420184015: 2.78 acres, 420150033: 0.93 acres
Community	El Sobrante
Current General Plan	San Pablo Dam Road Mixed Use
Current Zoning	Area Wide Planned Unit
Rezoning or Change to Land Use Required?	Yes
Proposed General Plan Land Use	Mixed Use – 0 to 30
Proposed Zoning	M-30
Vacant or Non-Vacant	Vacant
Proposed Density (units per acre)	0 to 30
Realistic Units	81 lower-income units
Existing residential units on site	0
Small or Large Site?	Yes - small. The County has a track record of developing smaller sites. In addition, Action HE-A5.5 will support the development of smaller sites.
These parcels all have the same owner.	



**SITE 13: APPIAN WAY NEAR PEBBLE DRIVE**



Parcel Number(s)	425100056
Street	4653 Appian Way
Site Size (acres)	0.56 acres
Community	El Sobrante
Current General Plan	Mixed Use
Current Zoning	Area Wide Planned Unit
Rezoning or Change to Land Use Required?	Yes
Proposed General Plan Land Use	Mixed Use – 0 to 30
Proposed Zoning	M-30
Vacant or Non-Vacant	Vacant
Proposed Density (units per acre)	0 to 30
Realistic Units	14 lower-income units
Existing residential units on site	0
Small or Large Site?	No
Vacant parcel.	

**SITE 14: 4TH STREET NEAR GROVE AVENUE**



Parcel Number(s)	409100004
Street	Fifth Street
Site Size (acres)	0.58 acres
Community	North Richmond
Current General Plan	Single Family Residential
Current Zoning	Area Wide Planned Unit
Rezoning or Change to Land Use Required?	Yes
Proposed General Plan Land Use	Residential Medium-High – 17 to 30
Proposed Zoning	M-30
Vacant or Non-Vacant	Non-vacant
Proposed Density (units per acre)	17 to 30
Realistic Units	6 lower-income units
Existing residential units on site	6
Small or Large Site?	No

There are abandoned houses on this site. All parcels are owned by the Contra Costa County Housing Authority.





**SITE 15: END OF 6<sup>TH</sup> STREET**



Parcel Number(s)	409292001
Street	Sixth Street
Site Size (acres)	0.61 acres
Community	North Richmond
Current General Plan	Single Family Residential
Current Zoning	Area Wide Planned Unit
Rezoning or Change to Land Use Required?	Yes
Proposed General Plan Land Use	Residential Medium-High – 17 to 30
Proposed Zoning	M-30
Vacant or Non-Vacant	Non-vacant
Proposed Density (units per acre)	17 to 30
Realistic Units	13 lower-income units
Existing residential units on site	8
Small or Large Site?	No

All of these parcels are owned by the Contra Costa County Housing Authority. The site contains some abandoned houses.

**SITE 16: CARMEN LANE**



<b>Parcel Number(s)</b>	<b>431010010 and 431010011</b>
Street	11 and 49 Carmen Lane
Site Size (acres)	1.05 acres total; 431010010: 0.79 acres, 431010011: 0.26 acres
Community	El Sobrante
Current General Plan	Single Family Residential
Current Zoning	Single Family Residential
Rezoning or Change to Land Use Required?	Yes
Proposed General Plan Land Use	Residential Medium-High – 17 to 30
Proposed Zoning	M-30
Vacant or Non-Vacant	Non-vacant
Proposed Density (units per acre)	17 to 30
Realistic Units	26 lower-income units
Existing residential units on site	2
Small or Large Site?	Yes - small. The County has a track record of developing smaller sites. In addition, Action HE-A5.5 will support the development of smaller sites.
These parcels are non-vacant but one of the parcels is underutilized. Both parcels have the same owner.	




**SITE 17: SOLANO AVE. NEAR ALFARO AVE.**



<b>Parcel Number(s)</b>	<b>096043002</b>
Street	178 Solano Avenue
Site Size (acres)	0.64 acres
Community	Bay Point
Current General Plan	Single Family Residential
Current Zoning	Area Wide Planned Unit
Rezoning or Change to Land Use Required?	Yes
Proposed General Plan Land Use	Residential Medium-High – 17 to 30
Proposed Zoning	M-30
Vacant or Non-Vacant	Non-vacant
Proposed Density (units per acre)	17 to 30
Realistic Units	16 lower-income units
Existing residential units on site	2
Small or Large Site?	No
This parcel is non-vacant but very underutilized.	

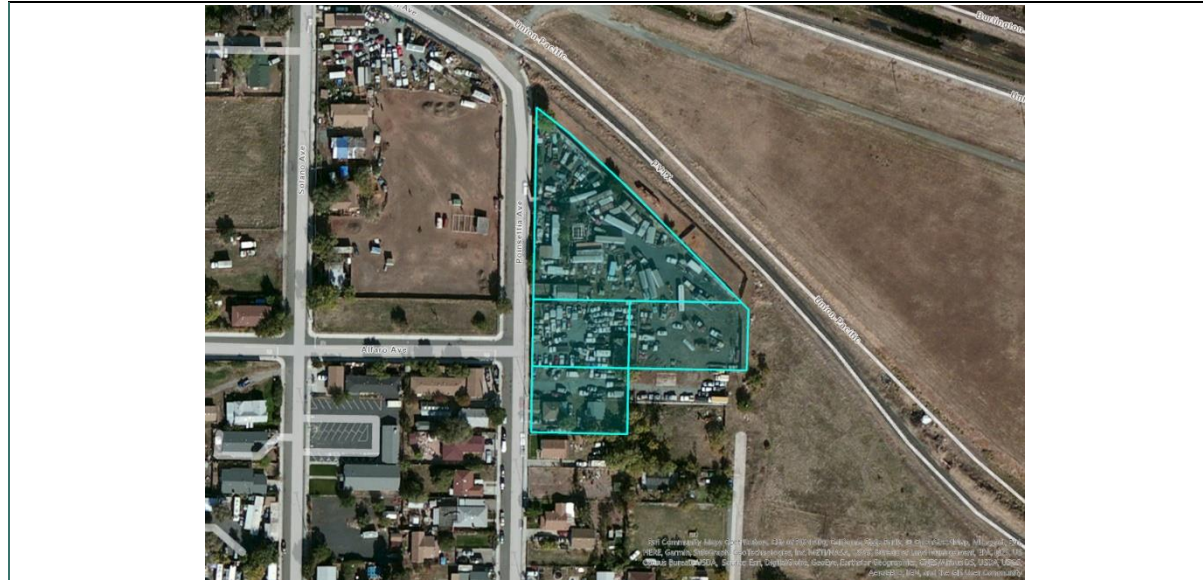
**SITE 18: DANVILLE BLVD. AND CASA MARIA CT.**



<b>Parcel Number(s)</b>	<b>197010013, 197010014, 197010016</b>
Street	20, 40, and 50 Casa Maria Court
Site Size (acres)	0.71 acres total; 197010013: 0.23 acres, 197010014: 0.24 acres, 197010016: 0.24 acres
Community	Alamo
Current General Plan	Multiple Family Residential
Current Zoning	Multiple Family Residential
Rezoning or Change to Land Use Required?	Yes
Proposed General Plan Land Use	Residential Medium-High – 17 to 30
Proposed Zoning	M-30
Vacant or Non-Vacant	Non-vacant
Proposed Density (units per acre)	17 to 30
Realistic Units	17 lower-income units
Existing residential units on site	12
Small or Large Site?	Yes - small. The County has a track record of developing smaller sites. In addition, Action HE-A5.5 will support the development of smaller sites.
All of these parcels are adjacent to one another and have the same owner.	



**SITE 19: POINSETTIA AVE.**



<b>Parcel Number(s)</b>	<b>096044001, 096044009, 096044010, and 096050007</b>
Street	Suisun Avenue and 164 Poinsettia Avenue
Site Size (acres)	2.18 acres total; 096044001: 0.42 acres, 096044009: 0.33 acres, 096044010: 0.34 acres, 096050007: 1.09 acres
Community	Bay Point
Current General Plan	Single Family Residential
Current Zoning	Area Wide Planned Unit
Rezoning or Change to Land Use Required?	Yes
Proposed General Plan Land Use	Residential Medium-High – 17 to 30
Proposed Zoning	M-30
Vacant or Non-Vacant	Non-vacant
Proposed Density (units per acre)	17 to 30
Realistic Units	50 lower-income units
Existing residential units on site	4
Small or Large Site?	Yes - small. The County has a track record of developing smaller sites. In addition, Action HE-A5.5 will support the development of smaller sites.
The existing use on these parcels is car storage. They have the same owner and are catty corner to each other.	



**SITE 20: WILLOW PASS RD. AT BELLA VISTA AVE.**



Parcel Number(s)	095081020 and 095081023
Street	29 Bella Vista Avenue and 2239 Willow Pass Road
Site Size (acres)	1.49 acres total; 095081020: 0.77 acres, 095081023: 0.71 acres
Community	Bay Point
Current General Plan	095081020: Single Family Residential, 095081023: Mixed Use
Current Zoning	Area Wide Planned Unit
Rezoning or Change to Land Use Required?	Yes
Proposed General Plan Land Use	Mixed Use – 30 to 75
Proposed Zoning	M-125
Vacant or Non-Vacant	Non-vacant
Proposed Density (units per acre)	30 to 75
Realistic Units	68 lower-income units
Existing residential units on site	2
Small or Large Site?	No


These parcels are non-vacant, but underutilized. There are two houses on the parcels, a couple of small structures, and RVs. The parcels are adjacent and have the same owner.



**SITE 21: NORTH RICHMOND CLUSTER OF HOUSING AUTHORITY SITES**

<p>Parcel Number(s)</p>	<p>408160016, 409210011, 409210020, 409210021, 409210022, 409210023, 409210024, 409210025, 409210026</p>
<p>Street</p>	<p>Market Avenue, Silver Avenue, 135 W Grove Avenue, First Street, N Jade Street, Market Avenue</p>
<p>Site Size (acres)</p>	<p>11.50 acres total; 408160016: 0.16 acres, 409210011: 0.53 acres, 409210020: 0.67 acres, 409210021: 1.37 acres, 409210022: 2.16 acres, 409210023: 3.03 acres, 409210024: 1.28 acres, 409210025: 0.70 acres, 409210026: 1.60 acres</p>
<p>Community</p>	<p>North Richmond</p>
<p>Current General Plan</p>	<p>408160016: Single Family Residential, all other parcels: Multiple Family Residential</p>
<p>Current Zoning</p>	<p>Area Wide Planned Unit</p>





Rezoning or Change to Land Use Required?	Yes
Proposed General Plan Land Use	Residential Medium-High – 17 to 30
Proposed Zoning	M-30
Vacant or Non-Vacant	1 non-vacant parcel, the rest vacant
Proposed Density (units per acre)	17 to 30
Realistic Units	228 lower-income units
Existing residential units on site	0
Small or Large Site?	Yes - small. The County has a track record of developing smaller sites. In addition, Action HE-A5.5 will support the development of smaller sites.
This set of parcels is known as Las Deltas and all parcels are owned by the Contra Costa County Housing Authority. Nearly all parcels are vacant except for the parcel with the community center which will remain with development of a new project.	



**SITE 22: N. BROADWAY AVE. AND ALFARO AVE.**



Parcel Number(s)	096041001, 096041013, 096041026
Street	187, 195, and 199 N Broadway Avenue
Site Size (acres)	1.06 acres total; 096041001: 0.33 acres, 096041013: 0.35 acres, 096041026: 0.37 acres
Community	Bay Point
Current General Plan	Single Family Residential
Current Zoning	Area Wide Planned Unit
Rezoning or Change to Land Use Required?	Yes
Proposed General Plan Land Use	Residential Medium-High – 17 to 30
Proposed Zoning	M-30
Vacant or Non-Vacant	Vacant
Proposed Density (units per acre)	17 to 30
Realistic Units	26 lower-income units
Existing residential units on site	0
Small or Large Site?	Yes - small. The County has a track record of developing smaller sites. In addition, Action HE-A5.5 will support the development of smaller sites.
These three adjacent parcels could be consolidated, and they are all owned by the Contra Costa County Redevelopment Agency.	

**SITE 23: SOUTHWOOD DRIVE**



<b>Parcel Number(s)</b>	<b>403020013, 403020009, 403482043</b>
Street	Cypress Avenue
Site Size (acres)	7.91 acres total; 403020013: 0.59 acres, 403020009: 2.77 acres, 403482043: 4.55 acres
Community	Bay View
Current General Plan	Public Semi-Public
Current Zoning	403020013 and 403020009: Area Wide Planned Unit, 403482043: Single Family Residential
Rezoning or Change to Land Use Required?	Yes
Proposed General Plan Land Use	Residential Medium-High – 17 to 30
Proposed Zoning	M-30
Vacant or Non-Vacant	Vacant
Proposed Density (units per acre)	17 to 30
Realistic Units	201 lower-income units
Existing residential units on site	0
Small or Large Site?	No

These three adjacent parcels could be consolidated. All are owned by West Contra Costa Unified School District.



**SITE 24: POINSETTIA AVE. AND WILLOW PASS RD.**



Parcel Number(s)	096033037 and 096033039
Street	15 Poinsettia Avenue and 2544 Willow Pass Road
Site Size (acres)	0.50 acres total; 096033037: 0.15 acres, 096033039: 0.35 acres
Community	Bay Point
Current General Plan	096033037: Single Family Residential, 096033039: Mixed Use
Current Zoning	Area Wide Planned Unit
Rezoning or Change to Land Use Required?	Yes
Proposed General Plan Land Use	Mixed Use – 30 to 75
Proposed Zoning	M-125
Vacant or Non-Vacant	One vacant and one non-vacant
Proposed Density (units per acre)	30 to 75
Realistic Units	26 lower-income units
Existing residential units on site	0
Small or Large Site?	Yes - small. The County has a track record of developing smaller sites. In addition, Action HE-A5.5 will support the development of smaller sites.
These parcels have the same owner and are adjacent.	

**SITE 25: SAPONE LANE**



Parcel Number(s)	095021002
Street	77 Sapone Lane
Site Size (acres)	0.57 acres
Community	Bay Point
Current General Plan	Single Family Residential
Current Zoning	Area Wide Planned Unit
Rezoning or Change to Land Use Required?	Yes
Proposed General Plan Land Use	Residential Medium-High – 17 to 30
Proposed Zoning	M-30
Vacant or Non-Vacant	Vacant
Proposed Density (units per acre)	17 to 30
Realistic Units	14 lower-income units
Existing residential units on site	0
Small or Large Site?	No
Vacant parcel. This is a repeat site from the 4 <sup>th</sup> and 5 <sup>th</sup> Cycle Housing Elements.	



**SITE 26: N. BROADWAY AVE. NEAR ALFARO AVE.**

	
Parcel Number(s)	096050011
Street	210 N Broadway Avenue
Site Size (acres)	0.80 acres
Community	Bay Point
Current General Plan	Single Family Residential
Current Zoning	Area Wide Planned Unit
Rezoning or Change to Land Use Required?	Yes
Proposed General Plan Land Use	Residential Medium-High – 17 to 30
Proposed Zoning	M-30
Vacant or Non-Vacant	Vacant
Proposed Density (units per acre)	17 to 30
Realistic Units	20 lower-income units
Existing residential units on site	0
Small or Large Site?	No
Vacant parcel	



**SITE 27: BEL AIR LANE**



Parcel Number(s)	093170056
Street	190 Bel Aire Lane
Site Size (acres)	0.56 acres
Community	Bay Point
Current General Plan	Multiple Family Residential
Current Zoning	Area Wide Planned Unit
Rezoning or Change to Land Use Required?	Yes
Proposed General Plan Land Use	Residential High– 30 to 70
Proposed Zoning	M-60
Vacant or Non-Vacant	Vacant
Proposed Density (units per acre)	30 to 70
Realistic Units	33 lower-income units
Existing residential units on site	0
Small or Large Site?	No
This is owned by the Contra Costa County Redevelopment Agency.	





**SITE 28: PARKER AVE. BETWEEN 1<sup>ST</sup> AND 2<sup>ND</sup> STREETS**



Parcel Number(s)	357171019, 357171008, 357171020
Street	185 Parker Avenue
Site Size (acres)	0.39 acres total; 357171019: 0.11 acres, 357171008: 0.23 acres, 357171020: 0.04 acres
Community	Rodeo
Current General Plan	Mixed Use
Current Zoning	Area Wide Planned Unit
Rezoning or Change to Land Use Required?	Yes
Proposed General Plan Land Use	Mixed Use – 30 to 75
Proposed Zoning	M-125
Vacant or Non-Vacant	One vacant and two non-vacant
Proposed Density (units per acre)	30 to 75
Realistic Units	23 lower-income units
Existing residential units on site	0
Small or Large Site?	Yes - small. The County has a track record of developing smaller sites. In addition, Action HE-A5.5 will support the development of smaller sites.
The non-vacant parcel is underutilized and contains a small structure and paved area. Parcels are adjacent with the same owner.	

**SITE 29: FRED JACKSON WAY AND MARKET AVE.**



<b>Parcel Number(s)</b>	<b>409191001</b>
Street	308 Market Avenue
Site Size (acres)	0.35 acres
Community	North Richmond
Current General Plan	Single Family Residential
Current Zoning	Area Wide Planned Unit
Rezoning or Change to Land Use Required?	Yes
Proposed General Plan Land Use	Mixed Use – 30 to 75
Proposed Zoning	M-125
Vacant or Non-Vacant	Non-vacant
Proposed Density (units per acre)	30 to 75
Realistic Units	4 lower-income units
Existing residential units on site	4
Small or Large Site?	Yes - small. The County has a track record of developing smaller sites. In addition, Action HE-A5.5 will support the development of smaller sites.
There are abandoned houses on this site. Owned by the Contra Costa County Housing Authority.	



**SITE 30: 1730 FRED JACKSON WAY**



Parcel Number(s)	409191013
Street	1730 Fred Jackson Way
Site Size (acres)	0.17 acres
Community	North Richmond
Current General Plan	Single Family Residential
Current Zoning	Area Wide Planned Unit
Rezoning or Change to Land Use Required?	Yes
Proposed General Plan Land Use	Mixed Use – 30 to 75
Proposed Zoning	M-125
Vacant or Non-Vacant	Non-vacant
Proposed Density (units per acre)	30 to 75
Realistic Units	1 lower-income unit
Existing residential units on site	1
Small or Large Site?	Yes - small. The County has a track record of developing smaller sites. In addition, Action HE-A5.5 will support the development of smaller sites.
Contains one abandoned house and at least one occupied house. Owned by the Contra Costa County Housing Authority.	

**SITE 31: SAN PABLO AVE. AT TARA HILLS DR.**



<b>Parcel Number(s)</b>	<b>403211027</b>
Street	16330 San Pablo Avenue
Site Size (acres)	3.63 acres
Community	Montalvin Manor
Current General Plan	Commercial
Current Zoning	Area Wide Planned Unit
Rezoning or Change to Land Use Required?	Yes
Proposed General Plan Land Use	Mixed Use – 30 to 75
Proposed Zoning	M-125
Vacant or Non-Vacant	Non-vacant
Proposed Density (units per acre)	30 to 75
Realistic Units	57 moderate-income units and 174 lower-income units
Existing residential units on site	0
Small or Large Site?	No
Existing use is an underutilized older strip mall.	



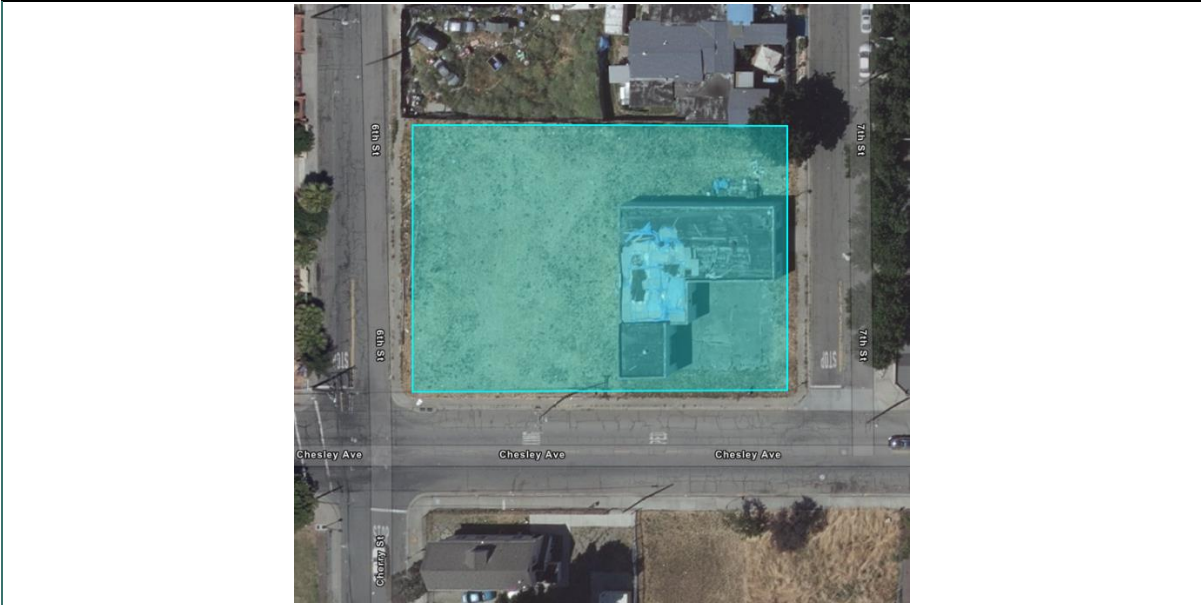
**SITE 32: 7<sup>TH</sup> ST. AT RODEO AVE.**



<b>Parcel Number(s)</b>	<b>357120002 and 357120003</b>
Street	No address
Site Size (acres)	1.44 acres total; 357120002: 0.65 acres, 357120003: 0.79 acres,
Community	Rodeo
Current General Plan	Commercial
Current Zoning	Area Wide Planned Unit
Rezoning or Change to Land Use Required?	Yes
Proposed General Plan Land Use	Mixed Use – 30 to 75
Proposed Zoning	M-125
Vacant or Non-Vacant	Non-vacant
Proposed Density (units per acre)	30 to 75
Realistic Units	91 lower-income units
Existing residential units on site	0
Small or Large Site?	No
Existing use is a junk yard.	



**SITE 33: 7<sup>TH</sup> ST. AND CHESLEY AVE.**



Parcel Number(s)	409132007
Street	699 Chesley Avenue
Site Size (acres)	0.51 acres
Community	North Richmond
Current General Plan	Multiple Family Residential
Current Zoning	Area Wide Planned Unit
Rezoning or Change to Land Use Required?	Yes
Proposed General Plan Land Use	Mixed Use – 30 to 75
Proposed Zoning	M-125
Vacant or Non-Vacant	Non-vacant
Proposed Density (units per acre)	30 to 75
Realistic Units	32 lower-income units
Existing residential units on site	0
Small or Large Site?	No
Most of the parcel is vacant and the one existing building is not in good condition.	



**SITE 34: SAN PABLO AVE. NEAR SKYLINE**



<b>Parcel Number(s)</b>	<b>403211024</b>
Street	San Pablo Avenue
Site Size (acres)	1.69 acres
Community	Montalvin Manor
Current General Plan	Commercial
Current Zoning	Area Wide Planned Unit
Rezoning or Change to Land Use Required?	Yes
Proposed General Plan Land Use	Mixed Use – 30 to 75
Proposed Zoning	M-125
Vacant or Non-Vacant	Vacant
Proposed Density (units per acre)	30 to 75
Realistic Units	26 moderate-income units and 81 lower-income units
Existing residential units on site	0
Small or Large Site?	No
Vacant parcel	



**SITE 35: TARA HILLS DR. AND SAN PABLO AVE.**



<b>Parcel Number(s)</b>	<b>403211026</b>
Street	San Pablo Avenue
Site Size (acres)	1.14 acres
Community	Montalvin Manor
Current General Plan	Commercial
Current Zoning	Area Wide Planned Unit
Rezoning or Change to Land Use Required?	Yes
Proposed General Plan Land Use	Mixed Use – 30 to 75
Proposed Zoning	M-125
Vacant or Non-Vacant	Vacant
Proposed Density (units per acre)	30 to 75
Realistic Units	18 moderate-income units and 54 lower-income units
Existing residential units on site	0
Small or Large Site?	No
Vacant parcel	



**SITE 36: 1<sup>ST</sup> ST. AND PARKER AVE.**



Parcel Number(s)	357171010
Street	111 Parker Avenue
Site Size (acres)	0.42 acres
Community	Rodeo
Current General Plan	Mixed Use
Current Zoning	Area Wide Planned Unit
Rezoning or Change to Land Use Required?	Yes
Proposed General Plan Land Use	Mixed Use – 30 to 75
Proposed Zoning	M-125
Vacant or Non-Vacant	Vacant
Proposed Density (units per acre)	30 to 75
Realistic Units	26 lower-income units
Existing residential units on site	0
Small or Large Site?	Yes - small. The County has a track record of developing smaller sites. In addition, Action HE-A5.5 will support the development of smaller sites.
Not adjacent to other parcels with same owner.	

**SITE 37: WILLOW PASS RD. NEAR CLEARLAND DR.**



<b>Parcel Number(s)</b>	<b>093081027, 093081028, 093081029</b>
Street	Willow Pass Road
Site Size (acres)	1.81 acres total; 093081027: 0.52 acres, 093081028: 0.52 acres, 093081029: 0.77 acre
Community	Bay Point
Current General Plan	Mixed Use
Current Zoning	Area Wide Planned Unit
Rezoning or Change to Land Use Required?	No
Proposed General Plan Land Use	N/A
Proposed Zoning	N/A
Vacant or Non-Vacant	Vacant
Proposed Density (units per acre)	30 to 75
Realistic Units	122 lower-income units
Existing residential units on site	0
Small or Large Site?	No
Pending project on this site. All three parcels have the same owner. Unit estimates are based on the pending project.	




**SITE 38: PARKER AVE. AT INVESTMENT ST.**



<b>Parcel Number(s)</b>	<b>357161001, 357161002, 357161013</b>
Street	223 Parker Avenue and Railroad Avenue
Site Size (acres)	1.29 acres total: 357161001: 0.22 acres, 357161002: 0.17 acres, 357161013: 0.90 acres
Community	Rodeo
Current General Plan	Mixed Use
Current Zoning	Area Wide Planned Unit
Rezoning or Change to Land Use Required?	Yes
Proposed General Plan Land Use	Mixed Use – 30 to 75
Proposed Zoning	M-125
Vacant or Non-Vacant	Vacant
Proposed Density (units per acre)	30 to 75
Realistic Units	80 lower-income units
Existing residential units on site	0
Small or Large Site?	Yes - small. The County has a track record of developing smaller sites. In addition, Action HE-A5.5 will support the development of smaller sites.
These three parcels could be consolidated. They are all owned by the Contra Costa County Redevelopment Agency.	

**SITE 39: PACHECO COMMUNITY CENTER SITE**



<b>Parcel Number(s)</b>	<b>125130018 and 125130020</b>
Street	5780 Pacheco Boulevard
Site Size (acres)	0.98 acres total: 125130018: 0.79 acres, 125130020: 0.19 acres
Community	Pacheco
Current General Plan	Public Semi-Public
Current Zoning	Retail Business
Rezoning or Change to Land Use Required?	Yes
Proposed General Plan Land Use	Mixed Use – 30 to 75
Proposed Zoning	M-125
Vacant or Non-Vacant	Non-vacant
Proposed Density (units per acre)	30 to 75
Realistic Units	61 lower-income units
Existing residential units on site	0
Small or Large Site?	Yes - small. The County has a track record of developing smaller sites. In addition, Action HE-A5.5 will support the development of smaller sites.
This is an underutilized site that includes the Pacheco Community Center. This site is owned by Contra Costa County.	





**SITE 40: N. BROADWAY AVE. NEAR WILLOW PASS RD.**



Parcel Number(s)	096032011, 096032016, 096032028
Street	14 N Broadway Avenue and 2640 Willow Pass Road
Site Size (acres)	0.55 acres total; 096032011: 0.12 acres, 096032016: 0.12 acres, 096032028: 0.31 acres
Community	Bay Point
Current General Plan	096032011 and 096032016: Multiple Family Residential, 096032028: Mixed Use
Current Zoning	Area Wide Planned Unit
Rezoning or Change to Land Use Required?	Yes
Proposed General Plan Land Use	Mixed Use – 30 to 75
Proposed Zoning	M-125
Vacant or Non-Vacant	Vacant
Proposed Density (units per acre)	30 to 75
Realistic Units	24 lower-income units
Existing residential units on site	0
Small or Large Site?	Yes - small. The County has a track record of developing smaller sites. In addition, Action HE-A5.5 will support the development of smaller sites.
These parcels are adjacent and share the same owner.	



**SITE 41: ALBERTS AVE. AND WILLOW PASS RD.**



<b>Parcel Number(s)</b>	<b>093036010, 093036014, 093036015</b>
Street	78 and 96 Alberts Avenue and 3515 Willow Pass Road
Site Size (acres)	1.81 acres total; 093036010: 0.21 acres, 093036014: 0.37 acres, 093036015: 1.23 acres
Community	Bay Point
Current General Plan	Mixed Use
Current Zoning	Area Wide Planned Unit
Rezoning or Change to Land Use Required?	Yes
Proposed General Plan Land Use	Mixed Use – 30 to 75
Proposed Zoning	M-125
Vacant or Non-Vacant	Vacant
Proposed Density (units per acre)	30 to 75
Realistic Units	50 lower-income units
Existing residential units on site	0
Small or Large Site?	Yes - small. The County has a track record of developing smaller sites. In addition, Action HE-A5.5 will support the development of smaller sites.
These parcels are adjacent and share the same owner.	

**SITE 42: RICHMOND UNION HIGH SCHOOL SITE**



<b>Parcel Number(s)</b>	<b>520032002, 520042013, 520050001, 520062001, 520070004</b>
Street	Loring Avenue, Arlington Boulevard, Patterson Circle, Yale Avenue
Site Size (acres)	9.16 acres total; 520032002: 1.09 acres, 520042013: 0.96 acres, 520050001: 3.42 acres, 520062001: 1.59 acres, 520070004: 2.10 acres
Community	East Richmond Heights
Current General Plan	Public Semi-Public
Current Zoning	Single Family Residential
Rezoning or Change to Land Use Required?	Yes
Proposed General Plan Land Use	Mixed Use – 30 to 75
Proposed Zoning	M-125
Vacant or Non-Vacant	Non-vacant
Proposed Density (units per acre)	30 to 75
Realistic Units	50 lower-income units
Existing residential units on site	0
Small or Large Site?	No
<p>All five parcels are adjacent and are parking lots or underutilized. The school on this site is closed. They are all owned by the West Contra Costa Unified School District. These sites don't allow 100% residential development, so realistic units on the site assume 60% of development is residential.</p>	

**SITE 43: WILLOW PASS RD. AND SOLANO AVE.**



<b>Parcel Number(s)</b>	<b>096032032</b>
Street	Willow Pass Road
Site Size (acres)	0.92 acres
Community	Bay Point
Current General Plan	Multiple Family Residential
Current Zoning	Area Wide Planned Unit
Rezoning or Change to Land Use Required?	Yes
Proposed General Plan Land Use	Mixed Use – 30 to 75
Proposed Zoning	M-125
Vacant or Non-Vacant	Vacant
Proposed Density (units per acre)	30 to 75
Realistic Units	14 moderate-income units and 44 lower-income units
Existing residential units on site	0
Small or Large Site?	No
Vacant parcel	

**SITE 44: MIMS AVENUE**



<b>Parcel Number(s)</b>	<b>093170069</b>
Street	81 Mims Avenue
Site Size (acres)	1.41 acres
Community	Bay Point
Current General Plan	Mixed Use
Current Zoning	Area Wide Planned Unit
Rezoning or Change to Land Use Required?	Yes
Proposed General Plan Land Use	Mixed Use – 75 to 125
Proposed Zoning	M-125
Vacant or Non-Vacant	Vacant
Proposed Density (units per acre)	75 to 125
Realistic Units	105 lower-income units
Existing residential units on site	1
Small or Large Site?	No
Near the BART station.	

**SITE 45: CANAL ROAD**



<b>Parcel Number(s)</b>	<b>093170018, 093170021, 093170022, 093170076, 093170078, 093170080</b>
Street	231 and 235 Amerson Avenue and Canal Road
Site Size (acres)	0.90 acres total; 093170018: 0.12 acres, 093170021: 0.13 acres, 093170022: 0.13 acres, 093170076: 0.06 acres, 093170078: 0.19 acres, 093170080: 0.27 acres
Community	Bay Point
Current General Plan	093170080: Mixed Use, all other parcels: Commercial
Current Zoning	Area Wide Planned Unit
Rezoning or Change to Land Use Required?	Yes
Proposed General Plan Land Use	Mixed Use – 75 to 125
Proposed Zoning	M-125
Vacant or Non-Vacant	Vacant
Proposed Density (units per acre)	75 to 125
Realistic Units	65 lower-income units
Existing residential units on site	0
Small or Large Site?	Yes - small. The County has a track record of developing smaller sites. In addition, Action HE-A5.5 will support the development of smaller sites.
Near the BART station and owned by the Contra Costa County Redevelopment Agency. These parcels are adjacent and have the same owner.	





**SITE 46: MIMS AVE. AND CANAL RD.**



<b>Parcel Number(s)</b>	<b>093170071</b>
Street	Mims Ave.
Site Size (acres)	0.53 acres
Community	Bay Point
Current General Plan	Mixed Use
Current Zoning	Area Wide Planned Unit
Rezoning or Change to Land Use Required?	Yes
Proposed General Plan Land Use	Mixed Use – 75 to 125
Proposed Zoning	M-125
Vacant or Non-Vacant	Vacant
Proposed Density (units per acre)	75 to 125
Realistic Units	39 lower-income units
Existing residential units on site	0
Small or Large Site?	No
Near the BART station.	



**SITE 47: BIXLER ROAD AT REGATTA DRIVE**



Parcel Number(s)	011220039
Street	Bixler Road
Site Size (acres)	6.42 acres
Community	Discovery Bay
Current General Plan	Office
Current Zoning	Planned Unit
Rezoning or Change to Land Use Required?	Yes
Proposed General Plan Land Use	Mixed Use – 30 to 75
Proposed Zoning	M-125
Vacant or Non-Vacant	Vacant
Proposed Density (units per acre)	30 to 75
Realistic Units	4 lower-income units
Existing residential units on site	No
Small or Large Site?	No
This parcel has had developer interest. The realistic units are based on developer interest.	

**SITE 48: DISCOVERY BAY BLVD.**



<b>Parcel Number(s)</b>	<b>008010039</b>
Street	Discovery Bay Blvd.
Site Size (acres)	4.60 acres
Community	Discovery Bay
Current General Plan	Commercial
Current Zoning	Planned Unit
Rezoning or Change to Land Use Required?	Yes
Proposed General Plan Land Use	Mixed Use – 0 to 30
Proposed Zoning	M-30
Vacant or Non-Vacant	Vacant
Proposed Density (units per acre)	0 to 30
Realistic Units	94 above moderate-income units, 13 moderate-income units, 3 lower-income units
Existing residential units on site	No
Small or Large Site?	No
Realistic units are based on developer interest	

**SITE 49: N. BROADWAY AVE NEAR PULLMAN AVE.**



Parcel Number(s)	096031018
Street	No address
Site Size (acres)	0.62 acres
Community	Bay Point
Current General Plan	Multiple Family Residential – Low Density
Current Zoning	Area Wide Planned Unit
Rezoning or Change to Land Use Required?	Yes
Proposed General Plan Land Use	Residential High – 30 to 70
Proposed Zoning	M-60
Vacant or Non-Vacant	Non-vacant
Proposed Density (units per acre)	30 to 70
Realistic Units	18 lower-income units
Existing residential units on site	1
Small or Large Site?	No

Most of the parcel is vacant or is used as storage. There is also one existing residential unit. This parcel is adjacent to APN 096031019, and it has the same owner.



**SITE 50: N. BROADWAY AVE NEAR W SIINO AVE.**



Parcel Number(s)	096031019
Street	No address
Site Size (acres)	1.02 acres
Community	Bay Point
Current General Plan	Multiple Family Residential – Low Density
Current Zoning	Area Wide Planned Unit
Rezoning or Change to Land Use Required?	Yes
Proposed General Plan Land Use	Residential High – 30 to 70
Proposed Zoning	M-60
Vacant or Non-Vacant	Non-vacant
Proposed Density (units per acre)	30 to 70
Realistic Units	30 lower-income units
Existing residential units on site	3
Small or Large Site?	No
Most of the parcel is vacant or is used as storage. There are also three existing residential units. This parcel is adjacent to APN 096031018 and has the same owner.	



**SITE 51: 2<sup>ND</sup> ST. AND W. RUBY ST.**



<b>Parcel Number(s)</b>	<b>409052001</b>
Street	Second Street
Site Size (acres)	0.17 acres
Community	North Richmond
Current General Plan	Single Family Residential
Current Zoning	Area Wide Planned Unit
Rezoning or Change to Land Use Required?	Yes
Proposed General Plan Land Use	Residential Medium High – 17 to 30
Proposed Zoning	M-30
Vacant or Non-Vacant	Non-vacant
Proposed Density (units per acre)	17 to 30
Realistic Units	2 lower-income units
Existing residential units on site	2
Small or Large Site?	Yes - small. The County has a track record of developing smaller sites. In addition, Action HE-A5.5 will support the development of smaller sites.
There is developer interest, and the owner is willing to sell the site. The Housing Authority owns this site and has a track record of selling similar sites.	




**SITE 52: CHESLEY AVE. AND 2<sup>ND</sup> ST.**



<b>Parcel Number(s)</b>	<b>409052003</b>
Street	121 Chesley Avenue
Site Size (acres)	0.23 acres
Community	North Richmond
Current General Plan	Single Family Residential
Current Zoning	Area Wide Planned Unit
Rezoning or Change to Land Use Required?	Yes
Proposed General Plan Land Use	Residential Medium High – 17 to 30
Proposed Zoning	M-30
Vacant or Non-Vacant	Non-vacant
Proposed Density (units per acre)	17 to 30
Realistic Units	2 lower-income units
Existing residential units on site	2
Small or Large Site?	Yes - small. The County has a track record of developing smaller sites. In addition, Action HE-A5.5 will support the development of smaller sites.
There is developer interest, and the owner is willing to sell the site. The Housing Authority owns this site and has a track record of selling similar sites.	



**SITE 53: 1<sup>ST</sup> ST. AND W. RUBY ST.**



<b>Parcel Number(s)</b>	<b>409052009</b>
Street	First Street
Site Size (acres)	0.17 acres
Community	North Richmond
Current General Plan	Single Family Residential
Current Zoning	Area Wide Planned Unit
Rezoning or Change to Land Use Required?	Yes
Proposed General Plan Land Use	Residential Medium High – 17 to 30
Proposed Zoning	M-30
Vacant or Non-Vacant	Non-vacant
Proposed Density (units per acre)	17 to 30
Realistic Units	2 lower-income units
Existing residential units on site	2
Small or Large Site?	Yes - small. The County has a track record of developing smaller sites. In addition, Action HE-A5.5 will support the development of smaller sites.

There is developer interest, and the owner is willing to sell the site. The Housing Authority owns this site and has a track record of selling similar sites.



**SITE 54: 2<sup>ND</sup> ST. NEAR GROVE AVE.**



<b>Parcel Number(s)</b>	<b>409060009</b>
Street	Second Street
Site Size (acres)	0.23 acres
Community	North Richmond
Current General Plan	Single Family Residential
Current Zoning	Area Wide Planned Unit
Rezoning or Change to Land Use Required?	Yes
Proposed General Plan Land Use	Residential Medium High – 17 to 30
Proposed Zoning	M-30
Vacant or Non-Vacant	Non-vacant
Proposed Density (units per acre)	17 to 30
Realistic Units	2 lower-income units
Existing residential units on site	2
Small or Large Site?	Yes - small. The County has a track record of developing smaller sites. In addition, Action HE-A5.5 will support the development of smaller sites.
There is developer interest, and the owner is willing to sell the site. The Housing Authority owns this site and has a track record of selling similar sites.	

**SITE 55: 1<sup>ST</sup> ST. NEAR W. RUBY ST.**



<b>Parcel Number(s)</b>	<b>409060018</b>
Street	First Street
Site Size (acres)	0.35 acres
Community	North Richmond
Current General Plan	Single Family Residential
Current Zoning	Area Wide Planned Unit
Rezoning or Change to Land Use Required?	Yes
Proposed General Plan Land Use	Residential Medium High – 17 to 30
Proposed Zoning	M-30
Vacant or Non-Vacant	Non-vacant
Proposed Density (units per acre)	17 to 30
Realistic Units	4 lower-income units
Existing residential units on site	4
Small or Large Site?	Yes - small. The County has a track record of developing smaller sites. In addition, Action HE-A5.5 will support the development of smaller sites.
There is developer interest, and the owner is willing to sell the site. The Housing Authority owns this site and has a track record of selling similar sites.	

**SITE 56: GIARAMITA ST.**



Parcel Number(s)	409110007
Street	1525 Giaramita Street
Site Size (acres)	0.19 acres
Community	North Richmond
Current General Plan	Single Family Residential
Current Zoning	Area Wide Planned Unit
Rezoning or Change to Land Use Required?	Yes
Proposed General Plan Land Use	Residential Medium High – 17 to 30
Proposed Zoning	M-30
Vacant or Non-Vacant	Non-vacant
Proposed Density (units per acre)	17 to 30
Realistic Units	2 lower-income units
Existing residential units on site	2
Small or Large Site?	Yes - small. The County has a track record of developing smaller sites. In addition, Action HE-A5.5 will support the development of smaller sites.
There is developer interest, and the owner is willing to sell the site. The Housing Authority owns this site and has a track record of selling similar sites.	

**SITE 57: 6<sup>TH</sup> ST. AND GROVE AVE.**



<b>Parcel Number(s)</b>	<b>409120005</b>
Street	1547 Sixth Street
Site Size (acres)	0.18 acres
Community	North Richmond
Current General Plan	Single Family Residential
Current Zoning	Area Wide Planned Unit
Rezoning or Change to Land Use Required?	Yes
Proposed General Plan Land Use	Residential Medium High – 17 to 30
Proposed Zoning	M-30
Vacant or Non-Vacant	Non-vacant
Proposed Density (units per acre)	17 to 30
Realistic Units	2 lower-income units
Existing residential units on site	2
Small or Large Site?	Yes - small. The County has a track record of developing smaller sites. In addition, Action HE-A5.5 will support the development of smaller sites.
There is developer interest, and the owner is willing to sell the site. The Housing Authority owns this site and has a track record of selling similar sites.	



**SITE 58: 6<sup>TH</sup> ST. NEAR SILVER AVE.**



Parcel Number(s)	409131003
Street	1722 Sixth Street
Site Size (acres)	0.23 acres
Community	North Richmond
Current General Plan	Single Family Residential
Current Zoning	Area Wide Planned Unit
Rezoning or Change to Land Use Required?	Yes
Proposed General Plan Land Use	Residential Medium High – 17 to 30
Proposed Zoning	M-30
Vacant or Non-Vacant	Non-vacant
Proposed Density (units per acre)	17 to 30
Realistic Units	2 lower-income units
Existing residential units on site	2
Small or Large Site?	Yes - small. The County has a track record of developing smaller sites. In addition, Action HE-A5.5 will support the development of smaller sites.
There is developer interest, and the owner is willing to sell the site. The Housing Authority owns this site and has a track record of selling similar sites.	



**SITE 59: SIXTH ST. NEAR GROVE AVE.**



<b>Parcel Number(s)</b>	<b>409141006</b>
Street	1639 Sixth Street
Site Size (acres)	0.18 acres
Community	North Richmond
Current General Plan	Single Family Residential
Current Zoning	Area Wide Planned Unit
Rezoning or Change to Land Use Required?	Yes
Proposed General Plan Land Use	Residential Medium High – 17 to 30
Proposed Zoning	M-30
Vacant or Non-Vacant	Non-vacant
Proposed Density (units per acre)	17 to 30
Realistic Units	2 lower-income units
Existing residential units on site	2
Small or Large Site?	Yes - small. The County has a track record of developing smaller sites. In addition, Action HE-A5.5 will support the development of smaller sites.
There is developer interest, and the owner is willing to sell the site. The Housing Authority owns this site and has a track record of selling similar sites.	



**SITE 60: GIARAMITA ST. AT SILVER AVE.**



Parcel Number(s)	409142005
Street	Giaranita Street
Site Size (acres)	0.49 acres
Community	North Richmond
Current General Plan	Single Family Residential
Current Zoning	Area Wide Planned Unit
Rezoning or Change to Land Use Required?	Yes
Proposed General Plan Land Use	Residential Medium High – 17 to 30
Proposed Zoning	M-30
Vacant or Non-Vacant	Non-vacant
Proposed Density (units per acre)	17 to 30
Realistic Units	5 lower-income units
Existing residential units on site	5
Small or Large Site?	Yes - small. The County has a track record of developing smaller sites. In addition, Action HE-A5.5 will support the development of smaller sites.
There is developer interest, and the owner is willing to sell the site. The Housing Authority owns this site and has a track record of selling similar sites.	

**SITE 61: SIXTH ST. NEAR MARKET AVE.**



<b>Parcel Number(s)</b>	<b>409151005</b>
Street	1741 Sixth Street
Site Size (acres)	0.23 acres
Community	North Richmond
Current General Plan	Single Family Residential
Current Zoning	Area Wide Planned Unit
Rezoning or Change to Land Use Required?	Yes
Proposed General Plan Land Use	Residential Medium High – 17 to 30
Proposed Zoning	M-30
Vacant or Non-Vacant	Non-vacant
Proposed Density (units per acre)	17 to 30
Realistic Units	2 lower-income units
Existing residential units on site	2
Small or Large Site?	Yes - small. The County has a track record of developing smaller sites. In addition, Action HE-A5.5 will support the development of smaller sites.
There is developer interest, and the owner is willing to sell the site. The Housing Authority owns this site and has a track record of selling similar sites.	



**SITE 62: GIARAMITA ST. AND SILVER AVE. – NE CORNER**

<b>Parcel Number(s)</b>	<b>409151011</b>
Street	1710 Giaramita Street
Site Size (acres)	0.11 acres
Community	North Richmond
Current General Plan	Single Family Residential
Current Zoning	Area Wide Planned Unit
Rezoning or Change to Land Use Required?	Yes
Proposed General Plan Land Use	Residential Medium High – 17 to 30
Proposed Zoning	M-30
Vacant or Non-Vacant	Non-vacant
Proposed Density (units per acre)	17 to 30
Realistic Units	1 lower-income units
Existing residential units on site	0
Small or Large Site?	Yes - small. The County has a track record of developing smaller sites. In addition, Action HE-A5.5 will support the development of smaller sites.
There is developer interest, and the owner is willing to sell the site. The Housing Authority owns this site and has a track record of selling similar sites.	

**SITE 63: GIARAMITA ST. AND SILVER AVE. – NW CORNER**



<b>Parcel Number(s)</b>	<b>409152007</b>
Street	Silver Avenue
Site Size (acres)	0.17 acres
Community	North Richmond
Current General Plan	Single Family Residential
Current Zoning	Area Wide Planned Unit
Rezoning or Change to Land Use Required?	Yes
Proposed General Plan Land Use	Residential Medium High – 17 to 30
Proposed Zoning	M-30
Vacant or Non-Vacant	Non-vacant
Proposed Density (units per acre)	17 to 30
Realistic Units	2 lower-income units
Existing residential units on site	2
Small or Large Site?	Yes - small. The County has a track record of developing smaller sites. In addition, Action HE-A5.5 will support the development of smaller sites.
There is developer interest, and the owner is willing to sell the site. The Housing Authority owns this site and has a track record of selling similar sites.	





**SITE 64: 4<sup>TH</sup> ST. AND MARKET AVE.**

<b>Parcel Number(s)</b>	<b>409161001</b>
Street	1744 Fourth Street
Site Size (acres)	0.11 acres
Community	North Richmond
Current General Plan	Single Family Residential
Current Zoning	Area Wide Planned Unit
Rezoning or Change to Land Use Required?	Yes
Proposed General Plan Land Use	Mixed Use – 30 to 75
Proposed Zoning	M-125
Vacant or Non-Vacant	Non-vacant
Proposed Density (units per acre)	30 to 75
Realistic Units	1 lower-income unit
Existing residential units on site	0
Small or Large Site?	Yes - small. The County has a track record of developing smaller sites. In addition, Action HE-A5.5 will support the development of smaller sites.
<p>There is developer interest, and the owner is willing to sell the site. The Housing Authority owns this site and has a track record of selling similar sites.</p>	



**SITE 65: 5<sup>TH</sup> ST. AND SILVER AVE.**



<b>Parcel Number(s)</b>	<b>409161008</b>
Street	Silver Avenue
Site Size (acres)	0.17 acres
Community	North Richmond
Current General Plan	Single Family Residential
Current Zoning	Area Wide Planned Unit
Rezoning or Change to Land Use Required?	Yes
Proposed General Plan Land Use	Residential Medium High – 17 to 30
Proposed Zoning	M-30
Vacant or Non-Vacant	Non-vacant
Proposed Density (units per acre)	17 to 30
Realistic Units	2 lower-income units
Existing residential units on site	2
Small or Large Site?	Yes - small. The County has a track record of developing smaller sites. In addition, Action HE-A5.5 will support the development of smaller sites.
There is developer interest, and the owner is willing to sell the site. The Housing Authority owns this site and has a track record of selling similar sites.	

**SITE 66: 4<sup>TH</sup> ST. NEAR SILVER AVE.**



<b>Parcel Number(s)</b>	<b>409162018</b>
Street	Fourth Street
Site Size (acres)	0.17 acres
Community	North Richmond
Current General Plan	Single Family Residential
Current Zoning	Area Wide Planned Unit
Rezoning or Change to Land Use Required?	Yes
Proposed General Plan Land Use	Residential Medium High – 17 to 30
Proposed Zoning	M-30
Vacant or Non-Vacant	Non-vacant
Proposed Density (units per acre)	17 to 30
Realistic Units	2 lower-income units
Existing residential units on site	2
Small or Large Site?	Yes - small. The County has a track record of developing smaller sites. In addition, Action HE-A5.5 will support the development of smaller sites.
There is developer interest, and the owner is willing to sell the site. The Housing Authority owns this site and has a track record of selling similar sites.	

**SITE 67: 4<sup>TH</sup> ST. NEAR GROVE AVE.**



<b>Parcel Number(s)</b>	<b>409171015</b>
Street	1622 Fourth Street
Site Size (acres)	0.24 acres
Community	North Richmond
Current General Plan	Single Family Residential
Current Zoning	Area Wide Planned Unit
Rezoning or Change to Land Use Required?	Yes
Proposed General Plan Land Use	Residential Medium High – 17 to 30
Proposed Zoning	M-30
Vacant or Non-Vacant	Non-vacant
Proposed Density (units per acre)	17 to 30
Realistic Units	2 lower-income units
Existing residential units on site	2
Small or Large Site?	Yes - small. The County has a track record of developing smaller sites. In addition, Action HE-A5.5 will support the development of smaller sites.
There is developer interest, and the owner is willing to sell the site. The Housing Authority owns this site and has a track record of selling similar sites.	

**SITE 68: SILVER AVE. NEAR 2<sup>ND</sup> ST.**



Parcel Number(s)	409182002
Street	218 Silver Avenue
Site Size (acres)	0.26 acres
Community	North Richmond
Current General Plan	Single Family Residential
Current Zoning	Area Wide Planned Unit
Rezoning or Change to Land Use Required?	Yes
Proposed General Plan Land Use	Mixed Use – 30 to 75
Proposed Zoning	M-125
Vacant or Non-Vacant	Non-vacant
Proposed Density (units per acre)	30 to 75
Realistic Units	2 lower-income units
Existing residential units on site	2
Small or Large Site?	Yes - small. The County has a track record of developing smaller sites. In addition, Action HE-A5.5 will support the development of smaller sites.
There is developer interest, and the owner is willing to sell the site. The Housing Authority owns this site and has a track record of selling similar sites.	

**SITE 69: SILVER AVE. NEAR FRED JACKSON WAY**



<b>Parcel Number(s)</b>	<b>409191009</b>
Street	317 Silver Avenue
Site Size (acres)	0.23 acres
Community	North Richmond
Current General Plan	Single Family Residential
Current Zoning	Area Wide Planned Unit
Rezoning or Change to Land Use Required?	Yes
Proposed General Plan Land Use	Mixed Use – 30 to 75
Proposed Zoning	M-125
Vacant or Non-Vacant	Non-vacant
Proposed Density (units per acre)	30 to 75
Realistic Units	2 lower-income units
Existing residential units on site	2
Small or Large Site?	Yes - small. The County has a track record of developing smaller sites. In addition, Action HE-A5.5 will support the development of smaller sites.
There is developer interest, and the owner is willing to sell the site. The Housing Authority owns this site and has a track record of selling similar sites.	





**SITE 70: 1<sup>ST</sup> ST. NEAR SILVER AVE.**



<b>Parcel Number(s)</b>	<b>409200016</b>
Street	1710 First Street
Site Size (acres)	0.17 acres
Community	North Richmond
Current General Plan	Single Family Residential
Current Zoning	Area Wide Planned Unit
Rezoning or Change to Land Use Required?	Yes
Proposed General Plan Land Use	Residential Medium High – 17 to 30
Proposed Zoning	M-30
Vacant or Non-Vacant	Non-vacant
Proposed Density (units per acre)	17 to 30
Realistic Units	2 lower-income units
Existing residential units on site	2
Small or Large Site?	Yes - small. The County has a track record of developing smaller sites. In addition, Action HE-A5.5 will support the development of smaller sites.
There is developer interest, and the owner is willing to sell the site. The Housing Authority owns this site and has a track record of selling similar sites.	



**SITE 71: TRUMAN ST. NEAR VERDE AVE.**



<b>Parcel Number(s)</b>	<b>409251022</b>
Street	1840 Truman Street
Site Size (acres)	0.17 acres
Community	North Richmond
Current General Plan	Single Family Residential
Current Zoning	Area Wide Planned Unit
Rezoning or Change to Land Use Required?	Yes
Proposed General Plan Land Use	Residential Medium High – 17 to 30
Proposed Zoning	M-30
Vacant or Non-Vacant	Non-vacant
Proposed Density (units per acre)	17 to 30
Realistic Units	2 lower-income units
Existing residential units on site	2
Small or Large Site?	Yes - small. The County has a track record of developing smaller sites. In addition, Action HE-A5.5 will support the development of smaller sites.
There is developer interest, and the owner is willing to sell the site. The Housing Authority owns this site and has a track record of selling similar sites.	



**SITE 72: VERDE AVE. NEAR TRUMAN ST.**



Parcel Number(s)	409252008
Street	Verde Avenue
Site Size (acres)	0.19 acres
Community	North Richmond
Current General Plan	Single Family Residential
Current Zoning	Area Wide Planned Unit
Rezoning or Change to Land Use Required?	Yes
Proposed General Plan Land Use	Residential Medium High – 17 to 30
Proposed Zoning	M-30
Vacant or Non-Vacant	Non-vacant
Proposed Density (units per acre)	17 to 30
Realistic Units	2 lower-income units
Existing residential units on site	2
Small or Large Site?	Yes - small. The County has a track record of developing smaller sites. In addition, Action HE-A5.5 will support the development of smaller sites.
There is developer interest, and the owner is willing to sell the site. The Housing Authority owns this site and has a track record of selling similar sites.	

**SITE 73: GIARAMITA ST. NEAR VERDE AVE.**



<b>Parcel Number(s)</b>	<b>409272009</b>
Street	1927 Giaramita Street
Site Size (acres)	0.23 acres
Community	North Richmond
Current General Plan	Single Family Residential
Current Zoning	Area Wide Planned Unit
Rezoning or Change to Land Use Required?	Yes
Proposed General Plan Land Use	Residential Medium High – 17 to 30
Proposed Zoning	M-30
Vacant or Non-Vacant	Non-vacant
Proposed Density (units per acre)	17 to 30
Realistic Units	7 lower-income units
Existing residential units on site	2
Small or Large Site?	Yes - small. The County has a track record of developing smaller sites. In addition, Action HE-A5.5 will support the development of smaller sites.
There is developer interest, and the owner is willing to sell the site. The Housing Authority owns this site and has a track record of selling similar sites.	



**SITE 74: VERDE AVE. AT GIARAMITA ST.**



<b>Parcel Number(s)</b>	<b>409281001</b>
Street	542 Verde Avenue
Site Size (acres)	0.40 acres
Community	North Richmond
Current General Plan	Single Family Residential
Current Zoning	Area Wide Planned Unit
Rezoning or Change to Land Use Required?	Yes
Proposed General Plan Land Use	Residential Medium High – 17 to 30
Proposed Zoning	M-30
Vacant or Non-Vacant	Non-vacant
Proposed Density (units per acre)	17 to 30
Realistic Units	4 lower-income units
Existing residential units on site	4
Small or Large Site?	Yes - small. The County has a track record of developing smaller sites. In addition, Action HE-A5.5 will support the development of smaller sites.
There is developer interest, and the owner is willing to sell the site. The Housing Authority owns this site and has a track record of selling similar sites.	


**SITE 75: 7TH ST. NEAR MARKET AVE.**



<b>Parcel Number(s)</b>	<b>409282005</b>
Street	1817 Seventh Street
Site Size (acres)	0.34 acres
Community	North Richmond
Current General Plan	Single Family Residential
Current Zoning	Area Wide Planned Unit
Rezoning or Change to Land Use Required?	Yes
Proposed General Plan Land Use	Residential Medium High – 17 to 30
Proposed Zoning	M-30
Vacant or Non-Vacant	Non-vacant
Proposed Density (units per acre)	17 to 30
Realistic Units	4 lower-income units
Existing residential units on site	4
Small or Large Site?	Yes - small. The County has a track record of developing smaller sites. In addition, Action HE-A5.5 will support the development of smaller sites.
There is developer interest, and the owner is willing to sell the site. The Housing Authority owns this site and has a track record of selling similar sites.	



**SITE 76: MARKET AVE. AT 6<sup>TH</sup> ST.**



<b>Parcel Number(s)</b>	<b>409282019</b>
Street	611 Market Avenue
Site Size (acres)	0.17 acres
Community	North Richmond
Current General Plan	Single Family Residential
Current Zoning	Area Wide Planned Unit
Rezoning or Change to Land Use Required?	Yes
Proposed General Plan Land Use	Mixed Use – 30 to 75
Proposed Zoning	M-125
Vacant or Non-Vacant	Non-vacant
Proposed Density (units per acre)	30 to 75
Realistic Units	2 lower-income units
Existing residential units on site	2
Small or Large Site?	Yes - small. The County has a track record of developing smaller sites. In addition, Action HE-A5.5 will support the development of smaller sites.
There is developer interest, and the owner is willing to sell the site. The Housing Authority owns this site and has a track record of selling similar sites.	




**SITE 77: 6<sup>TH</sup> ST. NEAR VERDE AVE.**




<b>Parcel Number(s)</b>	<b>409291009</b>
Street	1932 Sixth Street
Site Size (acres)	0.17 acres
Community	North Richmond
Current General Plan	Single Family Residential
Current Zoning	Area Wide Planned Unit
Rezoning or Change to Land Use Required?	Yes
Proposed General Plan Land Use	Residential Medium High – 17 to 30
Proposed Zoning	M-30
Vacant or Non-Vacant	Non-vacant
Proposed Density (units per acre)	17 to 30
Realistic Units	2 lower-income units
Existing residential units on site	2
Small or Large Site?	Yes - small. The County has a track record of developing smaller sites. In addition, Action HE-A5.5 will support the development of smaller sites.
There is developer interest, and the owner is willing to sell the site. The Housing Authority owns this site and has a track record of selling similar sites.	

**SITE 78: MCAVOY SITE**



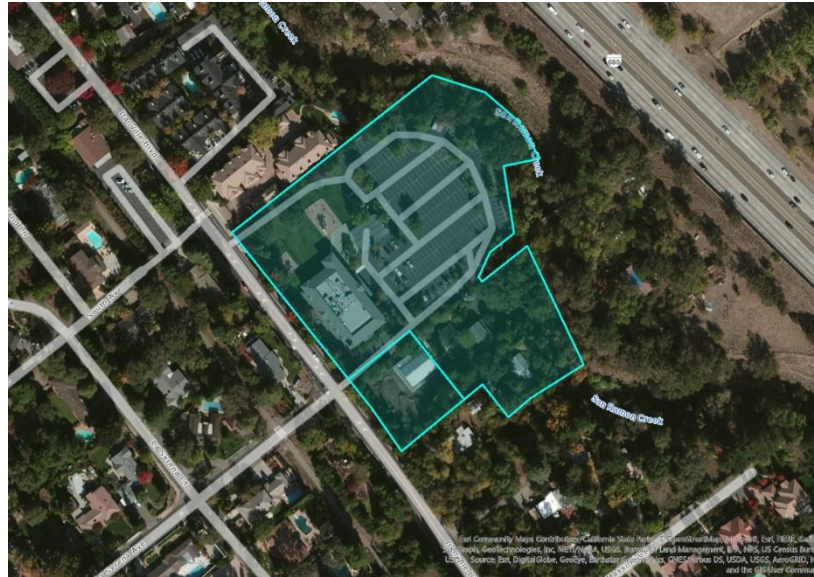
Parcel Number(s)	098250013
Street	No address
Site Size (acres)	256.18 acres
Community	Bay Point
Current General Plan	Parks Watersheds and Open Space
Current Zoning	Area Wide Planned Unit
Rezoning or Change to Land Use Required?	Yes
Proposed General Plan Land Use	Residential Medium High – 17 to 30
Proposed Zoning	M-30
Vacant or Non-Vacant	Vacant
Proposed Density (units per acre)	17 to 30
Realistic Units	500 lower-income units
Existing residential units on site	0
Small or Large Site?	Yes - large
<p>Unit assumptions are based on an older lapsed approval for residential development on this site. Other sites larger than 10 acres in the County have successfully subdivided and resulted in multifamily housing projects. Examples include Park Regency, Hilltop Commons and Avalon Bay Apartments. This site is within the County’s Urban Limit Line. For wastewater service for this site an amendment to the Delta Diablo Sanitation District sphere of influence would be needed and then it would need annexed into the sanitation district. There is recent precedent for this when Delta Diablo Sanitation District annexed a Park District in the same area and pulled a pipe over the railroad tracks.</p>	

**SITE 79: RAY LANE**



<b>Parcel Number(s)</b>	<b>093121001</b>
Street	No address
Site Size (acres)	10.99 acres
Community	Bay Point
Current General Plan	Single Family Residential – High Density
Current Zoning	Area Wide Planned Unit
Rezoning or Change to Land Use Required?	No
Proposed General Plan Land Use	Residential Medium High – 17 to 30
Proposed Zoning	M-30
Vacant or Non-Vacant	Vacant
Proposed Density (units per acre)	17 to 30
Realistic Units	224 above moderate-income units, 32 moderate-income units, 8 lower-income units
Existing residential units on site	0
Small or Large Site?	Yes - large
Underutilized site that contains a church parking lot. A County Supervisor is interested in seeing this site developed with housing. Adjacent to APN 197030027.	

**SITE 80: CREEKSIDE COMMUNITY CHURCH OWNED PROPERTIES**



<b>Parcel Number(s)</b>	<b>197030026 and 197030027</b>
Street	Danville Blvd.
Site Size (acres)	6.29 acres total; 197030026: 5.68 acres, 197030027: 0.61 acres
Community	Alamo
Current General Plan	Single Family Residential – Low Density
Current Zoning	Single Family Residential
Rezoning or Change to Land Use Required?	Yes
Proposed General Plan Land Use	Residential Medium High – 17 to 30
Proposed Zoning	M-30
Vacant or Non-Vacant	Non-vacant
Proposed Density (units per acre)	17 to 30
Realistic Units	80 lower-income units
Existing residential units on site	0
Small or Large Site?	No
Underutilized site that contains a church, church parking lot and vacant lot.	



**SITE 81: ORBISONIA HEIGHTS**



Parcel Number(s)	094012021, 094012022, 094012023, 094012024, 094012025, 094012026, 094012027, 094012030, 094012031, 094012032, 094012033, 094012038, 094012039, 094012040, 094013001, 094013002, 094013003, 094013004, 094013005, 094013006, 094013012, 094013013, 094013014, 094013015, 094013016, 094014001, 094014010, 094014011, 094014012, 094014013, 094014014, 094015006, 094015010, 094015011, 094015012, 094015013, 094015014, 094015027, 094015028, 094016002, 094026001, 094026002, 094026007, 094026008
Street	Bailey Road
Site Size (acres)	6.63 acres total (the parcels that make up this site are similar in size ranging from .10 to .30 in size. Acreage for each parcel can be found later in Appendix A where the full list of sites is provided)
Community	Bay Point
Current General Plan	Bay Point Residential Mixed Use
Current Zoning	Area Wide Planned Unit
Rezoning or Change to Land Use Required?	No
Proposed General Plan Land Use	N/A



Proposed Zoning	N/A
Vacant or Non-Vacant	Vacant
Proposed or Allowed Density (units per acre)	21 to 29.9
Realistic Units	384
Existing residential units on site	No
Small or Large Site?	No
Entitled project. Units are based on approved project.	



**SITE 82: APPIAN WAY NEAR SUNHILL CIRCLE**



<b>Parcel Number(s)</b>	<b>425200006 and 425230035</b>
Street	Appian Way
Site Size (acres)	5.06 acres total; 425200006: 3.12 acres, 425230035: 1.94 acres
Community	El Sobrante
Current General Plan	Multiple Family Residential – Low Density and Appian Way General Mixed Use
Current Zoning	Planned Unit
Rezoning or Change to Land Use Required?	Yes
Proposed General Plan Land Use	Mixed Use – 0 to 30
Proposed Zoning	M-30
Vacant or Non-Vacant	One vacant and one non-vacant parcel
Proposed Density (units per acre)	0 to 30
Realistic Units	126 lower income units
Existing residential units on site	1
Small or Large Site?	No
Two adjacent parcels – one is vacant and one is underutilized. Both parcels have the same owner.	

**SITE 83: ST. ANNE VILLAGE**



<b>Parcel Number(s)</b>	<b>003120008 and 003120009</b>
Street	Camino Diablo Road
Site Size (acres)	10.02 acres total; 003120008: 4.94 acres, 003120009: 5.08 acres
Community	Byron
Current General Plan	Single-Family Residential - Medium Density
Current Zoning	Single-Family Residential
Rezoning or Change to Land Use Required?	Yes
Proposed General Plan Land Use	Residential Medium-High – 17 to 30
Proposed Zoning	M-30
Vacant or Non-Vacant	Non-vacant
Proposed Density (units per acre)	17 to 30
Realistic Units	157 above-moderate income units, 21 moderate-income units, and 6 lower-income units
Existing residential units on site	
Small or Large Site?	No

Potential project on this site. St. Anne Village senior housing. Units are based on the potential project. Existing use is agriculture. Access to water infrastructure has been secured as part of the pre-planning for the project.

**SITE 84: DISCOVERY BAY MIXED USE**



Parcel Number(s)	004182006
Street	Discovery Bay Boulevard
Site Size (acres)	9.52 acres
Community	Discovery Bay
Current General Plan	Commercial
Current Zoning	Area Wide Planned Unit
Rezoning or Change to Land Use Required?	Yes
Proposed General Plan Land Use	Mixed Use – 30 to 75
Proposed Zoning	M-125
Vacant or Non-Vacant	Non-vacant
Proposed Density (units per acre)	30 to 75
Realistic Units	2 above-moderate income units and 168 lower-income units
Existing residential units on site	No
Small or Large Site?	No
<p>Site is mostly vacant land or paved parking lot. Two existing non-residential structures on the site. There is a pending project on this site. The units are based on that pending project.</p>	

**SITE 85: PACHECO BLVD**



Parcel Number(s)	159210039, 159210042, 159210043, and 159210004
Street	Pacheco Boulevard
Site Size (acres)	6.51 acres total; 159210039: 1.05 acres, 159210042: 4.33 acres, 159210043: 0.87 acres, 159210004: 0.26 acres
Community	Vine Hill
Current General Plan	Commercial
Current Zoning	3 parcels – Retail Business; 1 parcel Multiple Family Residential
Rezoning or Change to Land Use Required?	Yes
Proposed General Plan Land Use	Mixed Use – 30 to 75
Proposed Zoning	M-125
Vacant or Non-Vacant	Non-vacant
Proposed Density (units per acre)	30 to 75
Realistic Units	234 above-moderate income units, 33 moderate-income units, and 8 lower-income units
Existing residential units on site	No
Small or Large Site?	Yes - small. The County has a track record of developing smaller sites. In addition, Action HE-A5.5 will support the development of smaller sites.



Site is underutilized and is mostly made up of vacant land and parking lot. There are a few non-residential structures on the site. All four parcels have the same owner. There is a pending project on this site. The units are based on that pending project.





**SITE 86: LAS JUNTAS WAY AND OAK ROAD**



Parcel Number(s)	148221033
Street	Las Juntas Way
Site Size (acres)	1.81 acres
Community	Walnut Creek
Current General Plan	Pleasant Hill BART Mixed Use
Current Zoning	Area Wide Planned Unit
Rezoning or Change to Land Use Required?	Yes
Proposed General Plan Land Use	Mixed Use – 75 to 125
Proposed Zoning	M-125
Vacant or Non-Vacant	Non-vacant
Proposed Density (units per acre)	75 to 125
Realistic Units	48 moderate-income units and 144 lower-income units
Existing residential units on site	No
Small or Large Site?	No
Existing use is an office building. Two developers have approached the County about redeveloping this property for housing and the property has recently been for sale.	

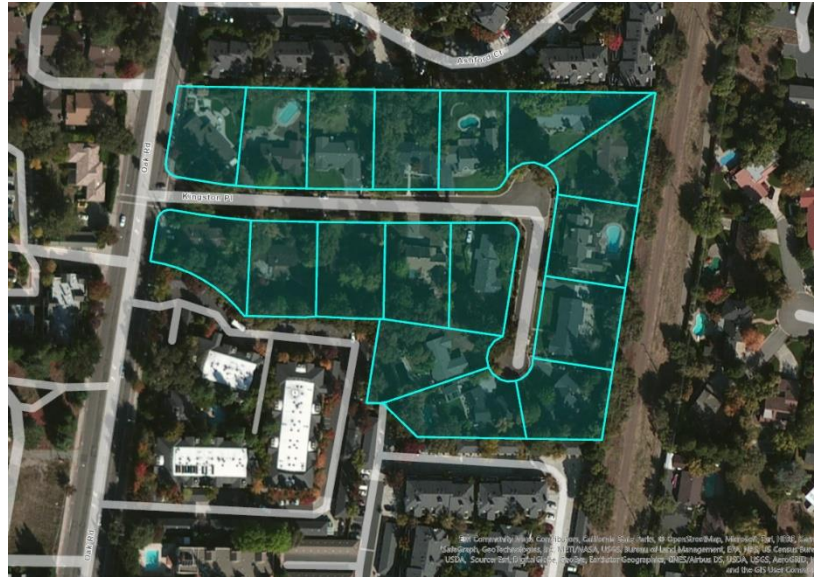


**SITE 87: CHERRY LANE**




<b>Parcel Number(s)</b>	<b>148350009, 148350010, 148350011, 148350020</b>
Street	Cherry Lane
Site Size (acres)	3.73 acres total; 148350009: 0.45 acres, 148350010: 0.48 acres, 148350011: 1.01 acres, 148350020: 1.79 acres
Community	Walnut Creek
Current General Plan	Single-Family Residential - Medium Density
Current Zoning	Single Family Residential
Rezoning or Change to Land Use Required?	Yes
Proposed General Plan Land Use	Residential High
Proposed Zoning	M-60
Vacant or Non-Vacant	Non-vacant
Proposed Density (units per acre)	30 to 60
Realistic Units	184 lower-income units
Existing residential units on site	4
Small or Large Site?	Yes - small. The County has a track record of developing smaller sites. In addition, Action HE-A5.5 will support the development of smaller sites.
Existing use is very low density residential.	

**SITE 88: KINGSTON PLACE**

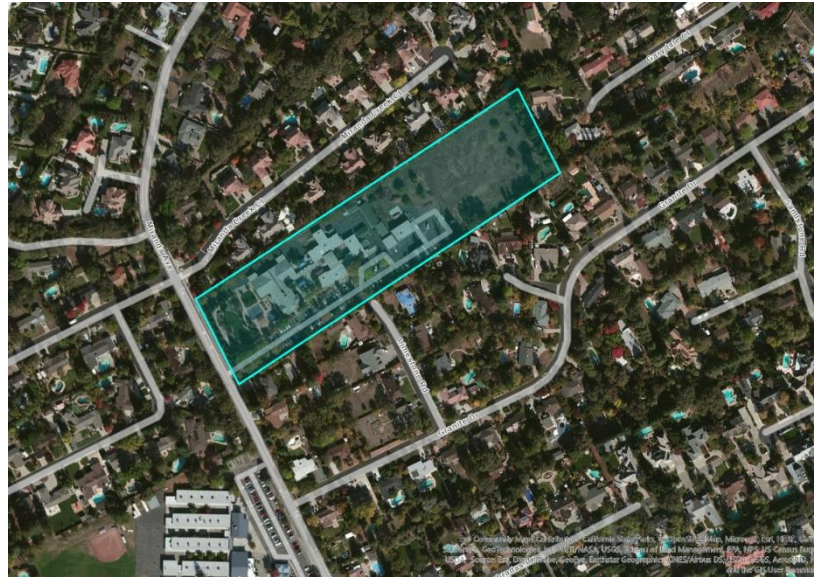


Parcel Number(s)	172120002, 172120003, 172120004, 172120005, 172120006, 172120007, 172120008, 172120009, 172120010, 172120011, 172120012, 172120013, 172120025, 172120027, 172120028, 172120051, 172120052
Street	Kingston Place
Site Size (acres)	5.91 acres total; 172120002: 0.35 acres, 172120003: 0.35 acres, 172120004: 0.34 acres, 172120005: 0.35 acres, 172120006: 0.35 acres, 172120007: 0.35 acres, 172120008: 0.35 acres, 172120009: 0.35 acres, 172120010: 0.35 acres, 172120011: 0.35 acres, 172120012: 0.34 acres, 172120013: 0.34 acres, 172120025: 0.33 acres, 172120027: 0.36 acres, 172120028: 0.37 acres, 172120051: 0.34 acres, 172120052: 0.35 acres
Community	Walnut Creek
Current General Plan	Multiple-Family Residential - High Density
Current Zoning	Single Family Residential
Rezoning or Change to Land Use Required?	Yes
Proposed General Plan Land Use	Residential Very High
Proposed Zoning	M-125
Vacant or Non-Vacant	Non-vacant



Proposed Density (units per acre)	70 to 125
Realistic Units	602 lower-income units
Existing residential units on site	17
Small or Large Site?	Yes - small. The County has a track record of developing smaller sites. In addition, Action HE-A5.5 will support the development of smaller sites.
Existing use is low density residential. The owners of these properties have requested rezoning to higher density from the County and are interested in redeveloping their street with high density affordable units. All parcels are adjacent to each other on Kingston Place.	

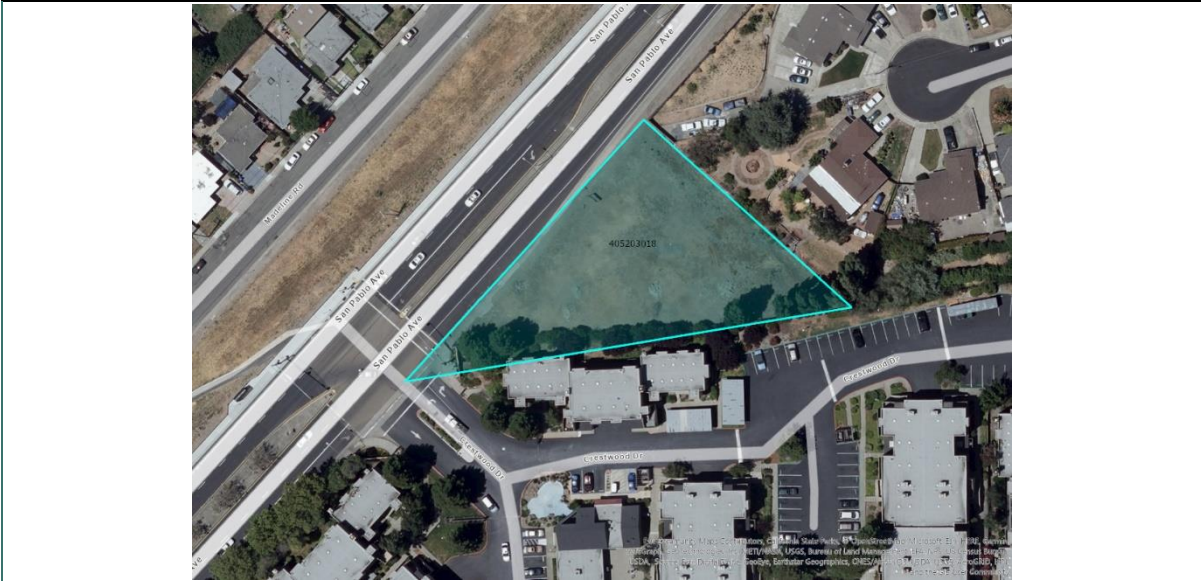
**SITE 89: MAUZY SCHOOL**



Parcel Number(s)	172120002, 17212000
Street	2964 Miranda Ave.
Site Size (acres)	7.74 acres
Community	Walnut Creek
Current General Plan	Public and Semi-Public
Current Zoning	R-20
Rezoning or Change to Land Use Required?	Yes
Proposed General Plan Land Use	PS
Proposed Zoning	M-60
Vacant or Non-Vacant	Non-vacant
Proposed Density (units per acre)	30 to 60
Realistic Units	10 lower-income units
Existing residential units on site	0
Small or Large Site?	No
Existing use is a special needs school. The school is interested in building affordable housing onsite for its students.	




**SITE 90: CRESTWOOD DR.**



<b>Parcel Number(s)</b>	<b>405203018</b>
Street	Crestwood Dr.
Site Size (acres)	0.73 acres
Community	San Pablo
Current General Plan	Single-Family Residential – High Density
Current Zoning	Retail Business
Rezoning or Change to Land Use Required?	Yes
Proposed General Plan Land Use	Residential Medium-High – 17 to 30
Proposed Zoning	M-30
Vacant or Non-Vacant	Vacant
Proposed Density (units per acre)	17 to 30
Realistic Units	18 lower-income units
Existing residential units on site	0
Small or Large Site?	No
Vacant site.	



## SITE 91: FAR HILLS MOBILE HOME PARK



Parcel Number(s)	095010010
Street	Bailey Dr.
Site Size (acres)	6.97 acres
Community	Bay Point
Current General Plan	Commercial
Current Zoning	Area Wide Planned Unit
Rezoning or Change to Land Use Required?	Yes
Proposed General Plan Land Use	Residential Medium-High – 17 to 30
Proposed Zoning	M-125
Vacant or Non-Vacant	Non-vacant
Proposed Density (units per acre)	75 to 125
Realistic Units	650 lower-income units
Existing residential units on site	90
Small or Large Site?	No
Existing mobile home park. Owner is interested in redeveloping with high density affordable housing. Owner of Mobile Home Park is aware of and will comply with relocation laws.	







**Table A: Housing Element Sites Inventory**

Jurisdiction Name	Site Address/ Intersection	5 Digit ZIP Code	Assessor Parcel Number	Consolidated Sites	General Plan Designation (Current)	Zoning Designation (Current)	Minimum Density Allowed (units/acre)	Max Density Allowed (units/acre)	Parcel Size (Acres)	Existing Use/Vacancy	Infrastructure	Publicly-Owned	Site Status	Identified in Last/Last Two Planning Cycle(s)	Lower Income Capacity	Moderate Income Capacity	Above Moderate Income Capacity	Total Capacity
CONTRA COSTA COUNTY			430132002		Single-Family Residential - High Density	Single Family Residential	5	7.2	0.19	Vacant	YES - Potential	NO - Privately-Owned	Available	N/A			1	1
CONTRA COSTA COUNTY			430161004		Single-Family Residential - High Density	Single Family Residential	5	7.2	0.44	Vacant	YES - Potential	NO - Privately-Owned	Available	N/A			1	1
CONTRA COSTA COUNTY			430161020		Single-Family Residential - High Density	Single Family Residential	5	7.2	0.37	Vacant	YES - Potential	NO - Privately-Owned	Available	N/A			1	1
CONTRA COSTA COUNTY			430184021		Single-Family Residential - Low Density	Single Family Residential	1	2.9	0.24	Vacant	YES - Potential	NO - Privately-Owned	Available	N/A			1.0	1
CONTRA COSTA COUNTY			431070026		Single-Family Residential - High Density	Single Family Residential	5	7.2	0.27	Vacant	YES - Potential	NO - Privately-Owned	Available	N/A			1	1
CONTRA COSTA COUNTY			431070028		Single-Family Residential - High Density	Single Family Residential	5	7.2	0.20	Vacant	YES - Potential	NO - Privately-Owned	Available	N/A			1	1
CONTRA COSTA COUNTY			431070035		Single-Family Residential - High Density	Single Family Residential	5	7.2	0.20	Vacant	YES - Potential	NO - Privately-Owned	Available	N/A			1	1
CONTRA COSTA COUNTY			433190041		Single-Family Residential - High Density	Single Family Residential	5	7.2	0.22	Vacant	YES - Potential	NO - Privately-Owned	Available	N/A			1	1
CONTRA COSTA COUNTY			433190043		Single-Family Residential - High Density	Single Family Residential	5	7.2	0.23	Vacant	YES - Potential	NO - Privately-Owned	Available	N/A			1	1
CONTRA COSTA COUNTY			433190060		Single-Family Residential - High Density	Single Family Residential	5	7.2	0.93	Vacant	YES - Potential	NO - Privately-Owned	Available	N/A			5	5
CONTRA COSTA COUNTY			433241057		Single-Family Residential - High Density	Single Family Residential	5	7.2	0.45	Vacant	YES - Potential	NO - Privately-Owned	Available	N/A			1	1
CONTRA COSTA COUNTY			433241065		Single-Family Residential - High Density	Single Family Residential	5	7.2	0.23	Vacant	YES - Potential	NO - Privately-Owned	Available	N/A			1	1
CONTRA COSTA COUNTY			433460007		Single-Family Residential - High Density	Single Family Residential	5	7.2	0.35	Vacant	YES - Potential	NO - Privately-Owned	Available	N/A			1	1
CONTRA COSTA COUNTY			435120070		Single-Family Residential - High Density	Single Family Residential	5	7.2	0.16	Vacant	YES - Potential	NO - Privately-Owned	Available	N/A			1	1
CONTRA COSTA COUNTY			435130015		Single-Family Residential - High Density	Single Family Residential	5	7.2	0.23	Vacant	YES - Potential	NO - Privately-Owned	Available	N/A			1	1



**Table B: Candidate Sites Identified to be Rezoned to Accommodate Shortfall Housing Need**

Jurisdiction Name	Site Address/Intersection	5 Digit ZIP Code	Assessor Parcel Number	Very Low-Income	Low-Income	Moderate-Income	Above Moderate-Income	Type of Shortfall	Parcel Size (Acres)	Current General Plan Designation	Current Zoning	Proposed General Plan (GP) Designation	Proposed Zoning	Minimum Density Allowed	Maximum Density Allowed	Total Capacity	Vacant/ Nonvacant
CONTRA COSTA COUNTY			003120008	2	1	11.0	80.0	Shortfall of Sites	4.94	Single-Family Residential - Medium Density	Single Family Residential	RMH	M-30	17	30	94	Non-Vacant
CONTRA COSTA COUNTY			003120009	2	1	10.0	77.0	Shortfall of Sites	5.08	Single-Family Residential - Medium Density	Single Family Residential	RMH	M-30	17	30	90	Non-Vacant
CONTRA COSTA COUNTY			004182006	84	84		2.0	Shortfall of Sites	6.00	Commercial	Planned Unit	MU*	M-125	30	75	170	Non-Vacant
CONTRA COSTA COUNTY			008010039	2	1	13.0	94.0	Shortfall of Sites	4.60	Commercial	Area Wide Planned Unit	MU	M-30	0	30	110	Vacant
CONTRA COSTA COUNTY			011220039	2	2	18.0	128.0	Shortfall of Sites	6.42	Office	Area Wide Planned Unit	RMH	M-30	17	30	150	Vacant
CONTRA COSTA COUNTY			011230041				64	Shortfall of Sites	5.07	Single Family Residential	P-1, -UE	RM	M-30	7	17	64	Vacant
CONTRA COSTA COUNTY			093036010	6	7			Shortfall of Sites	0.21	Willow Pass Road Mixed Use	Area Wide Planned Unit	MU*	M-125	30	75	13	Vacant
CONTRA COSTA COUNTY			093036014	4	4			Shortfall of Sites	0.37	Willow Pass Road Mixed Use	Area Wide Planned Unit	MU*	M-125	30	75	8	Vacant
CONTRA COSTA COUNTY			093036015	15	14			Shortfall of Sites	1.23	Willow Pass Road Mixed Use	Area Wide Planned Unit	MU*	M-125	30	75	29	Vacant
CONTRA COSTA COUNTY			093121001	4	4	32	224	Shortfall of Sites	10.99	Single-Family Residential - High Density	Area Wide Planned Unit	RMH	M-30	17	30	264	Vacant
CONTRA COSTA COUNTY			093170018	6	7			Shortfall of Sites	0.12	Commercial	Area Wide Planned Unit	MU*	M-125	75	125	13	Vacant
CONTRA COSTA COUNTY			093170021	6	7			Shortfall of Sites	0.13	Commercial	Area Wide Planned Unit	MU*	M-125	75	125	13	Vacant
CONTRA COSTA COUNTY			093170022	6	7			Shortfall of Sites	0.13	Commercial	Area Wide Planned Unit	MU*	M-125	75	125	13	Vacant
CONTRA COSTA COUNTY			093170056	16	17			Shortfall of Sites	0.56	Multiple-Family Residential - High Density	Area Wide Planned Unit	RH	M-60	30	70	33	Vacant
CONTRA COSTA COUNTY			093170069	53	52			Shortfall of Sites	1.41	Bay Point Residential Mixed Use	Area Wide Planned Unit	MU*	M-125	75	125	105	Vacant
CONTRA COSTA COUNTY			093170071	28	28			Shortfall of Sites	0.53	Bay Point Residential Mixed Use	Area Wide Planned Unit	MU*	M-125	75	125	56	Vacant
CONTRA COSTA COUNTY			093170074				3	Shortfall of Sites	0.05	Bay Point Residential Mixed Use	Area Wide Planned Unit	MU*	M-125	75	125	3	Vacant
CONTRA COSTA COUNTY			093170076	3	3			Shortfall of Sites	0.06	Commercial	Area Wide Planned Unit	MU*	M-125	75	125	6	Vacant
CONTRA COSTA COUNTY			093170078	9	10			Shortfall of Sites	0.19	Commercial	Area Wide Planned Unit	MU*	M-125	75	125	19	Vacant
CONTRA COSTA COUNTY			093170080	14	15			Shortfall of Sites	0.27	Bay Point Residential Mixed Use	Area Wide Planned Unit	MU*	M-125	75	125	29	Vacant
CONTRA COSTA COUNTY			093191025				9	Shortfall of Sites	0.16	Willow Pass Road Mixed Use	Area Wide Planned Unit	MU*	M-125	30	75	9	Vacant
CONTRA COSTA COUNTY			093192026				4	Shortfall of Sites	0.29	Single-Family Residential - High Density	Area Wide Planned Unit	RM	M-30	7	17	4	Vacant
CONTRA COSTA COUNTY			093193002				2	Shortfall of Sites	0.14	Single-Family Residential - High Density	Area Wide Planned Unit	RM	M-30	7	17	2	Vacant
CONTRA COSTA COUNTY			093193035				1	Shortfall of Sites	0.18	Single-Family Residential - High Density	Area Wide Planned Unit	RM	M-30	7	17	1	Vacant
CONTRA COSTA COUNTY			095010010	325	325			Shortfall of Sites	6.97	Commercial	Area Wide Planned Unit	MU*	M-125	75	125	650	Non-Vacant
CONTRA COSTA COUNTY			095021002	7	7			Shortfall of Sites	0.57	Single-Family Residential - High Density	Area Wide Planned Unit	RMH	M-30	17	30	14	Vacant
CONTRA COSTA COUNTY			095022025				18	Shortfall of Sites	0.30	Willow Pass Road Mixed Use	Area Wide Planned Unit	MU*	M-125	30	75	18	Vacant
CONTRA COSTA COUNTY			095022026				2	Shortfall of Sites	0.10	Willow Pass Road Mixed Use	Area Wide Planned Unit	MU*	M-125	30	75	2	Vacant
CONTRA COSTA COUNTY			095022027				2	Shortfall of Sites	0.07	Willow Pass Road Mixed Use	Area Wide Planned Unit	MU*	M-125	30	75	2	Non-Vacant
CONTRA COSTA COUNTY			095034002				6	Shortfall of Sites	0.12	Willow Pass Road Mixed Use	Area Wide Planned Unit	MU*	M-125	30	75	6	Vacant
CONTRA COSTA COUNTY			095071010				7	Shortfall of Sites	0.50	Single-Family Residential - High Density	Area Wide Planned Unit	RM	M-30	7	17	7	Vacant
CONTRA COSTA COUNTY			095075025				3	Shortfall of Sites	0.21	Single-Family Residential - High Density	Area Wide Planned Unit	RM	M-30	7	17	3	Vacant
CONTRA COSTA COUNTY			095081020	12	11			Shortfall of Sites	0.77	Single-Family Residential - High Density	Area Wide Planned Unit	MU*	M-125	30	75	23	Non-Vacant
CONTRA COSTA COUNTY			095081023	22	23			Shortfall of Sites	0.71	Willow Pass Road Mixed Use	Area Wide Planned Unit	MU*	M-125	30	75	45	Non-Vacant
CONTRA COSTA COUNTY			095083023				9	Shortfall of Sites	0.16	Willow Pass Road Mixed Use	Area Wide Planned Unit	MU*	M-125	30	75	9	Vacant
CONTRA COSTA COUNTY			095084025				3	Shortfall of Sites	0.22	Single-Family Residential - High Density	Area Wide Planned Unit	RM	M-30	7	17	3	Vacant
CONTRA COSTA COUNTY			095101001				6	Shortfall of Sites	0.42	Single-Family Residential - Medium Density	Area Wide Planned Unit	RM	M-30	7	17	6	Vacant
CONTRA COSTA COUNTY			095101002				6	Shortfall of Sites	0.42	Single-Family Residential - Medium Density	Area Wide Planned Unit	RM	M-30	7	17	6	Vacant
CONTRA COSTA COUNTY			095102003				9	Shortfall of Sites	0.66	Single-Family Residential - Medium Density	Area Wide Planned Unit	RM	M-30	7	17	9	Vacant
CONTRA COSTA COUNTY			095102020				1	Shortfall of Sites	0.44	Single-Family Residential - Medium Density	Area Wide Planned Unit	RM	M-30	7	17	1	Vacant
CONTRA COSTA COUNTY			095107015				5	Shortfall of Sites	0.40	Single-Family Residential - Medium Density	Area Wide Planned Unit	RM	M-30	7	17	5	Vacant
CONTRA COSTA COUNTY			096012008				3	Shortfall of Sites	0.13	Single-Family Residential - High Density	Area Wide Planned Unit	RMH	M-30	17	30	3	Vacant
CONTRA COSTA COUNTY			096012009				1	Shortfall of Sites	0.06	Single-Family Residential - High Density	Area Wide Planned Unit	RMH	M-30	17	30	1	Vacant
CONTRA COSTA COUNTY			096015011				2	Shortfall of Sites	0.22	Single-Family Residential - High Density	Area Wide Planned Unit	RMH	M-30	17	30	2	Vacant
CONTRA COSTA COUNTY			096015015				4	Shortfall of Sites	0.17	Single-Family Residential - High Density	Area Wide Planned Unit	RMH	M-30	17	30	4	Vacant
CONTRA COSTA COUNTY			096015016				4	Shortfall of Sites	0.17	Single-Family Residential - High Density	Area Wide Planned Unit	RMH	M-30	17	30	4	Vacant
CONTRA COSTA COUNTY			096016002				4	Shortfall of Sites	0.17	Single-Family Residential - High Density	Area Wide Planned Unit	RMH	M-30	17	30	4	Vacant
CONTRA COSTA COUNTY			096016003				4	Shortfall of Sites	0.17	Single-Family Residential - High Density	Area Wide Planned Unit	RMH	M-30	17	30	4	Vacant
CONTRA COSTA COUNTY			096016005				4	Shortfall of Sites	0.17	Single-Family Residential - High Density	Area Wide Planned Unit	RMH	M-30	17	30	4	Vacant
CONTRA COSTA COUNTY			096016013				4	Shortfall of Sites	0.17	Single-Family Residential - High Density	Area Wide Planned Unit	RMH	M-30	17	30	4	Vacant
CONTRA COSTA COUNTY			096016018				4	Shortfall of Sites	0.20	Single-Family Residential - High Density	Area Wide Planned Unit	RMH	M-30	17	30	4	Vacant
CONTRA COSTA COUNTY			096017008				4	Shortfall of Sites	0.17	Single-Family Residential - High Density	Area Wide Planned Unit	RMH	M-30	17	30	4	Vacant
CONTRA COSTA COUNTY			096018007				4	Shortfall of Sites	0.18	Single-Family Residential - High Density	Area Wide Planned Unit	RMH	M-30	17	30	4	Vacant
CONTRA COSTA COUNTY			096018015				3	Shortfall of Sites	0.16	Single-Family Residential - High Density	Area Wide Planned Unit	RMH	M-30	17	30	3	Vacant
CONTRA COSTA COUNTY			096019017				4	Shortfall of Sites	0.17	Single-Family Residential - High Density	Area Wide Planned Unit	RMH	M-30	17	30	4	Vacant
CONTRA COSTA COUNTY			096019025				15	Shortfall of Sites	0.25	Willow Pass Road Mixed Use	Area Wide Planned Unit	MU*	M-125	30	75	15	Vacant
CONTRA COSTA COUNTY			096020022				3	Shortfall of Sites	0.16	Single-Family Residential - High Density	Area Wide Planned Unit	RMH	M-30	17	30	3	Vacant
CONTRA COSTA COUNTY			096020039				1	Shortfall of Sites	0.08	Single-Family Residential - High Density	Area Wide Planned Unit	RMH	M-30	17	30	1	Vacant
CONTRA COSTA COUNTY			096020042				2	Shortfall of Sites	0.09	Single-Family Residential - High Density	Area Wide Planned Unit	RMH	M-30	17	30	2	Vacant
CONTRA COSTA COUNTY			096020050				1	Shortfall of Sites	0.17	Single-Family Residential - High Density	Area Wide Planned Unit	RMH	M-30	17	30	1	Vacant
CONTRA COSTA COUNTY			096020062				4	Shortfall of Sites	0.17	Single-Family Residential - High Density	Area Wide Planned Unit	RMH	M-30	17	30	4	Vacant
CONTRA COSTA COUNTY			096020082				10	Shortfall of Sites	0.17	Willow Pass Road Mixed Use	Area Wide Planned Unit	MU*	M-125	30	75	10	Vacant
CONTRA COSTA COUNTY			096020093				2	Shortfall of Sites	0.09	Single-Family Residential - High Density	Area Wide Planned Unit	RMH	M-30	17	30	2	Vacant
CONTRA COSTA COUNTY			096020173				4	Shortfall of Sites	0.17	Single-Family Residential - High Density	Area Wide Planned Unit	RMH	M-30	17	30	4	Vacant
CONTRA COSTA COUNTY			096031018	13	14	9		Shortfall of Sites	0.62	Multiple-Family Residential - Low Density	Area Wide Planned Unit	RH	M-60	30	70	36	Non-Vacant

**Table B: Candidate Sites Identified to be Rezoned to Accommodate Shortfall Housing Need**

Jurisdiction Name	Site Address/Intersection	5 Digit ZIP Code	Assessor Parcel Number	Very Low-Income	Low-Income	Moderate-Income	Above Moderate-Income	Type of Shortfall	Parcel Size (Acres)	Current General Plan Designation	Current Zoning	Proposed General Plan (GP) Designation	Proposed Zoning	Minimum Density Allowed	Maximum Density Allowed	Total Capacity	Vacant/ Nonvacant
CONTRA COSTA COUNTY			096031019	22	23	15		Shortfall of Sites	1.02	Multiple-Family Residential - Low Density	Area Wide Planned Unit	RH	M-60	30	70	60	Non-Vacant
CONTRA COSTA COUNTY			096032011	3	4			Shortfall of Sites	0.12	Multiple-Family Residential - Low Density	Area Wide Planned Unit	MU*	M-125	30	75	7	Vacant
CONTRA COSTA COUNTY			096032016	3	4			Shortfall of Sites	0.12	Multiple-Family Residential - Low Density	Area Wide Planned Unit	MU*	M-125	30	75	7	Vacant
CONTRA COSTA COUNTY			096032028	10	10			Shortfall of Sites	0.31	Willow Pass Road Mixed Use	Area Wide Planned Unit	MU*	M-125	30	75	20	Vacant
CONTRA COSTA COUNTY			096032032	22	22	14		Shortfall of Sites	0.92	Multiple-Family Residential - Low Density	Area Wide Planned Unit	MU*	M-125	30	75	58	Vacant
CONTRA COSTA COUNTY			096033028				1	Shortfall of Sites	0.16	Single-Family Residential - High Density	Area Wide Planned Unit	RMH	M-30	17	30	1	Vacant
CONTRA COSTA COUNTY			096033035			3		Shortfall of Sites	0.16	Single-Family Residential - High Density	Area Wide Planned Unit	RMH	M-30	17	30	3	Vacant
CONTRA COSTA COUNTY			096033037	2	2			Shortfall of Sites	0.15	Single-Family Residential - High Density	Area Wide Planned Unit	MU*	M-125	30	75	4	Vacant
CONTRA COSTA COUNTY			096033039	11	11			Shortfall of Sites	0.35	Willow Pass Road Mixed Use	Area Wide Planned Unit	MU*	M-125	30	75	22	Non-Vacant
CONTRA COSTA COUNTY			096041001	4	4			Shortfall of Sites	0.33	Single-Family Residential - High Density	Area Wide Planned Unit	RMH	M-30	17	30	8	Vacant
CONTRA COSTA COUNTY			096041013	5	4			Shortfall of Sites	0.35	Single-Family Residential - High Density	Area Wide Planned Unit	RMH	M-30	17	30	9	Vacant
CONTRA COSTA COUNTY			096041026	5	4			Shortfall of Sites	0.37	Single-Family Residential - High Density	Area Wide Planned Unit	RMH	M-30	17	30	9	Vacant
CONTRA COSTA COUNTY			096042020			9		Shortfall of Sites	0.41	Single-Family Residential - High Density	Area Wide Planned Unit	RMH	M-30	17	30	9	Vacant
CONTRA COSTA COUNTY			096043002	8	8			Shortfall of Sites	0.64	Single-Family Residential - High Density	Area Wide Planned Unit	RMH	M-30	17	30	16	Non-Vacant
CONTRA COSTA COUNTY			096044001	5	5			Shortfall of Sites	0.42	Single-Family Residential - High Density	Area Wide Planned Unit	RMH	M-30	17	30	10	Non-Vacant
CONTRA COSTA COUNTY			096044009	4	4			Shortfall of Sites	0.33	Single-Family Residential - High Density	Area Wide Planned Unit	RMH	M-30	17	30	8	Non-Vacant
CONTRA COSTA COUNTY			096044010	4	4			Shortfall of Sites	0.34	Single Family Residential	Area Wide Planned Unit	RMH	M-30	17	30	8	Non-Vacant
CONTRA COSTA COUNTY			096050007	12	12			Shortfall of Sites	1.09	Single Family Residential	Area Wide Planned Unit	RMH	M-30	17	30	24	Non-Vacant
CONTRA COSTA COUNTY			096044002			4		Shortfall of Sites	0.20	Single-Family Residential - High Density	Area Wide Planned Unit	RMH	M-30	17	30	4	Vacant
CONTRA COSTA COUNTY			096044003			9		Shortfall of Sites	0.41	Single-Family Residential - High Density	Area Wide Planned Unit	RMH	M-30	17	30	9	Vacant
CONTRA COSTA COUNTY			096044007			3		Shortfall of Sites	0.16	Single-Family Residential - High Density	Area Wide Planned Unit	RMH	M-30	17	30	3	Vacant
CONTRA COSTA COUNTY			096050011	10	10			Shortfall of Sites	0.80	Single-Family Residential - High Density	Area Wide Planned Unit	RMH	M-30	17	30	20	Vacant
CONTRA COSTA COUNTY			096050012				1	Shortfall of Sites	0.15	Single-Family Residential - High Density	Area Wide Planned Unit	RMH	M-30	17	30	1	Vacant
CONTRA COSTA COUNTY			096050013			3		Shortfall of Sites	0.15	Single-Family Residential - High Density	Area Wide Planned Unit	RMH	M-30	17	30	3	Vacant
CONTRA COSTA COUNTY			096050014			3		Shortfall of Sites	0.16	Single-Family Residential - High Density	Area Wide Planned Unit	RMH	M-30	17	30	3	Vacant
CONTRA COSTA COUNTY			096050016				15	Shortfall of Sites	2.96	Single Family Residential	H-I, -X	RMH	M-30	17	30	15	Vacant
CONTRA COSTA COUNTY			098052053				1	Shortfall of Sites	0.12	Single-Family Residential - High Density	Area Wide Planned Unit	RM	M-30	7	17	1	Vacant
CONTRA COSTA COUNTY			098180005				21	Shortfall of Sites	1.46	Single-Family Residential - Medium Density	Area Wide Planned Unit	RM	M-30	7	17	21	Vacant
CONTRA COSTA COUNTY			098180041				11	Shortfall of Sites	0.76	Single-Family Residential - Medium Density	Area Wide Planned Unit	RM	M-30	7	17	11	Vacant
CONTRA COSTA COUNTY			098180043				11	Shortfall of Sites	0.82	Single-Family Residential - Medium Density	Area Wide Planned Unit	RM	M-30	7	17	11	Vacant
CONTRA COSTA COUNTY			098230023				8	Shortfall of Sites	0.61	Single-Family Residential - High Density	Area Wide Planned Unit	RM	M-30	7	17	8	Vacant
CONTRA COSTA COUNTY			098250013	250	250			Shortfall of Sites	256.18	MM	Area Wide Planned Unit	RMH	M-30	17	30	500	Vacant
CONTRA COSTA COUNTY			125071011			5		Shortfall of Sites	0.23	Multiple-Family Residential - Medium Density	Planned Unit	RMH	M-30	17	30	5	Vacant
CONTRA COSTA COUNTY			125071012			6		Shortfall of Sites	0.27	Multiple-Family Residential - Medium Density	Multiple Family Residential	RMH	M-30	17	30	6	Vacant
CONTRA COSTA COUNTY			125130018	25	25			Shortfall of Sites	0.79	Public and Semi-Public	Retail Business	MU*	M-125	30	75	50	Non-Vacant
CONTRA COSTA COUNTY			125130020	5	6			Shortfall of Sites	0.19	Commercial	Retail Business	MU*	M-125	30	75	11	Non-Vacant
CONTRA COSTA COUNTY			125140005			28		Shortfall of Sites	0.47	Office	Limited Office	MU*	M-125	30	75	28	Vacant
CONTRA COSTA COUNTY			125155021			12		Shortfall of Sites	0.21	Office	Single Family Residential	MU*	M-125	30	75	12	Vacant
CONTRA COSTA COUNTY			148221033	72	72	48		Shortfall of Sites	1.81	Pleasant Hill BART Mixed Use	Area Wide Planned Unit	MU*	M-125	75	125	192	Non-Vacant
CONTRA COSTA COUNTY			148350009	10	11			Shortfall of Sites	0.45	SL	R-15	RH	M-60	30	60	21	Non-Vacant
CONTRA COSTA COUNTY			148350010	12	12			Shortfall of Sites	0.48	SL	R-15	RH	M-60	30	60	24	Non-Vacant
CONTRA COSTA COUNTY			148350011	25	25			Shortfall of Sites	1.01	SL	R-15	RH	M-60	30	60	50	Non-Vacant
CONTRA COSTA COUNTY			148350020	44	45			Shortfall of Sites	1.79	SL	R-15	RH	M-60	30	60	89	Non-Vacant
CONTRA COSTA COUNTY			159210004	1	0	5.0	44.0	Shortfall of Sites	0.26	Commercial	Multiple Family Residential	MU	M-125	30	75	50	Vacant
CONTRA COSTA COUNTY			159210039	1	0	5.0	44.0	Shortfall of Sites	1.05	Commercial	Retail Business	MU	M-125	30	75	50	Non-Vacant
CONTRA COSTA COUNTY			159210042	3	2	18.0	102.0	Shortfall of Sites	4.33	Commercial	Retail Business	MU	M-125	30	75	125	Non-Vacant
CONTRA COSTA COUNTY			159210043	1	0	5.0	44.0	Shortfall of Sites	0.87	Commercial	Retail Business	MU	M-125	30	75	50	Non-Vacant
CONTRA COSTA COUNTY			159240005				8	Shortfall of Sites	10.00	Light Industry	Single Family Residential	RVL	A-10	0	1	8	Vacant
CONTRA COSTA COUNTY			166030001				1	Shortfall of Sites	1.00	Single-Family Residential - Low Density	Single Family Residential	RL	R-40	1	3	2	Non-Vacant
CONTRA COSTA COUNTY			166030002				6	Shortfall of Sites	2.12	Single-Family Residential - Low Density	Single Family Residential	RL	R-40	1	3	6	Non-Vacant
CONTRA COSTA COUNTY			172040025			29		Shortfall of Sites	0.30	Single-Family Residential - Medium Density	Single Family Residential	MU*	M-125	75	125	29	Vacant
CONTRA COSTA COUNTY			172040026			29		Shortfall of Sites	0.29	Single-Family Residential - Medium Density	Single Family Residential	MU*	M-125	75	125	29	Vacant
CONTRA COSTA COUNTY			172040034			34		Shortfall of Sites	0.35	Single-Family Residential - Medium Density	Single Family Residential	MU*	M-125	75	125	34	Vacant
CONTRA COSTA COUNTY			172040035			12		Shortfall of Sites	0.13	Single-Family Residential - Medium Density	Single Family Residential	MU*	M-125	75	125	12	Vacant
CONTRA COSTA COUNTY			172080007				200	Shortfall of Sites	17.21	Single Family Residential	A-2	RM	M-30	7	17	200	Non-Vacant
CONTRA COSTA COUNTY			172120002	17	18			Shortfall of Sites	0.35	Multiple-Family Residential - High Density	Single Family Residential	RVH	M-125	70	125	35	Non-Vacant
CONTRA COSTA COUNTY			172120003	17	18			Shortfall of Sites	0.35	Multiple-Family Residential - High Density	Single Family Residential	RVH	M-125	70	125	35	Non-Vacant
CONTRA COSTA COUNTY			172120004	17	18			Shortfall of Sites	0.34	Multiple-Family Residential - High Density	Single Family Residential	RVH	M-125	70	125	35	Non-Vacant
CONTRA COSTA COUNTY			172120005	17	18			Shortfall of Sites	0.35	Multiple-Family Residential - High Density	Single Family Residential	RVH	M-125	70	125	35	Non-Vacant
CONTRA COSTA COUNTY			172120006	18	18			Shortfall of Sites	0.35	Multiple-Family Residential - High Density	Single Family Residential	RVH	M-125	70	125	36	Non-Vacant
CONTRA COSTA COUNTY			172120007	18	18			Shortfall of Sites	0.35	Multiple-Family Residential - High Density	Single Family Residential	RVH	M-125	70	125	36	Non-Vacant
CONTRA COSTA COUNTY			172120008	18	18			Shortfall of Sites	0.35	Multiple-Family Residential - High Density	Single Family Residential	RVH	M-125	70	125	36	Non-Vacant
CONTRA COSTA COUNTY			172120009	18	18			Shortfall of Sites	0.35	Multiple-Family Residential - High Density	Single Family Residential	RVH	M-125	70	125	36	Non-Vacant
CONTRA COSTA COUNTY			172120010	18	18			Shortfall of Sites	0.35	Multiple-Family Residential - High Density	Single Family Residential	RVH	M-125	70	125	36	Non-Vacant
CONTRA COSTA COUNTY			172120011	17	18			Shortfall of Sites	0.35	Multiple-Family Residential - High Density	Single Family Residential	RVH	M-125	70	125	35	Non-Vacant



**Table B: Candidate Sites Identified to be Rezoned to Accommodate Shortfall Housing Need**

Jurisdiction Name	Site Address/Intersection	5 Digit ZIP Code	Assessor Parcel Number	Very Low-Income	Low-Income	Moderate-Income	Above Moderate-Income	Type of Shortfall	Parcel Size (Acres)	Current General Plan Designation	Current Zoning	Proposed General Plan (GP) Designation	Proposed Zoning	Minimum Density Allowed	Maximum Density Allowed	Total Capacity	Vacant/ Nonvacant
CONTRA COSTA COUNTY			172120012	17	17			Shortfall of Sites	0.34	Multiple-Family Residential - High Density	Single Family Residential	RVH	M-125	70	125	34	Non-Vacant
CONTRA COSTA COUNTY			172120013	17	18			Shortfall of Sites	0.34	Multiple-Family Residential - High Density	Single Family Residential	RVH	M-125	70	125	35	Non-Vacant
CONTRA COSTA COUNTY			172120025	17	17			Shortfall of Sites	0.33	Multiple-Family Residential - High Density	Single Family Residential	RVH	M-125	70	125	34	Non-Vacant
CONTRA COSTA COUNTY			172120027	18	19			Shortfall of Sites	0.36	Multiple-Family Residential - High Density	Single Family Residential	RVH	M-125	70	125	37	Non-Vacant
CONTRA COSTA COUNTY			172120028	19	19			Shortfall of Sites	0.37	Multiple-Family Residential - High Density	Single Family Residential	RVH	M-125	70	125	38	Non-Vacant
CONTRA COSTA COUNTY			172120051	17	17			Shortfall of Sites	0.34	Multiple-Family Residential - High Density	Single Family Residential	RVH	M-125	70	125	34	Non-Vacant
CONTRA COSTA COUNTY			172120052	17	18			Shortfall of Sites	0.35	Multiple-Family Residential - High Density	Single Family Residential	RVH	M-125	70	125	35	Non-Vacant
CONTRA COSTA COUNTY			172150012				154	Shortfall of Sites	13.47	Single Family Residential	A-2	RM	M-30	7	17	154	Non-Vacant
CONTRA COSTA COUNTY			191062022				21	Shortfall of Sites	1.64	Single-Family Residential - Low Density	Single Family Residential	RM	M-30	7	17	21	Non-Vacant
CONTRA COSTA COUNTY			191080001				15	Shortfall of Sites	1.18	Single-Family Residential - Low Density	Single Family Residential	RM	M-30	7	17	15	Non-Vacant
CONTRA COSTA COUNTY			191093043			13	82	Shortfall of Sites	1.50	Commercial	Retail Business	MU*	M-125	30	75	95	Non-Vacant
CONTRA COSTA COUNTY			191093044			6	35	Shortfall of Sites	0.65	Commercial	Retail Business	MU*	M-125	30	75	41	Non-Vacant
CONTRA COSTA COUNTY			193070021	10	0			Shortfall of Sites	7.74	Public and Semi-Public	R-20	PS	M-60	30	60	10	Non-Vacant
CONTRA COSTA COUNTY			197010013	3	2			Shortfall of Sites	0.23	Multiple-Family Residential - Medium Density	Multiple Family Residential	RMH	M-30	17	30	5	Non-Vacant
CONTRA COSTA COUNTY			197010014	3	3			Shortfall of Sites	0.24	Multiple-Family Residential - Medium Density	Multiple Family Residential	RMH	M-30	17	30	6	Non-Vacant
CONTRA COSTA COUNTY			197010016	3	3			Shortfall of Sites	0.24	Multiple-Family Residential - Medium Density	Multiple Family Residential	RMH	M-30	17	30	6	Non-Vacant
CONTRA COSTA COUNTY			197030001				7	Shortfall of Sites	0.61	Single-Family Residential - Low Density	Single Family Residential	RM	M-30	7	17	7	Non-Vacant
CONTRA COSTA COUNTY			197030026	30	30			Shortfall of Sites	5.68	Single-Family Residential - Low Density	Single-Family Residential - High Density	RMH	M-30	17	30	60	Non-Vacant
CONTRA COSTA COUNTY			197030027	10	10			Shortfall of Sites	0.61	Single-Family Residential - Low Density	Single-Family Residential - High Density	RMH	M-30	17	30	20	Non-Vacant
CONTRA COSTA COUNTY			197040011				7	Shortfall of Sites	0.55	Single-Family Residential - Low Density	Single Family Residential	RM	M-30	7	17	7	Non-Vacant
CONTRA COSTA COUNTY			197040012				48	Shortfall of Sites	3.64	Single-Family Residential - Low Density	Single Family Residential	RM	M-30	7	17	48	Non-Vacant
CONTRA COSTA COUNTY			354072003				1	Shortfall of Sites	0.16	Commercial	Retail Business	MU*	M-30	0	30	1	Vacant
CONTRA COSTA COUNTY			354094009				1	Shortfall of Sites	0.09	Commercial	Retail Business	MU*	M-30	0	30	1	Vacant
CONTRA COSTA COUNTY			354173009			2		Shortfall of Sites	0.12	Single-Family Residential - High Density	Single Family Residential	RMH	M-30	17	30	2	Vacant
CONTRA COSTA COUNTY			354173010			2		Shortfall of Sites	0.12	Single-Family Residential - High Density	Single Family Residential	RMH	M-30	17	30	2	Vacant
CONTRA COSTA COUNTY			354177007			2		Shortfall of Sites	0.12	Single-Family Residential - High Density	Single Family Residential	RMH	M-30	17	30	2	Vacant
CONTRA COSTA COUNTY			357042016			8		Shortfall of Sites	0.14	Downtown/Waterfront Rodeo Mixed Use	Area Wide Planned Unit	MU*	M-125	30	75	8	Vacant
CONTRA COSTA COUNTY			357052002			8		Shortfall of Sites	0.14	Downtown/Waterfront Rodeo Mixed Use	Area Wide Planned Unit	MU*	M-125	30	75	8	Vacant
CONTRA COSTA COUNTY			357081003			15		Shortfall of Sites	0.26	Downtown/Waterfront Rodeo Mixed Use	Area Wide Planned Unit	MU*	M-125	30	75	15	Vacant
CONTRA COSTA COUNTY			357101002			7		Shortfall of Sites	0.13	Commercial	Area Wide Planned Unit	MU*	M-125	30	75	7	Vacant
CONTRA COSTA COUNTY			357111010			9		Shortfall of Sites	0.16	Commercial	Area Wide Planned Unit	MU*	M-125	30	75	9	Vacant
CONTRA COSTA COUNTY			357120002	20	21			Shortfall of Sites	0.65	Commercial	Area Wide Planned Unit	MU*	M-125	30	75	41	Non-Vacant
CONTRA COSTA COUNTY			357120003	25	25			Shortfall of Sites	0.79	Commercial	Area Wide Planned Unit	MU*	M-125	30	75	50	Non-Vacant
CONTRA COSTA COUNTY			357140010			7		Shortfall of Sites	0.12	Parker Avenue Mixed Use	Area Wide Planned Unit	MU*	M-125	30	75	7	Vacant
CONTRA COSTA COUNTY			357140016			6		Shortfall of Sites	0.12	Parker Avenue Mixed Use	Area Wide Planned Unit	MU*	M-125	30	75	6	Vacant
CONTRA COSTA COUNTY			357140045			2		Shortfall of Sites	0.07	Parker Avenue Mixed Use	Area Wide Planned Unit	MU*	M-125	30	75	2	Vacant
CONTRA COSTA COUNTY			357161001	6	7			Shortfall of Sites	0.22	Downtown/Waterfront Rodeo Mixed Use	Area Wide Planned Unit	MU*	M-125	30	75	13	Vacant
CONTRA COSTA COUNTY			357161002	5	5			Shortfall of Sites	0.17	Downtown/Waterfront Rodeo Mixed Use	Area Wide Planned Unit	MU*	M-125	30	75	10	Vacant
CONTRA COSTA COUNTY			357161013	28	29			Shortfall of Sites	0.90	Downtown/Waterfront Rodeo Mixed Use	Area Wide Planned Unit	MU*	M-125	30	75	57	Vacant
CONTRA COSTA COUNTY			357161006			3		Shortfall of Sites	0.11	Downtown/Waterfront Rodeo Mixed Use	Area Wide Planned Unit	MU*	M-125	30	75	3	Vacant
CONTRA COSTA COUNTY			357171002			3		Shortfall of Sites	0.10	Downtown/Waterfront Rodeo Mixed Use	Area Wide Planned Unit	MU*	M-125	30	75	3	Vacant
CONTRA COSTA COUNTY			357171008	7	7			Shortfall of Sites	0.23	Downtown/Waterfront Rodeo Mixed Use	Area Wide Planned Unit	MU*	M-125	30	75	14	Non-Vacant
CONTRA COSTA COUNTY			357171019	3	4			Shortfall of Sites	0.11	Downtown/Waterfront Rodeo Mixed Use	Area Wide Planned Unit	MU*	M-125	30	75	7	Non-Vacant
CONTRA COSTA COUNTY			357171020	1	1			Shortfall of Sites	0.04	Downtown/Waterfront Rodeo Mixed Use	Area Wide Planned Unit	MU*	M-125	30	75	2	Vacant
CONTRA COSTA COUNTY			357171010	13	13			Shortfall of Sites	0.42	Downtown/Waterfront Rodeo Mixed Use	Area Wide Planned Unit	MU*	M-125	30	75	26	Vacant
CONTRA COSTA COUNTY			357194001				10	Shortfall of Sites	0.74	Single-Family Residential - High Density	Area Wide Planned Unit	RM	M-30	7	17	10	Vacant
CONTRA COSTA COUNTY			357196012				2	Shortfall of Sites	0.15	Multiple-Family Residential - Low Density	Area Wide Planned Unit	RM	M-30	7	17	2	Vacant
CONTRA COSTA COUNTY			357371013				2	Shortfall of Sites	0.17	Single-Family Residential - High Density	Area Wide Planned Unit	RM	M-30	7	17	2	Vacant
CONTRA COSTA COUNTY			380120066				9	Shortfall of Sites	0.63	Single-Family Residential - High Density	Single Family Residential	RM	M-30	7	17	9	Vacant
CONTRA COSTA COUNTY			380194010			23		Shortfall of Sites	0.39	Multiple-Family Residential - High Density	Multiple Family Residential	MU*	M-125	30	75	23	Vacant
CONTRA COSTA COUNTY			380220066		1	2	21	Shortfall of Sites	0.75	Multiple-Family Residential - High Density	Multiple Family Residential	MU*	M-125	30	75	24	Vacant
CONTRA COSTA COUNTY			403020009	35	35			Shortfall of Sites	2.77	Public and Semi-Public	Area Wide Planned Unit	RMH	M-30	17	30	70	Vacant
CONTRA COSTA COUNTY			403020013	8	7			Shortfall of Sites	0.59	Public and Semi-Public	Area Wide Planned Unit	RMH	M-30	17	30	15	Vacant
CONTRA COSTA COUNTY			403482043	58	58			Shortfall of Sites	4.55	Public and Semi-Public	Single Family Residential	RMH	M-30	17	30	116	Vacant
CONTRA COSTA COUNTY			403030005			767		Shortfall of Sites	12.79	Montalvin Manor Mixed Use	Area Wide Planned Unit	MU*	M-125	30	75	767	Vacant
CONTRA COSTA COUNTY			403211024	40	41	26		Shortfall of Sites	1.69	Commercial	Area Wide Planned Unit	MU*	M-125	30	75	107	Vacant
CONTRA COSTA COUNTY			403211026	27	27	18		Shortfall of Sites	1.14	Commercial	Area Wide Planned Unit	MU*	M-125	30	75	72	Vacant
CONTRA COSTA COUNTY			403211027	87	87	57		Shortfall of Sites	3.63	Commercial	Area Wide Planned Unit	MU*	M-125	30	75	231	Non-Vacant
CONTRA COSTA COUNTY			405203018	9	9			Shortfall of Sites	0.73	Multiple-Family Residential - High Density	Retail Business	RMH	M-30	17	30	18	Vacant
CONTRA COSTA COUNTY			408160016	1	0			Shortfall of Sites	0.16	Single-Family Residential - High Density	Area Wide Planned Unit	RMH	M-30	17	30	1	Vacant
CONTRA COSTA COUNTY			409011012			1		Shortfall of Sites	0.06	Single-Family Residential - High Density	Area Wide Planned Unit	RMH	M-30	17	30	1	Vacant
CONTRA COSTA COUNTY			409021007			2		Shortfall of Sites	0.12	Single-Family Residential - High Density	Area Wide Planned Unit	RMH	M-30	17	30	2	Vacant
CONTRA COSTA COUNTY			409021008			1		Shortfall of Sites	0.06	Single-Family Residential - High Density	Area Wide Planned Unit	RMH	M-30	17	30	1	Vacant
CONTRA COSTA COUNTY			409021010			1		Shortfall of Sites	0.06	Single-Family Residential - High Density	Area Wide Planned Unit	RMH	M-30	17	30	1	Vacant
CONTRA COSTA COUNTY			409021027			1		Shortfall of Sites	0.06	Single-Family Residential - High Density	Area Wide Planned Unit	RMH	M-30	17	30	1	Vacant





**Table B: Candidate Sites Identified to be Rezoned to Accommodate Shortfall Housing Need**

Jurisdiction Name	Site Address/Intersection	5 Digit ZIP Code	Assessor Parcel Number	Very Low-Income	Low-Income	Moderate-Income	Above Moderate-Income	Type of Shortfall	Parcel Size (Acres)	Current General Plan Designation	Current Zoning	Proposed General Plan (GP) Designation	Proposed Zoning	Minimum Density Allowed	Maximum Density Allowed	Total Capacity	Vacant/ Nonvacant
CONTRA COSTA COUNTY			409172027			1		Shortfall of Sites	0.06	Single-Family Residential - High Density	Area Wide Planned Unit	RMH	M-30	17	30	1	Vacant
CONTRA COSTA COUNTY			409172028			1		Shortfall of Sites	0.06	Single-Family Residential - High Density	Area Wide Planned Unit	RMH	M-30	17	30	1	Vacant
CONTRA COSTA COUNTY			409181008			2		Shortfall of Sites	0.12	Single-Family Residential - High Density	Area Wide Planned Unit	RMH	M-30	17	30	2	Vacant
CONTRA COSTA COUNTY			409182002	1	1			Shortfall of Sites	0.26	Single-Family Residential - High Density	Area Wide Planned Unit	MU*	M-125	30	75	2	Non-Vacant
CONTRA COSTA COUNTY			409182020			1		Shortfall of Sites	0.07	Single-Family Residential - High Density	Area Wide Planned Unit	RMH	M-30	17	30	1	Vacant
CONTRA COSTA COUNTY			409182023			2		Shortfall of Sites	0.07	Single-Family Residential - High Density	Area Wide Planned Unit	MU*	M-125	30	75	2	Vacant
CONTRA COSTA COUNTY			409182024			1		Shortfall of Sites	0.06	Single-Family Residential - High Density	Area Wide Planned Unit	MU*	M-125	30	75	1	Vacant
CONTRA COSTA COUNTY			409191001	2	2			Shortfall of Sites	0.35	Single-Family Residential - High Density	Area Wide Planned Unit	MU*	M-125	30	75	4	Non-Vacant
CONTRA COSTA COUNTY			409191009	1	1			Shortfall of Sites	0.23	Single-Family Residential - High Density	Area Wide Planned Unit	MU*	M-125	30	75	2	Non-Vacant
CONTRA COSTA COUNTY			409191013	1	0			Shortfall of Sites	0.17	Single-Family Residential - High Density	Area Wide Planned Unit	MU*	M-125	30	75	1	Non-Vacant
CONTRA COSTA COUNTY			409192001			7		Shortfall of Sites	0.12	Single-Family Residential - High Density	Area Wide Planned Unit	MU*	M-125	30	75	7	Vacant
CONTRA COSTA COUNTY			409200009			1		Shortfall of Sites	0.06	Single-Family Residential - High Density	Area Wide Planned Unit	RMH	M-30	17	30	1	Vacant
CONTRA COSTA COUNTY			409200015			1		Shortfall of Sites	0.06	Single-Family Residential - High Density	Area Wide Planned Unit	RMH	M-30	17	30	1	Vacant
CONTRA COSTA COUNTY			409200016	1	1			Shortfall of Sites	0.17	Single-Family Residential - High Density	Area Wide Planned Unit	RMH	M-30	17	30	2	Non-Vacant
CONTRA COSTA COUNTY			409200024			1		Shortfall of Sites	0.06	Single-Family Residential - High Density	Area Wide Planned Unit	RMH	M-30	17	30	1	Vacant
CONTRA COSTA COUNTY			409200025			1		Shortfall of Sites	0.06	Single-Family Residential - High Density	Area Wide Planned Unit	RMH	M-30	17	30	1	Vacant
CONTRA COSTA COUNTY			409210011	3	3			Shortfall of Sites	0.53	Multiple-Family Residential - Low Density	Area Wide Planned Unit	RMH	M-30	17	30	6	Vacant
CONTRA COSTA COUNTY			409210020	4	4			Shortfall of Sites	0.67	Multiple-Family Residential - Low Density	Area Wide Planned Unit	RMH	M-30	17	30	8	Vacant
CONTRA COSTA COUNTY			409210021	8	8			Shortfall of Sites	1.37	Multiple-Family Residential - Low Density	Area Wide Planned Unit	RMH	M-30	17	30	16	Vacant
CONTRA COSTA COUNTY			409210022	16	15			Shortfall of Sites	2.16	Multiple-Family Residential - Low Density	Area Wide Planned Unit	RMH	M-30	17	30	31	Vacant
CONTRA COSTA COUNTY			409210023	38	39			Shortfall of Sites	3.03	Multiple-Family Residential - Low Density	Area Wide Planned Unit	RMH	M-30	17	30	77	Non-Vacant
CONTRA COSTA COUNTY			409210024	16	16			Shortfall of Sites	1.28	Multiple-Family Residential - Low Density	Area Wide Planned Unit	RMH	M-30	17	30	32	Vacant
CONTRA COSTA COUNTY			409210025	9	8			Shortfall of Sites	0.70	Multiple-Family Residential - Low Density	Area Wide Planned Unit	RMH	M-30	17	30	17	Vacant
CONTRA COSTA COUNTY			409210026	20	20			Shortfall of Sites	1.60	Multiple-Family Residential - Low Density	Area Wide Planned Unit	RMH	M-30	17	30	40	Vacant
CONTRA COSTA COUNTY			409220006			1		Shortfall of Sites	0.06	Single-Family Residential - High Density	Area Wide Planned Unit	RMH	M-30	17	30	1	Vacant
CONTRA COSTA COUNTY			409220007			1		Shortfall of Sites	0.06	Single-Family Residential - High Density	Area Wide Planned Unit	RMH	M-30	17	30	1	Vacant
CONTRA COSTA COUNTY			409220008			1		Shortfall of Sites	0.06	Single-Family Residential - High Density	Area Wide Planned Unit	RMH	M-30	17	30	1	Vacant
CONTRA COSTA COUNTY			409230015			2		Shortfall of Sites	0.07	Single-Family Residential - High Density	Area Wide Planned Unit	MU*	M-125	30	75	2	Vacant
CONTRA COSTA COUNTY			409240017			9		Shortfall of Sites	0.15	Single-Family Residential - High Density	Area Wide Planned Unit	MU*	M-125	30	75	9	Vacant
CONTRA COSTA COUNTY			409240019			2		Shortfall of Sites	0.08	Single-Family Residential - High Density	Area Wide Planned Unit	MU*	M-125	30	75	2	Vacant
CONTRA COSTA COUNTY			409240029			1		Shortfall of Sites	0.06	Single-Family Residential - High Density	Area Wide Planned Unit	RMH	M-30	17	30	1	Vacant
CONTRA COSTA COUNTY			409240030			1		Shortfall of Sites	0.06	Single-Family Residential - High Density	Area Wide Planned Unit	RMH	M-30	17	30	1	Vacant
CONTRA COSTA COUNTY			409251019			1		Shortfall of Sites	0.06	Single-Family Residential - High Density	Area Wide Planned Unit	RMH	M-30	17	30	1	Vacant
CONTRA COSTA COUNTY			409251020			1		Shortfall of Sites	0.06	Single-Family Residential - High Density	Area Wide Planned Unit	RMH	M-30	17	30	1	Vacant
CONTRA COSTA COUNTY			409251021			4		Shortfall of Sites	0.17	Single-Family Residential - High Density	Area Wide Planned Unit	RMH	M-30	17	30	4	Vacant
CONTRA COSTA COUNTY			409251022	1	1			Shortfall of Sites	0.17	Single-Family Residential - High Density	Area Wide Planned Unit	RMH	M-30	17	30	2	Non-Vacant
CONTRA COSTA COUNTY			409252008	1	1			Shortfall of Sites	0.19	Single-Family Residential - High Density	Area Wide Planned Unit	RMH	M-30	17	30	2	Non-Vacant
CONTRA COSTA COUNTY			409261009			1		Shortfall of Sites	0.06	Single-Family Residential - High Density	Area Wide Planned Unit	MU*	M-125	30	75	1	Vacant
CONTRA COSTA COUNTY			409261012			1		Shortfall of Sites	0.06	Single-Family Residential - High Density	Area Wide Planned Unit	MU*	M-125	30	75	1	Vacant
CONTRA COSTA COUNTY			409261013			7		Shortfall of Sites	0.12	Single-Family Residential - High Density	Area Wide Planned Unit	MU*	M-125	30	75	7	Vacant
CONTRA COSTA COUNTY			409261015			1		Shortfall of Sites	0.06	Single-Family Residential - High Density	Area Wide Planned Unit	RMH	M-30	17	30	1	Vacant
CONTRA COSTA COUNTY			409261016			1		Shortfall of Sites	0.06	Single-Family Residential - High Density	Area Wide Planned Unit	RMH	M-30	17	30	1	Vacant
CONTRA COSTA COUNTY			409271005			1		Shortfall of Sites	0.06	Single-Family Residential - High Density	Area Wide Planned Unit	RMH	M-30	17	30	1	Vacant
CONTRA COSTA COUNTY			409271007			1		Shortfall of Sites	0.06	Single-Family Residential - High Density	Area Wide Planned Unit	RMH	M-30	17	30	1	Vacant
CONTRA COSTA COUNTY			409271011			2		Shortfall of Sites	0.12	Single-Family Residential - High Density	Area Wide Planned Unit	MU*	M-125	30	75	2	Vacant
CONTRA COSTA COUNTY			409271021			2		Shortfall of Sites	0.09	Single-Family Residential - High Density	Area Wide Planned Unit	RMH	M-30	17	30	2	Vacant
CONTRA COSTA COUNTY			409271025			1		Shortfall of Sites	0.07	Single-Family Residential - High Density	Area Wide Planned Unit	RMH	M-30	17	30	1	Vacant
CONTRA COSTA COUNTY			409272007			1		Shortfall of Sites	0.06	Single-Family Residential - High Density	Area Wide Planned Unit	RMH	M-30	17	30	1	Vacant
CONTRA COSTA COUNTY			409272009	4	3			Shortfall of Sites	0.23	Single-Family Residential - High Density	Area Wide Planned Unit	RMH	M-30	17	30	7	Non-Vacant
CONTRA COSTA COUNTY			409272010			1		Shortfall of Sites	0.04	Single-Family Residential - High Density	Area Wide Planned Unit	RMH	M-30	17	30	1	Vacant
CONTRA COSTA COUNTY			409281001	2	2			Shortfall of Sites	0.40	Single-Family Residential - High Density	Area Wide Planned Unit	RMH	M-30	17	30	4	Non-Vacant
CONTRA COSTA COUNTY			409281011			6		Shortfall of Sites	0.12	Single-Family Residential - High Density	Area Wide Planned Unit	MU*	M-125	30	75	6	Vacant
CONTRA COSTA COUNTY			409281014			1		Shortfall of Sites	0.06	Single-Family Residential - High Density	Area Wide Planned Unit	RMH	M-30	17	30	1	Vacant
CONTRA COSTA COUNTY			409282005	2	2			Shortfall of Sites	0.34	Single-Family Residential - High Density	Area Wide Planned Unit	RMH	M-30	17	30	4	Non-Vacant
CONTRA COSTA COUNTY			409282006			6		Shortfall of Sites	0.12	Single-Family Residential - High Density	Area Wide Planned Unit	MU*	M-125	30	75	6	Vacant
CONTRA COSTA COUNTY			409282019	1	1			Shortfall of Sites	0.17	Single-Family Residential - High Density	Area Wide Planned Unit	MU*	M-125	30	75	2	Non-Vacant
CONTRA COSTA COUNTY			409291008			2		Shortfall of Sites	0.11	Single-Family Residential - High Density	Area Wide Planned Unit	RMH	M-30	17	30	2	Vacant
CONTRA COSTA COUNTY			409291009	1	1			Shortfall of Sites	0.17	Single-Family Residential - High Density	Area Wide Planned Unit	RMH	M-30	17	30	2	Non-Vacant
CONTRA COSTA COUNTY			409292001	7	6			Shortfall of Sites	0.61	Single-Family Residential - High Density	Area Wide Planned Unit	RMH	M-30	17	30	13	Non-Vacant
CONTRA COSTA COUNTY			420010001	5	4			Shortfall of Sites	0.39	Commercial	Area Wide Planned Unit	MU*	M-30	0	30	9	Non-Vacant
CONTRA COSTA COUNTY			420010002	15	15			Shortfall of Sites	1.19	Commercial	Area Wide Planned Unit	MU*	M-30	0	30	30	Non-Vacant
CONTRA COSTA COUNTY			420090029			44		Shortfall of Sites	3.07	Single-Family Residential - High Density	Single Family Residential	RM	M-30	7	17	44	Vacant
CONTRA COSTA COUNTY			420140003	27	27			Shortfall of Sites	2.12	Commercial	Retail Business	MU*	M-30	0	30	54	Vacant
CONTRA COSTA COUNTY			420150030	5	4			Shortfall of Sites	0.45	San Pablo Dam Road Mixed Use	Area Wide Planned Unit	MU*	M-30	0	30	9	Vacant
CONTRA COSTA COUNTY			420150033		18			Shortfall of Sites	0.93	San Pablo Dam Road Mixed Use	Area Wide Planned Unit	MU*	M-30	0	30	18	Vacant



**Table B: Candidate Sites Identified to be Rezoned to Accommodate Shortfall Housing Need**

Jurisdiction Name	Site Address/Intersection	5 Digit ZIP Code	Assessor Parcel Number	Very Low-Income	Low-Income	Moderate-Income	Above Moderate-Income	Type of Shortfall	Parcel Size (Acres)	Current General Plan Designation	Current Zoning	Proposed General Plan (GP) Designation	Proposed Zoning	Minimum Density Allowed	Maximum Density Allowed	Total Capacity	Vacant/ Nonvacant
CONTRA COSTA COUNTY			420184015	27	27			Shortfall of Sites	2.78	San Pablo Dam Road Mixed Use	Area Wide Planned Unit	MU*	M-30	0	30	54	Vacant
CONTRA COSTA COUNTY			420192018				2	Shortfall of Sites	0.39	Single-Family Residential - High Density	Retail Business	RLM	R-10	3	7	2	Vacant
CONTRA COSTA COUNTY			420192037	10	9			Shortfall of Sites	0.76	San Pablo Dam Road Mixed Use	Area Wide Planned Unit	MU*	M-30	0	30	19	Vacant
CONTRA COSTA COUNTY			420192042			4		Shortfall of Sites	0.19	San Pablo Dam Road Mixed Use	Area Wide Planned Unit	MU*	M-30	0	30	4	Vacant
CONTRA COSTA COUNTY			420192043	5	6			Shortfall of Sites	0.47	San Pablo Dam Road Mixed Use	Area Wide Planned Unit	MU*	M-30	0	30	11	Vacant
CONTRA COSTA COUNTY			425023011				42	Shortfall of Sites	2.94	Single-Family Residential - High Density	Single Family Residential	RM	M-30	7	17	42	Vacant
CONTRA COSTA COUNTY			425040016				52	Shortfall of Sites	3.64	Single-Family Residential - High Density	Single Family Residential	RM	M-30	7	17	52	Vacant
CONTRA COSTA COUNTY			425040024				33	Shortfall of Sites	2.33	Single-Family Residential - High Density	Single Family Residential	RM	M-30	7	17	33	Vacant
CONTRA COSTA COUNTY			425061012				66	Shortfall of Sites	4.57	Single-Family Residential - High Density	Single Family Residential	RM	M-30	7	17	66	Vacant
CONTRA COSTA COUNTY			425061032				1	Shortfall of Sites	0.20	Single-Family Residential - High Density	Single Family Residential	RM	M-30	7	17	1	Vacant
CONTRA COSTA COUNTY			425061033				1	Shortfall of Sites	0.19	Single-Family Residential - High Density	Single Family Residential	RM	M-30	7	17	1	Vacant
CONTRA COSTA COUNTY			425061034				1	Shortfall of Sites	0.17	Single-Family Residential - High Density	Single Family Residential	RM	M-30	7	17	1	Vacant
CONTRA COSTA COUNTY			425072024				7	Shortfall of Sites	0.49	Single-Family Residential - High Density	Single Family Residential	RM	M-30	7	17	7	Vacant
CONTRA COSTA COUNTY			425100054				4	Shortfall of Sites	0.30	Appian Way General Mixed Use	Area Wide Planned Unit	MU*	M-30	0	30	4	Vacant
CONTRA COSTA COUNTY			425100056	7	7			Shortfall of Sites	0.56	Appian Way General Mixed Use	Area Wide Planned Unit	MU*	M-30	0	30	14	Vacant
CONTRA COSTA COUNTY			425142015				5	Shortfall of Sites	0.41	Single-Family Residential - High Density	Area Wide Planned Unit	RM	M-30	7	17	5	Vacant
CONTRA COSTA COUNTY			425160015				9	Shortfall of Sites	0.40	Open Space	Single Family Residential	MU*	M-30	0	30	9	Vacant
CONTRA COSTA COUNTY			425170030	10	9			Shortfall of Sites	0.77	Commercial	Area Wide Planned Unit	MU*	M-30	0	30	19	Vacant
CONTRA COSTA COUNTY			425200006	39	40			Shortfall of Sites	3.12	Multiple-Family Residential - Low Density	Planned Unit	MU*	M-30	0	30	79	Vacant
CONTRA COSTA COUNTY			425230035	23	24			Shortfall of Sites	1.94	Appian Way General Mixed Use	Planned Unit	MU*	M-30	0	30	47	Non-Vacant
CONTRA COSTA COUNTY			425210037	11	11			Shortfall of Sites	0.90	Appian Way General Mixed Use	Area Wide Planned Unit	MU*	M-30	0	30	22	Non-Vacant
CONTRA COSTA COUNTY			425210039	12	11			Shortfall of Sites	0.91	Appian Way General Mixed Use	Area Wide Planned Unit	MU*	M-30	0	30	23	Vacant
CONTRA COSTA COUNTY			425210042	12	11			Shortfall of Sites	0.91	Appian Way General Mixed Use	Area Wide Planned Unit	MU*	M-30	0	30	23	Vacant
CONTRA COSTA COUNTY			425210044				2	Shortfall of Sites	0.33	Multiple-Family Residential - Low Density	Area Wide Planned Unit	MU*	M-30	0	30	2	Vacant
CONTRA COSTA COUNTY			425210045				2	Shortfall of Sites	1.30	Multiple-Family Residential - Low Density	Area Wide Planned Unit	MU*	M-30	0	30	2	Vacant
CONTRA COSTA COUNTY			425230017	11	11			Shortfall of Sites	0.89	Appian Way General Mixed Use	Planned Unit	MU*	M-30	0	30	22	Non-Vacant
CONTRA COSTA COUNTY			425230036	6	5			Shortfall of Sites	0.47	Appian Way General Mixed Use	Planned Unit	MU*	M-30	0	30	11	Non-Vacant
CONTRA COSTA COUNTY			425230037	6	5			Shortfall of Sites	0.45	Appian Way General Mixed Use	Planned Unit	MU*	M-30	0	30	11	Non-Vacant
CONTRA COSTA COUNTY			425230038	12	11			Shortfall of Sites	0.91	Appian Way General Mixed Use	Planned Unit	MU*	M-30	0	30	23	Non-Vacant
CONTRA COSTA COUNTY			425240041	21	21			Shortfall of Sites	1.68	Appian Way General Mixed Use	Area Wide Planned Unit	MU*	M-30	0	30	42	Vacant
CONTRA COSTA COUNTY			425251006				2	Shortfall of Sites	0.09	Commercial	Area Wide Planned Unit	MU*	M-30	0	30	2	Vacant
CONTRA COSTA COUNTY			425252045				4	Shortfall of Sites	0.30	Triangle Area Mixed Use	Area Wide Planned Unit	MU*	M-30	0	30	4	Vacant
CONTRA COSTA COUNTY			425252048				1	Shortfall of Sites	0.12	Triangle Area Mixed Use	Area Wide Planned Unit	MU*	M-30	0	30	1	Vacant
CONTRA COSTA COUNTY			425252064	10	10			Shortfall of Sites	1.33	Triangle Area Mixed Use	Area Wide Planned Unit	MU*	M-30	0	30	20	Non-Vacant
CONTRA COSTA COUNTY			426070020				17	Shortfall of Sites	2.98	Public and Semi-Public	Single Family Residential	RLM	R-10	3	7	17	Vacant
CONTRA COSTA COUNTY			426261060	7	6			Shortfall of Sites	0.87	Triangle Area Mixed Use	Area Wide Planned Unit	MU*	M-30	0	30	13	Non-Vacant
CONTRA COSTA COUNTY			430012022				19	Shortfall of Sites	3.21	Single-Family Residential - Medium Density	Single Family Residential	RLM	R-10	3	7	19	Vacant
CONTRA COSTA COUNTY			430152062				2	Shortfall of Sites	0.16	Triangle Area Mixed Use	Area Wide Planned Unit	MU*	M-30	0	30	2	Vacant
CONTRA COSTA COUNTY			431010010				4	Shortfall of Sites	0.79	Single-Family Residential - High Density	Single Family Residential	RMH	M-30	17	30	4	Non-Vacant
CONTRA COSTA COUNTY			431010011				1	Shortfall of Sites	0.26	Single-Family Residential - High Density	Single Family Residential	RMH	M-30	17	30	1	Non-Vacant
CONTRA COSTA COUNTY			431020017				10	Shortfall of Sites	0.45	Multiple-Family Residential - Low Density	Multiple Family Residential	RMH	M-30	17	30	10	Vacant
CONTRA COSTA COUNTY			431070027				1	Shortfall of Sites	0.19	Open Space	Single Family Residential	RLM	R-10	3	7	1	Vacant
CONTRA COSTA COUNTY			433060014				16	Shortfall of Sites	1.55	Multiple-Family Residential - Low Density	Multiple Family Residential	MU*	M-30	0	30	16	Vacant
CONTRA COSTA COUNTY			435070008				1	Shortfall of Sites	0.16	Multiple-Family Residential - Low Density	Two Family Residential	RMH	M-30	17	30	1	Vacant
CONTRA COSTA COUNTY			435080005				23	Shortfall of Sites	0.99	Multiple-Family Residential - Low Density	Single Family Residential	RMH	M-30	17	30	23	Vacant
CONTRA COSTA COUNTY			435171006				1	Shortfall of Sites	0.45	Single-Family Residential - Medium Density	Single Family Residential	RLM	R-10	3	7	1	Vacant
CONTRA COSTA COUNTY			520032002	7	8			Shortfall of Sites	1.09	Public and Semi-Public	Single Family Residential	MU*	M-30	0	30	15	Non-Vacant
CONTRA COSTA COUNTY			520042013	2	3			Shortfall of Sites	0.96	Public and Semi-Public	Single Family Residential	MU*	M-30	0	30	5	Non-Vacant
CONTRA COSTA COUNTY			520050001	5	5			Shortfall of Sites	3.42	Public and Semi-Public	Single Family Residential	MU*	M-30	0	30	10	Non-Vacant
CONTRA COSTA COUNTY			520062001	2	3			Shortfall of Sites	1.59	Public and Semi-Public	Single Family Residential	MU*	M-30	0	30	5	Non-Vacant
CONTRA COSTA COUNTY			520070004	7	8			Shortfall of Sites	2.10	Public and Semi-Public	Single Family Residential	MU*	M-30	0	30	15	Non-Vacant



# B.

## APPENDIX B: REVIEW OF PREVIOUS HOUSING ELEMENT PROGRAMS

Housing Program	Implementation Status	Continue /Modify/Delete
<b>HOUSING AND NEIGHBORHOOD CONSERVATION</b>		
<p><b>Program 1: Neighborhood Preservation Program</b></p> <p>Through the Neighborhood Preservation Program, the County provides home rehabilitation loans to extremely-low, very-low, and low-income persons to make necessary home repairs and improve their homes. DCD administers this program which is available to income-qualified households throughout the Urban County.</p> <p>Eligible residents may receive assistance for a variety of home improvement activities including but not limited to: re-roofing, plumbing/heating/electrical repairs, termite and dry rot repair, modifications for disabled accessibility, security, exterior painting, and energy conservation. Specific loan terms are based on financial need and may be zero or three percent, deferred or amortizing.</p> <p>DCD has identified the following unincorporated areas for focused rehabilitation assistance:</p> <p>Bay Point, Bethel Island, Byron, Clyde, Crockett, El Sobrante, Montalvin Manor, North Richmond, Rodeo, Rollingwood, and the Vine Hill area near Martinez.</p> <p><b><u>Eight-year Program</u></b></p> <p><b>Objectives:</b></p> <ul style="list-style-type: none"> <li>- Disseminate information on housing rehabilitation assistance through the County website, public access cable channels, notices in the press, presentations and distribution of brochures to public service agencies and community groups, and mailings to County residents.</li> <li>-Rehabilitate 5 units annually for a total of 40 units over 8 years.</li> </ul> <p><b>Funding Source:</b> CDBG</p> <p><b>Responsible Agency/Dept.:</b> Conservation &amp; Development</p> <p><b>Timeframe:</b> Ongoing</p>	<p>Due to the national emergency declaration due to the COVID-19 pandemic, this program faced challenges in 2020 that included contact limitations with clients (many at-risk), limited scopes due to restrictions on more invasive construction, extended permit/inspection timeframes, limited materials/equipment availability, homeowner reluctance for improvements, and the reduction of contractors.</p> <p>This program serves the entire county, including the unincorporated areas and the cities. In total, there were thirty-five projects that were funded and completed since the last Housing Element was adopted, with 14 households at 30% of the area median income (AMI), 7 households at 50% AMI, and 14 households at 80% AMI.</p> <p>Information about the Neighborhood Preservation Program is available on the County’s website, public access cable channels, through notices in the media, and via presentations given periodically.</p>	<p>Continue</p>



Housing Program	Implementation Status	Continue /Modify/Delete
<p><b><u>Program 2: Weatherization Program</u></b></p> <p>The County DCD offers a free weatherization program for extremely-low, very-low, and low income homeowners and renters. The program provides resources for minor home repairs and energy improvements including: attic insulation, weather stripping, pipe wrapping, furnace filters, shower heads, heaters/ovens, ceiling fans, door bottoms, etc. In addition, the program provides assistance to lower utility bills for lower income households.</p> <p><b><u>Eight-year Program</u></b></p> <p><b>Objectives:</b></p> <ul style="list-style-type: none"> <li>-Assist 50 households annually for a total of 400 households over 8 years.</li> <li>-Provide education on energy conservation.</li> </ul> <p><b>Funding Source:</b></p> <p>Low Income Housing Energy Assistance Program</p> <p><b>Responsible Agency/Dept.:</b></p> <p>Conservation &amp; Development</p> <p><b>Timeframe:</b></p> <p>Ongoing</p>	<p>More than 1,400 unduplicated units have been weatherized through this program in County cities, towns, and communities since adoption of the current Housing Element. Education about energy conservation was provided as part of the Residential Energy Conservation Program discussed later in this table.</p>	<p>Continue</p>
<p><b><u>Program 3: Code Enforcement</u></b></p> <p>The DCD Code Enforcement section is responsible for enforcing both State and County regulations governing the maintenance of all buildings and properties in the unincorporated areas. Code enforcement handles complaints and inspections in the unincorporated area. Code enforcement staff handles approximately 60 cases per month. Most of the complaints deal with property maintenance, substandard housing issues, junk and debris, and abandoned vehicles. To facilitate the correction of code violations or deficiencies, code enforcement works closely with other County agencies. Code enforcement staff routinely refers homeowners to the County’s rehabilitation loan and grants programs including the Neighborhood Preservation Program. The staff also refers homeowners, mobile home owners, and apartment owners to the County’s Weatherization Program.</p> <p><b><u>Eight-year Program</u></b></p> <p><b>Objective:</b></p> <ul style="list-style-type: none"> <li>-Continue to implement program.</li> </ul>	<p>In 2020, there were a total of 1,675 cases opened and 1,632 cases closed. Approximately 98% of all cases are residential.</p>	<p>Continue</p>



Housing Program	Implementation Status	Continue /Modify/Delete
<p><b>Funding Source:</b> Conservation &amp; Development</p> <p><b>Responsible Agency/Dept.:</b> Conservation &amp; Development</p> <p><b>Timeframe:</b> Ongoing</p>		
<p><b>Program 4: Preservation of Affordable Housing Assisted with Public Funds</b></p> <p>As of 2014, a total of 1,259 publicly assisted housing units in multi-family developments are located in the unincorporated areas of the County. Of these units, 49 units in Rivershore Apartments are at risk of conversion to market rate housing in 2017.</p> <p><b>Eight-year Program</b></p> <p><b>Objectives:</b></p> <ul style="list-style-type: none"> <li>- Continue to enforce the condominium conversion ordinance.</li> <li>- Monitor the at-risk units by reviewing the California Housing Partnership Corporation list of at-risk properties annually</li> <li>- Provide information regarding tenant rights and conversion procedures should the property owner be uninterested in refinancing.</li> <li>- Offer tenants information regarding Section 8 rental subsidies and other available assistance through County agencies and non-profit organizations.</li> </ul> <p><b>Funding Source:</b> Tax Exempt Bonds, CDBG, HOME</p> <p><b>Responsible Agency/Dept.:</b> Conservation &amp; Development</p> <p><b>Timeframe:</b> Ongoing</p>	<p>The County funds projects throughout the unincorporated County and in the cities. The following work involving preservation occurred in the unincorporated County since adoption of the existing Housing Element:</p> <ul style="list-style-type: none"> <li>• The County awarded \$2.37 million dollars to Bridge Housing in CDBG funds for the acquisition/rehabilitation of 87 existing rental units at Coggins Square in the Contra Costa Centre area in the unincorporated Walnut Creek area that is affordable to and occupied by low-income families.</li> <li>• The County closed financing and issued \$19,500,000 in tax-exempt bonds on rehabilitation projects, which includes Elaine Null, a 14-unit apartment in Bay Point.</li> <li>• The County provided \$361,900 in HOME and CDBG funding for a 14-unit rehabilitation project at Elaine Null in Bay Point.</li> <li>• In 2022, the County awarded \$2.2 million in CDBG funds to EAH Housing for the rehabilitation of Rodeo Gateway Senior Housing, a 50-unit project in Rodeo.</li> <li>• In 2022, the County awarded \$600,000 in funds to Resources for Community Development (RCD) for the rehabilitation of Aspen Court, a 12-unit special needs housing project.</li> </ul> <p>Bonds funding Rivershore Apartments defeased and that project is no longer deed-restricted for affordable households. The County will continue to implement this program and the program will be amended for consistency with current state law.</p>	<p>Amend and continue</p>



Housing Program	Implementation Status	Continue /Modify/Delete
<b>HOUSING PRODUCTION</b>		
<p><b><u>Program 5: New Construction of Affordable Housing</u></b></p> <p>Non-profit and for-profit housing developers play an important role in providing affordable housing in Contra Costa County. Over the years, the County has provided direct financial assistance, regulatory incentives, and land write-downs to numerous developers to provide both ownership and rental housing to extremely-low, very-low, low-income, and special needs households. Major sources of County financing include annual entitlement grants of CDBG, HOME, and HOPWA funds. The County reserves 45 percent of each year’s CDBG allocation for projects to increase and maintain affordable housing in the Urban County. The County also serves as an issuer of tax-exempt bond financing when developers seek tax-exempt financing. Projects have been completed with County resources in both unincorporated areas and the cities.</p> <p>Funding is provided annually on a competitive application basis to developers of multifamily rental housing and homeownership developments. A notice of funding availability is issued in the fall. Applications are due in late fall/early winter, with funding awards made prior to the first nine-percent tax credit round in the spring. Funding criteria include proposed target population and alleviation of affordable housing needs, cost-effectiveness, developer experience, and term of affordability. The County Board of Supervisors has adopted a funding priority for projects that reserve a portion of the units for extremely low income households.</p> <p>County staff maintains continuous contact with numerous affordable housing developers. County staff offers formal technical assistance and guidance as well as frequent consultations with interested developers.</p> <p>The County awards of HOME and CDBG to housing developers provide local funds, which help leverage other local, State, and federal funds. The County applies for Mortgage Credit Certificates annually, which are provided to homebuyers in both unincorporated areas and all cities and towns.</p> <p><b><u>Eight-year Program</u></b></p> <p><b>Objectives:</b></p> <ul style="list-style-type: none"> <li>-Continue to support Affordable Housing Development through direct financial assistance. Sources of financial assistance available through the County include HOME, CDBG, HOPWA, and tax exempt bond financing.</li> <li>-Meet with the local development community, key leaders and local civic and community groups to promote the County’s interest in working cooperatively to increase housing development activity.</li> </ul>	<p>The County funds project throughout the unincorporated County and in the cities. The County provided \$2,750,000 in CDBG funding and \$15,790,000 in tax-exempt bonds to Heritage Point, a 42-unit rental project in North Richmond.</p> <p>The County provided \$66 million in tax-exempt bonds to Bay Point Family Apartments, a 193-unit multifamily apartment project.</p>	<p>Continue</p>

Housing Program	Implementation Status	Continue /Modify/Delete
<ul style="list-style-type: none"> <li>-Allow techniques such as smaller unit sizes, parking reduction, common dining facilities and fewer required amenities for senior projects.</li> <li>-Provide low interest loans to non-profit organizations to develop housing affordable to extremely low- and very low-income households.</li> <li>-Support applications by nonprofit organizations for affordable housing funds, including federal, State, and local public and private funds.</li> <li>-Collaborate with HACCC to explore the use of project-based Section 8 assistance as leverage to obtain additional private sector funds for affordable housing development.</li> <li>-Assist in the financing and development of 100 affordable units over 8 years.</li> </ul> <p><b>Funding Source:</b> CDBG, HOME, HOPWA, Bond-financing</p> <p><b>Responsible Agency/Dept.:</b> Conservation &amp; Development</p> <p><b>Timeframe:</b> Annual: Award HOME, CDBG, and HOPWA funds to experienced housing developers (funds are not limited to projects in the unincorporated County)</p>		
<p><b><u>Program 6: Housing Successor to the former Redevelopment Agency</u></b></p> <p>On February 1, 2012, redevelopment agencies throughout the State of California were eliminated. The statute eliminating redevelopment allowed housing assets to be retained by the redevelopment host jurisdiction (known as Housing Successor Agencies). Contra Costa County owns land designated for housing in Bay Point, North Richmond, and Rodeo. The Housing Successor Agency provided pre-development funds to Community Housing Development Corporation of North Richmond (CHDC). CHDC has submitted General Plan amendment and development applications for the County-owned parcel in North Richmond (Heritage Point).</p> <p>The County has not identified developers for the Rodeo Town Center and Orbisonia Heights properties, but will seek developers next year.</p> <p><b><u>Eight-year Program</u></b></p> <p><b>Objectives:</b></p> <ul style="list-style-type: none"> <li>- Continue to work on the Heritage Point development in North Richmond.</li> </ul>	<p>A Disposition, Development and Loan Agreement and Final Development Plan for the Rodeo Senior Housing-Phase 2 project in Rodeo was approved in 2022.</p> <p>A Master Development Agreement and Phase 1 Disposition, Development and Loan Agreement for the Orbisonia Heights project in Bay Point were approved in May 2022.</p> <p>In 2018, the County reissued a request for proposal for the development of the Rodeo Town Plaza site in Rodeo, which includes a mixed-use development with townhouses and commercial spaces. The selected developer did not proceed with the project. The County issued a Notice of Availability of Surplus Land for all outstanding Housing Successor assets. Response to the solicitation was minimal.</p>	Continue



Housing Program	Implementation Status	Continue /Modify/Delete
<p>- Issue request for proposals for developers for the Rodeo Town Center and Bay Point Orbisonia Heights developments.</p> <p><b>Funding Source:</b> Conservation &amp; Development</p> <p><b>Responsible Agency/Dept.:</b> Conservation &amp; Development</p> <p><b>Timeframe:</b> Disposition agreements by 2020</p>		
<p><b><u>Program 7: Inclusionary Housing</u></b></p> <p>In October, 2006, the County adopted an Inclusionary Housing Ordinance (IHO). All new residential developments of five or more units, as well as condominium conversions, are subject to the IHO. Fifteen percent of all the residential units are required to be affordable.</p> <ul style="list-style-type: none"> <li>Rental Projects: 12 percent to lower income households and 3 percent to very low income households.</li> <li>For-sale Projects: 12 percent to moderate income households and 3 percent to low income households.</li> </ul> <p>Developers may comply with the IHO through several alternative approaches:</p> <ul style="list-style-type: none"> <li>On-site development</li> <li>Off-site development</li> <li>Land conveyance</li> <li>Payment of a fee in lieu of development</li> <li>Other – developers may propose another method of compliance that would have at least the same benefit as on-site construction.</li> </ul> <p>However, in the Palmer/Sixth Street Properties L.P. v. City of Los Angeles ("Palmer"), the California Court of Appeal held that local inclusionary requirements applied to rental housing violate the Costa-Hawkins Act, the state law governing rent control. The Palmer decision has significant implications for local inclusionary ordinances. In response, Contra Costa lowered the rental in lieu fee to 0 dollars. This effectively suspends the provisions of the ordinance that apply to rental housing.</p>	<p>An update to the inclusionary housing in-lieu fees for rental and for-sale housing was brought to the Board of Supervisors and approved in December 2018, which became effective in February 2019. The County's Inclusionary Housing Ordinance (Chapter 822-4 of the County Ordinance Code) was updated on November 25, 2019, and February 1, 2022. There was a total of \$946,550 in in-lieu fees collected between 2015 and June 2022.</p>	<p>Amend and continue</p>

Housing Program	Implementation Status	Continue /Modify/Delete
<p><b><u>Eight-year Program</u></b></p> <p><b>Objectives:</b></p> <ul style="list-style-type: none"> <li>- Continue to implement the IHO and encourage developers to provide affordable units on site.</li> <li>- Provide in-lieu fees to support the development of affordable housing projects.</li> </ul> <p><b>Funding Source:</b> None Required</p> <p><b>Responsible Agency/Dept.:</b> Conservation &amp; Development</p> <p><b>Timeframe:</b> Ongoing</p>		
<p><b><u>Program 8: Acquisition/ Rehabilitation</u></b></p> <p>The County offers financial assistance, including CDBG, HOME, NSP, and HOPWA funds to affordable housing developers for the acquisition and rehabilitation of existing rental housing. These as low-interest deferred loans in exchange for long-term affordability restrictions on the rental units. Priority is assigned to projects that reserve a portion of the units for extremely low-income households.</p> <p><b><u>Eight-year Program</u></b></p> <p><b>Objective:-</b></p> <ul style="list-style-type: none"> <li>Disseminate information on housing rehabilitation assistance on the Department webpage, presentations and distribution of brochures to apartment owners and property management associations.</li> <li>-Provide financing and assist in the acquisition and rehabilitation of 50 rental units over 8 years.</li> </ul> <p><b>Funding Source:</b> CDBG, HOME, HOPWA, Bond Financing</p> <p><b>Responsible Agency/Dept.:</b> Conservation &amp; Development</p> <p><b>Timeframe:</b> Ongoing</p>	<p>In 2022, the County awarded \$2,250,000 in CDBG funds to Rodeo Gateway Senior for the acquisition and rehabilitation of 49 affordable rental units for very low-income seniors.</p> <p>In 2020, the County awarded \$2.37 million dollars to Bridge Housing in CDBG funds for the acquisition/rehabilitation of 87 existing rental units in the Contra Costa Centre area in unincorporated Walnut Creek that is affordable to and occupied by low-income families. There were no projects in 2018 within the unincorporated County; however, the County awarded and closed financing for \$1.3 million in HOME funds for the Antioch Scattered Sites rehabilitation project in Antioch for 56 rental units across two sites. In 2017, the County awarded \$625,000 in HOME funds for the rehabilitation of the Elaine Null Apartments, an existing 14-unit rental development in Bay Point.</p> <p>There were no projects in 2015 within the unincorporated County; however, the County issued \$45,464,000 in tax-exempt bonds for 235 units in the cities of Pinole and Concord.</p>	Continue



Housing Program	Implementation Status	Continue /Modify/Delete																														
<p><b><u>Program 9: Second Units</u></b></p> <p>Second units are attached or detached dwelling units that provide complete, independent living facilities for one or more persons which are located on the same lot as the primary structure and include permanent provisions for living, sleeping, cooking and sanitation. Integrating second units in existing residential neighborhoods is a means of increasing the supply of needed rental housing. The development of second units is also effective in dispersing affordable housing throughout the unincorporated areas and can provide housing to lower- and moderate-income individuals and families, as well as seniors and disabled persons. Since 2003, when the County adopted a Residential Second Unit Ordinance consistent with State law, there have been 153 second units.</p> <p><b><u>Eight-year Program</u></b></p> <p><b>Objective:</b> -Publicize the Residential Secondary Unit Program to increase public awareness.</p> <p><b>Funding Source:</b> None Required</p> <p><b>Responsible Agency/Dept.:</b> Conservation &amp; Development</p> <p><b>Timeframe:</b> Ongoing</p>	<p>The County’s accessory dwelling unit regulations (Chapter 82-24 of the County Ordinance Code) were last updated in 2020.</p> <p>Accessory dwelling unit approvals between 2015 and 2021 are detailed below:</p> <table border="1" data-bbox="1060 483 1621 954"> <thead> <tr> <th colspan="3">Accessory Dwelling Unit Approvals</th> </tr> <tr> <th></th> <th>Entitlement permits approved</th> <th>Building permits issued</th> </tr> </thead> <tbody> <tr> <td><b>Total</b></td> <td><b>358</b></td> <td><b>312</b></td> </tr> <tr> <td>2021</td> <td>131</td> <td>100</td> </tr> <tr> <td>2020</td> <td>84</td> <td>47</td> </tr> <tr> <td>2019</td> <td>65</td> <td>58</td> </tr> <tr> <td>2018</td> <td>78</td> <td>47</td> </tr> <tr> <td>2017</td> <td>0</td> <td>28</td> </tr> <tr> <td>2016</td> <td>0</td> <td>19</td> </tr> <tr> <td>2015</td> <td>0</td> <td>13</td> </tr> </tbody> </table> <p>The Contra Costa County Accessory Dwelling Unit (ADU) Incentive Program was adopted by the Board of Supervisors on June 18, 2019, and ran through July 1, 2021. An indirect outcome of the program is to make construction of ADUs more attractive in the county, and thereby, facilitate the development of affordable housing. The ADU Incentive Program was intended to encourage owners of the unpermitted ADUs to come into compliance with zoning and building code requirements using the most cost-effective methods available and minimizing the changes required to the existing construction. Late filing fees and building permit penalty fees were waived for previously constructed unpermitted ADUs under the program.</p> <p>The County will continue to update the accessory dwelling unit regulations for consistency with current state law.</p>	Accessory Dwelling Unit Approvals				Entitlement permits approved	Building permits issued	<b>Total</b>	<b>358</b>	<b>312</b>	2021	131	100	2020	84	47	2019	65	58	2018	78	47	2017	0	28	2016	0	19	2015	0	13	<p>Amend and continue</p>
Accessory Dwelling Unit Approvals																																
	Entitlement permits approved	Building permits issued																														
<b>Total</b>	<b>358</b>	<b>312</b>																														
2021	131	100																														
2020	84	47																														
2019	65	58																														
2018	78	47																														
2017	0	28																														
2016	0	19																														
2015	0	13																														



Housing Program	Implementation Status	Continue /Modify/Delete
<p><b><u>Program 10: Affordability by Design</u></b></p> <p>Develop affordability by design program to promote creative solutions to building design and construction.</p> <p><b><u>Eight-year Program</u></b></p> <p><b>Objective:</b> -Draft policy</p> <p><b>Funding Source:</b> Conservation &amp; Development</p> <p><b>Responsible Agency/Dept.:</b> Conservation &amp; Development</p> <p><b>Timeframe:</b> 2017</p>	<p>Progress was not made towards this program during the planning period and it will not be continued.</p>	<p>Delete</p>
<p><b><u>Program 11: New Initiatives Program</u></b></p> <p>Develop new programs or policies to fund or incentivize affordable housing development</p> <p><b><u>Eight-year Program</u></b></p> <p><b>Objective:</b> -Track and evaluate new ideas such as land value recapture</p> <p><b>Funding Source:</b> Conservation &amp; Development</p> <p><b>Responsible Agency/Dept.:</b> Conservation &amp; Development</p> <p><b>Timeframe:</b> 2017</p>	<p>In 2017, the County updated the Accessory Dwelling Unit Ordinance to streamline internal conversions. The County recently administered the Contra Costa County Accessory Dwelling Unit (ADU) Incentive Program, which ran from 2019 through mid-2021. Additional information about the program is provided under the implementation status of Program 9, above. In addition, the County is working on updating its code to include objective design standards. That work will occur in 2022.</p>	<p>Amend and continue</p>



Housing Program	Implementation Status	Continue /Modify/Delete
<b>SPECIAL-NEEDS HOUSING</b>		
<p><b><u>Program 12: Special Needs Housing</u></b></p> <p>In addition to the development of affordable housing in general, the County will work with housing developers to provide housing appropriate to the County’s special needs populations, including mentally and physically disabled persons, seniors, large households, persons with HIV/AIDS, and farmworkers.</p> <p><b><u>Eight-year Program</u></b></p> <p><b>Objectives:</b></p> <ul style="list-style-type: none"> <li>- Provide financial incentives for the development of housing targeted to special needs populations (HOME, CDBG, and HOPWA).</li> <li>- Work with developers to obtain additional required financing.</li> <li>- Allow techniques such as smaller unit sizes, parking reduction, common dining facilities and fewer required amenities for senior projects.</li> </ul> <p><b>Funding Source:</b> CDBG, HOME, HOPWA</p> <p><b>Responsible Agency/Dept.:</b> Conservation &amp; Development</p> <p><b>Timeframe:</b> Annually: Include a priority for special needs housing in CDBG, HOME, HOPWA NOFA (See #5 above)</p>	<p>In 2022, the County awarded \$600,000 in HOPWA funds to a 12-unit project in Pacheco for the rehabilitation of a special needs project that includes units for persons with HIV/AIDS. The County also awarded \$2.2 million in CDBG funds to a 50-unit senior project in Rodeo for rehabilitation. In 2015, a project on Fred Jackson Way in North Richmond added two units of very low-income rental housing for women leaving prison with \$245,250 in Neighborhood Stabilization Program 1 (NSP) funds.</p> <p>There were no projects in 2016 within the unincorporated county. However, the County provided \$487,000 in HOME funds to support the development of a 30-unit rental project in the City of Pittsburg for veterans, including homeless veterans.</p>	<p>Amend and continue</p>
<p><b><u>Program 13: Developmental Disabled Housing</u></b></p> <p>In addition to the development of affordable housing in general, the County will work with housing developers to provide housing appropriate for persons with developmental disabilities.</p> <p><b><u>Eight-year Program</u></b></p> <p><b>Objective:</b></p> <ul style="list-style-type: none"> <li>-Continue to fund housing developments appropriate for persons with developmental disabilities.</li> </ul> <p><b>Funding Source:</b> Conservation &amp; Development</p>	<p>Progress was not made towards this program during the planning period.</p>	<p>Combine with Program 12: Special Needs Housing and delete.</p>

Housing Program	Implementation Status	Continue /Modify/Delete
<p><b>Responsible Agency/Dept.:</b> Conservation &amp; Development</p> <p><b>Timeframe:</b> Annually: Include a priority for special needs housing in CDBG, HOME, HOPWA NOFA (See #5 above)</p>		
<p><b>Program 14: Accessible Housing</b></p> <p>Persons with disabilities represent a major special needs group in Contra Costa County. To maintain independent living, disabled persons are likely to require assistance, which may include special housing design features, income support for those who are unable to work, and in-home supportive services for persons with mobility limitations. To provide additional housing opportunities for the disabled, the County will continue to require inclusion of accessible units in all new construction projects receiving County financing (e.g. CDBG, HOME). Current regulations require that five percent of the units must be accessible to the physically impaired and an additional two percent of the units must be accessible to the hearing/vision impaired.</p> <p>In order to facilitate the development of appropriate housing for persons with special needs, the County works to remove development constraints and provide reasonable accommodations in the development of such housing as requests are made. The County will formalize this practice as written reasonable accommodation procedures.</p> <p><b>Eight-year Program</b></p> <p><b>Objectives:</b></p> <ul style="list-style-type: none"> <li>- Continue to require inclusion of accessible units in all new construction projects receiving County financing.</li> <li>- Provide zero and low-interest loans through the Neighborhood Preservation Program for accessibility improvements in existing affordable housing.</li> <li>- Implement reasonable accommodation procedures to provide special consideration in zoning and land use for housing for persons with disabilities. The County will strive to make accommodations a ministerial process, with a minimal processing fee, subject to the approval of the Zoning Administrator who will apply the following decision-making criteria: <ol style="list-style-type: none"> <li>1. The request for reasonable accommodation will be for the benefit of an individual with a disability protected under fair housing laws.</li> <li>2. The requested accommodation is necessary to make housing available to an individual with a disability protected under fair housing laws.</li> </ol> </li> </ul>	<p>In 2015, there were no new construction projects in the unincorporated county. There were three projects that the County provided funding for in the cities of Antioch, El Cerrito, and Walnut Creek that included a total of eight fully accessible units, six physically disabled units, and two vision/hearing-impaired units.</p> <p>In 2016, the County provided funding for a multifamily rental project in North Richmond that included four fully accessible units, three physically disabled units, and one vision/hearing impaired unit. Additionally, the County provided funding for projects located in the Cities of El Cerrito, Pittsburg, and Walnut Creek that included a total of 11 fully accessible units, 8 physically disabled units, and 3 vision/hearing-impaired units.</p> <p>The County continues to require accessible units in all new construction projects that receive HOME or CDBG funding. Accessible units are included in rehabilitation projects when feasible where 5% of the units must be accessible to the physically impaired and an additional 2% of the units must be accessible to the hearing/vision impaired. (See Program 5, New Construction of Affordable Housing)</p> <p>The County has drafted procedures for reasonable accommodation but has not yet adopted the procedures.</p>	<p>Amend and continue</p>



Housing Program	Implementation Status	Continue /Modify/Delete
<p>3. The requested accommodation would not impose an undue financial or administrative burden on the County.</p> <p>4. The requested accommodation would not require a fundamental alteration in the nature.</p> <p><b>Funding Source:</b> None Required</p> <p><b>Responsible Agency/Dept.:</b> Conservation &amp; Development</p> <p><b>Timeframe:</b> Ongoing</p>		
<p><b><u>Program 15: Reasonable Accommodation</u></b></p> <p>Increase the supply of special needs and accessible housing.</p> <p><b><u>Eight-year Program</u></b></p> <p><b>Objective:</b> -Implement County’s reasonable accommodation policy.</p> <p><b>Funding Source:</b> Conservation &amp; Development</p> <p><b>Responsible Agency/Dept.:</b> Conservation &amp; Development</p> <p><b>Timeframe:</b> Ongoing</p>	<p>Through Program 1, Neighborhood Preservation Program (see above), between 2015 and 2020, the County funded 18 projects that consisted of accessibility upgrades. Examples of upgrades included exterior surface improvements, full bathroom remodels, the installation of ADA-compliant toilets, grab bars, handrails, steps and landing, and an easy step shower enclosure. Translation services have also been provided through the Neighborhood Preservation Program (Program 1).</p>	<p>Combine with Program 14 and delete</p>
<p><b><u>Program 16: Contra Costa Interagency Council on Homelessness</u></b></p> <p>The Contra Costa Interagency Council on Homelessness implements programs and strategies contained in the Continuum of Care Plan and Ten-Year Plan to End Homelessness. These plans are designed to address the needs of the homeless. The goal of these programs is to ensure that homeless individuals and families can obtain decent, suitable, and affordable housing in the County. Through the Ten Year Plan, the County has adopted a “housing first” strategy, which works to immediately house a homeless individual or family rather than force them through a sequence of temporary shelter solutions. The Ten Year Plan further deemphasizes emergency shelters by supporting “interim housing” as a preferred housing type. Interim housing is very short-term and</p>	<p>This program is currently known as the Council on Homelessness. Health Services through the Health, Housing and Homeless Services (H3) Division administers the County's homeless Continuum of Care (CoC). H3 functions as the collaborative applicant and CoC and HMIS Lead Agency, and provides strategic direction, coordination of funding and programmatic oversight to the CoC. The CoC is designed to assist individuals and families experiencing homelessness by providing services and housing needed to help these individuals and families move into permanent</p>	<p>Amend and continue</p>

Housing Program	Implementation Status	Continue /Modify/Delete
<p>focuses on helping people access permanent housing as quickly as possible. Services provided in interim housing include housing search assistance and case management to help address immediate needs and identify longer-term issues to be dealt with once in permanent housing.</p> <p><b><u>Eight-year Program</u></b></p> <p><b>Objectives:</b></p> <ul style="list-style-type: none"> <li>- Update the Ten-Year Plan</li> <li>- Continue to work with local non-profit organizations and relevant public agencies to obtain required funding to expand the number of permanent supportive housing units.</li> <li>- Continue to support existing transitional housing programs, operated by the County and non-profit agencies.</li> <li>- Continue to support the operations of existing emergency shelters.</li> <li>- Continue to support licensed residential care facilities in all residential zones through the land use permit process.</li> </ul> <p><b>Funding Source:</b> Hearth Act, CDBG, HOPWA, HOME</p> <p><b>Responsible Agency/Dept.:</b> Health Services; Conservation &amp; Development</p> <p><b>Timeframe:</b> Ongoing</p>	<p>housing, with the goal of long-term stability. The Council on Homelessness (COH), appointed by the Contra Costa Board of Supervisors, is the governing body for the CoC and serves as the homelessness advisory body to the Board of Supervisors. H3 provides staffing support to the COH to support the governance and administration of the CoC. The COH is responsible for approving some funding allocations for proposed projects and monitoring and tracking project and agency performance and compliance in coordination with the CoC and HMIS Lead Agency. The COH also provides advice and input on the operations of homeless services, program operations, and program development efforts in Contra Costa County. The Contra Costa CoC and COH are made up of multiple private and public partners who work collaboratively with the County and H3 to end homelessness in Contra Costa.</p>	
<p><b><u>Program 17: Farmworker Housing</u></b></p> <p>In addition to the development of affordable housing in general, the County will work with housing developers to provide housing appropriate for agricultural workers.</p> <p><b><u>Eight-year Program</u></b></p> <p><b>Objective:</b></p> <ul style="list-style-type: none"> <li>-Include farmworkers as a population likely to be extremely and very-low income and in need of permanent housing.</li> </ul> <p><b>Funding Source:</b> CDBG, HOME</p>	<p>The agricultural worker housing ordinance was adopted on September 19, 2017. No housing specifically for agricultural workers has been constructed during the planning period. The number of farmworkers has been decreasing in the county. The portion of this program addressing farmworker housing will not be continued.</p>	Delete



Housing Program	Implementation Status	Continue /Modify/Delete
<p><b>Responsible Agency/Dept.:</b> Conservation &amp; Development</p> <p><b>Timeframe:</b> Annually: Include farmworker housing in CDBG, HOME NOFA (See #5 above)</p>		
<b>HOUSING AFFORDABILITY</b>		
<p><b>Program 18: First-Time Homebuyer Opportunities</b></p> <p>The County implements a number of programs to provide affordable homeownership opportunities for lower- and moderate-income households as well as special needs groups, including farmworkers. These programs include the following:</p> <p><u>Mortgage Credit Certificate (MCC):</u> The MCC is a federal program designed to assist low and moderate-income first-time homebuyers. A mortgage credit certificate is issued to qualified homebuyers, allowing for a federal income tax credit of up to 20 percent of the annual mortgage interest paid.</p> <p><u>New Construction:</u> HOME and CDBG funds are used for new construction and rehabilitation of single-family homes. Following completion, these funds are rolled over into subsidized loans for lower- and moderate-income homebuyers.</p> <p><u>Inclusionary Housing:</u> Through the Inclusionary Housing Ordinance, homes affordable to lower- and moderate-income homebuyers are constructed as a component of market-rate housing developments.</p> <p><b>Eight-year Program</b></p> <p><b>Objectives:</b></p> <ul style="list-style-type: none"> <li>- Continue to expand homeownership opportunities through a combination of homebuyer assistance programs, financial support of new construction, and development agreements.</li> <li>- Assist 50 first-time homebuyers over 5 years.</li> </ul> <p><b>Funding Source:</b> MCC, HOME, CDBG</p> <p><b>Responsible Agency/Dept.:</b> Conservation &amp; Development</p> <p><b>Timeframe:</b> Ongoing</p>	<p>Between 2015 and 2020, the County provided 158 households with Mortgage Credit Certificates (MCC) throughout the county and cities for a total of over \$10 million in MCC assistance. In 2015, permits were issued for 12 Muir Ridge Homes.</p>	<p>Continue</p>



Housing Program	Implementation Status	Continue /Modify/Delete
<p><b><u>Program 19: Extremely Low Income (ELI) Housing Development Assistance</u></b></p> <p>The County is an entitlement jurisdiction for the CDBG, HOME, and ESG programs. It is a sub-grantee for the HOPWA program. In addition, the County applies for and receives approximately \$7 million in Hearth Act funds on an annual basis. The County administers each of these grants for either most or the entire County (incorporated cities and towns, and the unincorporated areas). Existing Board of Supervisor policy gives priority to projects that provide housing affordable to and occupied by extremely low income households. The County shall promote the benefits of this assistance program to develop housing for extremely low income households on its web page and in its program materials.</p> <p>The County shall continue to encourage affordable housing developers to seek state and federal funding to support the construction and rehabilitation of low-income housing, particularly for housing that is affordable to extremely low income households. The County shall also seek state and federal funding specifically targeted for the development of housing affordable to extremely low income households, should they become available.</p> <p><b><u>Eight-year Program</u></b></p> <p><b>Objective:</b></p> <ul style="list-style-type: none"> <li>-Department of Conservation and Development will promote the ELI development assistance program to developers (for profit and non-profit) by including the priority for ELI housing in information on the HOME, CDBG, and HOPWA programs.</li> </ul> <p><b>Funding Source:</b></p> <p>HOME, CDBG, State (as funding is available)</p> <p><b>Responsible Agency/Dept.:</b></p> <p>Conservation &amp; Development</p> <p><b>Timeframe:</b></p> <p>Annually: Include a priority for extremely-low income housing in CDBG, HOME, HOPWA NOFA (See #5 above)</p>	<p>The County continues to provide funding preferences to developers throughout the county who include units that are affordable to extremely low-income households. There were a total of 1,116 extremely low-income housing units that were provided funding assistance between 2015 and 2020 for rehabilitation of existing housing (See Program 1, Neighborhood Preservation Program, and Program 2, Weatherization Program). There were 63 units of new very low-income units from the construction of a single-family residence in Bay Point, Heritage Point Apartments in North Richmond, and Bay Point Family Apartments in Bay Point.</p>	<p>Continue</p>
<b>PROVISION OF ADEQUATE HOUSING SITES</b>		
<p><b><u>Program 20: Sites Inventory</u></b></p> <p>As part of the 2015-2023 (5th cycle) Housing Element update, an analysis of the residential development potential in each of the unincorporated communities of the County was conducted. This analysis was performed using the County’s Geographic Information System (GIS) and data from the County Assessor’s records. Based on this assessment, the</p>	<p>The County has continued to maintain an adequate inventory of suitably zoned sites to address the 5th cycle Regional Housing Needs Assessment (RHNA).</p>	<p>Amend and continue</p>



Housing Program	Implementation Status	Continue /Modify/Delete
<p>unincorporated areas can potentially accommodate over 3,318 new units on vacant and underutilized properties. Combined with housing units built and projects approved since January 2014, the County has sufficient sites to meet the 1,367-unit RHNA (374 very-low income, 218 low-income, 243 moderate-income, and 532 above moderate-income).</p> <p><b><u>Eight-year Program</u></b></p> <p><b>Objectives:</b></p> <ul style="list-style-type: none"> <li>- Continue to provide adequate sites to accommodate the County’s RHNA of 1,367 units.</li> <li>- Maintain an up-to-date inventory of vacant/underutilized residential sites as funding permits and make inventory available to potential developers (both for profit and non-profit developers)</li> </ul> <p><b>Funding Source:</b> Funding source to be determined for maintenance of site inventory</p> <p><b>Responsible Agency/Dept.:</b> Conservation &amp; Development</p> <p><b>Timeframe:</b> Ongoing maintenance of site inventory.</p>		
<p><b><u>Program 21: Mixed-Use Developments</u></b></p> <p>County General Plan Land Use Element includes a category for mixed-use developments in the unincorporated areas. This category has enabled the County to create unique projects that combine residential uses such as apartments or condominiums with commercial and other uses. Such developments provide needed housing in close proximity to key services such as transportation. The development at the Contra Costa Centre is an example of mixed-use development. The mixed-use category offers the County greater flexibility by providing needed housing in urban areas close to important services.</p> <p><b><u>Eight-year Program</u></b></p> <p><b>Objectives:</b></p> <ul style="list-style-type: none"> <li>- Continue to encourage mixed-use development where appropriate by offering flexible development standards.</li> <li>- Consider reducing the 15-acre site area requirement for mixed residential and non-residential uses</li> </ul>	<p>In 2015, a 44-unit very low-income affordable mixed-use project in North Richmond (Heritage Point) was approved.</p> <p>The County is reviewing the existing ordinance as part of the General Plan update, currently underway.</p>	<p>Amend and continue</p>

Housing Program	Implementation Status	Continue /Modify/Delete
<p><b>Funding Source:</b> Conservation &amp; Development</p> <p><b>Responsible Agency/Dept.:</b> Conservation &amp; Development</p> <p><b>Timeframe:</b> 2015 – 2016: Review existing ordinance and development patterns. 2016 – 2017: Draft outline of revised ordinance and meet with stakeholder groups 2017 – 2018: Determine whether or not to draft and adopt revised ordinance</p>		
<p><b><u>Program 22: Density Bonus &amp; Other Development Incentives</u></b></p> <p>In accordance with State law and the County’s Residential Density Bonus Ordinance, the County provides density bonuses to qualified new housing projects consistent with State law. The County will continue to update its ordinance as State law changes. Currently, the housing development must have: (1) at least 5 percent of the total units affordable to very-low income households; (2) at least 10 percent of the total units affordable to lower income households; or (3) at least at least 10 percent ownership in a planned development for moderate income, or (4) 100 percent senior housing development. If one of these conditions is met, a developer is entitled to a density bonus of 20 percent (5 percent for ownership) of the maximum density permitted in the underlying zone plus other development concessions or incentives (e.g. modified standards, regulatory incentives, or concessions). Affordability must be maintained for a minimum of 30 years. The County has utilized density bonuses to facilitate the development of affordable housing.</p> <p><b><u>Eight-year Program</u></b></p> <p><b>Objectives:</b></p> <ul style="list-style-type: none"> <li>- Continue to offer density bonuses and other development incentives to facilitate affordable housing development.</li> <li>- Continue to provide information regarding the Density Bonus Ordinance to developers at the application and permit center in DCD as well as during pre-application meetings.</li> </ul> <p><b>Funding Source:</b> Conservation &amp; Development</p>	<p>The Driftwood Residential Project in Bay Point included six affordable units with three new units on-site and three rehabilitated single-family residences off-site.</p> <p>Bay Point Family Apartments, a 193-unit multifamily apartment project entered into a Density Bonus Developer Agreement with the County. The project was completed in 2017 and includes 191 affordable units.</p> <p>In 2020, the County granted entitlements for a 284-unit apartment project in the unincorporated Walnut Creek area that requested a density bonus. This project includes 12 very low-income units and 24 moderate-income units.</p> <p>The County recently approved entitlements for two projects with density bonus requests. The two projects are a 22-unit apartment complex in Rodeo (approved in 2021) and a 100-unit apartment in Bay Point (approved in 2022).</p> <p>The County will continue to update the Density Bonus Regulations in the County Ordinance Code for consistency with current state law.</p>	<p>Amend and continue</p>



Housing Program	Implementation Status	Continue /Modify/Delete
<p><b>Responsible Agency/Dept.:</b> Conservation &amp; Development</p> <p><b>Timeframe:</b> Ongoing</p>		
<p><b><u>Program 23: Infill Development</u></b></p> <p>Throughout the unincorporated areas, many single-family lots were legally created but do not meet the current minimum lot size standard specified in the Planning and Zoning Code. To acknowledge the development right on these parcels, the County DCD uses a Small Lot Review process to assist applicants in determining the massing and bulk of the units to ensure compatibility with adjacent properties.</p> <p>Similarly, many multi-family residential lots in the unincorporated areas do not meet current minimum lot size standards. Consolidation of a number of undersized lots would likely be necessary to provide an adequate land area to develop an economically feasible multi-family project. As a means to facilitate the infill development of multi-family housing, the County has identified small vacant multi-family residential sites that have the potential for lot consolidation with adjacent properties.</p> <p><b><u>Eight-year Program</u></b></p> <p><b>Objectives:</b></p> <ul style="list-style-type: none"> <li>-Continue to use the Small Lot Review process to assist applicants in developing infill single-family homes on small lots.</li> <li>-Identify small vacant multi-family lots with the potential for lot consolidation and make this information available to developers.</li> <li>-Consider offering a tiered density bonus program based on lot size to encourage consolidation of small lots for multi-family development.</li> </ul> <p><b>Funding Source:</b> Conservation &amp; Development</p> <p><b>Responsible Agency/Dept.:</b> Conservation &amp; Development</p> <p><b>Timeframe:</b> Biennially: Review site inventory and adjust for planned and completed developments</p>	<p>The County continues to use the Small Lot Review process to assist applicants in developing infill single-family residences on substandard-size lots and</p> <p>streamline the administrative review process for infill housing in the former redevelopment areas and on substandard sized lots. This process is a common application type that is used throughout the county, mostly in older areas that were established prior to the current zoning standards.</p>	<p>Continue</p>

Housing Program	Implementation Status	Continue /Modify/Delete
<b>REMOVAL OF GOVERNMENTAL CONSTRAINTS</b>		
<p><b><u>Program 24: Planned Unit District</u></b></p> <p>The Planned Unit District (P-1) provides the opportunity for more creative and flexible design for large-scale residential developments than would be permitted in the conventional residential districts. The use of the P-1 district is intended to promote the diversification of buildings, lot sizes, and open spaces to produce an environment in harmony with surrounding existing and potential uses. The flexibility associated with the P-1 district includes variation in structures, lot sizes, yards, and setbacks and enables the developer to address specific needs or environmental constraints in an area. The final plan for a P-1 development is subject to approval by the County Planning Commission. The P-1 District is applicable to all residential districts.</p> <p>Through the P-1 District, increased residential densities can be achieved. Density of up to 44.9 units per acre can be achieved in the P-1 district if the underlying General Plan designation is Multiple-Family Residential Very High Density (MV). The density can be increased to 99 units per acre if the underlying General Plan designation is Multiple-Family Residential Very High Density Special (MS).</p> <p>In older, developed areas where the objective is to revitalize neighborhoods through redevelopment, the P-1 process can also be used to define allowable land uses, and minimum development and design guidelines that are appropriate for the specific community. In this situation, the P-1 designation streamlines the development process for projects consistent with the specified guidelines.</p> <p><b><u>Eight-year Program</u></b></p> <p><b>Objective:</b></p> <ul style="list-style-type: none"> <li>-Encourage rezoning to P-1 District in the unincorporated areas, where appropriate, particularly in areas where the underlying General Plan designation is Multiple-Family Residential Very High Density and Multiple-Family Residential Very High Density Special.</li> <li>-Consider eliminating the 5-acre minimum parcel size currently required for P-1 zoning to permit flexibility for small sites and infill development.</li> </ul> <p><b>Funding Source:</b> Conservation &amp; Development</p> <p><b>Responsible Agency/Dept.:</b> Conservation &amp; Development</p>	<p>In 2015, a 14-unit residential subdivision and Planned Unit District was approved.</p> <p>In 2017, the County began drafting a revised ordinance to remove the minimum lot size requirements for Planned Unit Development projects. As of 2020, the Department had administered a review of the current district standards to identify any provisions that unintentionally hinder development in the P-1 District. Staff identified potential amendments, such as eliminating the existing minimum acreage requirements for a P-1 district and granting the Zoning Administrator the ability to decide additional application types for properties within P-1 Districts, which will ease the entitlement process for housing developments. Staff is in the process of finalizing language for a formal ordinance amendment proposal.</p>	<p>Amend and continue</p>



Housing Program	Implementation Status	Continue /Modify/Delete
<p><b>Timeframe:</b> Ongoing</p>		
<p><b><u>Program 25: Development Fees</u></b></p> <p>The County, special districts, and joint power authorities collect fees on development to mitigate the impacts of development on infrastructure. Requiring developers to construct site improvements and/or pay fees toward the provision of infrastructure, public facilities, services, and processing increases the cost of housing. While these costs may impact housing affordability, these requirements are deemed necessary to maintain the quality of life desired by County residents, and are consistent with the goals and policies of the General Plan.</p> <p><b><u>Eight-year Program</u></b></p> <p><b>Objectives:</b></p> <ul style="list-style-type: none"> <li>- Work with utility companies to waive or reduce hook-up fees for second units.</li> <li>- Monitor transportation fee impact on development costs.</li> </ul> <p><b>Funding Source:</b> Conservation &amp; Development</p> <p><b>Responsible Agency/Dept.:</b> Conservation &amp; Development</p> <p><b>Timeframe:</b> Ongoing</p>	<p>Under the Contra Costa County Accessory Dwelling Unit (ADU) Incentive Program, unpermitted ADUs are encouraged to be legalized and brought into compliance with zoning and building code requirements. Late filing fees and building permit penalty fees are waived for previously constructed unpermitted ADUs under this program. State law has been updated to regulate the amount of fees that can be levied on ADUs under a certain size, which addressed a portion of this program.</p>	<p>Amend and continue</p>
<p><b><u>Program 26: Quick Turn-around Program</u></b></p> <p>The County periodically receives applications for small, easily reviewed projects. The department has begun a program to identify those applications that can be reviewed and approved much more quickly than complex development applications. The applications for these small projects are pulled and assigned to staff that will process the application in approximately five days.</p> <p><b><u>Eight-year Program</u></b></p> <p><b>Objective:</b></p> <ul style="list-style-type: none"> <li>- Continue to implement program to complete small project application reviews within 5 days of application submittal.</li> </ul>	<p>In 2015, there were three projects that received expedited review.</p> <p>This program continues to be utilized for ensuring expedited review of infill projects and various planning applications, including tree permits, variances and design reviews.</p>	<p>Continue</p>



Housing Program	Implementation Status	Continue /Modify/Delete
<p><b>Funding Source:</b> Conservation &amp; Development</p> <p><b>Responsible Agency/Dept.:</b> Conservation &amp; Development</p> <p><b>Timeframe:</b> 2015</p>		
<p><b>Program 27: Coordinated County Department Review of Development Applications</b></p> <p>The County receives development applications for large and complex projects that require approvals or comments from multiple County departments. A monthly meeting between upper management representatives facilitates review of these projects. Development issues are identified early in the project review and staff from the different departments are able to work as a team to identify approaches to resolve the issues.</p> <p><b>Eight-year Program</b></p> <p><b>Objective:</b> -Continue monthly meetings with various County departments to review applications that require approvals or comments from more than one County department.</p> <p><b>Funding Source:</b> Conservation &amp; Development</p> <p><b>Responsible Agency/Dept.:</b> Conservation &amp; Development, Public Works, and Health Services Departments</p> <p><b>Timeframe:</b> Ongoing</p>	<p>The County continues to coordinate and work with other various County departments and agencies when processing new applications. Regular meetings between community development, building inspection, and public works are scheduled to discuss the review and processing of applications and fees.</p>	<p>Continue</p>
<p><b>Program 28: Review and Update of Zoning &amp; Subdivision Ordinance</b></p> <p>The County regulates the type, location, density, and scale of residential development in the unincorporated areas primarily through the Planning and Zoning Code. Zoning regulations are designed to protect and promote the health, safety, and general welfare of residents as well as implement the policies of the County General Plan. The County is engaged in an ongoing process of reviewing the Planning and Zoning Code for consistency with State laws. The main purpose of this review is to ensure that the County's</p>	<p>The emergency shelter ordinance was adopted on November 4, 2014. The agricultural worker housing, permanent supportive housing, and transitional housing zoning ordinances were adopted on September 19, 2017. An ordinance to allow single-room occupancy (SRO) units was adopted in 2014.</p> <p>The County is reviewing the existing zoning ordinance as part of the General Plan update, currently underway.</p>	<p>Amend and continue</p>



Housing Program	Implementation Status	Continue /Modify/Delete
<p>requirements and standards do not act as a constraint to the development of affordable housing.</p> <p><b><u>Eight-year Program</u></b></p> <p><b>Objectives:</b></p> <ul style="list-style-type: none"> <li>-Periodically review the Planning and Zoning Code and other regulations to ensure that County policies and regulations do not constrain housing development and affordability.</li> <li>-Revise the zoning code to allow emergency shelters by right in the General Commercial zone, permit transitional and permanent housing as residential uses, and allow agricultural farmworker housing.</li> </ul> <p><b>Funding Source:</b> Conservation &amp; Development</p> <p><b>Responsible Agency/Dept.:</b> Conservation &amp; Development, and Public Works</p> <p><b>Timeframe:</b></p> <p>By December 31, 2014: Adopt emergency housing and single room occupancy ordinance. <i>(adopted 11/4/2014)</i></p> <p>1st quarter 2015: Adopt Agricultural worker housing, permanent supportive, and transitional housing zoning text changes</p> <p>Ongoing: period review of zoning and subdivision ordinances</p>		
<b>EQUAL HOUSING OPPORTUNITY</b>		
<p><b><u>Program 29: Anti-Discrimination Program</u></b></p> <p>To promote fair housing, the County allocates CDBG funds to local non-profit organizations for fair housing counseling and legal services. Services offered typically include advocacy and collaboration in support of fair housing opportunities for all; public outreach and education regarding fair housing rights; specialized property owner, management, and lender training; rental home seeking and relocation services; and discrimination complaint processing and investigation.</p> <p>All housing developers receiving financial assistance from the County are required to submit a marketing plan detailing the developer’s equal opportunity outreach program and demonstrating efforts to reach those people who are least likely to hear about affordable housing opportunities. Typical outreach includes distributing informational flyers to social</p>	<p>The County Board of Supervisors adopted a Countywide 2020-2025 Analysis of Impediments/Assessment to Fair Housing Choice report on June 11, 2019. The County worked with the Cities of Antioch, Concord, Pittsburg, and Walnut Creek as well as the three Public Housing Authorities in Contra Costa County to prepare this report.</p> <p>The County continued to provide fair housing services as described in the program, by contracting with ECHO Housing.</p>	<p>Amend and continue</p>

Housing Program	Implementation Status	Continue /Modify/Delete
<p>service agencies, and housing authority offices. Advertisements are placed in local newspapers and publications such as the Korea Times, Sing Tao, and El Mensajero.</p> <p>The Contra Costa Consortium has adopted the HUD-mandated Analysis of Impediments (AI) to Fair Housing Choice. The AI includes: a comprehensive review of the County’s laws, regulations, and administrative policies; an assessment of how those laws affect the location, availability, and accessibility of housing; and an assessment of conditions, both public and private, affecting fair housing choice.</p> <p><b><u>Eight-year Program</u></b></p> <p><b>Objectives:</b></p> <ul style="list-style-type: none"> <li>-Continue to support local non-profit organizations for fair housing counseling and legal services.</li> <li>-Carry out necessary actions to address the impediments to fair housing choice identified in the AI.</li> </ul> <p><b>Funding Source:</b> CDBG</p> <p><b>Responsible Agency/Dept.:</b> Conservation &amp; Development</p> <p><b>Timeframe:</b> Complete update to the AI after promulgation of new regulations</p>		
<p><b><u>Program 30: Residential Displacement Program</u></b></p> <p>In allocating affordable housing funds, the County assigns priority to projects that do not involve permanent relocation (displacement). However, projects involving relocation may be funded if required to eliminate unsafe or hazardous housing conditions, reverse conditions of neighborhood decline, stimulate revitalization of a specific area, and/or accomplish high priority affordable housing projects. In such situations, the County monitors projects to ensure that relocation consistent with federal and state requirements is provided. Wherever feasible, displaced households and organizations are offered the opportunity to relocate into the affordable housing project upon completion.</p> <p><b><u>Eight-year Program</u></b></p> <p><b>Objective:</b></p> <ul style="list-style-type: none"> <li>-Prevent permanent relocation to the extent practicable.</li> </ul>	<p>There is nothing to report during the planning period within the unincorporated county. The County will continue to monitor for potential displacement and implement this program, including complying with current state law regarding potential displacement.</p>	<p>Amend and continue</p>



Housing Program	Implementation Status	Continue /Modify/Delete
<p><b>Funding Source:</b> HOME, CDBG</p> <p><b>Responsible Agency/Dept.:</b> Conservation &amp; Development</p> <p><b>Timeframe:</b> Ongoing</p>		
<b>ENERGY CONSERVATION AND SUSTAINABLE DEVELOPMENT</b>		
<p><b><u>Program 31: Residential Energy Conservation Program</u></b></p> <p>Contra Costa County is actively involved in regional energy conservation and sustainable development activities. It is a member of the Bay Area Regional Energy Network, which provides rebates and incentives for energy conservation upgrades. The County is also an East Bay Energy Watch partner. Recognizing the hurdles residential property owners face when seeking to install solar panels, Contra Costa is participating in regional efforts to develop guidelines for solar energy retrofit projects. The County has begun to streamline the permitting process for solar panels by creating a checklist that includes the required elements to process a permit application. Staff are identifying common issues that delay approval. Building upon the checklist, staff will develop guidelines for property owners and contractors to streamline the application process. convert</p> <p><b><u>Eight-year Program</u></b></p> <p><b>Objective:</b> -Develop guidelines for solar energy home retrofit projects</p> <p><b>Funding Source:</b> Conservation &amp; Development</p> <p><b>Responsible Agency/Dept.:</b> Conservation &amp; Development</p> <p><b>Timeframe:</b> 2015: Review examples of guidelines for solar retrofit 2016: Draft County guidelines 2017: Adopt guidelines</p>	<p>Solar permits for roof-mounted residential photovoltaic (PV) systems are available online under the Application and Permit Center web page. Instructions for online submittal for expedited review is posted on the County’s web page. The number of residential solar permits issued in 2020 was 2,355.</p> <p>The County also participates in the Bay Area Regional Energy Network (BayREN), one of several Regional Energy Networks (RENS) established under the auspices of the California Public Utilities Commission. The program is led by the Association of Bay Area Governments in coordination with the nine Bay Area counties and provides rebates for owners and property managers that make specific energy-efficiency improvements to single-family and multifamily buildings. In 2020, there were 1,382 single-family home upgrades and 6 multifamily projects with 759 multifamily units upgraded countywide, which includes 103 single-family upgrades in the unincorporated county.</p>	Continue





**PLACEWORKS**

2040 Bancroft Way, Suite 400

Berkeley, California 94704

t 510.848.3815

[www.placeworks.com](http://www.placeworks.com)





# ENVISION CONTRA COSTA 2040

Board of Supervisors Study Session

December 6, 2022

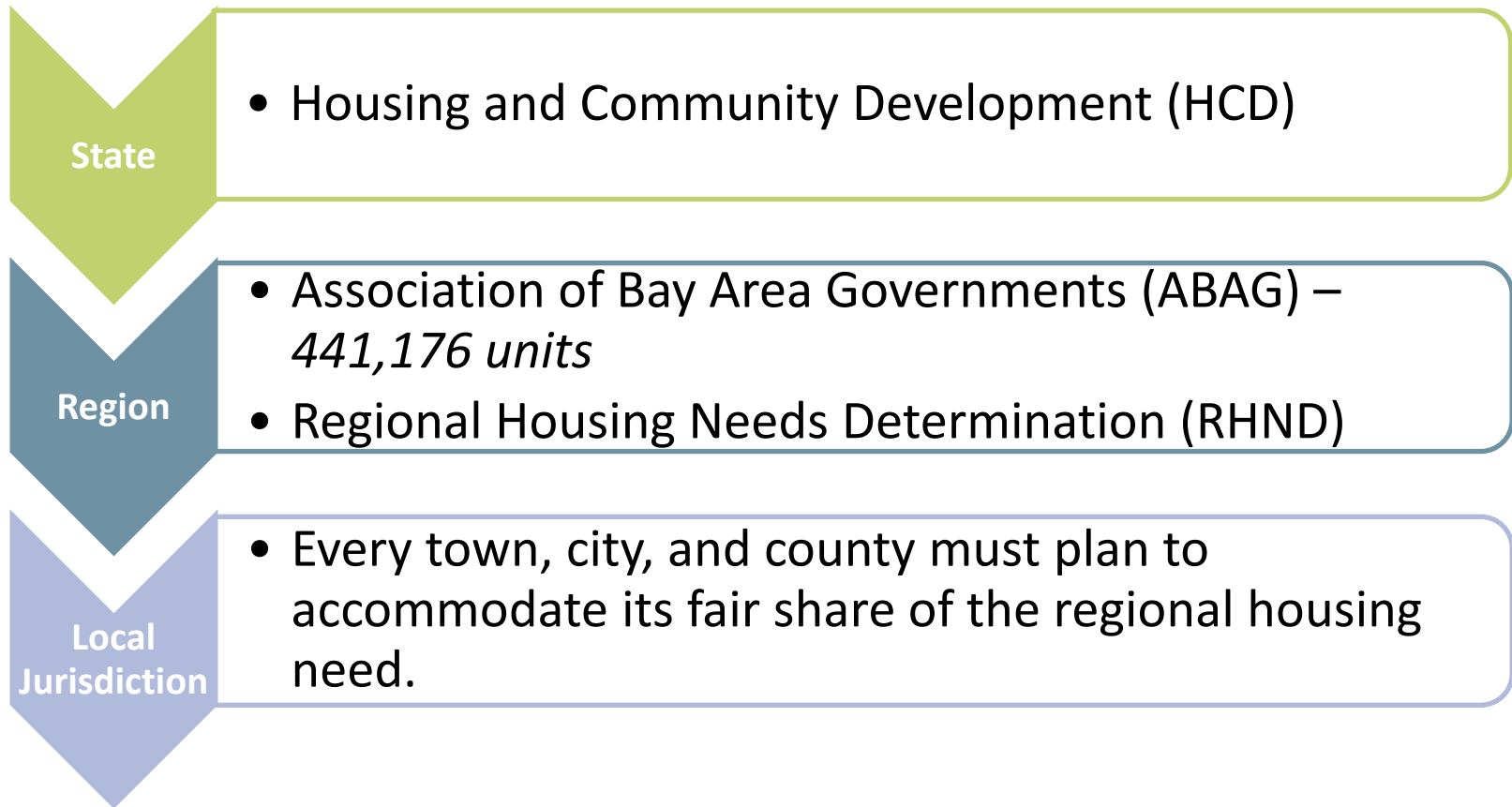
# Housing Element Overview

# Overview

- » **Adoption Deadline: January 31, 2023**
  - 6<sup>th</sup> Cycle Planning Period: January 31, 2023 – January 31, 2031
  - 5<sup>th</sup> Cycle Planning Period: January 31, 2015 – January 31, 2023
- » **Required Element of the General Plan**
- » **State-mandated update schedule**
- » **Review and certified by State (HCD) for compliance with State law**
- » **Plan for accommodating a jurisdiction's fair share of the regional housing need**

# Regional Housing Needs Allocation (RHNA)

# Regional Housing Needs Allocation (RHNA)



*Contra Costa County: 6<sup>th</sup> Cycle RHNA – 7,610 units*  
*5<sup>th</sup> Cycle RHNA – 1,367 units*

# Unincorporated Contra Costa County RHNA

Income Level	Percent of Median Family Income	Income Range – 4-Person Household	Number of Units
Very Low	50% or less	≤ \$71,400	2,072
Low	51% to 80%	\$71,401 - \$109,600	1,194
Moderate	81% to 120%	\$109,601 - \$171,350	1,211
Above Moderate	More than 120%	> \$171,350	3,133
<b>Total</b>			<b>7,610</b>



# Public Draft Housing Element

# What's In the Draft Housing Element?

- » Analysis of existing and projected housing needs
- » Inventory of available land for housing
- » Analysis of potential constraints on housing (e.g., permit processing procedures, fees)
- » Assessment of Fair Housing
- » Evaluation of previous housing element
- » Goals, policies, and implementation actions

# Housing Element Goals

- » Goal HE-1: Maintain and improve the quality of the existing housing stock and residential neighborhoods in Contra Costa County, including preserve the existing affordable housing stock.
- » Goal HE-2: Increase the supply of housing with a priority on the development of affordable housing, including housing affordable to extremely low-income households.
- » Goal HE-3: Increase the supply of appropriate and supportive housing for special-needs populations. social and economic resources among all communities in the county so that Impacted Communities are not disproportionately burdened by environmental pollution or other hazards.

# Housing Element Goals

- » Goal HE-4: Improve housing affordability for both renters and homeowners.
- » Goal HE-5: Provide adequate sites through appropriate land use and zoning designations to accommodate the County's share of regional housing needs.
- » Goal HE-6: Mitigate potential governmental constraints to housing development and affordability.
- » Goal HE-7: Promote equal opportunity for all residents to reside in the housing of their choice.
- » Goal HE-8: Promote energy-efficient retrofits of existing dwellings and exceeding building code requirements in new construction.

# Addressing the RHNA

Income Level	Number of Units	Approved Projects	Projected ADUs	Vacant and Underutilized Sites	Surplus Units
Very Low	2,072	107	164	5,380	2,549
Low	1,194		164		
Moderate	1,211	70	164	1,767	790
Above Moderate	3,133	1,855	54	2,369	1,145
<b>Total</b>	<b>7,610</b>	<b>2,032</b>	<b>546</b>	<b>9,516</b>	

# Project Schedule



# Project Schedule

Task	Timeframe
Consultations, Focus Groups and Administrative Draft Development	Fall 2021
Board of Supervisors Kickoff Meeting	December 7, 2021
Community Meeting	February 2022
Administrative Draft Housing Element	July 2022
Prepare Administrative Draft Environmental Review	March 2022 – August 2022
Public Review Draft	November 2022
Planning Commission Study Session	November 30, 2022
<b>Board of Supervisors Study Session</b>	<b>December 6, 2022</b>
Submit Draft to HCD (90-Day Review)	January – March 2023
2 <sup>nd</sup> HCD Review (60-Day Review) – if needed	March/April – May/June 2023
Adoption Hearings	Summer 2023
HCD Certification Review (60-Day Review)	Summer/Fall 2023



Contra  
Costa  
County

To: Board of Supervisors  
From: Diane Burgis, District III Supervisor  
Date: December 6, 2022

**Subject:** Ordinance Allowing the Sale and Delivery of Cannabis Vaping Products

---

**RECOMMENDATION(S):**

1. CONSIDER introducing Ordinance No. 2022-28, an ordinance allowing the sale and delivery of non-flavored cannabis vaping products, waive reading, and fix December 13, 2022, for adoption.
2. DIRECT Contra Costa Health Services to consult with stakeholders to develop a proposed program designed to raise awareness about the dangers of youth cannabis vaping and curtail the illegal market, and return to the Board of Supervisors with a recommended program with funding by the cannabis industry

**FISCAL IMPACT:**

There are minimal fiscal impacts associated with the adoption of this ordinance. If the Board of Supervisors approves the development of a program in the Contra Costa Health Services department to work with stakeholders to address the illegal market in cannabis and tobacco vaping, it is anticipated that there may be additional staffing costs which would be funded by the cannabis industry. There is the potential for additional revenue to the County by allowing the sale of non-flavored cannabis vaping products.

- 
- APPROVE
  OTHER  
 RECOMMENDATION OF CNTY ADMINISTRATOR
  RECOMMENDATION OF BOARD COMMITTEE
- 

Action of Board On: **12/06/2022**  APPROVED AS RECOMMENDED  OTHER

Clerks Notes:

**VOTE OF SUPERVISORS**

AYE: Candace Andersen, District II Supervisor  
Diane Burgis, District III Supervisor  
Karen Mitchoff, District IV Supervisor

NO: John Gioia, District I Supervisor  
Federal D. Glover, District V Supervisor

I hereby certify that this is a true and correct copy of an action taken and entered on the minutes of the Board of Supervisors on the date shown.

ATTESTED: December 6, 2022

Monica Nino, County Administrator and Clerk of the Board of Supervisors

By: June McHuen, Deputy

Contact: Teresa Gerringer, (925) 655-2330

cc:

## BACKGROUND:

In the November 2016 election, Californians approved Proposition 64 to legalize adult recreational cannabis usage. Contra Costa voters approved of recreational cannabis usage by 60.72%.

On August 7, 2018, the Board of Supervisors adopted Ordinance No. 2018-23, an ordinance to regulate commercial cannabis activities. The ordinance required anyone engaged in commercial cannabis activities or engaged in cannabis deliveries to obtain a County health permit in addition to all other licenses and permits required by the County and the state. The ordinance established standards for the retail sale and delivery of cannabis and cannabis products.

Since cannabis legalization in California, a number of cities in Contra Costa County have allowed recreational cannabis sales. These cities all allow the sale of cannabis vaping products. Currently, residents of the unincorporated area can purchase cannabis vaping products by going to a permitted cannabis retailer located in one of the cities which allow cannabis retail, however, they cannot purchase cannabis vaping products from a permitted cannabis retailer located in the unincorporated area.

The attached Ordinance No. 2022-28 would allow the sale of non-flavored cannabis vaping products by permitted cannabis retailers located in the unincorporated areas of Contra Costa County.

On November 19, 2019, the Board adopted Ordinance No. 2019-34, an ordinance to prohibit the sale of tobacco vaping products, flavored tobacco products, and menthol cigarettes. The ordinance also prohibited the sale or delivery of cannabis vaping products.

Following the adoption of Ordinance No. 2019-34, it has become apparent that many seniors and other adults rely on cannabis vaping products for both recreational and medical reasons. Under the existing ordinance, homebound seniors and adults in the unincorporated areas cannot receive vaping cannabis products from any source. The attached ordinance, Ordinance No. 2022-28, would allow the sale and delivery of non-flavored cannabis vaping products in unincorporated areas, while continuing to prohibit the sale of tobacco vaping products, flavored tobacco products, menthol cigarettes, and flavored cannabis products in unincorporated areas. The purpose of the ordinance is to ensure that seniors and other adults who use cannabis vaping products do not use unregulated and potentially tainted products, and to address geographical equity in access to legal products. Under the proposed Ordinance No. 2022-28, residents in unincorporated areas would be able to obtain non-flavored cannabis products just like residents in cities that allow cannabis sales and deliveries.

The recommended action would also direct Contra Costa Health Services to consult with stakeholders to develop a proposed program designed to raise awareness about and curtail the illegal market in cannabis and tobacco vaping and return to the Board of Supervisors with a recommended program.

## CONSEQUENCE OF NEGATIVE ACTION:

If the proposed ordinance is not adopted, seniors and other adults will be unfairly limited by geography and mobility, reducing their access to a substance that is legal in California and available in several cities around the County. These seniors and other adults may resort to purchasing cannabis vaping products on the illicit market, increasing the risk of using unregulated and tainted products. If an intensive and focused program to curtail the sale of illegal, untested cannabis vaping products is not developed, residents of all ages will remain unaware of the dangers of illegal products, which will increase their health risks.

## CHILDREN'S IMPACT STATEMENT:

The proposed ordinance would continue to prohibit the sale or delivery of all tobacco vaping products, all flavored tobacco and cannabis products, and menthol cigarettes in the entire unincorporated County area. The development of a program to raise awareness about and curtail the illegal market in cannabis and tobacco vaping will continue to reduce tobacco influence on youth and the associated negative health impacts.

## CLERK'S ADDENDUM

Speakers: Larry A. Bernard, M.D.; John Gomez, UFCW 5; Olivia T. Lazo; Garrison Hashine; Jim Araby, UFCW; Boston McGee; Stephanie Uy, NORML; Pablo Coronel; Renee Lee, Rossmoor Compassion Society; Nattali Lahdaa, Contra Costa NORML; Steven Chow, Shryne Group; Amaya; Jacqueline, West Contra Costa Alcohol Policy Coalition; No Name Given; Sean Kiernan; Dr. Lynn Silver, Senior Advisor, Public Health Institute U.C.S.F.; Pablo Gorman; Dale Geringer, Director California NORML; Joe Fillborehoff, Sacramento Commissioner; Mike McDermott; Michelle Swett, Austin Legal Group; Shamika Bowles, Youth Advocating Change Halting Tobacco; Zoe Schreiber, California Cannabis Industry Association, Garden of Eden Dispensaries and Alameda County and farms; William; Laura Fogelman; Sara Armstrong, Americans for Safe Access; Jimmy, Contra Costa Tobacco Coalition; Edgar Martinez, Antioch; Greg Kremenly.

## AGENDA ATTACHMENTS

Draft Ordinance No. 2022-28 Clean Copy

Draft Ordinance No. 2022-28 Redline Copy

## MINUTES ATTACHMENTS

Correspondence Received

ORDINANCE NO. 2022-28

ALLOWING THE SALE AND DELIVERY OF CANNABIS VAPING PRODUCTS

The Contra Costa County Board of Supervisors ordains as follows (omitting the parenthetical footnotes from the official text of the enacted or amended provisions of the County Ordinance Code):

**SECTION 1. SUMMARY.** This ordinance amends Chapter 413-4 of the County Ordinance Code to allow the sale and delivery of cannabis vaping products, while continuing to prohibit the sale of tobacco vaping products, flavored tobacco products, menthol cigarettes, and flavored cannabis products.

**SECTION 2.** Section 413-4.608 of the County Ordinance Code is amended to read:

**413-4.608 Retail sales standards.** A permittee that sells cannabis or cannabis products shall comply with all of the following standards in addition to the standards specified in Sections 413-4.602 and 413-4.604.

- (a) Within each building in which cannabis or cannabis products are sold, the permittee shall prominently display a sign including the following statement in bold print:  
“GOVERNMENT WARNING: CANNABIS IS A SCHEDULE I CONTROLLED SUBSTANCE. KEEP OUT OF REACH OF CHILDREN AND ANIMALS. CANNABIS MAY ONLY BE POSSESSED OR CONSUMED BY PERSONS 21 YEARS OF AGE OR OLDER UNLESS THE PERSON IS A QUALIFIED PATIENT. THE INTOXICATING EFFECTS OF CANNABIS MAY BE DELAYED UP TO TWO HOURS. CANNABIS USE WHILE PREGNANT OR BREASTFEEDING MAY BE HARMFUL. CONSUMPTION OF CANNABIS IMPAIRS YOUR ABILITY TO DRIVE AND OPERATE MACHINERY. PLEASE USE EXTREME CAUTION.”
- (b) Within each building in which cannabis or cannabis products are sold, the permittee shall establish a waiting area that persons must enter prior to entering the retail area. No person may be admitted to the waiting area without first verifying through examination of a government-issued identification card that he or she is at least the minimum age under state law to enter the premises. The waiting area must be physically separated from the retail area. No cannabis or cannabis product may be accessible to customers in the waiting area.
- (c) The permittee or at least one employee shall be physically present in the retail area at all times when any non-employee is in the retail area. Within the retail area, the number of non-employees may not exceed twice the number of employees at any time.
- (d) The sale of any non-cannabis food or beverage, alcohol or alcohol product, or tobacco or tobacco product from the permitted premises is prohibited.
- (e) The sale of more than 800 milligrams of tetrahydrocannabinol in the form of edible cannabis products to a single cannabis customer in a single day is prohibited.

- (f) The sale of any cannabis product listed in Section 40300 of Division 1 of Title 17 of the California Code of Regulations is prohibited.
- (g) The sale of any flavored cannabis product for which the primary use is human inhalation of the gases, particles, vapors, or byproducts released as a result of combustion, electrical ignition, or vaporization of the flavored cannabis product, is prohibited.
- (h) A permittee shall not sell, permit to be sold, offer for sale, or display for sale any cannabis or cannabis product by means of self-service display, vending machine, rack, counter-top, or shelf that allows self-service sales for any cannabis or cannabis product. All cannabis and cannabis products must be offered for sale only by means of permittee or employee assistance. (Ords. 2022-28 § 2, 2019-34 §4, 2018-23 § 2.)

**SECTION 3.** Section 413-4.610 of the County Ordinance Code is amended to read:

**413-4.610 Retail delivery standards.** A permittee that delivers cannabis or cannabis products from a retail location in the unincorporated area of the county to any location in the unincorporated area of the county shall comply with all of the following standards in addition to the standards specified in Sections 413-4.602 and 413-4.604. A permittee that delivers cannabis or cannabis products from a location outside the unincorporated area of the county to any location in the unincorporated area of the county shall comply with all of the following standards in addition to the standards specified in Section 413-4.602.

- (a) The delivery of more than 800 milligrams of tetrahydrocannabinol in the form of edible cannabis products to a single cannabis customer in a single day is prohibited.
- (b) The delivery of any cannabis product listed in Title 17, California Code of Regulations, section 40300, is prohibited.
- (c) The delivery of any flavored cannabis product for which the primary use is human inhalation of the gases, particles, vapors, or byproducts released as a result of combustion, electrical ignition, or vaporization of the flavored cannabis product, is prohibited.
- (d) A permittee may not display any advertisement upon any vehicle that is used for the delivery of cannabis or cannabis products that promotes any activity related to cannabis or that identifies the permittee or the business conducting the delivery.
- (e) A delivery employee who delivers cannabis or cannabis products to a customer shall have in his or her possession a copy of the permit issued under this chapter authorizing the delivery, which shall be made available upon request to law enforcement.
- (f) No delivery employee may deliver cannabis or cannabis products to a customer without first examining a government-issued identification card of the recipient to confirm that the recipient is the customer who requested the delivery and that the recipient is at least the minimum age under state law to purchase the cannabis or cannabis product.





ORDINANCE NO. 2022-28

ALLOWING THE SALE AND DELIVERY OF CANNABIS VAPING PRODUCTS

REDLINE VERSION

**SECTION 1. SUMMARY.** This ordinance amends Chapter 413-4 of the County Ordinance Code to allow the sale and delivery of cannabis vaping products, while continuing to prohibit the sale of tobacco vaping products, flavored tobacco products, menthol cigarettes, and flavored cannabis products.

**SECTION 2.** Section 413-4.608 of the County Ordinance Code is amended to read:

**413-4.608 Retail sales standards.** A permittee that sells cannabis or cannabis products shall comply with all of the following standards in addition to the standards specified in Sections 413-4.602 and 413-4.604.

- (a) Within each building in which cannabis or cannabis products are sold, the permittee shall prominently display a sign including the following statement in bold print:  
“GOVERNMENT WARNING: CANNABIS IS A SCHEDULE I CONTROLLED SUBSTANCE. KEEP OUT OF REACH OF CHILDREN AND ANIMALS. CANNABIS MAY ONLY BE POSSESSED OR CONSUMED BY PERSONS 21 YEARS OF AGE OR OLDER UNLESS THE PERSON IS A QUALIFIED PATIENT. THE INTOXICATING EFFECTS OF CANNABIS MAY BE DELAYED UP TO TWO HOURS. CANNABIS USE WHILE PREGNANT OR BREASTFEEDING MAY BE HARMFUL. CONSUMPTION OF CANNABIS IMPAIRS YOUR ABILITY TO DRIVE AND OPERATE MACHINERY. PLEASE USE EXTREME CAUTION.”
- (b) Within each building in which cannabis or cannabis products are sold, the permittee shall establish a waiting area that persons must enter prior to entering the retail area. No person may be admitted to the waiting area without first verifying through examination of a government-issued identification card that he or she is at least the minimum age under state law to enter the premises. The waiting area must be physically separated from the retail area. No cannabis or cannabis product may be accessible to customers in the waiting area.
- (c) The permittee or at least one employee shall be physically present in the retail area at all times when any non-employee is in the retail area. Within the retail area, the number of non-employees may not exceed twice the number of employees at any time.
- (d) The sale of any non-cannabis food or beverage, alcohol or alcohol product, or tobacco or tobacco product from the permitted premises is prohibited.
- (e) The sale of more than 800 milligrams of tetrahydrocannabinol in the form of edible cannabis products to a single cannabis customer in a single day is prohibited.
- (f) The sale of any cannabis product listed in Section 40300 of Division 1 of Title 17 of the California Code of Regulations is prohibited.

- (g) The sale of any flavored cannabis product for which the primary use is human inhalation of the gases, particles, vapors, or byproducts released as a result of combustion, electrical ignition, or vaporization of the flavored cannabis product, is prohibited.
- (h) A permittee shall not sell, permit to be sold, offer for sale, or display for sale any cannabis or cannabis product by means of self-service display, vending machine, rack, counter-top, or shelf that allows self-service sales for any cannabis or cannabis product. All cannabis and cannabis products must be offered for sale only by means of permittee or employee assistance.
- ~~(i) The sale of any electronic smoking device that contains tetrahydrocannabinol or any other cannabinoid, or can be used to deliver tetrahydrocannabinol or any other cannabinoid in aerosolized or vaporized form, is prohibited. For purposes of this subsection, “electronic smoking device” has the meaning set forth in Section 445-2.006. This subsection does not apply to any device regulated by the federal Family Smoking Prevention and Tobacco Control Act.~~
- ~~(j) The sale of any e-liquid that contains tetrahydrocannabinol or any other cannabinoid is prohibited. For purposes of this subsection, “e-liquid” has the meaning set forth in Section 445-2.006. This subsection does not apply to any substance regulated by the federal Family Smoking Prevention and Tobacco Control Act.~~

**SECTION 3.** Section 413-4.610 of the County Ordinance Code is amended to read:

**413-4.610 Retail delivery standards.** A permittee that delivers cannabis or cannabis products from a retail location in the unincorporated area of the county to any location in the unincorporated area of the county shall comply with all of the following standards in addition to the standards specified in Sections 413-4.602 and 413-4.604. A permittee that delivers cannabis or cannabis products from a location outside the unincorporated area of the county to any location in the unincorporated area of the county shall comply with all of the following standards in addition to the standards specified in Section 413-4.602.

- (a) The delivery of more than 800 milligrams of tetrahydrocannabinol in the form of edible cannabis products to a single cannabis customer in a single day is prohibited.
- (b) The delivery of any cannabis product listed in Title 17, California Code of Regulations, section 40300, is prohibited.
- (c) The delivery of any flavored cannabis product for which the primary use is human inhalation of the gases, particles, vapors, or byproducts released as a result of combustion, electrical ignition, or vaporization of the flavored cannabis product, is prohibited.

- (d) A permittee may not display any advertisement upon any vehicle that is used for the delivery of cannabis or cannabis products that promotes any activity related to cannabis or that identifies the permittee or the business conducting the delivery.
- (e) A delivery employee who delivers cannabis or cannabis products to a customer shall have in his or her possession a copy of the permit issued under this chapter authorizing the delivery, which shall be made available upon request to law enforcement.
- (f) No delivery employee may deliver cannabis or cannabis products to a customer without first examining a government-issued identification card of the recipient to confirm that the recipient is the customer who requested the delivery and that the recipient is at least the minimum age under state law to purchase the cannabis or cannabis product.
- (g) A delivery employee who delivers cannabis or cannabis products to a customer shall at the time of delivery provide the customer with a written warning that includes the following statement in bold print: “GOVERNMENT WARNING: CANNABIS IS A SCHEDULE I CONTROLLED SUBSTANCE. KEEP OUT OF REACH OF CHILDREN AND ANIMALS. CANNABIS MAY ONLY BE POSSESSED OR CONSUMED BY PERSONS 21 YEARS OF AGE OR OLDER UNLESS THE PERSON IS A QUALIFIED PATIENT. THE INTOXICATING EFFECTS OF CANNABIS MAY BE DELAYED UP TO TWO HOURS. CANNABIS USE WHILE PREGNANT OR BREASTFEEDING MAY BE HARMFUL. CONSUMPTION OF CANNABIS IMPAIRS YOUR ABILITY TO DRIVE AND OPERATE MACHINERY. PLEASE USE EXTREME CAUTION.”
- ~~(h) — The delivery of any electronic smoking device that contains tetrahydrocannabinol or any other cannabinoid, or can be used to deliver tetrahydrocannabinol or any other cannabinoid in aerosolized or vaporized form, is prohibited. For purposes of this subsection, “electronic smoking device” has the meaning set forth in Section 445-2.006. This subsection does not apply to any device regulated by the federal Family Smoking Prevention and Tobacco Control Act.~~
- ~~(i) — The delivery of any e-liquid that contains tetrahydrocannabinol or any other cannabinoid is prohibited. For purposes of this subsection, “e-liquid” has the meaning set forth in Section 445-2.006. This subsection does not apply to any substance regulated by the federal Family Smoking Prevention and Tobacco Control Act.~~

---


**From:** Steven Chow <[redacted]@shrynegroup.com>  
**Sent:** Monday, December 5, 2022 7:47 PM  
**To:** Clerk of the Board  
**Subject:** ITEM D.2 Letter of Support - Weed for Warriors Project  
**Attachments:** Weed for Warriors letter of support CoCo County Vape Ban Repeal final.pdf

Good Evening,

On behalf of Weed for Warriors Project, I'd like to share this letter with the Board of Supervisors regarding Item D.2. on the 12/6/22 agenda.

Weed for Warriors Project, a social justice organization supporting holistic rehabilitation for veterans through community-based projects, proactive care advocacy, cannabis education and compassion.

Thank you for your time and consideration,



**Steven Chow**  
Government Affairs Manager - Retail Expansion, Shryne Group, Inc.

(323) 304-8764 | [Steven.Chow@ShryneGroup.com](mailto:Steven.Chow@ShryneGroup.com)  
[www.shrynegroup.com](http://www.shrynegroup.com)



December 6th, 2022

Dear Contra Costa Board of Supervisors,

The Weed for Warriors Project is respectfully asking the Board of Supervisors to repeal the countywide ban on the sale of cannabis electronic smoking devices and cannabis e-liquids containing tetrahydrocannabinol or any other cannabinoid, otherwise known as “cannabis vapes.”

Founded in 2014, the Weed for Warriors Project aims to allow Veterans the freedom to use medical marijuana as a recognized medical alternative to harmful psychiatric drugs without any discrimination or unjust actions against the individual. Veterans represent 7% of the American population, yet account for 20% of the national suicide rate. An estimated 22 veterans commit suicide per day. Access to medical cannabis in all consumption forms is key to reducing suicide and promoting a better quality of life for veterans. The current countywide ban on cannabis vapes harms veterans by limiting our access to much-needed medicine. Furthermore, prohibiting the sale of state-compliant, legally manufactured, and tested cannabis vaping products has failed to make our communities safer and has unnecessarily harmed thousands of cannabis patients in the County.

With respect to vaping cannabis, it is important to understand that the vaporization of state-compliant cannabis is the safest of all cannabis consumption methods. This is because cannabis vape manufacturers can remove the hazardous material that would arise from smoking cannabis and provide a product that contains less than 1/1000th of the hazardous substances associated with smoking of cannabis flower. Prohibiting the sale of electronic cannabis vaporizers has only negatively impacted the cannabis patients of the County by denying them access to products that can aid in the healthy delivery of their medicine. In addition, cannabis vapes are often the preferred method of cannabis consumption for veterans. Many veterans and most medical patients are renters and live in housing that prohibits the consumption of cannabis flower, leaving cannabis vaping as the most effective and one of the only delivery methods for medicine. By taking away the ability to purchase cannabis vapes, you are taking away the ability for veterans to access their medicine and safely administer medicine in their homes.

The Weed for Warriors Project urges the Board of Supervisors to repeal the ban on the sale of state-compliant cannabis vapes in the County. The reactionary response to the vaping epidemic was done hastily with good intentions but has harmed thousands of patients and a new industry in the County. The County must do its part in combating the illicit cannabis marketplace and



support the rights of patients to access safe, tested, quality cannabis products. A ban on legal cannabis products only supports the illicit cannabis marketplace and reinforces the propagation of dangerous, illegally manufactured cannabis products in our communities. As men and women who have bravely served our country, we are only asking for the ability to safely access medical cannabis, including cannabis vaping products.

Thank you for your consideration,

Sean Kiernan  
CEO, Weed For Warriors Project



## June McHuen

---

**From:** Jacky Vera <jackyvera11095@gmail.com>  
**Sent:** Monday, December 5, 2022 6:17 PM  
**To:** John Gioia; Supervisor Candace Andersen; Supervisor\_Burgis; SupervisorMitchoff; District5; Clerk of the Board  
**Subject:** Public Comment for Agenda Item D2

Hello,

As a resident of Richmond, I am against Ordinance No. 2022-28. Alcohol and other drug prevention programs are underfunded and understaffed in our community and county. By banning the sale of vapes we are limiting the exposure and accessibility to these products for our kids. I am disappointed in our county. Prevention providers were given less than 24 hour notice, staff are currently on holiday, and our youth are in finals and in school during this time. I hope that the Board of Supervisors will think about our youth and their health.

---

**From:** Jacquelyne Vera  
**Sent:** Monday, December 5, 2022 6:05 PM  
**To:** John Gioia; Supervisor Candace Andersen; Supervisor\_Burgis; SupervisorMitchoff; District5; Clerk of the Board  
**Subject:** Public Comment for Agenda Item D2

Hello

The West Contra Costa Alcohol Policy Coalition is in opposition of Ordinance No. 2022-28. We worked hard to create and uphold Ordinance 2019-34. The coalition was given less than 24 hours to mobilize our community and members. The community has stated that they do not want the sale of vapes and non-flavored cannabis vaping products. Youth are accessing these products. By preventing the sales of vapes we are protecting our children. I hope that the Board of Supervisors will work with us to help us prevent our youth from accessing cannabis products and vapes.

Best,  
Jacquelyne Marlene Espejo Vera  
Alcohol & Marijuana Policy Coordinator  
Pronouns: She/Her/Hers  
Bay Area Community Resources  
11175 San Pablo Ave  
El Cerrito, CA 94530  
[jvera@bacr.org](mailto:jvera@bacr.org)

Dear Contra Costa Board of Supervisors,

Please repeal the countywide ban on the sale of cannabis vaporizers. This ban has made it difficult for seniors like myself to access quality cannabis products that help with my medical condition. Please consider the impact on seniors in Rossmoor and on patients throughout the county that use cannabis vaporizers to help with their medical conditions.

Vaping cannabis is less harsh than smoking cannabis. Vaping allows for accurate dispensing other consumption methods simply don't provide which allows medical patients to dose in a precise manner. Some patients who lack dexterity in their hands and cannot use a lighter to consume cannabis, and may have found that it is easier to administer medicine using cannabis vapes. Some of us have difficulty with mobility and cannot travel far for cannabis vapes. Delivery services in the County have also stopped carrying cannabis vapes making it harder for patients to get cannabis medicine they rely on.

I urge the Board to repeal the ban on the sale of state compliant cannabis vapes in the County. The knee jerk response to the vaping epidemic was understandably done hastily with good intentions but has harmed medical patients and a new industry in the County. The County must do their part in combating the illicit cannabis marketplace and support the rights of patients to access safe, tested, quality cannabis products. A ban on legal cannabis products only supports the illicit cannabis marketplace and reinforces the propagation of dangerous, illegally manufactured cannabis products in our communities.

Thank you for considering this request,



12/4/22

Name

Date

Dear Contra Costa Board of Supervisors,

Please repeal the countywide ban on the sale of cannabis vaporizers. This ban has made it difficult for seniors like myself to access quality cannabis products that help with my medical condition. Please consider the impact on seniors in Rossmoor and on patients throughout the county that use cannabis vaporizers to help with their medical conditions.

Vaping cannabis is less harsh than smoking cannabis. Vaping allows for accurate dispensing other consumption methods simply don't provide which allows medical patients to dose in a precise manner. Some patients who lack dexterity in their hands and cannot use a lighter to consume cannabis, and may have found that it is easier to administer medicine using cannabis vapes. Some of us have difficulty with mobility and cannot travel far for cannabis vapes. Delivery services in the County have also stopped carrying cannabis vapes making it harder for patients to get cannabis medicine they rely on.

I urge the Board to repeal the ban on the sale of state compliant cannabis vapes in the County. The knee jerk response to the vaping epidemic was understandably done hastily with good intentions but has harmed medical patients and a new industry in the County. The County must do their part in combating the illicit cannabis marketplace and support the rights of patients to access safe, tested, quality cannabis products. A ban on legal cannabis products only supports the illicit cannabis marketplace and reinforces the propagation of dangerous, illegally manufactured cannabis products in our communities.

Thank you for considering this request,



12/4/22

Name

Date

Dear Contra Costa Board of Supervisors,

Please repeal the countywide ban on the sale of cannabis vaporizers. This ban has made it difficult for seniors like myself to access quality cannabis products that help with my medical condition. Please consider the impact on seniors in Rossmoor and on patients throughout the county that use cannabis vaporizers to help with their medical conditions.

Vaping cannabis is less harsh than smoking cannabis. Vaping allows for accurate dispensing other consumption methods simply don't provide which allows medical patients to dose in a precise manner. Some patients who lack dexterity in their hands and cannot use a lighter to consume cannabis, and may have found that it is easier to administer medicine using cannabis vapes. Some of us have difficulty with mobility and cannot travel far for cannabis vapes. Delivery services in the County have also stopped carrying cannabis vapes making it harder for patients to get cannabis medicine they rely on.

I urge the Board to repeal the ban on the sale of state compliant cannabis vapes in the County. The knee jerk response to the vaping epidemic was understandably done hastily with good intentions but has harmed medical patients and a new industry in the County. The County must do their part in combating the illicit cannabis marketplace and support the rights of patients to access safe, tested, quality cannabis products. A ban on legal cannabis products only supports the illicit cannabis marketplace and reinforces the propagation of dangerous, illegally manufactured cannabis products in our communities.

Thank you for considering this request,

Edgar Rios

12-4-22

Name

Date

Dear Contra Costa Board of Supervisors,

Please repeal the countywide ban on the sale of cannabis vaporizers. This ban has made it difficult for seniors like myself to access quality cannabis products that help with my medical condition. Please consider the impact on seniors in Rossmoor and on patients throughout the county that use cannabis vaporizers to help with their medical conditions.

Vaping cannabis is less harsh than smoking cannabis. Vaping allows for accurate dispensing other consumption methods simply don't provide which allows medical patients to dose in a precise manner. Some patients who lack dexterity in their hands and cannot use a lighter to consume cannabis, and may have found that it is easier to administer medicine using cannabis vapes. Some of us have difficulty with mobility and cannot travel far for cannabis vapes. Delivery services in the County have also stopped carrying cannabis vapes making it harder for patients to get cannabis medicine they rely on.

I urge the Board to repeal the ban on the sale of state compliant cannabis vapes in the County. The knee jerk response to the vaping epidemic was understandably done hastily with good intentions but has harmed medical patients and a new industry in the County. The County must do their part in combating the illicit cannabis marketplace and support the rights of patients to access safe, tested, quality cannabis products. A ban on legal cannabis products only supports the illicit cannabis marketplace and reinforces the propagation of dangerous, illegally manufactured cannabis products in our communities.

Thank you for considering this request,

Ethan Sanceda 12/14/22

Name

Date



Dear Contra Costa Board of Supervisors,

Please repeal the countywide ban on the sale of cannabis vaporizers. This ban has made it difficult for seniors like myself to access quality cannabis products that help with my medical condition. Please consider the impact on seniors in Rossmoor and on patients throughout the county that use cannabis vaporizers to help with their medical conditions.

Vaping cannabis is less harsh than smoking cannabis. Vaping allows for accurate dispensing other consumption methods simply don't provide which allows medical patients to dose in a precise manner. Some patients who lack dexterity in their hands and cannot use a lighter to consume cannabis, and may have found that it is easier to administer medicine using cannabis vapes. Some of us have difficulty with mobility and cannot travel far for cannabis vapes. Delivery services in the County have also stopped carrying cannabis vapes making it harder for patients to get cannabis medicine they rely on.

I urge the Board to repeal the ban on the sale of state compliant cannabis vapes in the County. The knee jerk response to the vaping epidemic was understandably done hastily with good intentions but has harmed medical patients and a new industry in the County. The County must do their part in combating the illicit cannabis marketplace and support the rights of patients to access safe, tested, quality cannabis products. A ban on legal cannabis products only supports the illicit cannabis marketplace and reinforces the propagation of dangerous, illegally manufactured cannabis products in our communities.

Thank you for considering this request,

Andre Mack *AM*

12-4-22

Name

Date


Dear Contra Costa Board of Supervisors,

Please repeal the countywide ban on the sale of cannabis vaporizers. This ban has made it difficult for seniors like myself to access quality cannabis products that help with my medical condition. Please consider the impact on seniors in Rossmoor and on patients throughout the county that use cannabis vaporizers to help with their medical conditions.

Vaping cannabis is less harsh than smoking cannabis. Vaping allows for accurate dispensing other consumption methods simply don't provide which allows medical patients to dose in a precise manner. Some patients who lack dexterity in their hands and cannot use a lighter to consume cannabis, and may have found that it is easier to administer medicine using cannabis vapes. Some of us have difficulty with mobility and cannot travel far for cannabis vapes. Delivery services in the County have also stopped carrying cannabis vapes making it harder for patients to get cannabis medicine they rely on.

I urge the Board to repeal the ban on the sale of state compliant cannabis vapes in the County. The knee jerk response to the vaping epidemic was understandably done hastily with good intentions but has harmed medical patients and a new industry in the County. The County must do their part in combating the illicit cannabis marketplace and support the rights of patients to access safe, tested, quality cannabis products. A ban on legal cannabis products only supports the illicit cannabis marketplace and reinforces the propagation of dangerous, illegally manufactured cannabis products in our communities.

Thank you for considering this request,

Thomas Pearson  12/04/22

---

Name

Date

Dear Contra Costa Board of Supervisors,

Please repeal the countywide ban on the sale of cannabis vaporizers. This ban has made it difficult for seniors like myself to access quality cannabis products that help with my medical condition. Please consider the impact on seniors in Rossmoor and on patients throughout the county that use cannabis vaporizers to help with their medical conditions.

Vaping cannabis is less harsh than smoking cannabis. Vaping allows for accurate dispensing other consumption methods simply don't provide which allows medical patients to dose in a precise manner. Some patients who lack dexterity in their hands and cannot use a lighter to consume cannabis, and may have found that it is easier to administer medicine using cannabis vapes. Some of us have difficulty with mobility and cannot travel far for cannabis vapes. Delivery services in the County have also stopped carrying cannabis vapes making it harder for patients to get cannabis medicine they rely on.

I urge the Board to repeal the ban on the sale of state compliant cannabis vapes in the County. The knee jerk response to the vaping epidemic was understandably done hastily with good intentions but has harmed medical patients and a new industry in the County. The County must do their part in combating the illicit cannabis marketplace and support the rights of patients to access safe, tested, quality cannabis products. A ban on legal cannabis products only supports the illicit cannabis marketplace and reinforces the propagation of dangerous, illegally manufactured cannabis products in our communities.

Thank you for considering this request,



12/4/22

---

Name

Date


Dear Contra Costa Board of Supervisors,

Please repeal the countywide ban on the sale of cannabis vaporizers. This ban has made it difficult for seniors like myself to access quality cannabis products that help with my medical condition. Please consider the impact on seniors in Rossmoor and on patients throughout the county that use cannabis vaporizers to help with their medical conditions.

Vaping cannabis is less harsh than smoking cannabis. Vaping allows for accurate dispensing other consumption methods simply don't provide which allows medical patients to dose in a precise manner. Some patients who lack dexterity in their hands and cannot use a lighter to consume cannabis, and may have found that it is easier to administer medicine using cannabis vapes. Some of us have difficulty with mobility and cannot travel far for cannabis vapes. Delivery services in the County have also stopped carrying cannabis vapes making it harder for patients to get cannabis medicine they rely on.

I urge the Board to repeal the ban on the sale of state compliant cannabis vapes in the County. The knee jerk response to the vaping epidemic was understandably done hastily with good intentions but has harmed medical patients and a new industry in the County. The County must do their part in combating the illicit cannabis marketplace and support the rights of patients to access safe, tested, quality cannabis products. A ban on legal cannabis products only supports the illicit cannabis marketplace and reinforces the propagation of dangerous, illegally manufactured cannabis products in our communities.

Thank you for considering this request,



12/2022

Name

Date


Dear Contra Costa Board of Supervisors,

Please repeal the countywide ban on the sale of cannabis vaporizers. This ban has made it difficult for seniors like myself to access quality cannabis products that help with my medical condition. Please consider the impact on seniors in Rossmoor and on patients throughout the county that use cannabis vaporizers to help with their medical conditions.

Vaping cannabis is less harsh than smoking cannabis. Vaping allows for accurate dispensing other consumption methods simply don't provide which allows medical patients to dose in a precise manner. Some patients who lack dexterity in their hands and cannot use a lighter to consume cannabis, and may have found that it is easier to administer medicine using cannabis vapes. Some of us have difficulty with mobility and cannot travel far for cannabis vapes. Delivery services in the County have also stopped carrying cannabis vapes making it harder for patients to get cannabis medicine they rely on.

I urge the Board to repeal the ban on the sale of state compliant cannabis vapes in the County. The knee jerk response to the vaping epidemic was understandably done hastily with good intentions but has harmed medical patients and a new industry in the County. The County must do their part in combating the illicit cannabis marketplace and support the rights of patients to access safe, tested, quality cannabis products. A ban on legal cannabis products only supports the illicit cannabis marketplace and reinforces the propagation of dangerous, illegally manufactured cannabis products in our communities.

Thank you for considering this request,



Name



Date


Dear Contra Costa Board of Supervisors,

Please repeal the countywide ban on the sale of cannabis vaporizers. This ban has made it difficult for seniors like myself to access quality cannabis products that help with my medical condition. Please consider the impact on seniors in Rossmoor and on patients throughout the county that use cannabis vaporizers to help with their medical conditions.

Vaping cannabis is less harsh than smoking cannabis. Vaping allows for accurate dispensing other consumption methods simply don't provide which allows medical patients to dose in a precise manner. Some patients who lack dexterity in their hands and cannot use a lighter to consume cannabis, and may have found that it is easier to administer medicine using cannabis vapes. Some of us have difficulty with mobility and cannot travel far for cannabis vapes. Delivery services in the County have also stopped carrying cannabis vapes making it harder for patients to get cannabis medicine they rely on.

I urge the Board to repeal the ban on the sale of state compliant cannabis vapes in the County. The knee jerk response to the vaping epidemic was understandably done hastily with good intentions but has harmed medical patients and a new industry in the County. The County must do their part in combating the illicit cannabis marketplace and support the rights of patients to access safe, tested, quality cannabis products. A ban on legal cannabis products only supports the illicit cannabis marketplace and reinforces the propagation of dangerous, illegally manufactured cannabis products in our communities.

Thank you for considering this request,





Name

Date



Dear Contra Costa Board of Supervisors,

Please repeal the countywide ban on the sale of cannabis vaporizers. This ban has made it difficult for seniors like myself to access quality cannabis products that help with my medical condition. Please consider the impact on seniors in Rossmoor and on patients throughout the county that use cannabis vaporizers to help with their medical conditions.

Vaping cannabis is less harsh than smoking cannabis. Vaping allows for accurate dispensing other consumption methods simply don't provide which allows medical patients to dose in a precise manner. Some patients who lack dexterity in their hands and cannot use a lighter to consume cannabis, and may have found that it is easier to administer medicine using cannabis vapes. Some of us have difficulty with mobility and cannot travel far for cannabis vapes. Delivery services in the County have also stopped carrying cannabis vapes making it harder for patients to get cannabis medicine they rely on.

I urge the Board to repeal the ban on the sale of state compliant cannabis vapes in the County. The knee jerk response to the vaping epidemic was understandably done hastily with good intentions but has harmed medical patients and a new industry in the County. The County must do their part in combating the illicit cannabis marketplace and support the rights of patients to access safe, tested, quality cannabis products. A ban on legal cannabis products only supports the illicit cannabis marketplace and reinforces the propagation of dangerous, illegally manufactured cannabis products in our communities.

Thank you for considering this request,

  
Name

12/4/22  
Date


Dear Contra Costa Board of Supervisors,

Please repeal the countywide ban on the sale of cannabis vaporizers. This ban has made it difficult for seniors like myself to access quality cannabis products that help with my medical condition. Please consider the impact on seniors in Rossmoor and on patients throughout the county that use cannabis vaporizers to help with their medical conditions.

Vaping cannabis is less harsh than smoking cannabis. Vaping allows for accurate dispensing other consumption methods simply don't provide which allows medical patients to dose in a precise manner. Some patients who lack dexterity in their hands and cannot use a lighter to consume cannabis, and may have found that it is easier to administer medicine using cannabis vapes. Some of us have difficulty with mobility and cannot travel far for cannabis vapes. Delivery services in the County have also stopped carrying cannabis vapes making it harder for patients to get cannabis medicine they rely on.

I urge the Board to repeal the ban on the sale of state compliant cannabis vapes in the County. The knee jerk response to the vaping epidemic was understandably done hastily with good intentions but has harmed medical patients and a new industry in the County. The County must do their part in combating the illicit cannabis marketplace and support the rights of patients to access safe, tested, quality cannabis products. A ban on legal cannabis products only supports the illicit cannabis marketplace and reinforces the propagation of dangerous, illegally manufactured cannabis products in our communities.

Thank you for considering this request,



12-4-22

---

Name

Date

Dear Contra Costa Board of Supervisors,

Please repeal the countywide ban on the sale of cannabis vaporizers. This ban has made it difficult for seniors like myself to access quality cannabis products that help with my medical condition. Please consider the impact on seniors in Rossmoor and on patients throughout the county that use cannabis vaporizers to help with their medical conditions.

Vaping cannabis is less harsh than smoking cannabis. Vaping allows for accurate dispensing other consumption methods simply don't provide which allows medical patients to dose in a precise manner. Some patients who lack dexterity in their hands and cannot use a lighter to consume cannabis, and may have found that it is easier to administer medicine using cannabis vapes. Some of us have difficulty with mobility and cannot travel far for cannabis vapes. Delivery services in the County have also stopped carrying cannabis vapes making it harder for patients to get cannabis medicine they rely on.

I urge the Board to repeal the ban on the sale of state compliant cannabis vapes in the County. The knee jerk response to the vaping epidemic was understandably done hastily with good intentions but has harmed medical patients and a new industry in the County. The County must do their part in combating the illicit cannabis marketplace and support the rights of patients to access safe, tested, quality cannabis products. A ban on legal cannabis products only supports the illicit cannabis marketplace and reinforces the propagation of dangerous, illegally manufactured cannabis products in our communities.

Thank you for considering this request,

Audice Silva

Name

12-4-2022

Date

Dear Contra Costa Board of Supervisors,

Please repeal the countywide ban on the sale of cannabis vaporizers. This ban has made it difficult for seniors like myself to access quality cannabis products that help with my medical condition. Please consider the impact on seniors in Rossmoor and on patients throughout the county that use cannabis vaporizers to help with their medical conditions.

Vaping cannabis is less harsh than smoking cannabis. Vaping allows for accurate dispensing other consumption methods simply don't provide which allows medical patients to dose in a precise manner. Some patients who lack dexterity in their hands and cannot use a lighter to consume cannabis, and may have found that it is easier to administer medicine using cannabis vapes. Some of us have difficulty with mobility and cannot travel far for cannabis vapes. Delivery services in the County have also stopped carrying cannabis vapes making it harder for patients to get cannabis medicine they rely on.

I urge the Board to repeal the ban on the sale of state compliant cannabis vapes in the County. The knee jerk response to the vaping epidemic was understandably done hastily with good intentions but has harmed medical patients and a new industry in the County. The County must do their part in combating the illicit cannabis marketplace and support the rights of patients to access safe, tested, quality cannabis products. A ban on legal cannabis products only supports the illicit cannabis marketplace and reinforces the propagation of dangerous, illegally manufactured cannabis products in our communities.

Thank you for considering this request,



12-4-22

Name

Date



Dear Contra Costa Board of Supervisors,

Please repeal the countywide ban on the sale of cannabis vaporizers. This ban has made it difficult for seniors like myself to access quality cannabis products that help with my medical condition. Please consider the impact on seniors in Rossmoor and on patients throughout the county that use cannabis vaporizers to help with their medical conditions.


Vaping cannabis is less harsh than smoking cannabis. Vaping allows for accurate dispensing other consumption methods simply don't provide which allows medical patients to dose in a precise manner. Some patients who lack dexterity in their hands and cannot use a lighter to consume cannabis, and may have found that it is easier to administer medicine using cannabis vapes. Some of us have difficulty with mobility and cannot travel far for cannabis vapes. Delivery services in the County have also stopped carrying cannabis vapes making it harder for patients to get cannabis medicine they rely on.

I urge the Board to repeal the ban on the sale of state compliant cannabis vapes in the County. The knee jerk response to the vaping epidemic was understandably done hastily with good intentions but has harmed medical patients and a new industry in the County. The County must do their part in combating the illicit cannabis marketplace and support the rights of patients to access safe, tested, quality cannabis products. A ban on legal cannabis products only supports the illicit cannabis marketplace and reinforces the propagation of dangerous, illegally manufactured cannabis products in our communities.

Thank you for considering this request.



Name



Date


Dear Contra Costa Board of Supervisors,

Please repeal the countywide ban on the sale of cannabis vaporizers. This ban has made it difficult for seniors like myself to access quality cannabis products that help with my medical condition. Please consider the impact on seniors in Rossmoor and on patients throughout the county that use cannabis vaporizers to help with their medical conditions.

Vaping cannabis is less harsh than smoking cannabis. Vaping allows for accurate dispensing other consumption methods simply don't provide which allows medical patients to dose in a precise manner. Some patients who lack dexterity in their hands and cannot use a lighter to consume cannabis, and may have found that it is easier to administer medicine using cannabis vapes. Some of us have difficulty with mobility and cannot travel far for cannabis vapes. Delivery services in the County have also stopped carrying cannabis vapes making it harder for patients to get cannabis medicine they rely on.

I urge the Board to repeal the ban on the sale of state compliant cannabis vapes in the County. The knee jerk response to the vaping epidemic was understandably done hastily with good intentions but has harmed medical patients and a new industry in the County. The County must do their part in combating the illicit cannabis marketplace and support the rights of patients to access safe, tested, quality cannabis products. A ban on legal cannabis products only supports the illicit cannabis marketplace and reinforces the propagation of dangerous, illegally manufactured cannabis products in our communities.

Thank you for considering this request,

 Sid Akbar  
12/4/22

---

Name Date



Dear Contra Costa Board of Supervisors,

Please repeal the countywide ban on the sale of cannabis vaporizers. This ban has made it difficult for seniors like myself to access quality cannabis products that help with my medical condition. Please consider the impact on seniors in Rossmoor and on patients throughout the county that use cannabis vaporizers to help with their medical conditions.

Vaping cannabis is less harsh than smoking cannabis. Vaping allows for accurate dispensing other consumption methods simply don't provide which allows medical patients to dose in a precise manner. Some patients who lack dexterity in their hands and cannot use a lighter to consume cannabis, and may have found that it is easier to administer medicine using cannabis vapes. Some of us have difficulty with mobility and cannot travel far for cannabis vapes. Delivery services in the County have also stopped carrying cannabis vapes making it harder for patients to get cannabis medicine they rely on.

I urge the Board to repeal the ban on the sale of state compliant cannabis vapes in the County. The knee jerk response to the vaping epidemic was understandably done hastily with good intentions but has harmed medical patients and a new industry in the County. The County must do their part in combating the illicit cannabis marketplace and support the rights of patients to access safe, tested, quality cannabis products. A ban on legal cannabis products only supports the illicit cannabis marketplace and reinforces the propagation of dangerous, illegally manufactured cannabis products in our communities.

Thank you for considering this request.

Name

Isabella Popov

Date

12/04/22

Dear Contra Costa Board of Supervisors,

Please repeal the countywide ban on the sale of cannabis vaporizers. This ban has made it difficult for seniors like myself to access quality cannabis products that help with my medical condition. Please consider the impact on seniors in Rossmoor and on patients throughout the county that use cannabis vaporizers to help with their medical conditions.


Vaping cannabis is less harsh than smoking cannabis. Vaping allows for accurate dispensing other consumption methods simply don't provide which allows medical patients to dose in a precise manner. Some patients who lack dexterity in their hands and cannot use a lighter to consume cannabis, and may have found that it is easier to administer medicine using cannabis vapes. Some of us have difficulty with mobility and cannot travel far for cannabis vapes. Delivery services in the County have also stopped carrying cannabis vapes making it harder for patients to get cannabis medicine they rely on.

I urge the Board to repeal the ban on the sale of state compliant cannabis vapes in the County. The knee jerk response to the vaping epidemic was understandably done hastily with good intentions but has harmed medical patients and a new industry in the County. The County must do their part in combating the illicit cannabis marketplace and support the rights of patients to access safe, tested, quality cannabis products. A ban on legal cannabis products only supports the illicit cannabis marketplace and reinforces the propagation of dangerous, illegally manufactured cannabis products in our communities.

Thank you for considering this request,



Name



Date


Dear Contra Costa Board of Supervisors,

Please repeal the countywide ban on the sale of cannabis vaporizers. This ban has made it difficult for seniors like myself to access quality cannabis products that help with my medical condition. Please consider the impact on seniors in Rossmoor and on patients throughout the county that use cannabis vaporizers to help with their medical conditions.

Vaping cannabis is less harsh than smoking cannabis. Vaping allows for accurate dispensing other consumption methods simply don't provide which allows medical patients to dose in a precise manner. Some patients who lack dexterity in their hands and cannot use a lighter to consume cannabis, and may have found that it is easier to administer medicine using cannabis vapes. Some of us have difficulty with mobility and cannot travel far for cannabis vapes. Delivery services in the County have also stopped carrying cannabis vapes making it harder for patients to get cannabis medicine they rely on.

I urge the Board to repeal the ban on the sale of state compliant cannabis vapes in the County. The knee jerk response to the vaping epidemic was understandably done hastily with good intentions but has harmed medical patients and a new industry in the County. The County must do their part in combating the illicit cannabis marketplace and support the rights of patients to access safe, tested, quality cannabis products. A ban on legal cannabis products only supports the illicit cannabis marketplace and reinforces the propagation of dangerous, illegally manufactured cannabis products in our communities.

Thank you for considering this request.



Name

12/4/22

Date




Dear Contra Costa Board of Supervisors,

Please repeal the countywide ban on the sale of cannabis vaporizers. This ban has made it difficult for seniors like myself to access quality cannabis products that help with my medical condition. Please consider the impact on seniors in Rossmoor and on patients throughout the county that use cannabis vaporizers to help with their medical conditions.


Vaping cannabis is less harsh than smoking cannabis. Vaping allows for accurate dispensing other consumption methods simply don't provide which allows medical patients to dose in a precise manner. Some patients who lack dexterity in their hands and cannot use a lighter to consume cannabis, and may have found that it is easier to administer medicine using cannabis vapes. Some of us have difficulty with mobility and cannot travel far for cannabis vapes. Delivery services in the County have also stopped carrying cannabis vapes making it harder for patients to get cannabis medicine they rely on.

I urge the Board to repeal the ban on the sale of state compliant cannabis vapes in the County. The knee jerk response to the vaping epidemic was understandably done hastily with good intentions but has harmed medical patients and a new industry in the County. The County must do their part in combating the illicit cannabis marketplace and support the rights of patients to access safe, tested, quality cannabis products. A ban on legal cannabis products only supports the illicit cannabis marketplace and reinforces the propagation of dangerous, illegally manufactured cannabis products in our communities.

Thank you for considering this request,



Name



Date

Dear Contra Costa Board of Supervisors,

Please repeal the countywide ban on the sale of cannabis vaporizers. This ban has made it difficult for seniors like myself to access quality cannabis products that help with my medical condition. Please consider the impact on seniors in Rossmoor and on patients throughout the county that use cannabis vaporizers to help with their medical conditions.

Vaping cannabis is less harsh than smoking cannabis. Vaping allows for accurate dispensing other consumption methods simply don't provide which allows medical patients to dose in a precise manner. Some patients who lack dexterity in their hands and cannot use a lighter to consume cannabis, and may have found that it is easier to administer medicine using cannabis vapes. Some of us have difficulty with mobility and cannot travel far for cannabis vapes. Delivery services in the County have also stopped carrying cannabis vapes making it harder for patients to get cannabis medicine they rely on.

I urge the Board to repeal the ban on the sale of state compliant cannabis vapes in the County. The knee jerk response to the vaping epidemic was understandably done hastily with good intentions but has harmed medical patients and a new industry in the County. The County must do their part in combating the illicit cannabis marketplace and support the rights of patients to access safe, tested, quality cannabis products. A ban on legal cannabis products only supports the illicit cannabis marketplace and reinforces the propagation of dangerous, illegally manufactured cannabis products in our communities.

Thank you for considering this request,

  
Name

12/4/2022  
Date


Dear Contra Costa Board of Supervisors,

Please repeal the countywide ban on the sale of cannabis vaporizers. This ban has made it difficult for seniors like myself to access quality cannabis products that help with my medical condition. Please consider the impact on seniors in Rossmoor and on patients throughout the county that use cannabis vaporizers to help with their medical conditions.

Vaping cannabis is less harsh than smoking cannabis. Vaping allows for accurate dispensing other consumption methods simply don't provide which allows medical patients to dose in a precise manner. Some patients who lack dexterity in their hands and cannot use a lighter to consume cannabis, and may have found that it is easier to administer medicine using cannabis vapes. Some of us have difficulty with mobility and cannot travel far for cannabis vapes. Delivery services in the County have also stopped carrying cannabis vapes making it harder for patients to get cannabis medicine they rely on.

I urge the Board to repeal the ban on the sale of state compliant cannabis vapes in the County. The knee jerk response to the vaping epidemic was understandably done hastily with good intentions but has harmed medical patients and a new industry in the County. The County must do their part in combating the illicit cannabis marketplace and support the rights of patients to access safe, tested, quality cannabis products. A ban on legal cannabis products only supports the illicit cannabis marketplace and reinforces the propagation of dangerous, illegally manufactured cannabis products in our communities.

Thank you for considering this request,



Name



Date




Dear Contra Costa Board of Supervisors,

Please repeal the countywide ban on the sale of cannabis vaporizers. This ban has made it difficult for seniors like myself to access quality cannabis products that help with my medical condition. Please consider the impact on seniors in Rossmoor and on patients throughout the county that use cannabis vaporizers to help with their medical conditions.

Vaping cannabis is less harsh than smoking cannabis. Vaping allows for accurate dispensing other consumption methods simply don't provide which allows medical patients to dose in a precise manner. Some patients who lack dexterity in their hands and cannot use a lighter to consume cannabis, and may have found that it is easier to administer medicine using cannabis vapes. Some of us have difficulty with mobility and cannot travel far for cannabis vapes. Delivery services in the County have also stopped carrying cannabis vapes making it harder for patients to get cannabis medicine they rely on.

I urge the Board to repeal the ban on the sale of state compliant cannabis vapes in the County. The knee jerk response to the vaping epidemic was understandably done hastily with good intentions but has harmed medical patients and a new industry in the County. The County must do their part in combating the illicit cannabis marketplace and support the rights of patients to access safe, tested, quality cannabis products. A ban on legal cannabis products only supports the illicit cannabis marketplace and reinforces the propagation of dangerous, illegally manufactured cannabis products in our communities.

Thank you for considering this request,

  
Name

12/4/22

Date

Dear Contra Costa Board of Supervisors,

Please repeal the countywide ban on the sale of cannabis vaporizers. This ban has made it difficult for seniors like myself to access quality cannabis products that help with my medical condition. Please consider the impact on seniors in Rossmoor and on patients throughout the county that use cannabis vaporizers to help with their medical conditions.

Vaping cannabis is less harsh than smoking cannabis. Vaping allows for accurate dispensing other consumption methods simply don't provide which allows medical patients to dose in a precise manner. Some patients who lack dexterity in their hands and cannot use a lighter to consume cannabis, and may have found that it is easier to administer medicine using cannabis vapes. Some of us have difficulty with mobility and cannot travel far for cannabis vapes. Delivery services in the County have also stopped carrying cannabis vapes making it harder for patients to get cannabis medicine they rely on.

I urge the Board to repeal the ban on the sale of state compliant cannabis vapes in the County. The knee jerk response to the vaping epidemic was understandably done hastily with good intentions but has harmed medical patients and a new industry in the County. The County must do their part in combating the illicit cannabis marketplace and support the rights of patients to access safe, tested, quality cannabis products. A ban on legal cannabis products only supports the illicit cannabis marketplace and reinforces the propagation of dangerous, illegally manufactured cannabis products in our communities.

Thank you for considering this request,



12/4/22

---

Name

Date


Dear Contra Costa Board of Supervisors,

Please repeal the countywide ban on the sale of cannabis vaporizers. This ban has made it difficult for seniors like myself to access quality cannabis products that help with my medical condition. Please consider the impact on seniors in Rossmoor and on patients throughout the county that use cannabis vaporizers to help with their medical conditions.

Vaping cannabis is less harsh than smoking cannabis. Vaping allows for accurate dispensing other consumption methods simply don't provide which allows medical patients to dose in a precise manner. Some patients who lack dexterity in their hands and cannot use a lighter to consume cannabis, and may have found that it is easier to administer medicine using cannabis vapes. Some of us have difficulty with mobility and cannot travel far for cannabis vapes. Delivery services in the County have also stopped carrying cannabis vapes making it harder for patients to get cannabis medicine they rely on.

I urge the Board to repeal the ban on the sale of state compliant cannabis vapes in the County. The knee jerk response to the vaping epidemic was understandably done hastily with good intentions but has harmed medical patients and a new industry in the County. The County must do their part in combating the illicit cannabis marketplace and support the rights of patients to access safe, tested, quality cannabis products. A ban on legal cannabis products only supports the illicit cannabis marketplace and reinforces the propagation of dangerous, illegally manufactured cannabis products in our communities.

Thank you for considering this request,



12/4/22

Name

Date

Dear Contra Costa Board of Supervisors,

Please repeal the countywide ban on the sale of cannabis vaporizers. This ban has made it difficult for seniors like myself to access quality cannabis products that help with my medical condition. Please consider the impact on seniors in Rossmoor and on patients throughout the county that use cannabis vaporizers to help with their medical conditions.

Vaping cannabis is less harsh than smoking cannabis. Vaping allows for accurate dispensing other consumption methods simply don't provide which allows medical patients to dose in a precise manner. Some patients who lack dexterity in their hands and cannot use a lighter to consume cannabis, and may have found that it is easier to administer medicine using cannabis vapes. Some of us have difficulty with mobility and cannot travel far for cannabis vapes. Delivery services in the County have also stopped carrying cannabis vapes making it harder for patients to get cannabis medicine they rely on.

I urge the Board to repeal the ban on the sale of state compliant cannabis vapes in the County. The knee jerk response to the vaping epidemic was understandably done hastily with good intentions but has harmed medical patients and a new industry in the County. The County must do their part in combating the illicit cannabis marketplace and support the rights of patients to access safe, tested, quality cannabis products. A ban on legal cannabis products only supports the illicit cannabis marketplace and reinforces the propagation of dangerous, illegally manufactured cannabis products in our communities.

Thank you for considering this request,



Name

12/4/22

Date

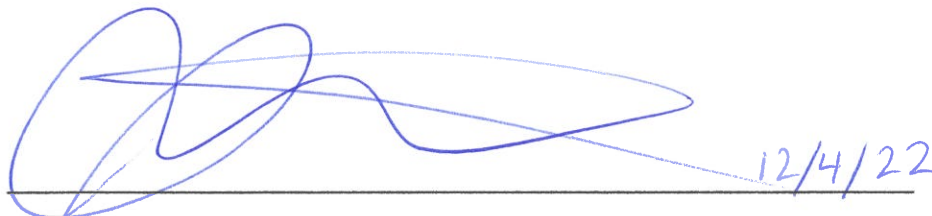
Dear Contra Costa Board of Supervisors,

Please repeal the countywide ban on the sale of cannabis vaporizers. This ban has made it difficult for seniors like myself to access quality cannabis products that help with my medical condition. Please consider the impact on seniors in Rossmoor and on patients throughout the county that use cannabis vaporizers to help with their medical conditions.

Vaping cannabis is less harsh than smoking cannabis. Vaping allows for accurate dispensing other consumption methods simply don't provide which allows medical patients to dose in a precise manner. Some patients who lack dexterity in their hands and cannot use a lighter to consume cannabis, and may have found that it is easier to administer medicine using cannabis vapes. Some of us have difficulty with mobility and cannot travel far for cannabis vapes. Delivery services in the County have also stopped carrying cannabis vapes making it harder for patients to get cannabis medicine they rely on.

I urge the Board to repeal the ban on the sale of state compliant cannabis vapes in the County. The knee jerk response to the vaping epidemic was understandably done hastily with good intentions but has harmed medical patients and a new industry in the County. The County must do their part in combating the illicit cannabis marketplace and support the rights of patients to access safe, tested, quality cannabis products. A ban on legal cannabis products only supports the illicit cannabis marketplace and reinforces the propagation of dangerous, illegally manufactured cannabis products in our communities.

Thank you for considering this request,

A handwritten signature in blue ink, consisting of several overlapping loops and a long horizontal stroke extending to the right.

Name

Date


Dear Contra Costa Board of Supervisors,

Please repeal the countywide ban on the sale of cannabis vaporizers. This ban has made it difficult for seniors like myself to access quality cannabis products that help with my medical condition. Please consider the impact on seniors in Rossmoor and on patients throughout the county that use cannabis vaporizers to help with their medical conditions.

Vaping cannabis is less harsh than smoking cannabis. Vaping allows for accurate dispensing other consumption methods simply don't provide which allows medical patients to dose in a precise manner. Some patients who lack dexterity in their hands and cannot use a lighter to consume cannabis, and may have found that it is easier to administer medicine using cannabis vapes. Some of us have difficulty with mobility and cannot travel far for cannabis vapes. Delivery services in the County have also stopped carrying cannabis vapes making it harder for patients to get cannabis medicine they rely on.

I urge the Board to repeal the ban on the sale of state compliant cannabis vapes in the County. The knee jerk response to the vaping epidemic was understandably done hastily with good intentions but has harmed medical patients and a new industry in the County. The County must do their part in combating the illicit cannabis marketplace and support the rights of patients to access safe, tested, quality cannabis products. A ban on legal cannabis products only supports the illicit cannabis marketplace and reinforces the propagation of dangerous, illegally manufactured cannabis products in our communities.

Thank you for considering this request,

  
\_\_\_\_\_

Name

Date

12/4/2022




Dear Contra Costa Board of Supervisors,


Please repeal the countywide ban on the sale of cannabis vaporizers. This ban has made it difficult for seniors like myself to access quality cannabis products that help with my medical condition. Please consider the impact on seniors in Rossmoor and on patients throughout the county that use cannabis vaporizers to help with their medical conditions.

Vaping cannabis is less harsh than smoking cannabis. Vaping allows for accurate dispensing other consumption methods simply don't provide which allows medical patients to dose in a precise manner. Some patients who lack dexterity in their hands and cannot use a lighter to consume cannabis, and may have found that it is easier to administer medicine using cannabis vapes. Some of us have difficulty with mobility and cannot travel far for cannabis vapes. Delivery services in the County have also stopped carrying cannabis vapes making it harder for patients to get cannabis medicine they rely on.

I urge the Board to repeal the ban on the sale of state compliant cannabis vapes in the County. The knee jerk response to the vaping epidemic was understandably done hastily with good intentions but has harmed medical patients and a new industry in the County. The County must do their part in combating the illicit cannabis marketplace and support the rights of patients to access safe, tested, quality cannabis products. A ban on legal cannabis products only supports the illicit cannabis marketplace and reinforces the propagation of dangerous, illegally manufactured cannabis products in our communities.

Thank you for considering this request,

  
Name

  
Date

Dear Contra Costa Board of Supervisors,

Please repeal the countywide ban on the sale of cannabis vaporizers. This ban has made it difficult for seniors like myself to access quality cannabis products that help with my medical condition. Please consider the impact on seniors in Rossmoor and on patients throughout the county that use cannabis vaporizers to help with their medical conditions.

Vaping cannabis is less harsh than smoking cannabis. Vaping allows for accurate dispensing other consumption methods simply don't provide which allows medical patients to dose in a precise manner. Some patients who lack dexterity in their hands and cannot use a lighter to consume cannabis, and may have found that it is easier to administer medicine using cannabis vapes. Some of us have difficulty with mobility and cannot travel far for cannabis vapes. Delivery services in the County have also stopped carrying cannabis vapes making it harder for patients to get cannabis medicine they rely on.

I urge the Board to repeal the ban on the sale of state compliant cannabis vapes in the County. The knee jerk response to the vaping epidemic was understandably done hastily with good intentions but has harmed medical patients and a new industry in the County. The County must do their part in combating the illicit cannabis marketplace and support the rights of patients to access safe, tested, quality cannabis products. A ban on legal cannabis products only supports the illicit cannabis marketplace and reinforces the propagation of dangerous, illegally manufactured cannabis products in our communities.

Thank you for considering this request.

A handwritten signature in blue ink that reads "Jasmine F. Hughes" followed by the date "12/4/02". The signature is written over a horizontal line.

Name

Date


Dear Contra Costa Board of Supervisors,

Please repeal the countywide ban on the sale of cannabis vaporizers. This ban has made it difficult for seniors like myself to access quality cannabis products that help with my medical condition. Please consider the impact on seniors in Rossmoor and on patients throughout the county that use cannabis vaporizers to help with their medical conditions.

Vaping cannabis is less harsh than smoking cannabis. Vaping allows for accurate dispensing other consumption methods simply don't provide which allows medical patients to dose in a precise manner. Some patients who lack dexterity in their hands and cannot use a lighter to consume cannabis, and may have found that it is easier to administer medicine using cannabis vapes. Some of us have difficulty with mobility and cannot travel far for cannabis vapes. Delivery services in the County have also stopped carrying cannabis vapes making it harder for patients to get cannabis medicine they rely on.

I urge the Board to repeal the ban on the sale of state compliant cannabis vapes in the County. The knee jerk response to the vaping epidemic was understandably done hastily with good intentions but has harmed medical patients and a new industry in the County. The County must do their part in combating the illicit cannabis marketplace and support the rights of patients to access safe, tested, quality cannabis products. A ban on legal cannabis products only supports the illicit cannabis marketplace and reinforces the propagation of dangerous, illegally manufactured cannabis products in our communities.

Thank you for considering this request.

  
Name

12-4-22

Date

Dear Contra Costa Board of Supervisors,

Please repeal the countywide ban on the sale of cannabis vaporizers. This ban has made it difficult for seniors like myself to access quality cannabis products that help with my medical condition. Please consider the impact on seniors in Rossmoor and on patients throughout the county that use cannabis vaporizers to help with their medical conditions.

Vaping cannabis is less harsh than smoking cannabis. Vaping allows for accurate dispensing other consumption methods simply don't provide which allows medical patients to dose in a precise manner. Some patients who lack dexterity in their hands and cannot use a lighter to consume cannabis, and may have found that it is easier to administer medicine using cannabis vapes. Some of us have difficulty with mobility and cannot travel far for cannabis vapes. Delivery services in the County have also stopped carrying cannabis vapes making it harder for patients to get cannabis medicine they rely on.

I urge the Board to repeal the ban on the sale of state compliant cannabis vapes in the County. The knee jerk response to the vaping epidemic was understandably done hastily with good intentions but has harmed medical patients and a new industry in the County. The County must do their part in combating the illicit cannabis marketplace and support the rights of patients to access safe, tested, quality cannabis products. A ban on legal cannabis products only supports the illicit cannabis marketplace and reinforces the propagation of dangerous, illegally manufactured cannabis products in our communities.

Thank you for considering this request,

  
Name Date



Dear Contra Costa Board of Supervisors,

Please repeal the countywide ban on the sale of cannabis vaporizers. This ban has made it difficult for seniors like myself to access quality cannabis products that help with my medical condition. Please consider the impact on seniors in Rossmoor and on patients throughout the county that use cannabis vaporizers to help with their medical conditions.

Vaping cannabis is less harsh than smoking cannabis. Vaping allows for accurate dispensing other consumption methods simply don't provide which allows medical patients to dose in a precise manner. Some patients who lack dexterity in their hands and cannot use a lighter to consume cannabis, and may have found that it is easier to administer medicine using cannabis vapes. Some of us have difficulty with mobility and cannot travel far for cannabis vapes. Delivery services in the County have also stopped carrying cannabis vapes making it harder for patients to get cannabis medicine they rely on.

I urge the Board to repeal the ban on the sale of state compliant cannabis vapes in the County. The knee jerk response to the vaping epidemic was understandably done hastily with good intentions but has harmed medical patients and a new industry in the County. The County must do their part in combating the illicit cannabis marketplace and support the rights of patients to access safe, tested, quality cannabis products. A ban on legal cannabis products only supports the illicit cannabis marketplace and reinforces the propagation of dangerous, illegally manufactured cannabis products in our communities.

Thank you for considering this request,

Troy Brown

Name

12-9-22

Date


Dear Contra Costa Board of Supervisors,


Please repeal the countywide ban on the sale of cannabis vaporizers. This ban has made it difficult for seniors like myself to access quality cannabis products that help with my medical condition. Please consider the impact on seniors in Rossmoor and on patients throughout the county that use cannabis vaporizers to help with their medical conditions.

Vaping cannabis is less harsh than smoking cannabis. Vaping allows for accurate dispensing other consumption methods simply don't provide which allows medical patients to dose in a precise manner. Some patients who lack dexterity in their hands and cannot use a lighter to consume cannabis, and may have found that it is easier to administer medicine using cannabis vapes. Some of us have difficulty with mobility and cannot travel far for cannabis vapes. Delivery services in the County have also stopped carrying cannabis vapes making it harder for patients to get cannabis medicine they rely on.

I urge the Board to repeal the ban on the sale of state compliant cannabis vapes in the County. The knee jerk response to the vaping epidemic was understandably done hastily with good intentions but has harmed medical patients and a new industry in the County. The County must do their part in combating the illicit cannabis marketplace and support the rights of patients to access safe, tested, quality cannabis products. A ban on legal cannabis products only supports the illicit cannabis marketplace and reinforces the propagation of dangerous, illegally manufactured cannabis products in our communities.

Thank you for considering this request,

  
Name

  
Date




Dear Contra Costa Board of Supervisors,

Please repeal the countywide ban on the sale of cannabis vaporizers. This ban has made it difficult for seniors like myself to access quality cannabis products that help with my medical condition. Please consider the impact on seniors in Rossmoor and on patients throughout the county that use cannabis vaporizers to help with their medical conditions.

Vaping cannabis is less harsh than smoking cannabis. Vaping allows for accurate dispensing other consumption methods simply don't provide which allows medical patients to dose in a precise manner. Some patients who lack dexterity in their hands and cannot use a lighter to consume cannabis, and may have found that it is easier to administer medicine using cannabis vapes. Some of us have difficulty with mobility and cannot travel far for cannabis vapes. Delivery services in the County have also stopped carrying cannabis vapes making it harder for patients to get cannabis medicine they rely on.

I urge the Board to repeal the ban on the sale of state compliant cannabis vapes in the County. The knee jerk response to the vaping epidemic was understandably done hastily with good intentions but has harmed medical patients and a new industry in the County. The County must do their part in combating the illicit cannabis marketplace and support the rights of patients to access safe, tested, quality cannabis products. A ban on legal cannabis products only supports the illicit cannabis marketplace and reinforces the propagation of dangerous, illegally manufactured cannabis products in our communities.

Thank you for considering this request,



Name

12/4/22

Date

Dear Contra Costa Board of Supervisors,

Please repeal the countywide ban on the sale of cannabis vaporizers. This ban has made it difficult for seniors like myself to access quality cannabis products that help with my medical condition. Please consider the impact on seniors in Rossmoor and on patients throughout the county that use cannabis vaporizers to help with their medical conditions.

Vaping cannabis is less harsh than smoking cannabis. Vaping allows for accurate dispensing other consumption methods simply don't provide which allows medical patients to dose in a precise manner. Some patients who lack dexterity in their hands and cannot use a lighter to consume cannabis, and may have found that it is easier to administer medicine using cannabis vapes. Some of us have difficulty with mobility and cannot travel far for cannabis vapes. Delivery services in the County have also stopped carrying cannabis vapes making it harder for patients to get cannabis medicine they rely on.

I urge the Board to repeal the ban on the sale of state compliant cannabis vapes in the County. The knee jerk response to the vaping epidemic was understandably done hastily with good intentions but has harmed medical patients and a new industry in the County. The County must do their part in combating the illicit cannabis marketplace and support the rights of patients to access safe, tested, quality cannabis products. A ban on legal cannabis products only supports the illicit cannabis marketplace and reinforces the propagation of dangerous, illegally manufactured cannabis products in our communities.

Thank you for considering this request,

*Hevi Boud*

*12/4/22*

---

Name

Date

Dear Contra Costa Board of Supervisors,

Please repeal the countywide ban on the sale of cannabis vaporizers. This ban has made it difficult for seniors like myself to access quality cannabis products that help with my medical condition. Please consider the impact on seniors in Rossmoor and on patients throughout the county that use cannabis vaporizers to help with their medical conditions.

Vaping cannabis is less harsh than smoking cannabis. Vaping allows for accurate dispensing other consumption methods simply don't provide which allows medical patients to dose in a precise manner. Some patients who lack dexterity in their hands and cannot use a lighter to consume cannabis, and may have found that it is easier to administer medicine using cannabis vapes. Some of us have difficulty with mobility and cannot travel far for cannabis vapes. Delivery services in the County have also stopped carrying cannabis vapes making it harder for patients to get cannabis medicine they rely on.

I urge the Board to repeal the ban on the sale of state compliant cannabis vapes in the County. The knee jerk response to the vaping epidemic was understandably done hastily with good intentions but has harmed medical patients and a new industry in the County. The County must do their part in combating the illicit cannabis marketplace and support the rights of patients to access safe, tested, quality cannabis products. A ban on legal cannabis products only supports the illicit cannabis marketplace and reinforces the propagation of dangerous, illegally manufactured cannabis products in our communities.

Thank you for considering this request,



Name



Date


Dear Contra Costa Board of Supervisors,


Please repeal the countywide ban on the sale of cannabis vaporizers. This ban has made it difficult for seniors like myself to access quality cannabis products that help with my medical condition. Please consider the impact on seniors in Rossmoor and on patients throughout the county that use cannabis vaporizers to help with their medical conditions.

Vaping cannabis is less harsh than smoking cannabis. Vaping allows for accurate dispensing other consumption methods simply don't provide which allows medical patients to dose in a precise manner. Some patients who lack dexterity in their hands and cannot use a lighter to consume cannabis, and may have found that it is easier to administer medicine using cannabis vapes. Some of us have difficulty with mobility and cannot travel far for cannabis vapes. Delivery services in the County have also stopped carrying cannabis vapes making it harder for patients to get cannabis medicine they rely on.

I urge the Board to repeal the ban on the sale of state compliant cannabis vapes in the County. The knee jerk response to the vaping epidemic was understandably done hastily with good intentions but has harmed medical patients and a new industry in the County. The County must do their part in combating the illicit cannabis marketplace and support the rights of patients to access safe, tested, quality cannabis products. A ban on legal cannabis products only supports the illicit cannabis marketplace and reinforces the propagation of dangerous, illegally manufactured cannabis products in our communities.

Thank you for considering this request,

  
Name

  
Date

Dear Contra Costa Board of Supervisors,

Please repeal the countywide ban on the sale of cannabis vaporizers. This ban has made it difficult for seniors like myself to access quality cannabis products that help with my medical condition. Please consider the impact on seniors in Rossmoor and on patients throughout the county that use cannabis vaporizers to help with their medical conditions.

Vaping cannabis is less harsh than smoking cannabis. Vaping allows for accurate dispensing other consumption methods simply don't provide which allows medical patients to dose in a precise manner. Some patients who lack dexterity in their hands and cannot use a lighter to consume cannabis, and may have found that it is easier to administer medicine using cannabis vapes. Some of us have difficulty with mobility and cannot travel far for cannabis vapes. Delivery services in the County have also stopped carrying cannabis vapes making it harder for patients to get cannabis medicine they rely on.

I urge the Board to repeal the ban on the sale of state compliant cannabis vapes in the County. The knee jerk response to the vaping epidemic was understandably done hastily with good intentions but has harmed medical patients and a new industry in the County. The County must do their part in combating the illicit cannabis marketplace and support the rights of patients to access safe, tested, quality cannabis products. A ban on legal cannabis products only supports the illicit cannabis marketplace and reinforces the propagation of dangerous, illegally manufactured cannabis products in our communities.

Thank you for considering this request,



12-5-22

Name

Date

Cycle Gear

Dear Contra Costa Board of Supervisors,

Please repeal the countywide ban on the sale of cannabis vaporizers. This ban has made it difficult for seniors like myself to access quality cannabis products that help with my medical condition. Please consider the impact on seniors in Rossmoor and on patients throughout the county that use cannabis vaporizers to help with their medical conditions.

Vaping cannabis is less harsh than smoking cannabis. Vaping allows for accurate dispensing other consumption methods simply don't provide which allows medical patients to dose in a precise manner. Some patients who lack dexterity in their hands and cannot use a lighter to consume cannabis, and may have found that it is easier to administer medicine using cannabis vapes. Some of us have difficulty with mobility and cannot travel far for cannabis vapes. Delivery services in the County have also stopped carrying cannabis vapes making it harder for patients to get cannabis medicine they rely on.

I urge the Board to repeal the ban on the sale of state compliant cannabis vapes in the County. The knee jerk response to the vaping epidemic was understandably done hastily with good intentions but has harmed medical patients and a new industry in the County. The County must do their part in combating the illicit cannabis marketplace and support the rights of patients to access safe, tested, quality cannabis products. A ban on legal cannabis products only supports the illicit cannabis marketplace and reinforces the propagation of dangerous, illegally manufactured cannabis products in our communities.

Thank you for considering this request,

Nicholas McDonald  12/5/2022

Name

Date




Dear Contra Costa Board of Supervisors,

Please repeal the countywide ban on the sale of cannabis vaporizers. This ban has made it difficult for seniors like myself to access quality cannabis products that help with my medical condition. Please consider the impact on seniors in Rossmoor and on patients throughout the county that use cannabis vaporizers to help with their medical conditions.

Vaping cannabis is less harsh than smoking cannabis. Vaping allows for accurate dispensing other consumption methods simply don't provide which allows medical patients to dose in a precise manner. Some patients who lack dexterity in their hands and cannot use a lighter to consume cannabis, and may have found that it is easier to administer medicine using cannabis vapes. Some of us have difficulty with mobility and cannot travel far for cannabis vapes. Delivery services in the County have also stopped carrying cannabis vapes making it harder for patients to get cannabis medicine they rely on.

I urge the Board to repeal the ban on the sale of state compliant cannabis vapes in the County. The knee jerk response to the vaping epidemic was understandably done hastily with good intentions but has harmed medical patients and a new industry in the County. The County must do their part in combating the illicit cannabis marketplace and support the rights of patients to access safe, tested, quality cannabis products. A ban on legal cannabis products only supports the illicit cannabis marketplace and reinforces the propagation of dangerous, illegally manufactured cannabis products in our communities.

Thank you for considering this request,



Name

12/5/22

Date

Dear Contra Costa Board of Supervisors,

Please repeal the countywide ban on the sale of cannabis vaporizers. This ban has made it difficult for seniors like myself to access quality cannabis products that help with my medical condition. Please consider the impact on seniors in Rossmoor and on patients throughout the county that use cannabis vaporizers to help with their medical conditions.

Vaping cannabis is less harsh than smoking cannabis. Vaping allows for accurate dispensing other consumption methods simply don't provide which allows medical patients to dose in a precise manner. Some patients who lack dexterity in their hands and cannot use a lighter to consume cannabis, and may have found that it is easier to administer medicine using cannabis vapes. Some of us have difficulty with mobility and cannot travel far for cannabis vapes. Delivery services in the County have also stopped carrying cannabis vapes making it harder for patients to get cannabis medicine they rely on.

I urge the Board to repeal the ban on the sale of state compliant cannabis vapes in the County. The knee jerk response to the vaping epidemic was understandably done hastily with good intentions but has harmed medical patients and a new industry in the County. The County must do their part in combating the illicit cannabis marketplace and support the rights of patients to access safe, tested, quality cannabis products. A ban on legal cannabis products only supports the illicit cannabis marketplace and reinforces the propagation of dangerous, illegally manufactured cannabis products in our communities.

Thank you for considering this request,

---

Name

Date

Dear Contra Costa Board of Supervisors,

Please repeal the countywide ban on the sale of cannabis vaporizers. This ban has made it difficult for seniors like myself to access quality cannabis products that help with my medical condition. Please consider the impact on seniors in Rossmoor and on patients throughout the county that use cannabis vaporizers to help with their medical conditions.

Vaping cannabis is less harsh than smoking cannabis. Vaping allows for accurate dispensing other consumption methods simply don't provide which allows medical patients to dose in a precise manner. Some patients who lack dexterity in their hands and cannot use a lighter to consume cannabis, and may have found that it is easier to administer medicine using cannabis vapes. Some of us have difficulty with mobility and cannot travel far for cannabis vapes. Delivery services in the County have also stopped carrying cannabis vapes making it harder for patients to get cannabis medicine they rely on.

I urge the Board to repeal the ban on the sale of state compliant cannabis vapes in the County. The knee jerk response to the vaping epidemic was understandably done hastily with good intentions but has harmed medical patients and a new industry in the County. The County must do their part in combating the illicit cannabis marketplace and support the rights of patients to access safe, tested, quality cannabis products. A ban on legal cannabis products only supports the illicit cannabis marketplace and reinforces the propagation of dangerous, illegally manufactured cannabis products in our communities.

Thank you for considering this request,



Name

1/15/22

Date

Dear Contra Costa Board of Supervisors,

Please repeal the countywide ban on the sale of cannabis vaporizers. This ban has made it difficult for seniors like myself to access quality cannabis products that help with my medical condition. Please consider the impact on seniors in Rossmoor and on patients throughout the county that use cannabis vaporizers to help with their medical conditions.

Vaping cannabis is less harsh than smoking cannabis. Vaping allows for accurate dispensing other consumption methods simply don't provide which allows medical patients to dose in a precise manner. Some patients who lack dexterity in their hands and cannot use a lighter to consume cannabis, and may have found that it is easier to administer medicine using cannabis vapes. Some of us have difficulty with mobility and cannot travel far for cannabis vapes. Delivery services in the County have also stopped carrying cannabis vapes making it harder for patients to get cannabis medicine they rely on.

I urge the Board to repeal the ban on the sale of state compliant cannabis vapes in the County. The knee jerk response to the vaping epidemic was understandably done hastily with good intentions but has harmed medical patients and a new industry in the County. The County must do their part in combating the illicit cannabis marketplace and support the rights of patients to access safe, tested, quality cannabis products. A ban on legal cannabis products only supports the illicit cannabis marketplace and reinforces the propagation of dangerous, illegally manufactured cannabis products in our communities.

Thank you for considering this request,

James Poschall 12/5  
Name Date

Dear Contra Costa Board of Supervisors,


Please repeal the countywide ban on the sale of cannabis vaporizers. This ban has made it difficult for seniors like myself to access quality cannabis products that help with my medical condition. Please consider the impact on seniors in Rossmoor and on patients throughout the county that use cannabis vaporizers to help with their medical conditions.

Vaping cannabis is less harsh than smoking cannabis. Vaping allows for accurate dispensing other consumption methods simply don't provide which allows medical patients to dose in a precise manner. Some patients who lack dexterity in their hands and cannot use a lighter to consume cannabis, and may have found that it is easier to administer medicine using cannabis vapes. Some of us have difficulty with mobility and cannot travel far for cannabis vapes. Delivery services in the County have also stopped carrying cannabis vapes making it harder for patients to get cannabis medicine they rely on.

I urge the Board to repeal the ban on the sale of state compliant cannabis vapes in the County. The knee jerk response to the vaping epidemic was understandably done hastily with good intentions but has harmed medical patients and a new industry in the County. The County must do their part in combating the illicit cannabis marketplace and support the rights of patients to access safe, tested, quality cannabis products. A ban on legal cannabis products only supports the illicit cannabis marketplace and reinforces the propagation of dangerous, illegally manufactured cannabis products in our communities.

Thank you for considering this request,

Samuel Nuss



12-5-22

Name

Date

Dear Contra Costa Board of Supervisors,

Please repeal the countywide ban on the sale of cannabis vaporizers. This ban has made it difficult for seniors like myself to access quality cannabis products that help with my medical condition. Please consider the impact on seniors in Rossmoor and on patients throughout the county that use cannabis vaporizers to help with their medical conditions.

Vaping cannabis is less harsh than smoking cannabis. Vaping allows for accurate dispensing other consumption methods simply don't provide which allows medical patients to dose in a precise manner. Some patients who lack dexterity in their hands and cannot use a lighter to consume cannabis, and may have found that it is easier to administer medicine using cannabis vapes. Some of us have difficulty with mobility and cannot travel far for cannabis vapes. Delivery services in the County have also stopped carrying cannabis vapes making it harder for patients to get cannabis medicine they rely on.

I urge the Board to repeal the ban on the sale of state compliant cannabis vapes in the County. The knee jerk response to the vaping epidemic was understandably done hastily with good intentions but has harmed medical patients and a new industry in the County. The County must do their part in combating the illicit cannabis marketplace and support the rights of patients to access safe, tested, quality cannabis products. A ban on legal cannabis products only supports the illicit cannabis marketplace and reinforces the propagation of dangerous, illegally manufactured cannabis products in our communities.

Thank you for considering this request,



Name

12/05/22

Date

Racheo Auto Care




Dear Contra Costa Board of Supervisors,

Please repeal the countywide ban on the sale of cannabis vaporizers. This ban has made it difficult for seniors like myself to access quality cannabis products that help with my medical condition. Please consider the impact on seniors in Rossmoor and on patients throughout the county that use cannabis vaporizers to help with their medical conditions.

Vaping cannabis is less harsh than smoking cannabis. Vaping allows for accurate dispensing other consumption methods simply don't provide which allows medical patients to dose in a precise manner. Some patients who lack dexterity in their hands and cannot use a lighter to consume cannabis, and may have found that it is easier to administer medicine using cannabis vapes. Some of us have difficulty with mobility and cannot travel far for cannabis vapes. Delivery services in the County have also stopped carrying cannabis vapes making it harder for patients to get cannabis medicine they rely on.

I urge the Board to repeal the ban on the sale of state compliant cannabis vapes in the County. The knee jerk response to the vaping epidemic was understandably done hastily with good intentions but has harmed medical patients and a new industry in the County. The County must do their part in combating the illicit cannabis marketplace and support the rights of patients to access safe, tested, quality cannabis products. A ban on legal cannabis products only supports the illicit cannabis marketplace and reinforces the propagation of dangerous, illegally manufactured cannabis products in our communities.

Thank you for considering this request,



Name

12/03/22

Date

Dear Contra Costa Board of Supervisors,

Please repeal the countywide ban on the sale of cannabis vaporizers. This ban has made it difficult for seniors like myself to access quality cannabis products that help with my medical condition. Please consider the impact on seniors in Rossmoor and on patients throughout the county that use cannabis vaporizers to help with their medical conditions.

Vaping cannabis is less harsh than smoking cannabis. Vaping allows for accurate dispensing other consumption methods simply don't provide which allows medical patients to dose in a precise manner. Some patients who lack dexterity in their hands and cannot use a lighter to consume cannabis, and may have found that it is easier to administer medicine using cannabis vapes. Some of us have difficulty with mobility and cannot travel far for cannabis vapes. Delivery services in the County have also stopped carrying cannabis vapes making it harder for patients to get cannabis medicine they rely on.

I urge the Board to repeal the ban on the sale of state compliant cannabis vapes in the County. The knee jerk response to the vaping epidemic was understandably done hastily with good intentions but has harmed medical patients and a new industry in the County. The County must do their part in combating the illicit cannabis marketplace and support the rights of patients to access safe, tested, quality cannabis products. A ban on legal cannabis products only supports the illicit cannabis marketplace and reinforces the propagation of dangerous, illegally manufactured cannabis products in our communities.

Thank you for considering this request,



Name

12/5/22

Date

Dear Contra Costa Board of Supervisors,

Please repeal the countywide ban on the sale of cannabis vaporizers. This ban has made it difficult for seniors like myself to access quality cannabis products that help with my medical condition. Please consider the impact on seniors in Rossmoor and on patients throughout the county that use cannabis vaporizers to help with their medical conditions.

Vaping cannabis is less harsh than smoking cannabis. Vaping allows for accurate dispensing other consumption methods simply don't provide which allows medical patients to dose in a precise manner. Some patients who lack dexterity in their hands and cannot use a lighter to consume cannabis, and may have found that it is easier to administer medicine using cannabis vapes. Some of us have difficulty with mobility and cannot travel far for cannabis vapes. Delivery services in the County have also stopped carrying cannabis vapes making it harder for patients to get cannabis medicine they rely on.

I urge the Board to repeal the ban on the sale of state compliant cannabis vapes in the County. The knee jerk response to the vaping epidemic was understandably done hastily with good intentions but has harmed medical patients and a new industry in the County. The County must do their part in combating the illicit cannabis marketplace and support the rights of patients to access safe, tested, quality cannabis products. A ban on legal cannabis products only supports the illicit cannabis marketplace and reinforces the propagation of dangerous, illegally manufactured cannabis products in our communities.

Thank you for considering this request,

RT

12/5/22

Name

Date


Dear Contra Costa Board of Supervisors,

Please repeal the countywide ban on the sale of cannabis vaporizers. This ban has made it difficult for seniors like myself to access quality cannabis products that help with my medical condition. Please consider the impact on seniors in Rossmoor and on patients throughout the county that use cannabis vaporizers to help with their medical conditions.


Vaping cannabis is less harsh than smoking cannabis. Vaping allows for accurate dispensing other consumption methods simply don't provide which allows medical patients to dose in a precise manner. Some patients who lack dexterity in their hands and cannot use a lighter to consume cannabis, and may have found that it is easier to administer medicine using cannabis vapes. Some of us have difficulty with mobility and cannot travel far for cannabis vapes. Delivery services in the County have also stopped carrying cannabis vapes making it harder for patients to get cannabis medicine they rely on.

I urge the Board to repeal the ban on the sale of state compliant cannabis vapes in the County. The knee jerk response to the vaping epidemic was understandably done hastily with good intentions but has harmed medical patients and a new industry in the County. The County must do their part in combating the illicit cannabis marketplace and support the rights of patients to access safe, tested, quality cannabis products. A ban on legal cannabis products only supports the illicit cannabis marketplace and reinforces the propagation of dangerous, illegally manufactured cannabis products in our communities.

Thank you for considering this request,



Name



Date

Dear Contra Costa Board of Supervisors,

Please repeal the countywide ban on the sale of cannabis vaporizers. This ban has made it difficult for seniors like myself to access quality cannabis products that help with my medical condition. Please consider the impact on seniors in Rossmoor and on patients throughout the county that use cannabis vaporizers to help with their medical conditions.

Vaping cannabis is less harsh than smoking cannabis. Vaping allows for accurate dispensing other consumption methods simply don't provide which allows medical patients to dose in a precise manner. Some patients who lack dexterity in their hands and cannot use a lighter to consume cannabis, and may have found that it is easier to administer medicine using cannabis vapes. Some of us have difficulty with mobility and cannot travel far for cannabis vapes. Delivery services in the County have also stopped carrying cannabis vapes making it harder for patients to get cannabis medicine they rely on.

I urge the Board to repeal the ban on the sale of state compliant cannabis vapes in the County. The knee jerk response to the vaping epidemic was understandably done hastily with good intentions but has harmed medical patients and a new industry in the County. The County must do their part in combating the illicit cannabis marketplace and support the rights of patients to access safe, tested, quality cannabis products. A ban on legal cannabis products only supports the illicit cannabis marketplace and reinforces the propagation of dangerous, illegally manufactured cannabis products in our communities.

Thank you for considering this request,



Name



Date



Dear Contra Costa Board of Supervisors,

Please repeal the countywide ban on the sale of cannabis vaporizers. This ban has made it difficult for seniors like myself to access quality cannabis products that help with my medical condition. Please consider the impact on seniors in Rossmoor and on patients throughout the county that use cannabis vaporizers to help with their medical conditions.

Vaping cannabis is less harsh than smoking cannabis. Vaping allows for accurate dispensing other consumption methods simply don't provide which allows medical patients to dose in a precise manner. Some patients who lack dexterity in their hands and cannot use a lighter to consume cannabis, and may have found that it is easier to administer medicine using cannabis vapes. Some of us have difficulty with mobility and cannot travel far for cannabis vapes. Delivery services in the County have also stopped carrying cannabis vapes making it harder for patients to get cannabis medicine they rely on.

I urge the Board to repeal the ban on the sale of state compliant cannabis vapes in the County. The knee jerk response to the vaping epidemic was understandably done hastily with good intentions but has harmed medical patients and a new industry in the County. The County must do their part in combating the illicit cannabis marketplace and support the rights of patients to access safe, tested, quality cannabis products. A ban on legal cannabis products only supports the illicit cannabis marketplace and reinforces the propagation of dangerous, illegally manufactured cannabis products in our communities.

Thank you for considering this request,

  
Name

12-5  
Date



Dear Contra Costa Board of Supervisors,

Please repeal the countywide ban on the sale of cannabis vaporizers. This ban has made it difficult for seniors like myself to access quality cannabis products that help with my medical condition. Please consider the impact on seniors in Rossmoor and on patients throughout the county that use cannabis vaporizers to help with their medical conditions.

Vaping cannabis is less harsh than smoking cannabis. Vaping allows for accurate dispensing other consumption methods simply don't provide which allows medical patients to dose in a precise manner. Some patients who lack dexterity in their hands and cannot use a lighter to consume cannabis, and may have found that it is easier to administer medicine using cannabis vapes. Some of us have difficulty with mobility and cannot travel far for cannabis vapes. Delivery services in the County have also stopped carrying cannabis vapes making it harder for patients to get cannabis medicine they rely on.

I urge the Board to repeal the ban on the sale of state compliant cannabis vapes in the County. The knee jerk response to the vaping epidemic was understandably done hastily with good intentions but has harmed medical patients and a new industry in the County. The County must do their part in combating the illicit cannabis marketplace and support the rights of patients to access safe, tested, quality cannabis products. A ban on legal cannabis products only supports the illicit cannabis marketplace and reinforces the propagation of dangerous, illegally manufactured cannabis products in our communities.

Thank you for considering this request,



12-5-22

Name

Date

Dear Contra Costa Board of Supervisors,

Please repeal the countywide ban on the sale of cannabis vaporizers. This ban has made it difficult for seniors like myself to access quality cannabis products that help with my medical condition. Please consider the impact on seniors in Rossmoor and on patients throughout the county that use cannabis vaporizers to help with their medical conditions.

Vaping cannabis is less harsh than smoking cannabis. Vaping allows for accurate dispensing other consumption methods simply don't provide which allows medical patients to dose in a precise manner. Some patients who lack dexterity in their hands and cannot use a lighter to consume cannabis, and may have found that it is easier to administer medicine using cannabis vapes. Some of us have difficulty with mobility and cannot travel far for cannabis vapes. Delivery services in the County have also stopped carrying cannabis vapes making it harder for patients to get cannabis medicine they rely on.

I urge the Board to repeal the ban on the sale of state compliant cannabis vapes in the County. The knee jerk response to the vaping epidemic was understandably done hastily with good intentions but has harmed medical patients and a new industry in the County. The County must do their part in combating the illicit cannabis marketplace and support the rights of patients to access safe, tested, quality cannabis products. A ban on legal cannabis products only supports the illicit cannabis marketplace and reinforces the propagation of dangerous, illegally manufactured cannabis products in our communities.

Thank you for considering this request,



12/5/2022

Name

Date

Dear Contra Costa Board of Supervisors,

Please repeal the countywide ban on the sale of cannabis vaporizers. This ban has made it difficult for seniors like myself to access quality cannabis products that help with my medical condition. Please consider the impact on seniors in Rossmoor and on patients throughout the county that use cannabis vaporizers to help with their medical conditions.

Vaping cannabis is less harsh than smoking cannabis. Vaping allows for accurate dispensing other consumption methods simply don't provide which allows medical patients to dose in a precise manner. Some patients who lack dexterity in their hands and cannot use a lighter to consume cannabis, and may have found that it is easier to administer medicine using cannabis vapes. Some of us have difficulty with mobility and cannot travel far for cannabis vapes. Delivery services in the County have also stopped carrying cannabis vapes making it harder for patients to get cannabis medicine they rely on.

I urge the Board to repeal the ban on the sale of state compliant cannabis vapes in the County. The knee jerk response to the vaping epidemic was understandably done hastily with good intentions but has harmed medical patients and a new industry in the County. The County must do their part in combating the illicit cannabis marketplace and support the rights of patients to access safe, tested, quality cannabis products. A ban on legal cannabis products only supports the illicit cannabis marketplace and reinforces the propagation of dangerous, illegally manufactured cannabis products in our communities.

Thank you for considering this request,

Amanda W

12/5/22.

Name

Date

Dear Contra Costa Board of Supervisors,

Please repeal the countywide ban on the sale of cannabis vaporizers. This ban has made it difficult for seniors like myself to access quality cannabis products that help with my medical condition. Please consider the impact on seniors in Rossmoor and on patients throughout the county that use cannabis vaporizers to help with their medical conditions.


Vaping cannabis is less harsh than smoking cannabis. Vaping allows for accurate dispensing other consumption methods simply don't provide which allows medical patients to dose in a precise manner. Some patients who lack dexterity in their hands and cannot use a lighter to consume cannabis, and may have found that it is easier to administer medicine using cannabis vapes. Some of us have difficulty with mobility and cannot travel far for cannabis vapes. Delivery services in the County have also stopped carrying cannabis vapes making it harder for patients to get cannabis medicine they rely on.

I urge the Board to repeal the ban on the sale of state compliant cannabis vapes in the County. The knee jerk response to the vaping epidemic was understandably done hastily with good intentions but has harmed medical patients and a new industry in the County. The County must do their part in combating the illicit cannabis marketplace and support the rights of patients to access safe, tested, quality cannabis products. A ban on legal cannabis products only supports the illicit cannabis marketplace and reinforces the propagation of dangerous, illegally manufactured cannabis products in our communities.

Thank you for considering this request,



Name



Date

Dear Contra Costa Board of Supervisors,

Please repeal the countywide ban on the sale of cannabis vaporizers. This ban has made it difficult for seniors like myself to access quality cannabis products that help with my medical condition. Please consider the impact on seniors in Rossmoor and on patients throughout the county that use cannabis vaporizers to help with their medical conditions.

Vaping cannabis is less harsh than smoking cannabis. Vaping allows for accurate dispensing other consumption methods simply don't provide which allows medical patients to dose in a precise manner. Some patients who lack dexterity in their hands and cannot use a lighter to consume cannabis, and may have found that it is easier to administer medicine using cannabis vapes. Some of us have difficulty with mobility and cannot travel far for cannabis vapes. Delivery services in the County have also stopped carrying cannabis vapes making it harder for patients to get cannabis medicine they rely on.

I urge the Board to repeal the ban on the sale of state compliant cannabis vapes in the County. The knee jerk response to the vaping epidemic was understandably done hastily with good intentions but has harmed medical patients and a new industry in the County. The County must do their part in combating the illicit cannabis marketplace and support the rights of patients to access safe, tested, quality cannabis products. A ban on legal cannabis products only supports the illicit cannabis marketplace and reinforces the propagation of dangerous, illegally manufactured cannabis products in our communities.

Thank you for considering this request,

  
\_\_\_\_\_  
Name Michael Chavez Date 12/5/22



Dear Contra Costa Board of Supervisors,

Please repeal the countywide ban on the sale of cannabis vaporizers. This ban has made it difficult for seniors like myself to access quality cannabis products that help with my medical condition. Please consider the impact on seniors in Rossmoor and on patients throughout the county that use cannabis vaporizers to help with their medical conditions.

Vaping cannabis is less harsh than smoking cannabis. Vaping allows for accurate dispensing other consumption methods simply don't provide which allows medical patients to dose in a precise manner. Some patients who lack dexterity in their hands and cannot use a lighter to consume cannabis, and may have found that it is easier to administer medicine using cannabis vapes. Some of us have difficulty with mobility and cannot travel far for cannabis vapes. Delivery services in the County have also stopped carrying cannabis vapes making it harder for patients to get cannabis medicine they rely on.

I urge the Board to repeal the ban on the sale of state compliant cannabis vapes in the County. The knee jerk response to the vaping epidemic was understandably done hastily with good intentions but has harmed medical patients and a new industry in the County. The County must do their part in combating the illicit cannabis marketplace and support the rights of patients to access safe, tested, quality cannabis products. A ban on legal cannabis products only supports the illicit cannabis marketplace and reinforces the propagation of dangerous, illegally manufactured cannabis products in our communities.

Thank you for considering this request,



Name

12-05-22

Date




Dear Contra Costa Board of Supervisors,


Please repeal the countywide ban on the sale of cannabis vaporizers. This ban has made it difficult for seniors like myself to access quality cannabis products that help with my medical condition. Please consider the impact on seniors in Rossmoor and on patients throughout the county that use cannabis vaporizers to help with their medical conditions.

Vaping cannabis is less harsh than smoking cannabis. Vaping allows for accurate dispensing other consumption methods simply don't provide which allows medical patients to dose in a precise manner. Some patients who lack dexterity in their hands and cannot use a lighter to consume cannabis, and may have found that it is easier to administer medicine using cannabis vapes. Some of us have difficulty with mobility and cannot travel far for cannabis vapes. Delivery services in the County have also stopped carrying cannabis vapes making it harder for patients to get cannabis medicine they rely on.

I urge the Board to repeal the ban on the sale of state compliant cannabis vapes in the County. The knee jerk response to the vaping epidemic was understandably done hastily with good intentions but has harmed medical patients and a new industry in the County. The County must do their part in combating the illicit cannabis marketplace and support the rights of patients to access safe, tested, quality cannabis products. A ban on legal cannabis products only supports the illicit cannabis marketplace and reinforces the propagation of dangerous, illegally manufactured cannabis products in our communities.

Thank you for considering this request,

  
Name

  
Date

Dear Contra Costa Board of Supervisors,

Please repeal the countywide ban on the sale of cannabis vaporizers. This ban has made it difficult for seniors like myself to access quality cannabis products that help with my medical condition. Please consider the impact on seniors in Rossmoor and on patients throughout the county that use cannabis vaporizers to help with their medical conditions.

Vaping cannabis is less harsh than smoking cannabis. Vaping allows for accurate dispensing other consumption methods simply don't provide which allows medical patients to dose in a precise manner. Some patients who lack dexterity in their hands and cannot use a lighter to consume cannabis, and may have found that it is easier to administer medicine using cannabis vapes. Some of us have difficulty with mobility and cannot travel far for cannabis vapes. Delivery services in the County have also stopped carrying cannabis vapes making it harder for patients to get cannabis medicine they rely on.

I urge the Board to repeal the ban on the sale of state compliant cannabis vapes in the County. The knee jerk response to the vaping epidemic was understandably done hastily with good intentions but has harmed medical patients and a new industry in the County. The County must do their part in combating the illicit cannabis marketplace and support the rights of patients to access safe, tested, quality cannabis products. A ban on legal cannabis products only supports the illicit cannabis marketplace and reinforces the propagation of dangerous, illegally manufactured cannabis products in our communities.

Thank you for considering this request,



12-5-22

Name

Date

Dear Contra Costa Board of Supervisors,

Please repeal the countywide ban on the sale of cannabis vaporizers. This ban has made it difficult for seniors like myself to access quality cannabis products that help with my medical condition. Please consider the impact on seniors in Rossmoor and on patients throughout the county that use cannabis vaporizers to help with their medical conditions.

Vaping cannabis is less harsh than smoking cannabis. Vaping allows for accurate dispensing other consumption methods simply don't provide which allows medical patients to dose in a precise manner. Some patients who lack dexterity in their hands and cannot use a lighter to consume cannabis, and may have found that it is easier to administer medicine using cannabis vapes. Some of us have difficulty with mobility and cannot travel far for cannabis vapes. Delivery services in the County have also stopped carrying cannabis vapes making it harder for patients to get cannabis medicine they rely on.

I urge the Board to repeal the ban on the sale of state compliant cannabis vapes in the County. The knee jerk response to the vaping epidemic was understandably done hastily with good intentions but has harmed medical patients and a new industry in the County. The County must do their part in combating the illicit cannabis marketplace and support the rights of patients to access safe, tested, quality cannabis products. A ban on legal cannabis products only supports the illicit cannabis marketplace and reinforces the propagation of dangerous, illegally manufactured cannabis products in our communities.

Thank you for considering this request,

*Cameron Mercado  
an John*

*12-5-22*

---

Name

Date


Dear Contra Costa Board of Supervisors,

Please repeal the countywide ban on the sale of cannabis vaporizers. This ban has made it difficult for seniors like myself to access quality cannabis products that help with my medical condition. Please consider the impact on seniors in Rossmoor and on patients throughout the county that use cannabis vaporizers to help with their medical conditions.

Vaping cannabis is less harsh than smoking cannabis. Vaping allows for accurate dispensing other consumption methods simply don't provide which allows medical patients to dose in a precise manner. Some patients who lack dexterity in their hands and cannot use a lighter to consume cannabis, and may have found that it is easier to administer medicine using cannabis vapes. Some of us have difficulty with mobility and cannot travel far for cannabis vapes. Delivery services in the County have also stopped carrying cannabis vapes making it harder for patients to get cannabis medicine they rely on.

I urge the Board to repeal the ban on the sale of state compliant cannabis vapes in the County. The knee jerk response to the vaping epidemic was understandably done hastily with good intentions but has harmed medical patients and a new industry in the County. The County must do their part in combating the illicit cannabis marketplace and support the rights of patients to access safe, tested, quality cannabis products. A ban on legal cannabis products only supports the illicit cannabis marketplace and reinforces the propagation of dangerous, illegally manufactured cannabis products in our communities.

Thank you for considering this request,



Name

12/5/22

Date


Dear Contra Costa Board of Supervisors,

Please repeal the countywide ban on the sale of cannabis vaporizers. This ban has made it difficult for seniors like myself to access quality cannabis products that help with my medical condition. Please consider the impact on seniors in Rossmoor and on patients throughout the county that use cannabis vaporizers to help with their medical conditions.

Vaping cannabis is less harsh than smoking cannabis. Vaping allows for accurate dispensing other consumption methods simply don't provide which allows medical patients to dose in a precise manner. Some patients who lack dexterity in their hands and cannot use a lighter to consume cannabis, and may have found that it is easier to administer medicine using cannabis vapes. Some of us have difficulty with mobility and cannot travel far for cannabis vapes. Delivery services in the County have also stopped carrying cannabis vapes making it harder for patients to get cannabis medicine they rely on.

I urge the Board to repeal the ban on the sale of state compliant cannabis vapes in the County. The knee jerk response to the vaping epidemic was understandably done hastily with good intentions but has harmed medical patients and a new industry in the County. The County must do their part in combating the illicit cannabis marketplace and support the rights of patients to access safe, tested, quality cannabis products. A ban on legal cannabis products only supports the illicit cannabis marketplace and reinforces the propagation of dangerous, illegally manufactured cannabis products in our communities.

Thank you for considering this request,



12/15/22

Name

Date



Dear Contra Costa Board of Supervisors,

Please repeal the countywide ban on the sale of cannabis vaporizers. This ban has made it difficult for seniors like myself to access quality cannabis products that help with my medical condition. Please consider the impact on seniors in Rossmoor and on patients throughout the county that use cannabis vaporizers to help with their medical conditions.

Vaping cannabis is less harsh than smoking cannabis. Vaping allows for accurate dispensing other consumption methods simply don't provide which allows medical patients to dose in a precise manner. Some patients who lack dexterity in their hands and cannot use a lighter to consume cannabis, and may have found that it is easier to administer medicine using cannabis vapes. Some of us have difficulty with mobility and cannot travel far for cannabis vapes. Delivery services in the County have also stopped carrying cannabis vapes making it harder for patients to get cannabis medicine they rely on.

I urge the Board to repeal the ban on the sale of state compliant cannabis vapes in the County. The knee jerk response to the vaping epidemic was understandably done hastily with good intentions but has harmed medical patients and a new industry in the County. The County must do their part in combating the illicit cannabis marketplace and support the rights of patients to access safe, tested, quality cannabis products. A ban on legal cannabis products only supports the illicit cannabis marketplace and reinforces the propagation of dangerous, illegally manufactured cannabis products in our communities.

Thank you for considering this request,

Luis Gonzalez  05DEC77

Name

Date




Dear Contra Costa Board of Supervisors,

Please repeal the countywide ban on the sale of cannabis vaporizers. This ban has made it difficult for seniors like myself to access quality cannabis products that help with my medical condition. Please consider the impact on seniors in Rossmoor and on patients throughout the county that use cannabis vaporizers to help with their medical conditions.

Vaping cannabis is less harsh than smoking cannabis. Vaping allows for accurate dispensing other consumption methods simply don't provide which allows medical patients to dose in a precise manner. Some patients who lack dexterity in their hands and cannot use a lighter to consume cannabis, and may have found that it is easier to administer medicine using cannabis vapes. Some of us have difficulty with mobility and cannot travel far for cannabis vapes. Delivery services in the County have also stopped carrying cannabis vapes making it harder for patients to get cannabis medicine they rely on.

I urge the Board to repeal the ban on the sale of state compliant cannabis vapes in the County. The knee jerk response to the vaping epidemic was understandably done hastily with good intentions but has harmed medical patients and a new industry in the County. The County must do their part in combating the illicit cannabis marketplace and support the rights of patients to access safe, tested, quality cannabis products. A ban on legal cannabis products only supports the illicit cannabis marketplace and reinforces the propagation of dangerous, illegally manufactured cannabis products in our communities.

Thank you for considering this request,

Anthony Dasey 

05 DEC 22

Name

Date

Dear Contra Costa Board of Supervisors,

Please repeal the countywide ban on the sale of cannabis vaporizers. This ban has made it difficult for seniors like myself to access quality cannabis products that help with my medical condition. Please consider the impact on seniors in Rossmoor and on patients throughout the county that use cannabis vaporizers to help with their medical conditions.

Vaping cannabis is less harsh than smoking cannabis. Vaping allows for accurate dispensing other consumption methods simply don't provide which allows medical patients to dose in a precise manner. Some patients who lack dexterity in their hands and cannot use a lighter to consume cannabis, and may have found that it is easier to administer medicine using cannabis vapes. Some of us have difficulty with mobility and cannot travel far for cannabis vapes. Delivery services in the County have also stopped carrying cannabis vapes making it harder for patients to get cannabis medicine they rely on.

I urge the Board to repeal the ban on the sale of state compliant cannabis vapes in the County. The knee jerk response to the vaping epidemic was understandably done hastily with good intentions but has harmed medical patients and a new industry in the County. The County must do their part in combating the illicit cannabis marketplace and support the rights of patients to access safe, tested, quality cannabis products. A ban on legal cannabis products only supports the illicit cannabis marketplace and reinforces the propagation of dangerous, illegally manufactured cannabis products in our communities.

Thank you for considering this request,

Audrey Collins

Name

12-5-22

Date


Dear Contra Costa Board of Supervisors,

Please repeal the countywide ban on the sale of cannabis vaporizers. This ban has made it difficult for seniors like myself to access quality cannabis products that help with my medical condition. Please consider the impact on seniors in Rossmoor and on patients throughout the county that use cannabis vaporizers to help with their medical conditions.

Vaping cannabis is less harsh than smoking cannabis. Vaping allows for accurate dispensing other consumption methods simply don't provide which allows medical patients to dose in a precise manner. Some patients who lack dexterity in their hands and cannot use a lighter to consume cannabis, and may have found that it is easier to administer medicine using cannabis vapes. Some of us have difficulty with mobility and cannot travel far for cannabis vapes. Delivery services in the County have also stopped carrying cannabis vapes making it harder for patients to get cannabis medicine they rely on.

I urge the Board to repeal the ban on the sale of state compliant cannabis vapes in the County. The knee jerk response to the vaping epidemic was understandably done hastily with good intentions but has harmed medical patients and a new industry in the County. The County must do their part in combating the illicit cannabis marketplace and support the rights of patients to access safe, tested, quality cannabis products. A ban on legal cannabis products only supports the illicit cannabis marketplace and reinforces the propagation of dangerous, illegally manufactured cannabis products in our communities.

Thank you for considering this request.

  
Name \_\_\_\_\_ Date 12/05/22

Dear Contra Costa Board of Supervisors,

Please repeal the countywide ban on the sale of cannabis vaporizers. This ban has made it difficult for seniors like myself to access quality cannabis products that help with my medical condition. Please consider the impact on seniors in Rossmoor and on patients throughout the county that use cannabis vaporizers to help with their medical conditions.

Vaping cannabis is less harsh than smoking cannabis. Vaping allows for accurate dispensing other consumption methods simply don't provide which allows medical patients to dose in a precise manner. Some patients who lack dexterity in their hands and cannot use a lighter to consume cannabis, and may have found that it is easier to administer medicine using cannabis vapes. Some of us have difficulty with mobility and cannot travel far for cannabis vapes. Delivery services in the County have also stopped carrying cannabis vapes making it harder for patients to get cannabis medicine they rely on.

I urge the Board to repeal the ban on the sale of state compliant cannabis vapes in the County. The knee jerk response to the vaping epidemic was understandably done hastily with good intentions but has harmed medical patients and a new industry in the County. The County must do their part in combating the illicit cannabis marketplace and support the rights of patients to access safe, tested, quality cannabis products. A ban on legal cannabis products only supports the illicit cannabis marketplace and reinforces the propagation of dangerous, illegally manufactured cannabis products in our communities.

Thank you for considering this request.



12/5/22

---

Name

Date




Dear Contra Costa Board of Supervisors,

Please repeal the countywide ban on the sale of cannabis vaporizers. This ban has made it difficult for seniors like myself to access quality cannabis products that help with my medical condition. Please consider the impact on seniors in Rossmoor and on patients throughout the county that use cannabis vaporizers to help with their medical conditions.


Vaping cannabis is less harsh than smoking cannabis. Vaping allows for accurate dispensing other consumption methods simply don't provide which allows medical patients to dose in a precise manner. Some patients who lack dexterity in their hands and cannot use a lighter to consume cannabis, and may have found that it is easier to administer medicine using cannabis vapes. Some of us have difficulty with mobility and cannot travel far for cannabis vapes. Delivery services in the County have also stopped carrying cannabis vapes making it harder for patients to get cannabis medicine they rely on.

I urge the Board to repeal the ban on the sale of state compliant cannabis vapes in the County. The knee jerk response to the vaping epidemic was understandably done hastily with good intentions but has harmed medical patients and a new industry in the County. The County must do their part in combating the illicit cannabis marketplace and support the rights of patients to access safe, tested, quality cannabis products. A ban on legal cannabis products only supports the illicit cannabis marketplace and reinforces the propagation of dangerous, illegally manufactured cannabis products in our communities.

Thank you for considering this request,



Name



Date

Dear Contra Costa Board of Supervisors,

Please repeal the countywide ban on the sale of cannabis vaporizers. This ban has made it difficult for seniors like myself to access quality cannabis products that help with my medical condition. Please consider the impact on seniors in Rossmoor and on patients throughout the county that use cannabis vaporizers to help with their medical conditions.

Vaping cannabis is less harsh than smoking cannabis. Vaping allows for accurate dispensing other consumption methods simply don't provide which allows medical patients to dose in a precise manner. Some patients who lack dexterity in their hands and cannot use a lighter to consume cannabis, and may have found that it is easier to administer medicine using cannabis vapes. Some of us have difficulty with mobility and cannot travel far for cannabis vapes. Delivery services in the County have also stopped carrying cannabis vapes making it harder for patients to get cannabis medicine they rely on.

I urge the Board to repeal the ban on the sale of state compliant cannabis vapes in the County. The knee jerk response to the vaping epidemic was understandably done hastily with good intentions but has harmed medical patients and a new industry in the County. The County must do their part in combating the illicit cannabis marketplace and support the rights of patients to access safe, tested, quality cannabis products. A ban on legal cannabis products only supports the illicit cannabis marketplace and reinforces the propagation of dangerous, illegally manufactured cannabis products in our communities.

Thank you for considering this request,



12/05/22

Name

Date

NGUYEN TRUONG




Dear Contra Costa Board of Supervisors,

Please repeal the countywide ban on the sale of cannabis vaporizers. This ban has made it difficult for seniors like myself to access quality cannabis products that help with my medical condition. Please consider the impact on seniors in Rossmoor and on patients throughout the county that use cannabis vaporizers to help with their medical conditions.


Vaping cannabis is less harsh than smoking cannabis. Vaping allows for accurate dispensing other consumption methods simply don't provide which allows medical patients to dose in a precise manner. Some patients who lack dexterity in their hands and cannot use a lighter to consume cannabis, and may have found that it is easier to administer medicine using cannabis vapes. Some of us have difficulty with mobility and cannot travel far for cannabis vapes. Delivery services in the County have also stopped carrying cannabis vapes making it harder for patients to get cannabis medicine they rely on.

I urge the Board to repeal the ban on the sale of state compliant cannabis vapes in the County. The knee jerk response to the vaping epidemic was understandably done hastily with good intentions but has harmed medical patients and a new industry in the County. The County must do their part in combating the illicit cannabis marketplace and support the rights of patients to access safe, tested, quality cannabis products. A ban on legal cannabis products only supports the illicit cannabis marketplace and reinforces the propagation of dangerous, illegally manufactured cannabis products in our communities.

Thank you for considering this request,



Name



Date


Dear Contra Costa Board of Supervisors,

Please repeal the countywide ban on the sale of cannabis vaporizers. This ban has made it difficult for seniors like myself to access quality cannabis products that help with my medical condition. Please consider the impact on seniors in Rossmoor and on patients throughout the county that use cannabis vaporizers to help with their medical conditions.

Vaping cannabis is less harsh than smoking cannabis. Vaping allows for accurate dispensing other consumption methods simply don't provide which allows medical patients to dose in a precise manner. Some patients who lack dexterity in their hands and cannot use a lighter to consume cannabis, and may have found that it is easier to administer medicine using cannabis vapes. Some of us have difficulty with mobility and cannot travel far for cannabis vapes. Delivery services in the County have also stopped carrying cannabis vapes making it harder for patients to get cannabis medicine they rely on.

I urge the Board to repeal the ban on the sale of state compliant cannabis vapes in the County. The knee jerk response to the vaping epidemic was understandably done hastily with good intentions but has harmed medical patients and a new industry in the County. The County must do their part in combating the illicit cannabis marketplace and support the rights of patients to access safe, tested, quality cannabis products. A ban on legal cannabis products only supports the illicit cannabis marketplace and reinforces the propagation of dangerous, illegally manufactured cannabis products in our communities.

Thank you for considering this request,



Name

12/5/22

Date

Dear Contra Costa Board of Supervisors,

Please repeal the countywide ban on the sale of cannabis vaporizers. This ban has made it difficult for seniors like myself to access quality cannabis products that help with my medical condition. Please consider the impact on seniors in Rossmore and on patients throughout the county that use cannabis vaporizers to help with their medical conditions.

Vaping cannabis is less harsh than smoking cannabis. Vaping allows for accurate dispensing other consumption methods simply don't provide which allows medical patients to dose in a precise manner. Some patients who lack dexterity in their hands and cannot use a lighter to consume cannabis, and may have found that it is easier to administer medicine using cannabis vapes. Some of us have difficulty with mobility and cannot travel far for cannabis vapes. Delivery services in the County have also stopped carrying cannabis vapes making it harder for patients to get cannabis medicine they rely on.

I urge the Board to repeal the ban on the sale of state compliant cannabis vapes in the County. The knee jerk response to the vaping epidemic was understandably done hastily with good intentions but has harmed medical patients and a new industry in the County. The County must do their part in combating the illicit cannabis marketplace and support the rights of patients to access safe, tested, quality cannabis products. A ban on legal cannabis products only supports the illicit cannabis marketplace and reinforces the propagation of dangerous, illegally manufactured cannabis products in our communities.

Thank you for considering this request,

Name



Date

Dec 5 2022

Dear Contra Costa Board of Supervisors,


Please repeal the countywide ban on the sale of cannabis vaporizers. This ban has made it difficult for seniors like myself to access quality cannabis products that help with my medical condition. Please consider the impact on seniors in Rossmore and on patients throughout the county that use cannabis vaporizers to help with their medical conditions.

Vaping cannabis is less harsh than smoking cannabis. Vaping allows for accurate dispensing other consumption methods simply don't provide which allows medical patients to dose in a precise manner. Some patients who lack dexterity in their hands and cannot use a lighter to consume cannabis, and may have found that it is easier to administer medicine using cannabis vapes. Some of us have difficulty with mobility and cannot travel far for cannabis vapes. Delivery services in the County have also stopped carrying cannabis vapes making it harder for patients to get cannabis medicine they rely on.

I urge the Board to repeal the ban on the sale of state compliant cannabis vapes in the County. The knee jerk response to the vaping epidemic was understandably done hastily with good intentions but has harmed medical patients and a new industry in the County. The County must do their part in combating the illicit cannabis marketplace and support the rights of patients to access safe, tested, quality cannabis products. A ban on legal cannabis products only supports the illicit cannabis marketplace and reinforces the propagation of dangerous, illegally manufactured cannabis products in our communities.

Thank you for considering this request,

Name



Date

12/15/2022

Dear Contra Costa Board of Supervisors,

Please repeal the countywide ban on the sale of cannabis vaporizers. This ban has made it difficult for seniors like myself to access quality cannabis products that help with my medical condition. Please consider the impact on seniors in Rossmoor and on patients throughout the county that use cannabis vaporizers to help with their medical conditions.

Vaping cannabis is less harsh than smoking cannabis. Vaping allows for accurate dispensing other consumption methods simply don't provide which allows medical patients to dose in a precise manner. Some patients who lack dexterity in their hands and cannot use a lighter to consume cannabis, and may have found that it is easier to administer medicine using cannabis vapes. Some of us have difficulty with mobility and cannot travel far for cannabis vapes. Delivery services in the County have also stopped carrying cannabis vapes making it harder for patients to get cannabis medicine they rely on.

I urge the Board to repeal the ban on the sale of state compliant cannabis vapes in the County. The knee jerk response to the vaping epidemic was understandably done hastily with good intentions but has harmed medical patients and a new industry in the County. The County must do their part in combating the illicit cannabis marketplace and support the rights of patients to access safe, tested, quality cannabis products. A ban on legal cannabis products only supports the illicit cannabis marketplace and reinforces the propagation of dangerous, illegally manufactured cannabis products in our communities.

Thank you for considering this request,

Name

*Marcus Brown*

Date

12-4-22



Dear Contra Costa Board of Supervisors,

Please repeal the countywide ban on the sale of cannabis vaporizers. This ban has made it difficult for seniors like myself to access quality cannabis products that help with my medical condition. Please consider the impact on seniors in Rossmoor and on patients throughout the county that use cannabis vaporizers to help with their medical conditions.

Vaping cannabis is less harsh than smoking cannabis. Vaping allows for accurate dispensing other consumption methods simply don't provide which allows medical patients to dose in a precise manner. Some patients who lack dexterity in their hands and cannot use a lighter to consume cannabis, and may have found that it is easier to administer medicine using cannabis vapes. Some of us have difficulty with mobility and cannot travel far for cannabis vapes. Delivery services in the County have also stopped carrying cannabis vapes making it harder for patients to get cannabis medicine they rely on.

I urge the Board to repeal the ban on the sale of state compliant cannabis vapes in the County. The knee jerk response to the vaping epidemic was understandably done hastily with good intentions but has harmed medical patients and a new industry in the County. The County must do their part in combating the illicit cannabis marketplace and support the rights of patients to access safe, tested, quality cannabis products. A ban on legal cannabis products only supports the illicit cannabis marketplace and reinforces the propagation of dangerous, illegally manufactured cannabis products in our communities.

Thank you for considering this request,

  
Name

12/4/22  
Date




Dear Contra Costa Board of Supervisors,

Please repeal the countywide ban on the sale of cannabis vaporizers. This ban has made it difficult for seniors like myself to access quality cannabis products that help with my medical condition. Please consider the impact on seniors in Rossmoor and on patients throughout the county that use cannabis vaporizers to help with their medical conditions.

Vaping cannabis is less harsh than smoking cannabis. Vaping allows for accurate dispensing other consumption methods simply don't provide which allows medical patients to dose in a precise manner. Some patients who lack dexterity in their hands and cannot use a lighter to consume cannabis, and may have found that it is easier to administer medicine using cannabis vapes. Some of us have difficulty with mobility and cannot travel far for cannabis vapes. Delivery services in the County have also stopped carrying cannabis vapes making it harder for patients to get cannabis medicine they rely on.

I urge the Board to repeal the ban on the sale of state compliant cannabis vapes in the County. The knee jerk response to the vaping epidemic was understandably done hastily with good intentions but has harmed medical patients and a new industry in the County. The County must do their part in combating the illicit cannabis marketplace and support the rights of patients to access safe, tested, quality cannabis products. A ban on legal cannabis products only supports the illicit cannabis marketplace and reinforces the propagation of dangerous, illegally manufactured cannabis products in our communities.

Thank you for considering this request,

  
Name

12/09/22.  
Date


Dear Contra Costa Board of Supervisors,

Please repeal the countywide ban on the sale of cannabis vaporizers. This ban has made it difficult for seniors like myself to access quality cannabis products that help with my medical condition. Please consider the impact on seniors in Rossmoor and on patients throughout the county that use cannabis vaporizers to help with their medical conditions.


Vaping cannabis is less harsh than smoking cannabis. Vaping allows for accurate dispensing other consumption methods simply don't provide which allows medical patients to dose in a precise manner. Some patients who lack dexterity in their hands and cannot use a lighter to consume cannabis, and may have found that it is easier to administer medicine using cannabis vapes. Some of us have difficulty with mobility and cannot travel far for cannabis vapes. Delivery services in the County have also stopped carrying cannabis vapes making it harder for patients to get cannabis medicine they rely on.

I urge the Board to repeal the ban on the sale of state compliant cannabis vapes in the County. The knee jerk response to the vaping epidemic was understandably done hastily with good intentions but has harmed medical patients and a new industry in the County. The County must do their part in combating the illicit cannabis marketplace and support the rights of patients to access safe, tested, quality cannabis products. A ban on legal cannabis products only supports the illicit cannabis marketplace and reinforces the propagation of dangerous, illegally manufactured cannabis products in our communities.

Thank you for considering this request,



Name



Date

Dear Contra Costa Board of Supervisors,

Please repeal the countywide ban on the sale of cannabis vaporizers. This ban has made it difficult for seniors like myself to access quality cannabis products that help with my medical condition. Please consider the impact on seniors in Rossmoor and on patients throughout the county that use cannabis vaporizers to help with their medical conditions.

Vaping cannabis is less harsh than smoking cannabis. Vaping allows for accurate dispensing other consumption methods simply don't provide which allows medical patients to dose in a precise manner. Some patients who lack dexterity in their hands and cannot use a lighter to consume cannabis, and may have found that it is easier to administer medicine using cannabis vapes. Some of us have difficulty with mobility and cannot travel far for cannabis vapes. Delivery services in the County have also stopped carrying cannabis vapes making it harder for patients to get cannabis medicine they rely on.

I urge the Board to repeal the ban on the sale of state compliant cannabis vapes in the County. The knee jerk response to the vaping epidemic was understandably done hastily with good intentions but has harmed medical patients and a new industry in the County. The County must do their part in combating the illicit cannabis marketplace and support the rights of patients to access safe, tested, quality cannabis products. A ban on legal cannabis products only supports the illicit cannabis marketplace and reinforces the propagation of dangerous, illegally manufactured cannabis products in our communities.

Thank you for considering this request,



Name

12/4/22

Date


Dear Contra Costa Board of Supervisors,

Please repeal the countywide ban on the sale of cannabis vaporizers. This ban has made it difficult for seniors like myself to access quality cannabis products that help with my medical condition. Please consider the impact on seniors in Rossmoor and on patients throughout the county that use cannabis vaporizers to help with their medical conditions.

Vaping cannabis is less harsh than smoking cannabis. Vaping allows for accurate dispensing other consumption methods simply don't provide which allows medical patients to dose in a precise manner. Some patients who lack dexterity in their hands and cannot use a lighter to consume cannabis, and may have found that it is easier to administer medicine using cannabis vapes. Some of us have difficulty with mobility and cannot travel far for cannabis vapes. Delivery services in the County have also stopped carrying cannabis vapes making it harder for patients to get cannabis medicine they rely on.

I urge the Board to repeal the ban on the sale of state compliant cannabis vapes in the County. The knee jerk response to the vaping epidemic was understandably done hastily with good intentions but has harmed medical patients and a new industry in the County. The County must do their part in combating the illicit cannabis marketplace and support the rights of patients to access safe, tested, quality cannabis products. A ban on legal cannabis products only supports the illicit cannabis marketplace and reinforces the propagation of dangerous, illegally manufactured cannabis products in our communities.

Thank you for considering this request,



12/4/22

Name

Date


Dear Contra Costa Board of Supervisors,

Please repeal the countywide ban on the sale of cannabis vaporizers. This ban has made it difficult for seniors like myself to access quality cannabis products that help with my medical condition. Please consider the impact on seniors in Rossmoor and on patients throughout the county that use cannabis vaporizers to help with their medical conditions.


Vaping cannabis is less harsh than smoking cannabis. Vaping allows for accurate dispensing other consumption methods simply don't provide which allows medical patients to dose in a precise manner. Some patients who lack dexterity in their hands and cannot use a lighter to consume cannabis, and may have found that it is easier to administer medicine using cannabis vapes. Some of us have difficulty with mobility and cannot travel far for cannabis vapes. Delivery services in the County have also stopped carrying cannabis vapes making it harder for patients to get cannabis medicine they rely on.

I urge the Board to repeal the ban on the sale of state compliant cannabis vapes in the County. The knee jerk response to the vaping epidemic was understandably done hastily with good intentions but has harmed medical patients and a new industry in the County. The County must do their part in combating the illicit cannabis marketplace and support the rights of patients to access safe, tested, quality cannabis products. A ban on legal cannabis products only supports the illicit cannabis marketplace and reinforces the propagation of dangerous, illegally manufactured cannabis products in our communities.

Thank you for considering this request,



Name



Date


Dear Contra Costa Board of Supervisors,

Please repeal the countywide ban on the sale of cannabis vaporizers. This ban has made it difficult for seniors like myself to access quality cannabis products that help with my medical condition. Please consider the impact on seniors in Rossmoor and on patients throughout the county that use cannabis vaporizers to help with their medical conditions.

Vaping cannabis is less harsh than smoking cannabis. Vaping allows for accurate dispensing other consumption methods simply don't provide which allows medical patients to dose in a precise manner. Some patients who lack dexterity in their hands and cannot use a lighter to consume cannabis, and may have found that it is easier to administer medicine using cannabis vapes. Some of us have difficulty with mobility and cannot travel far for cannabis vapes. Delivery services in the County have also stopped carrying cannabis vapes making it harder for patients to get cannabis medicine they rely on.

I urge the Board to repeal the ban on the sale of state compliant cannabis vapes in the County. The knee jerk response to the vaping epidemic was understandably done hastily with good intentions but has harmed medical patients and a new industry in the County. The County must do their part in combating the illicit cannabis marketplace and support the rights of patients to access safe, tested, quality cannabis products. A ban on legal cannabis products only supports the illicit cannabis marketplace and reinforces the propagation of dangerous, illegally manufactured cannabis products in our communities.

Thank you for considering this request,

  
Name

12/4/22  
Date




Dear Contra Costa Board of Supervisors,

Please repeal the countywide ban on the sale of cannabis vaporizers. This ban has made it difficult for seniors like myself to access quality cannabis products that help with my medical condition. Please consider the impact on seniors in Rossmoor and on patients throughout the county that use cannabis vaporizers to help with their medical conditions.

Vaping cannabis is less harsh than smoking cannabis. Vaping allows for accurate dispensing other consumption methods simply don't provide which allows medical patients to dose in a precise manner. Some patients who lack dexterity in their hands and cannot use a lighter to consume cannabis, and may have found that it is easier to administer medicine using cannabis vapes. Some of us have difficulty with mobility and cannot travel far for cannabis vapes. Delivery services in the County have also stopped carrying cannabis vapes making it harder for patients to get cannabis medicine they rely on.

I urge the Board to repeal the ban on the sale of state compliant cannabis vapes in the County. The knee jerk response to the vaping epidemic was understandably done hastily with good intentions but has harmed medical patients and a new industry in the County. The County must do their part in combating the illicit cannabis marketplace and support the rights of patients to access safe, tested, quality cannabis products. A ban on legal cannabis products only supports the illicit cannabis marketplace and reinforces the propagation of dangerous, illegally manufactured cannabis products in our communities.

Thank you for considering this request,

  
Name

12/4/22  
Date


Dear Contra Costa Board of Supervisors,

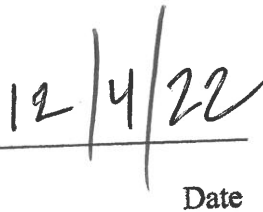
Please repeal the countywide ban on the sale of cannabis vaporizers. This ban has made it difficult for seniors like myself to access quality cannabis products that help with my medical condition. Please consider the impact on seniors in Rossmoor and on patients throughout the county that use cannabis vaporizers to help with their medical conditions.

Vaping cannabis is less harsh than smoking cannabis. Vaping allows for accurate dispensing other consumption methods simply don't provide which allows medical patients to dose in a precise manner. Some patients who lack dexterity in their hands and cannot use a lighter to consume cannabis, and may have found that it is easier to administer medicine using cannabis vapes. Some of us have difficulty with mobility and cannot travel far for cannabis vapes. Delivery services in the County have also stopped carrying cannabis vapes making it harder for patients to get cannabis medicine they rely on.

I urge the Board to repeal the ban on the sale of state compliant cannabis vapes in the County. The knee jerk response to the vaping epidemic was understandably done hastily with good intentions but has harmed medical patients and a new industry in the County. The County must do their part in combating the illicit cannabis marketplace and support the rights of patients to access safe, tested, quality cannabis products. A ban on legal cannabis products only supports the illicit cannabis marketplace and reinforces the propagation of dangerous, illegally manufactured cannabis products in our communities.

Thank you for considering this request,

  
Name

  
Date

Dear Contra Costa Board of Supervisors,

Please repeal the countywide ban on the sale of cannabis vaporizers. This ban has made it difficult for seniors like myself to access quality cannabis products that help with my medical condition. Please consider the impact on seniors in Rossmoor and on patients throughout the county that use cannabis vaporizers to help with their medical conditions.

Vaping cannabis is less harsh than smoking cannabis. Vaping allows for accurate dispensing other consumption methods simply don't provide which allows medical patients to dose in a precise manner. Some patients who lack dexterity in their hands and cannot use a lighter to consume cannabis, and may have found that it is easier to administer medicine using cannabis vapes. Some of us have difficulty with mobility and cannot travel far for cannabis vapes. Delivery services in the County have also stopped carrying cannabis vapes making it harder for patients to get cannabis medicine they rely on.

I urge the Board to repeal the ban on the sale of state compliant cannabis vapes in the County. The knee jerk response to the vaping epidemic was understandably done hastily with good intentions but has harmed medical patients and a new industry in the County. The County must do their part in combating the illicit cannabis marketplace and support the rights of patients to access safe, tested, quality cannabis products. A ban on legal cannabis products only supports the illicit cannabis marketplace and reinforces the propagation of dangerous, illegally manufactured cannabis products in our communities.

Thank you for considering this request,



12-4-22

Name

Date

Dear Contra Costa Board of Supervisors,

Please repeal the countywide ban on the sale of cannabis vaporizers. This ban has made it difficult for seniors like myself to access quality cannabis products that help with my medical condition. Please consider the impact on seniors in Rossmoor and on patients throughout the county that use cannabis vaporizers to help with their medical conditions.

Vaping cannabis is less harsh than smoking cannabis. Vaping allows for accurate dispensing other consumption methods simply don't provide which allows medical patients to dose in a precise manner. Some patients who lack dexterity in their hands and cannot use a lighter to consume cannabis, and may have found that it is easier to administer medicine using cannabis vapes. Some of us have difficulty with mobility and cannot travel far for cannabis vapes. Delivery services in the County have also stopped carrying cannabis vapes making it harder for patients to get cannabis medicine they rely on.

I urge the Board to repeal the ban on the sale of state compliant cannabis vapes in the County. The knee jerk response to the vaping epidemic was understandably done hastily with good intentions but has harmed medical patients and a new industry in the County. The County must do their part in combating the illicit cannabis marketplace and support the rights of patients to access safe, tested, quality cannabis products. A ban on legal cannabis products only supports the illicit cannabis marketplace and reinforces the propagation of dangerous, illegally manufactured cannabis products in our communities.

Thank you for considering this request,

 \_\_\_\_\_  
Name

 \_\_\_\_\_  
Date

Dear Contra Costa Board of Supervisors,

Please repeal the countywide ban on the sale of cannabis vaporizers. This ban has made it difficult for seniors like myself to access quality cannabis products that help with my medical condition. Please consider the impact on seniors in Rossmoor and on patients throughout the county that use cannabis vaporizers to help with their medical conditions.

Vaping cannabis is less harsh than smoking cannabis. Vaping allows for accurate dispensing other consumption methods simply don't provide which allows medical patients to dose in a precise manner. Some patients who lack dexterity in their hands and cannot use a lighter to consume cannabis, and may have found that it is easier to administer medicine using cannabis vapes. Some of us have difficulty with mobility and cannot travel far for cannabis vapes. Delivery services in the County have also stopped carrying cannabis vapes making it harder for patients to get cannabis medicine they rely on.

I urge the Board to repeal the ban on the sale of state compliant cannabis vapes in the County. The knee jerk response to the vaping epidemic was understandably done hastily with good intentions but has harmed medical patients and a new industry in the County. The County must do their part in combating the illicit cannabis marketplace and support the rights of patients to access safe, tested, quality cannabis products. A ban on legal cannabis products only supports the illicit cannabis marketplace and reinforces the propagation of dangerous, illegally manufactured cannabis products in our communities.

Thank you for considering this request,

*Kayla Bunn*

*12-4-22*

Name

Date

Dear Contra Costa Board of Supervisors,

Please repeal the countywide ban on the sale of cannabis vaporizers. This ban has made it difficult for seniors like myself to access quality cannabis products that help with my medical condition. Please consider the impact on seniors in Rossmoor and on patients throughout the county that use cannabis vaporizers to help with their medical conditions.


Vaping cannabis is less harsh than smoking cannabis. Vaping allows for accurate dispensing other consumption methods simply don't provide which allows medical patients to dose in a precise manner. Some patients who lack dexterity in their hands and cannot use a lighter to consume cannabis, and may have found that it is easier to administer medicine using cannabis vapes. Some of us have difficulty with mobility and cannot travel far for cannabis vapes. Delivery services in the County have also stopped carrying cannabis vapes making it harder for patients to get cannabis medicine they rely on.

I urge the Board to repeal the ban on the sale of state compliant cannabis vapes in the County. The knee jerk response to the vaping epidemic was understandably done hastily with good intentions but has harmed medical patients and a new industry in the County. The County must do their part in combating the illicit cannabis marketplace and support the rights of patients to access safe, tested, quality cannabis products. A ban on legal cannabis products only supports the illicit cannabis marketplace and reinforces the propagation of dangerous, illegally manufactured cannabis products in our communities.

Thank you for considering this request,



Name



Date



Dear Contra Costa Board of Supervisors,

Please repeal the countywide ban on the sale of cannabis vaporizers. This ban has made it difficult for seniors like myself to access quality cannabis products that help with my medical condition. Please consider the impact on seniors in Rossmore and on patients throughout the county that use cannabis vaporizers to help with their medical conditions.

Vaping cannabis is less harsh than smoking cannabis. Vaping allows for accurate dispensing other consumption methods simply don't provide which allows medical patients to dose in a precise manner. Some patients who lack dexterity in their hands and cannot use a lighter to consume cannabis, and may have found that it is easier to administer medicine using cannabis vapes. Some of us have difficulty with mobility and cannot travel far for cannabis vapes. Delivery services in the County have also stopped carrying cannabis vapes making it harder for patients to get cannabis medicine they rely on.


I urge the Board to repeal the ban on the sale of state compliant cannabis vapes in the County. The knee jerk response to the vaping epidemic was understandably done hastily with good intentions but has harmed medical patients and a new industry in the County. The County must do their part in combating the illicit cannabis marketplace and support the rights of patients to access safe, tested, quality cannabis products. A ban on legal cannabis products only supports the illicit cannabis marketplace and reinforces the propagation of dangerous, illegally manufactured cannabis products in our communities.

Thank you for considering this request,

Date

Name

10/20/22




Dear Contra Costa Board of Supervisors,

Please repeal the countywide ban on the sale of cannabis vaporizers. This ban has made it difficult for seniors like myself to access quality cannabis products that help with my medical condition. Please consider the impact on seniors in Rossmoor and on patients throughout the county that use cannabis vaporizers to help with their medical conditions.

Vaping cannabis is less harsh than smoking cannabis. Vaping allows for accurate dispensing other consumption methods simply don't provide which allows medical patients to dose in a precise manner. Some patients who lack dexterity in their hands and cannot use a lighter to consume cannabis, and may have found that it is easier to administer medicine using cannabis vapes. Some of us have difficulty with mobility and cannot travel far for cannabis vapes. Delivery services in the County have also stopped carrying cannabis vapes making it harder for patients to get cannabis medicine they rely on.

I urge the Board to repeal the ban on the sale of state compliant cannabis vapes in the County. The knee jerk response to the vaping epidemic was understandably done hastily with good intentions but has harmed medical patients and a new industry in the County. The County must do their part in combating the illicit cannabis marketplace and support the rights of patients to access safe, tested, quality cannabis products. A ban on legal cannabis products only supports the illicit cannabis marketplace and reinforces the propagation of dangerous, illegally manufactured cannabis products in our communities.

Thank you for considering this request,



---

Name

Date

Dear Contra Costa Board of Supervisors,

Please repeal the countywide ban on the sale of cannabis vaporizers. This ban has made it difficult for seniors like myself to access quality cannabis products that help with my medical condition. Please consider the impact on seniors in Rossmoor and on patients throughout the county that use cannabis vaporizers to help with their medical conditions.

Vaping cannabis is less harsh than smoking cannabis. Vaping allows for accurate dispensing other consumption methods simply don't provide which allows medical patients to dose in a precise manner. Some patients who lack dexterity in their hands and cannot use a lighter to consume cannabis, and may have found that it is easier to administer medicine using cannabis vapes. Some of us have difficulty with mobility and cannot travel far for cannabis vapes. Delivery services in the County have also stopped carrying cannabis vapes making it harder for patients to get cannabis medicine they rely on.

I urge the Board to repeal the ban on the sale of state compliant cannabis vapes in the County. The knee jerk response to the vaping epidemic was understandably done hastily with good intentions but has harmed medical patients and a new industry in the County. The County must do their part in combating the illicit cannabis marketplace and support the rights of patients to access safe, tested, quality cannabis products. A ban on legal cannabis products only supports the illicit cannabis marketplace and reinforces the propagation of dangerous, illegally manufactured cannabis products in our communities.

Thank you for considering this request,

*Mil Power*

*12/4/22*

---

Name

Date

Dear Contra Costa Board of Supervisors,

Please repeal the countywide ban on the sale of cannabis vaporizers. This ban has made it difficult for seniors like myself to access quality cannabis products that help with my medical condition. Please consider the impact on seniors in Rossmoor and on patients throughout the county that use cannabis vaporizers to help with their medical conditions.

Vaping cannabis is less harsh than smoking cannabis. Vaping allows for accurate dispensing other consumption methods simply don't provide which allows medical patients to dose in a precise manner. Some patients who lack dexterity in their hands and cannot use a lighter to consume cannabis, and may have found that it is easier to administer medicine using cannabis vapes. Some of us have difficulty with mobility and cannot travel far for cannabis vapes. Delivery services in the County have also stopped carrying cannabis vapes making it harder for patients to get cannabis medicine they rely on.

I urge the Board to repeal the ban on the sale of state compliant cannabis vapes in the County. The knee jerk response to the vaping epidemic was understandably done hastily with good intentions but has harmed medical patients and a new industry in the County. The County must do their part in combating the illicit cannabis marketplace and support the rights of patients to access safe, tested, quality cannabis products. A ban on legal cannabis products only supports the illicit cannabis marketplace and reinforces the propagation of dangerous, illegally manufactured cannabis products in our communities.

Thank you for considering this request,



---

Name

12-4-22

Date


Dear Contra Costa Board of Supervisors,

Please repeal the countywide ban on the sale of cannabis vaporizers. This ban has made it difficult for seniors like myself to access quality cannabis products that help with my medical condition. Please consider the impact on seniors in Rossmoor and on patients throughout the county that use cannabis vaporizers to help with their medical conditions.

Vaping cannabis is less harsh than smoking cannabis. Vaping allows for accurate dispensing other consumption methods simply don't provide which allows medical patients to dose in a precise manner. Some patients who lack dexterity in their hands and cannot use a lighter to consume cannabis, and may have found that it is easier to administer medicine using cannabis vapes. Some of us have difficulty with mobility and cannot travel far for cannabis vapes. Delivery services in the County have also stopped carrying cannabis vapes making it harder for patients to get cannabis medicine they rely on.

I urge the Board to repeal the ban on the sale of state compliant cannabis vapes in the County. The knee jerk response to the vaping epidemic was understandably done hastily with good intentions but has harmed medical patients and a new industry in the County. The County must do their part in combating the illicit cannabis marketplace and support the rights of patients to access safe, tested, quality cannabis products. A ban on legal cannabis products only supports the illicit cannabis marketplace and reinforces the propagation of dangerous, illegally manufactured cannabis products in our communities.

Thank you for considering this request,



---

Name

12-4-22

Date

Dear Contra Costa Board of Supervisors,

Please repeal the countywide ban on the sale of cannabis vaporizers. This ban has made it difficult for seniors like myself to access quality cannabis products that help with my medical condition. Please consider the impact on seniors in Rossmoor and on patients throughout the county that use cannabis vaporizers to help with their medical conditions.


Vaping cannabis is less harsh than smoking cannabis. Vaping allows for accurate dispensing other consumption methods simply don't provide which allows medical patients to dose in a precise manner. Some patients who lack dexterity in their hands and cannot use a lighter to consume cannabis, and may have found that it is easier to administer medicine using cannabis vapes. Some of us have difficulty with mobility and cannot travel far for cannabis vapes. Delivery services in the County have also stopped carrying cannabis vapes making it harder for patients to get cannabis medicine they rely on.

I urge the Board to repeal the ban on the sale of state compliant cannabis vapes in the County. The knee jerk response to the vaping epidemic was understandably done hastily with good intentions but has harmed medical patients and a new industry in the County. The County must do their part in combating the illicit cannabis marketplace and support the rights of patients to access safe, tested, quality cannabis products. A ban on legal cannabis products only supports the illicit cannabis marketplace and reinforces the propagation of dangerous, illegally manufactured cannabis products in our communities.

Thank you for considering this request,



Name



Date



Dear Contra Costa Board of Supervisors,

Please repeal the countywide ban on the sale of cannabis vaporizers. This ban has made it difficult for seniors like myself to access quality cannabis products that help with my medical condition. Please consider the impact on seniors in Rossmoor and on patients throughout the county that use cannabis vaporizers to help with their medical conditions.

Vaping cannabis is less harsh than smoking cannabis. Vaping allows for accurate dispensing other consumption methods simply don't provide which allows medical patients to dose in a precise manner. Some patients who lack dexterity in their hands and cannot use a lighter to consume cannabis, and may have found that it is easier to administer medicine using cannabis vapes. Some of us have difficulty with mobility and cannot travel far for cannabis vapes. Delivery services in the County have also stopped carrying cannabis vapes making it harder for patients to get cannabis medicine they rely on.

I urge the Board to repeal the ban on the sale of state compliant cannabis vapes in the County. The knee jerk response to the vaping epidemic was understandably done hastily with good intentions but has harmed medical patients and a new industry in the County. The County must do their part in combating the illicit cannabis marketplace and support the rights of patients to access safe, tested, quality cannabis products. A ban on legal cannabis products only supports the illicit cannabis marketplace and reinforces the propagation of dangerous, illegally manufactured cannabis products in our communities.

Thank you for considering this request,

Jessica McDonald

12/4/22

Name

Date


Dear Contra Costa Board of Supervisors,

Please repeal the countywide ban on the sale of cannabis vaporizers. This ban has made it difficult for seniors like myself to access quality cannabis products that help with my medical condition. Please consider the impact on seniors in Rossmoor and on patients throughout the county that use cannabis vaporizers to help with their medical conditions.

Vaping cannabis is less harsh than smoking cannabis. Vaping allows for accurate dispensing other consumption methods simply don't provide which allows medical patients to dose in a precise manner. Some patients who lack dexterity in their hands and cannot use a lighter to consume cannabis, and may have found that it is easier to administer medicine using cannabis vapes. Some of us have difficulty with mobility and cannot travel far for cannabis vapes. Delivery services in the County have also stopped carrying cannabis vapes making it harder for patients to get cannabis medicine they rely on.

I urge the Board to repeal the ban on the sale of state compliant cannabis vapes in the County. The knee jerk response to the vaping epidemic was understandably done hastily with good intentions but has harmed medical patients and a new industry in the County. The County must do their part in combating the illicit cannabis marketplace and support the rights of patients to access safe, tested, quality cannabis products. A ban on legal cannabis products only supports the illicit cannabis marketplace and reinforces the propagation of dangerous, illegally manufactured cannabis products in our communities.

Thank you for considering this request,



---

Name

12/4/22

Date

Dear Contra Costa Board of Supervisors,

Please repeal the countywide ban on the sale of cannabis vaporizers. This ban has made it difficult for seniors like myself to access quality cannabis products that help with my medical condition. Please consider the impact on seniors in Rossmoor and on patients throughout the county that use cannabis vaporizers to help with their medical conditions.

Vaping cannabis is less harsh than smoking cannabis. Vaping allows for accurate dispensing other consumption methods simply don't provide which allows medical patients to dose in a precise manner. Some patients who lack dexterity in their hands and cannot use a lighter to consume cannabis, and may have found that it is easier to administer medicine using cannabis vapes. Some of us have difficulty with mobility and cannot travel far for cannabis vapes. Delivery services in the County have also stopped carrying cannabis vapes making it harder for patients to get cannabis medicine they rely on.

I urge the Board to repeal the ban on the sale of state compliant cannabis vapes in the County. The knee jerk response to the vaping epidemic was understandably done hastily with good intentions but has harmed medical patients and a new industry in the County. The County must do their part in combating the illicit cannabis marketplace and support the rights of patients to access safe, tested, quality cannabis products. A ban on legal cannabis products only supports the illicit cannabis marketplace and reinforces the propagation of dangerous, illegally manufactured cannabis products in our communities.

Thank you for considering this request,

Jay Yalung

Name

12/4/22

Date

Dear Contra Costa Board of Supervisors,

Please repeal the countywide ban on the sale of cannabis vaporizers. This ban has made it difficult for seniors like myself to access quality cannabis products that help with my medical condition. Please consider the impact on seniors in Rossmoor and on patients throughout the county that use cannabis vaporizers to help with their medical conditions.

Vaping cannabis is less harsh than smoking cannabis. Vaping allows for accurate dispensing other consumption methods simply don't provide which allows medical patients to dose in a precise manner. Some patients who lack dexterity in their hands and cannot use a lighter to consume cannabis, and may have found that it is easier to administer medicine using cannabis vapes. Some of us have difficulty with mobility and cannot travel far for cannabis vapes. Delivery services in the County have also stopped carrying cannabis vapes making it harder for patients to get cannabis medicine they rely on.

I urge the Board to repeal the ban on the sale of state compliant cannabis vapes in the County. The knee jerk response to the vaping epidemic was understandably done hastily with good intentions but has harmed medical patients and a new industry in the County. The County must do their part in combating the illicit cannabis marketplace and support the rights of patients to access safe, tested, quality cannabis products. A ban on legal cannabis products only supports the illicit cannabis marketplace and reinforces the propagation of dangerous, illegally manufactured cannabis products in our communities.

Thank you for considering this request,



12/4/22

Name

Date


Dear Contra Costa Board of Supervisors,

Please repeal the countywide ban on the sale of cannabis vaporizers. This ban has made it difficult for seniors like myself to access quality cannabis products that help with my medical condition. Please consider the impact on seniors in Rossmoor and on patients throughout the county that use cannabis vaporizers to help with their medical conditions.


Vaping cannabis is less harsh than smoking cannabis. Vaping allows for accurate dispensing other consumption methods simply don't provide which allows medical patients to dose in a precise manner. Some patients who lack dexterity in their hands and cannot use a lighter to consume cannabis, and may have found that it is easier to administer medicine using cannabis vapes. Some of us have difficulty with mobility and cannot travel far for cannabis vapes. Delivery services in the County have also stopped carrying cannabis vapes making it harder for patients to get cannabis medicine they rely on.

I urge the Board to repeal the ban on the sale of state compliant cannabis vapes in the County. The knee jerk response to the vaping epidemic was understandably done hastily with good intentions but has harmed medical patients and a new industry in the County. The County must do their part in combating the illicit cannabis marketplace and support the rights of patients to access safe, tested, quality cannabis products. A ban on legal cannabis products only supports the illicit cannabis marketplace and reinforces the propagation of dangerous, illegally manufactured cannabis products in our communities.

Thank you for considering this request,



Name



Date


Dear Contra Costa Board of Supervisors,

Please repeal the countywide ban on the sale of cannabis vaporizers. This ban has made it difficult for seniors like myself to access quality cannabis products that help with my medical condition. Please consider the impact on seniors in Rossmoor and on patients throughout the county that use cannabis vaporizers to help with their medical conditions.

Vaping cannabis is less harsh than smoking cannabis. Vaping allows for accurate dispensing other consumption methods simply don't provide which allows medical patients to dose in a precise manner. Some patients who lack dexterity in their hands and cannot use a lighter to consume cannabis, and may have found that it is easier to administer medicine using cannabis vapes. Some of us have difficulty with mobility and cannot travel far for cannabis vapes. Delivery services in the County have also stopped carrying cannabis vapes making it harder for patients to get cannabis medicine they rely on.

I urge the Board to repeal the ban on the sale of state compliant cannabis vapes in the County. The knee jerk response to the vaping epidemic was understandably done hastily with good intentions but has harmed medical patients and a new industry in the County. The County must do their part in combating the illicit cannabis marketplace and support the rights of patients to access safe, tested, quality cannabis products. A ban on legal cannabis products only supports the illicit cannabis marketplace and reinforces the propagation of dangerous, illegally manufactured cannabis products in our communities.

Thank you for considering this request,

 \_\_\_\_\_  
Name

12/4/21  
\_\_\_\_\_ Date




Dear Contra Costa Board of Supervisors,

Please repeal the countywide ban on the sale of cannabis vaporizers. This ban has made it difficult for seniors like myself to access quality cannabis products that help with my medical condition. Please consider the impact on seniors in Rossmoor and on patients throughout the county that use cannabis vaporizers to help with their medical conditions.

Vaping cannabis is less harsh than smoking cannabis. Vaping allows for accurate dispensing other consumption methods simply don't provide which allows medical patients to dose in a precise manner. Some patients who lack dexterity in their hands and cannot use a lighter to consume cannabis, and may have found that it is easier to administer medicine using cannabis vapes. Some of us have difficulty with mobility and cannot travel far for cannabis vapes. Delivery services in the County have also stopped carrying cannabis vapes making it harder for patients to get cannabis medicine they rely on.

I urge the Board to repeal the ban on the sale of state compliant cannabis vapes in the County. The knee jerk response to the vaping epidemic was understandably done hastily with good intentions but has harmed medical patients and a new industry in the County. The County must do their part in combating the illicit cannabis marketplace and support the rights of patients to access safe, tested, quality cannabis products. A ban on legal cannabis products only supports the illicit cannabis marketplace and reinforces the propagation of dangerous, illegally manufactured cannabis products in our communities.

Thank you for considering this request,



12-4-22

Name

Date

Dear Contra Costa Board of Supervisors,

Please repeal the countywide ban on the sale of cannabis vaporizers. This ban has made it difficult for seniors like myself to access quality cannabis products that help with my medical condition. Please consider the impact on seniors in Rossmoor and on patients throughout the county that use cannabis vaporizers to help with their medical conditions.

Vaping cannabis is less harsh than smoking cannabis. Vaping allows for accurate dispensing other consumption methods simply don't provide which allows medical patients to dose in a precise manner. Some patients who lack dexterity in their hands and cannot use a lighter to consume cannabis, and may have found that it is easier to administer medicine using cannabis vapes. Some of us have difficulty with mobility and cannot travel far for cannabis vapes. Delivery services in the County have also stopped carrying cannabis vapes making it harder for patients to get cannabis medicine they rely on.

I urge the Board to repeal the ban on the sale of state compliant cannabis vapes in the County. The knee jerk response to the vaping epidemic was understandably done hastily with good intentions but has harmed medical patients and a new industry in the County. The County must do their part in combating the illicit cannabis marketplace and support the rights of patients to access safe, tested, quality cannabis products. A ban on legal cannabis products only supports the illicit cannabis marketplace and reinforces the propagation of dangerous, illegally manufactured cannabis products in our communities.

Thank you for considering this request,

CINDY BUI

Name

Cindy Bui 12/04/2022

Date



Contra  
Costa  
County

To: Board of Supervisors  
From: Marla Stuart, Employment and Human Services Director  
Date: December 6, 2022

Subject: Update on Head Start Programs and Oversight

---

**RECOMMENDATION(S):**

RECEIVE monthly update on the activities and oversight of the County's Head Start Program, as recommended by the Employment and Human Services Director.

**FISCAL IMPACT:**

There is no fiscal impact for this action.

**BACKGROUND:**

On October 18, 2022, the Board of Supervisors approved monthly updates on the activities of Head Start Programs. This is the November 2022 update.

**CONSEQUENCE OF NEGATIVE ACTION:**

The County will not be in compliance with Head Start program requirements, which may jeopardize funding and the success of the Quality Improvement Plan.

---

APPROVE

OTHER

RECOMMENDATION OF CNTY ADMINISTRATOR

RECOMMENDATION OF BOARD COMMITTEE

---

Action of Board On: 12/06/2022  APPROVED AS RECOMMENDED  OTHER

Clerks Notes:

**VOTE OF SUPERVISORS**

AYE: John Gioia, District I Supervisor  
Candace Andersen, District II Supervisor  
Diane Burgis, District III Supervisor  
Karen Mitchoff, District IV Supervisor  
Federal D. Glover, District V Supervisor

I hereby certify that this is a true and correct copy of an action taken and entered on the minutes of the Board of Supervisors on the date shown.

ATTESTED: December 6, 2022

Monica Nino, County Administrator and Clerk of the Board of Supervisors

By: June McHuen, Deputy

Contact: V. Kaplan, (925) 608-5052

cc:

ATTACHMENTS

November Head Start  
Update



# Head Start Update

Contra Costa County Board of Supervisors  
December 6, 2022

CONTRA COSTA COUNTY

EMPLOYMENT & HUMAN SERVICES

**Marla Stuart, MSW PhD**

Director



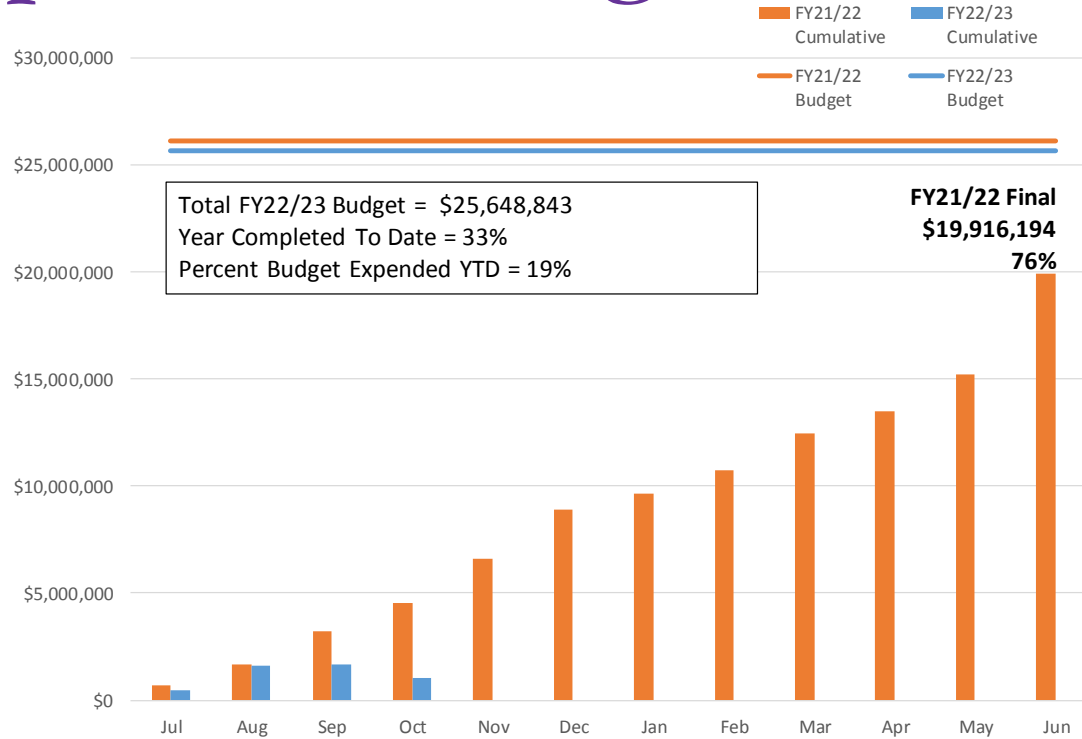
# Order of Presentation

1. Budget
2. Services
3. Monitoring
4. Region IX Communications
5. Program Information Reports (PIR)

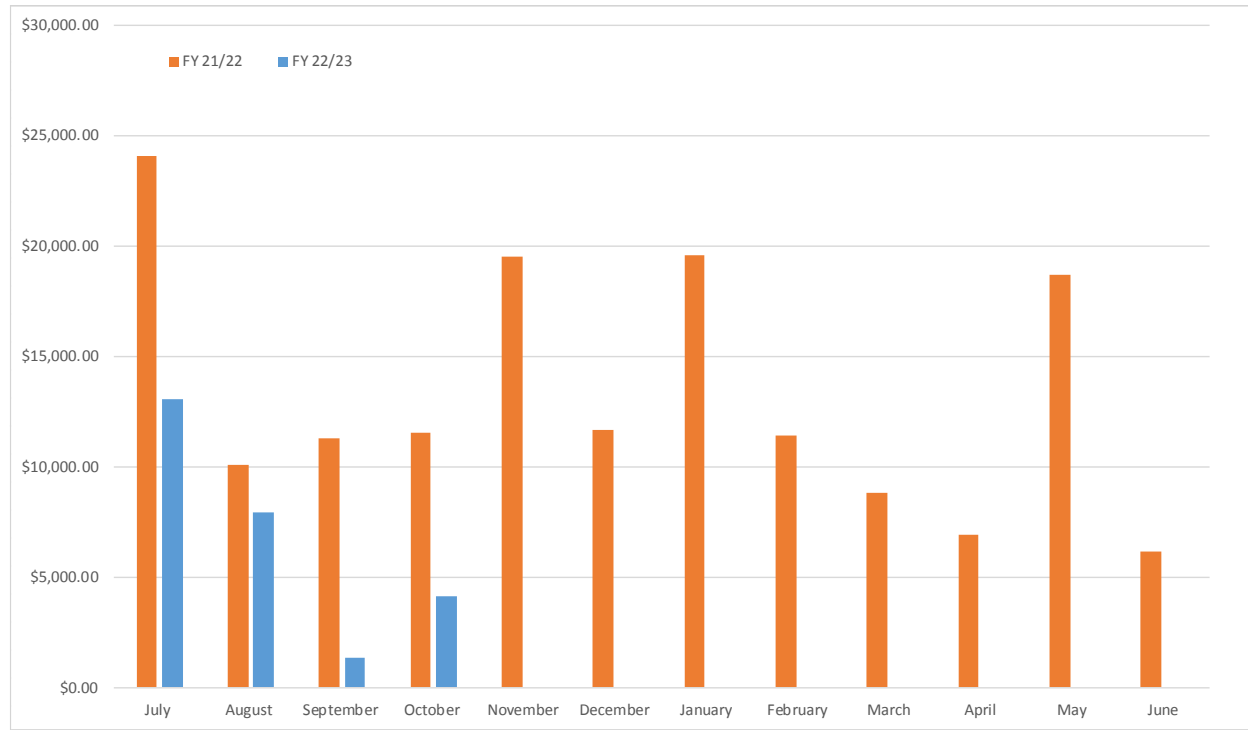


# Budget

# September Budget Summary

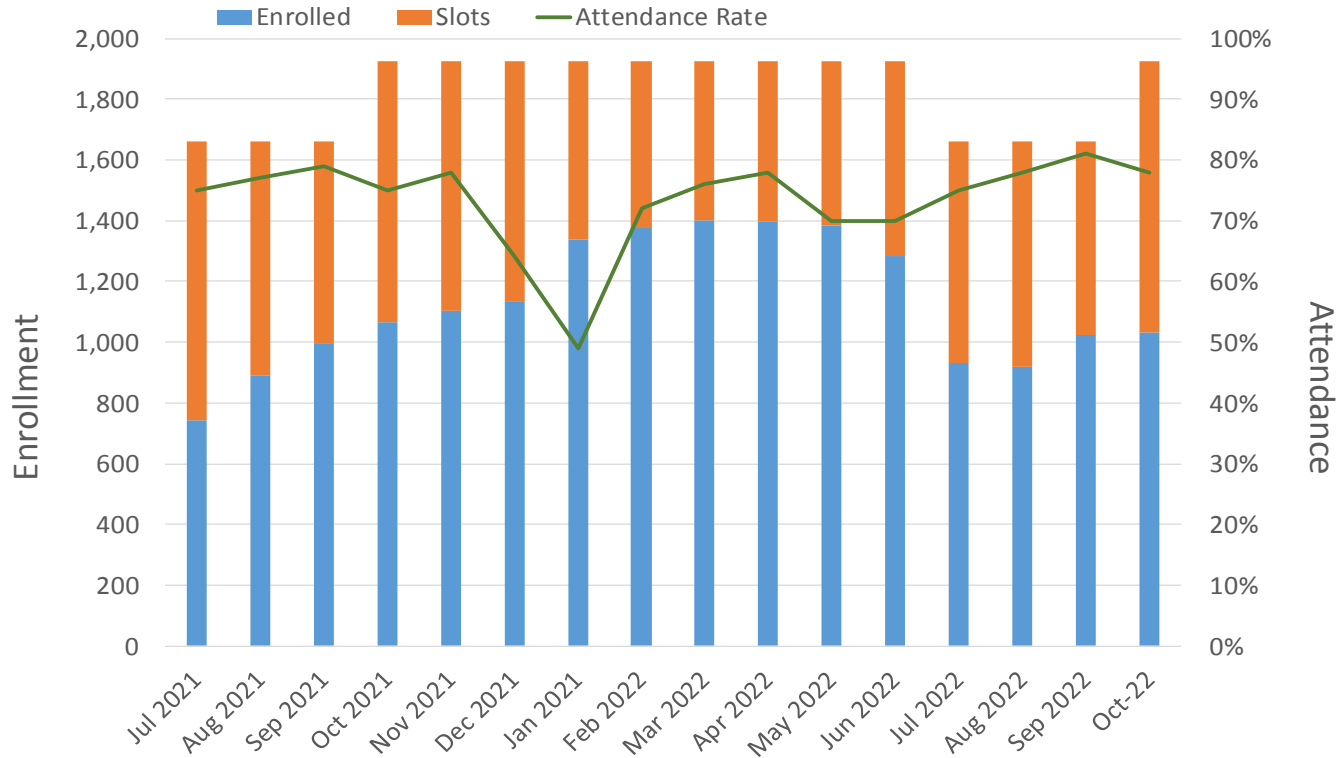


# October Credit Card Expenditures

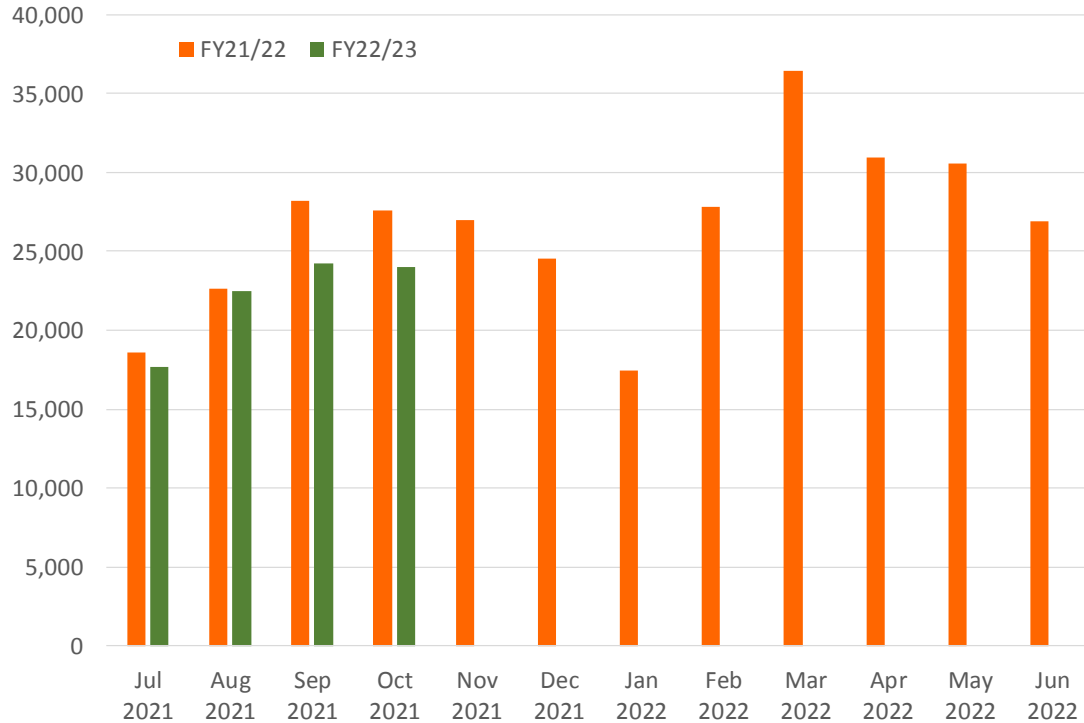


# Services

# Enrollment and Attendance



# Meals and Snacks Served





# Current Slots and Waiting List

SLOTS	Part-Day	Full-Day	Home Visiting	TOTAL
Head Start	356	995	0	1351
Early Head Start	0	424	149	573
<b>TOTAL</b>	356	1419	149	1924

**WAITING LIST = 4,323 (225% OF SLOTS)**

**(updated 11/30/22)**

# Classroom Closures

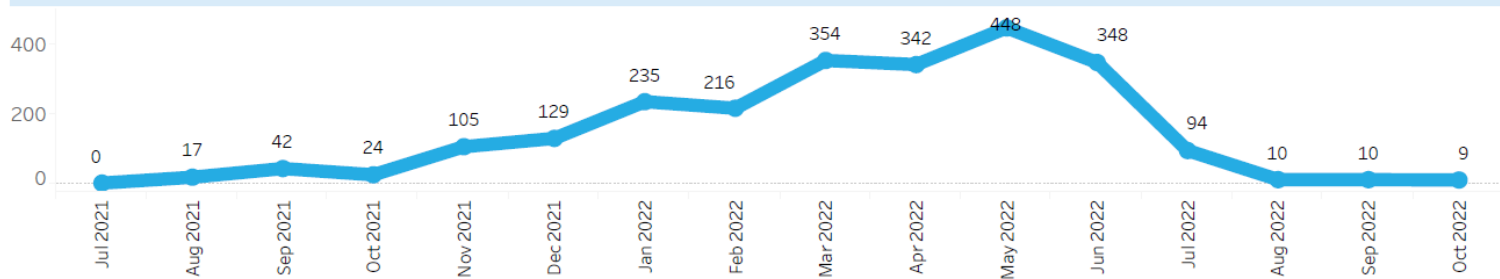
Number of Classroom Closures by Location, July 2021 to October 2022

	Ambrose	Balboa	Bayo Vista	CCC	Crescent Park	GM III	GMC	GMIII	Lavonia Allen	Los Arboles	Los Nogales	Marsh Creek	Riverview	Verde	Grand Total
July 2021	0	0	0	0	0	0	0	0	0	0	0	0	0	0	0
August 2021	0	0	0	0	0	0	0	0	0	0	2	0	0	0	2
September 2021	0	1	0	1	0	2	0	0	0	2	0	0	2	0	8
October 2021	0	1	0	0	0	0	0	1	0	2	1	0	0	0	5
November 2021	0	0	0	1	0	0	1	1	0	4	2	0	2	0	11
December 2021	1	0	0	0	0	0	3	0	0	3	1	0	3	0	11
January 2022	1	3	3	2	0	0	9	0	0	1	0	0	0	0	19
February 2022	0	4	0	0	0	0	9	0	1	1	0	0	5	0	20
March 2022	3	4	1	1	0	0	11	2	1	0	1	0	9	2	35
April 2022	1	4	2	0	2	0	6	2	3	0	6	0	1	0	27
May 2022	5	1	8	0	0	0	7	0	3	4	0	2	10	2	42
June 2022	1	1	8	0	1	0	4	0	2	1	1	0	9	1	29
July 2022	2	0	1	0	0	0	0	1	9	0	0	0	1	0	14
August 2022	1	0	0	0	0	0	0	0	5	0	0	0	0	0	6
September 2022	1	0	0	0	0	0	2	0	0	0	0	0	0	0	3
October 2022	0	1	0	0	0	0	2	0	1	0	1	0	0	0	5

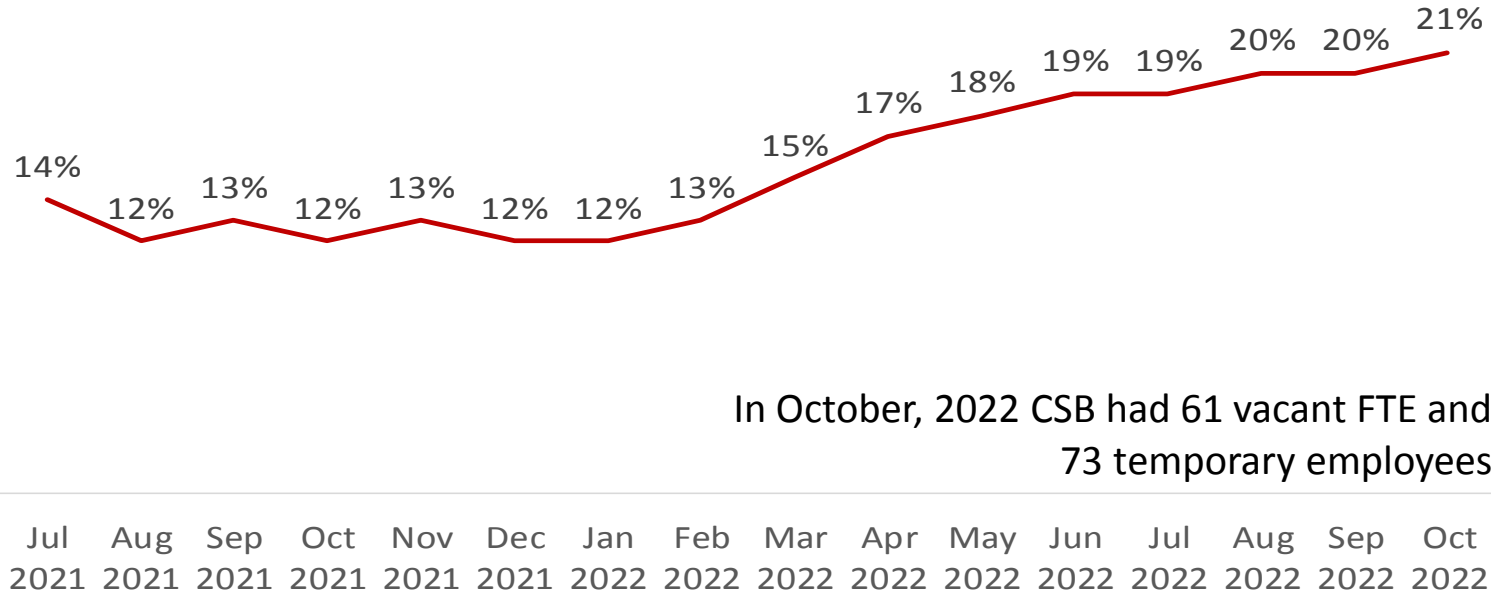
# of Classroom Closures



Number of Children Impacted by Month, July 2021 to October 2022



# CSB Position Vacancies



In October, 2022 CSB had 61 vacant FTE and 73 temporary employees

# Monitoring

# Unusual Incidents

Category	FY 21/22	FY 22/23 Year to date Jul-Oct (4 months)
Child Injury	3	5
Lack of Supervision	2	6
Inappropriate discipline	0	0
Potential child abuse and maltreatment	3	0
Unauthorized release	0	0
Other	12	16
<b>TOTAL</b>	<b>20</b>	<b>27</b>
<b>Average per Month</b>	<b>1.7</b>	<b>6.8</b>

# Region IX

# Communications



# FY22/23 ACF/OHS Communications


July 2022	1.	Letter from the Office of Head Start Acting Director on Investing in Early Childhood Education Workforce
August 2022	2.	Office of Head Start Guidance for Use of Funds Appropriated in the American Rescue Plan Act of 2021 (ARP)
	3.	Letter from the Office of Head Start Acting Director on Masks and Vaccines in Head Start Programs*
September 2022	4.	Strategies to Stabilize the Head Start Workforce
	5.	Reporting Child Health and Safety Incidents
	6.	Office of Head Start Mask Announcement
October 2022	7.	Fiscal Year (FY) 2023 Monitoring Process for Head Start and Early Head Start Recipients*

*Communications = Office of Head Start Information Memoranda*

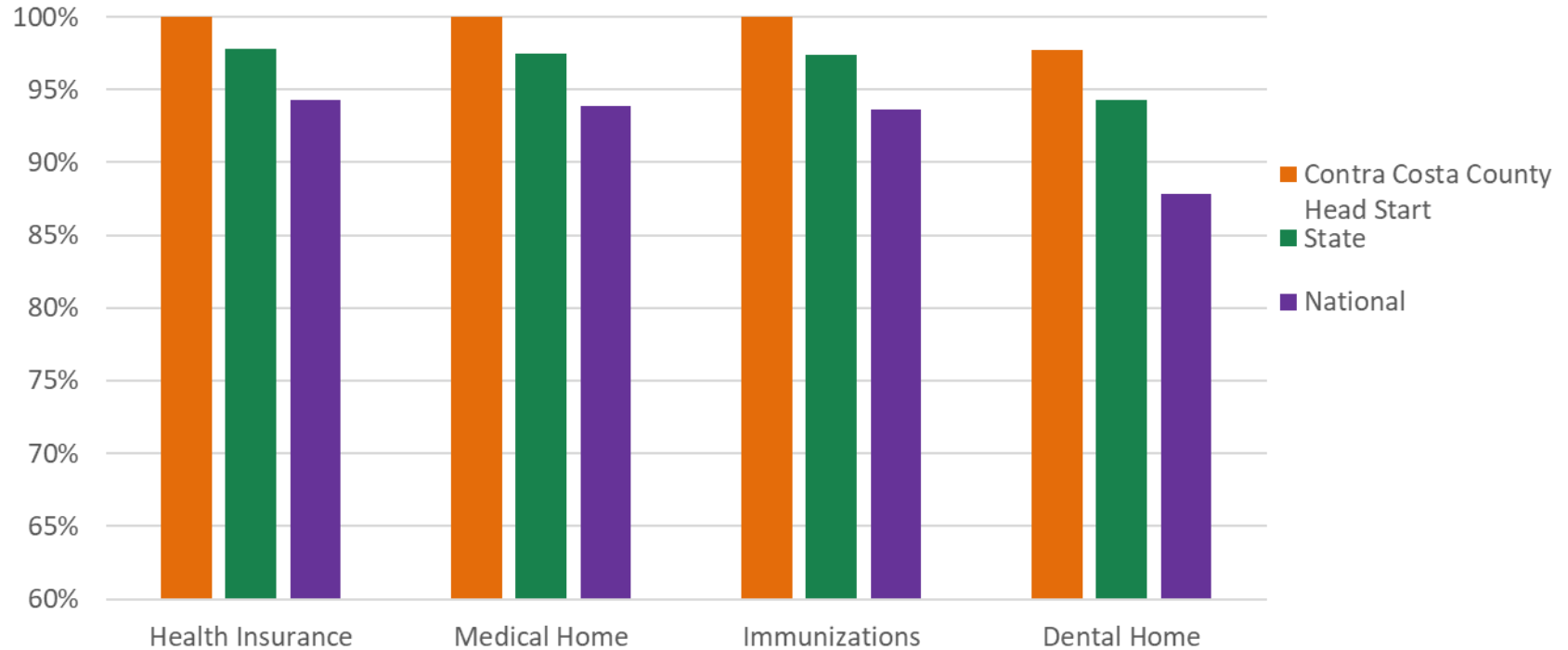
# Program Information Report (PIR)

# About the PIR

- Office of Head Start (OHS) mandates grantees to submit the Program Information Report (PIR) for each HS/EHS program annually
- Important source of descriptive and service data
- Data drives decision making and informs of quality services provided. Shared with:
  - Head Start Community & Partners
  - Congress
  - Public



# FY21/22 Comprehensive Services



# Motion Requested

Accept report.



Contra  
Costa  
County

To: Board of Supervisors  
From: John Kopchik, Director, Conservation & Development Department  
Date: December 6, 2022

**Subject:** Hearing to Consider Adoption of a Zoning Text Amendment Authorizing Child Care Centers (County File #CDZT22-00002)

---

**RECOMMENDATION(S):**

1. OPEN the public hearing on Ordinance No. 2022-37, RECEIVE testimony, and CLOSE the public hearing.
2. DETERMINE that adoption of Ordinance No. 2022-37, is exempt from the California Environmental Quality Act (CEQA) under CEQA Guidelines section 15061(b)(3) and 15724.
3. ADOPT Ordinance No. 2022-37, authorizing the establishment of child care centers that have obtained all required state and local agency approvals and licenses in residential, recreation, office, agricultural, business, and commercial zoning districts with the issuance of a land use permit.
4. DIRECT the Department of Conservation and Development to file a CEQA Notice of Exemption with the County Clerk.

**FISCAL IMPACT:**

The cost of preparing this ordinance has been funded by the Department of Conservation and Development, Land Development Fund.

**BACKGROUND:**

***Summary***

This is a hearing on a County-initiated zoning text amendment to amend the County Ordinance Code to authorize the establishment of a child care center with the issuance of a land use permit in Single- and Multi-Family Residential (R-, D-, M-), Recreation (F-1, F-R), Limited Office (O-1), Agricultural (A-), Business (C-B, N-B, R-B) and Commercial (C) zoning districts. The proposed amendment would also clarify, in accordance with current State law, that small family child care homes and large family child care homes for up to 14 children are permitted by right in the Single- and Multi-Family Residential (R-, D-, M-) and Water Recreational (F-1) zoning districts, as well as in the General Agricultural (A-2) and Heavy Agricultural (A-3) zoning districts.

---

APPROVE

OTHER

RECOMMENDATION OF CNTY ADMINISTRATOR

RECOMMENDATION OF BOARD COMMITTEE

---

Action of Board On: **12/06/2022**  APPROVED AS RECOMMENDED  OTHER

Clerks Notes:

**VOTE OF SUPERVISORS**

AYE: John Gioia, District I Supervisor  
Candace Andersen, District II Supervisor  
Diane Burgis, District III Supervisor  
Karen Mitchoff, District IV Supervisor  
Federal D. Glover, District V Supervisor

I hereby certify that this is a true and correct copy of an action taken and entered on the minutes of the Board of Supervisors on the date shown.

ATTESTED: December 6, 2022

Monica Nino, County Administrator and Clerk of the Board of Supervisors

By: June McHuen, Deputy

Contact: Jennifer Cruz, (925) 655-2867

cc:



## BACKGROUND: (CONT'D)

### *Background*

Child care facilities are regulated and licensed by the California Department of Social Services. The State recognizes two types of child care facilities: Family Child Care Homes and Child Care Centers. A family child care home can provide care to up to 14 children in the residence of the child care provider, subject to other location, facility, and safety regulations. A child care center includes any child care facility of any capacity other than a family child care home, subject to other location, facility, and safety regulations.

The purpose of this zoning text amendment is to authorize the establishment of child care centers that have obtained all required state and local agency approvals and licenses in Single- and Multi-Family Residential (R-, D-, M-), Recreation (F-1, F-R), Limited Office (O-1), Agricultural (A-), Business (C-B, N-B, R-B), and Commercial (C) zoning districts with the issuance of a land use permit.

Over the past decade, the County Zoning Code has been amended multiple times to comply with changing State regulations related to the permitting of child care facilities. Currently, State law provides that the use of a residence as a small or large family childcare home is considered a residential use of property, and is permitted by right in residential zoning districts. In accordance with State law, the current County Ordinance Code specifically recognizes this right to establish small and large family child care homes in some residential zoning districts, but not all. The proposed zoning text amendment will clarify that the establishment of a family child care home (i.e., providing care to up to 14 children in the home of the care provider) that has obtained all required state and local agency approvals and licenses is a permitted use in the residential, recreation, and limited agricultural zoning districts.

The County Ordinance Code does not currently allow the establishment of child care facilities for fifteen or more children in any zoning district, even with a land use permit. The proposed zoning text amendment would authorize the establishment of child care centers that have obtained all required state and local agency approvals and licenses in residential, recreation, office, agricultural, business, and commercial zoning districts with the issuance of a land use permit. This would allow child care facilities that do not otherwise qualify as a family child care home, of any capacity, be established and operate in these zoning districts upon the issuance of a land use permit. A table detailing the land use districts in which a small or large family child care home or a child care center is permitted is attached as Attachment B.

Last, the proposed ordinance would eliminate the term nursery school from uses requiring a land use permit in the residential, office, and agricultural zoning districts. The California Department of Social Services - Child Care Licensing issues licenses for two types of child care facilities: child care centers and family child care homes. The State does not recognize a nursery school as a separate form of child care facility or operation, and would license a qualifying nursery school as a child care center or family child care home, as applicable. Consistent with the State's treatment of nursery schools, County staff does not currently process applications to establish a nursery school. The elimination of the term nursery school from the County's Zoning Code Ordinance would be consistent with the types of licensing issued by the State, would prevent confusion on behalf of the public, and would be consistent with current staff practice.

### ***General Plan Consistency***

The proposed zoning text amendment complies with the County General Plan. The General Plan land use designations of single-family residential and multiple-family residential permit child care facilities. The agricultural land use designations also permit child care facilities as an accessory of residential uses. The zoning text amendment would also be consistent with the following County General Plan Goals and Policies under the Public Facilities Services Element:

- 7-AU. To assist and encourage the development of adequate, affordable and quality childcare in Contra Costa County.
- 7-AV. To maximize parental choice for childcare options in the community.
- 7-147. The development of high quality childcare and preschool facilities shall be encouraged in appropriate locations, especially in conjunction with schools, church facilities and centers of concentrated employment such as business parks.
- 7-151. In order to increase parental choice, the location of childcare facilities shall be encouraged in residential neighborhoods, employment centers, at school sites, hospitals, religious facilities, parks and along transit routes.

### ***County Planning Commission Hearing***

The County Planning Commission held a public hearing on the draft Ordinance on October 12, 2022. No public comments were submitted during the hearing. The County Planning Commission voted 6-0 to recommend that the Board adopt the proposed ordinance.

### ***California Environmental Quality Act***

Adoption of the proposed ordinance is exempt from the California Environmental Quality Act (CEQA) pursuant to CEQA Guidelines sections 15061(b)(3) and 15274.

CEQA Guidelines section 15061(b)(3) is the "common sense exemption." The proposed actions would authorize the establishment of child care centers in specific zoning districts after the issuance of a land use permit. No specific project is approved with this ordinance. Any future establishment of a child care center would be a separate discretionary project reviewed under its own subsequent CEQA analysis. Thus, it can be seen with certainty that there is no possibility that the proposed action could have a significant effect on the environment.

CEQA Guidelines section 15274 exempts the establishment or operation of a family child care home. The proposed ordinance clarifies that, consistent with State law, the operation of a family child care home is permitted by right in specific zoning districts

## CONSEQUENCE OF NEGATIVE ACTION:

If the Board does not approve the proposed ordinance, then the zoning code will not be amended to authorize child care centers upon the issuance of a land use permit in the Single- and Multi-Family Residential (R-, D-, M-), Recreation (F-1, F-R), Limited Office (O-1), Agricultural (A-), Business (C-B, N-B, R-B), and Commercial (C) zoning districts.

CHILDREN'S IMPACT STATEMENT:

The recommendation supports one or more of the following children's outcomes:

- (1) Children Ready for and Succeeding in School;
- (2) Children and Youth Healthy and Preparing for Productive Adulthood;
- (3) Families that are Economically Self Sufficient;
- (4) Families that are Safe, Stable and Nurturing; and
- (5) Communities that are Safe and Provide a High Quality of Life for Children and Families.

AGENDA ATTACHMENTS

Attachment A- Ordinance No. 2022-37

Attachment B- Zoning District Table

Attachment C- Power Point

MINUTES ATTACHMENTS

Signed Ordinance No. 2022-37

ORDINANCE NO. 2022-37

AN ORDINANCE AUTHORIZING CHILD CARE CENTERS

The Contra Costa County Board of Supervisors ordains as follows (omitting the parenthetical footnotes from the official text of the enacted or amended provisions of the County Ordinance Code):

**SECTION I. SUMMARY.** This ordinance authorizes the establishment of child care centers that have obtained all required state and local agency approvals and licenses in residential, recreation, office, agricultural, business, and commercial zoning districts with the issuance of a land use permit.

**SECTION II.** Section 84-4.402 of the County Ordinance Code is amended to read:

**84-4.402 Uses—Permitted.** The following uses are allowed in an R-6 district:

- (1) A detached single-family dwelling on each lot and the accessory structures and uses normally auxiliary to it.
- (2) Crop and tree farming.
- (3) Publicly owned parks and playgrounds.
- (4) A residential care facility for the elderly, operated by a person with all required state and local agency approvals or licenses, where no more than six persons reside or receive care, not including the licensee or members of the licensee's family or persons employed as facility staff.
- (5) A small family child care home or a large family child care home, as those terms are defined in California Code of Regulations, title 22, section 102352(f)(1), that has obtained all required state and local agency approvals and licenses.
- (6) Bird enclosures in compliance with the provisions of Chapter 82-50.
- (7) Accessory dwelling units and junior accessory dwelling units in compliance with the provisions of Chapter 82-24.
- (8) Urban farm animal raising and keeping in compliance with the provisions of Chapter 82-50.
- (9) An urban housing development in compliance with the provisions of Chapter 88-36.

- (10) Supportive housing, operated by a person with all required state and local agency approvals and license, where not more than six persons reside.
- (11) Transitional housing, operated by a person with all required state and local agency approvals and license, where not more than six persons reside. (Ords. 2022-37 § 2, 2022-14 § 3, 2020-01 § 6, 2018-06, § 4, 2017-14, § 5, 2003-17 § 4, 86-43 § 2, 78-83 § 1, 77-51 § 2, 68-25 § 2: prior code § 8142(a): Ords. 1269 § 1, 1179 § 3, 1039, 1028, 382 § 4A.)

**SECTION III.** Section 84-4.404 of the County Ordinance Code is amended to read:

**84-4.404 Uses—Requiring land use permit.** The following uses may be allowed in an R-6 district on the issuance of a land use permit:

- (1) Hospitals, eleemosynary and philanthropic institutions, and convalescent homes.
- (2) Churches and religious institutions and parochial and private schools.
- (3) Community buildings, clubs, and activities of a quasi-public, social, fraternal or recreational character, such as golf, tennis, and swimming clubs, and veterans' and fraternal organizations.
- (4) Greenhouses, over three hundred square feet.
- (5) More than one detached dwelling unit on a lot or parcel, if the density is not greater than the following:
  - R-6 district — Six thousand square feet per dwelling unit.
  - R-7 district — Seven thousand square feet per dwelling unit.
  - R-10 district — Ten thousand square feet per dwelling unit.
  - R-15 district — Fifteen thousand square feet per dwelling unit.
  - R-20 district — Twenty thousand square feet per dwelling unit.
  - R-40 district — Forty thousand square feet per dwelling unit.
  - R-65 district — Sixty-five thousand square feet per dwelling unit.
  - R-100 district — One hundred thousand square feet per dwelling unit.
  - D-1 district — No density restriction.
  - F-1 district — No density restriction.
- (6) Commercial nurseries. A land use permit application shall include a site plan indicating planting and landscaping areas, existing and proposed structures, and plans and elevations to indicate architectural type.

- (7) Medical and dental offices and medical clinics.
- (8) Publicly owned buildings and structures except as provided in Division 82.
- (9) A child care center, as the term is defined in California Code of Regulations, title 22, section 101152(c)(7), that has obtained all required state and local agency approvals and licenses.
- (10) Commercial radio and television receiving and transmitting facilities other than broadcasting studios and business offices.
- (11) The installation of exterior lighting at a height of seven feet or more above the finished grade of the parcel except exterior light placed upon the single-family residence.
- (12) Supportive housing, operated by a person with all required state and local agency approvals and licenses, where seven or more persons reside.
- (13) Transitional housing, operated by a person with all required state and local agency approvals and licenses, where seven or more persons reside. (Ords. 2022-37 § 3, 2017-14 § 6, 2013-12 § 4, 2003-17 § 5, 87-67 § 4, 86-43, 83-70, 76-75 § 1, 76-36 § 2, 73-51 § 3, 67-38, 1762, 1569 § 1, 1549: prior code § 8142(b): Ords. 1405, 1179 § 3, 382 § 4A).

**SECTION IV.** Section 84-14.402 of the County Ordinance Code is amended to read:

**84-14.402 Uses–Permitted.** The following uses are allowed in the R-20 district:

- (1) A detached single-family dwelling on each lot and the accessory structures and uses normally auxiliary to it.
- (2) Crop and tree farming, and horticulture.
- (3) A temporary stand for the sale of agricultural products grown on the premises, with two and one-half acres per stand, set back at least thirty-five feet from the front property line, and operated not more than three months in any calendar year.
- (4) Urban farm animal raising and keeping in compliance with the provisions of Chapter 82-50.
- (5) Publicly owned parks and playgrounds.

- (6) A residential care facility for the elderly, operated by a person with all required state and local agency approvals or licenses, where not more than six persons reside or receive care, not including the licensee or members of the licensee's family or persons employed as facility staff.
- (7) A small family child care home or a large family child care home, as those terms are defined in California Code of Regulations, title 22, section 102352(f)(1), that has obtained all required state and local agency approvals and licenses.
- (8) Bird enclosures in compliance with the provisions of Chapter 82-50.
- (9) Accessory dwelling units and junior accessory dwelling units in compliance with the provisions of Chapter 82-24.
- (10) An urban housing development in compliance with the provisions of Chapter 88-36.
- (11) Supportive housing, operated by a person with all required state and local agency approvals and license, where not more than six persons reside.
- (12) Transitional housing, operated by a person with all required state and local agency approvals and license, where not more than six persons reside. (Ords. 2022-37 § 4, 2022-14 § 4, 2020-01 § 7, 2018-06 § 5, 2017-11 § 4, 86-43 § 4, 78-83 § 2, 77-51 § 8, 68-25 § 2, 2033, 2032, 1768 § 2: prior code § 8146(a): Ord. 1269, 1179 § 8, 382 § 4V.)

**SECTION V.** Section 84-26.404 of the County Ordinance Code is amended to read:

**84-26.404 Uses—Requiring land use permit.** The following uses may be allowed in an M-29 district on the issuance of a land use permit:

- (1) Hospitals, eleemosynary and philanthropic institutions, convalescent homes, and boarding homes.
- (2) Churches, religious institutions, and parochial and private schools.
- (3) Community buildings, clubs, and activities of a quasi-public, social, fraternal, or recreational character, such as golf, tennis, and swimming clubs; veterans' and fraternal organizations not organized for monetary profit.
- (4) Greenhouses (over three hundred square feet) and nurseries for the propagation of



plants only and not including any retail sales of nursery products.

- (5) Medical and dental offices and clinics.
- (6) Publicly owned buildings and structures, except as provided in Division 82.
- (7) Commercial radio and television receiving transmitting facilities but not including broadcasting studios or business offices.
- (8) A child care center, as the term is defined in California Code of Regulations, title 22, section 101152(c)(7), that has obtained all required state and local agency approvals and licenses.
- (9) Supportive housing, operated by a person with all required state and local agency approvals and licenses, where seven or more persons reside.
- (10) Transitional housing, operated by a person with all required state and local agency approvals and licenses, where seven or more persons reside. (Ords. 2022-37 § 5, 2017-14 § 8, 2013-12 § 5, 2003-17 § 7, 87-67 § 5, 86-43 § 7, 78-40 § 1, 72-44 § 2, 1761, 1569 prior code § 8151(b): Ord. 1224.)

**SECTION VI.** Section 84-32.404 of the County Ordinance Code is amended to read:

**84-32.404 Uses—Requiring land use permit.** In the F-R district the following uses are permitted on the issuance of a land use permit:

- (1) Gift shops.
- (2) Tea rooms.
- (3) A child care center, as the term is defined in California Code of Regulations, title 22, section 101152(c)(7), that has obtained all required state and local agency approvals and licenses. (Ords. 2022-37 § 6, 86-43 § 9: prior code § 8153(a)(b) (part)).

**SECTION VII.** Section 84-34.402 of the County Ordinance Code is amended to read:

**84-34.402 Uses—Permitted.** Uses permitted in the F-1 district shall be as follows:

- (1) A detached single-family dwelling on each lot and accessory structures and uses normally auxiliary to it.

- (2) Crop and tree farming, not including the raising or keeping of any animals other than ordinary household pets.
- (3) Noncommercial boating facilities with a maximum of two boat berths, provided that the boating facilities have adequate sanitary facilities provided on the lot onto which the boat berths are attached or on the piers which are attached to the subject lot. Also, for each boat berth there shall be provided two off-street parking spaces on the lot onto which the boat berth is attached. The residential off-street parking requirement may be used to satisfy the parking requirement for one boat berth.
- (4) A foster family home or a small family home, as those terms are defined in Health and Safety Code section 1502(a), that has obtained all required state and local agency approvals and licenses.
- (5) A small family child care home or a large family child care home, as those terms are defined in California Code of Regulations, title 22, section 102352(f)(1), that has obtained all required state and local agency approvals and licenses.
- (6) Accessory dwelling units and junior accessory dwelling units in compliance with the provisions of Chapter 82-24. (Ords. 2022-37 § 7, 2020-01, § 9, 86-43 § 10, 68-25 § 2, 1958: Ord. 67-38 § 1 (part), 1967: prior code § 8154(a): Ords. 671, 613).

**SECTION VIII.** Section 84-38.404 of the County Ordinance Code is amended to read:

**84-38.404 Uses—Requiring land use permit.** The following uses may be allowed in an A-2 district on the issuance of a land use permit:

- (1) Publicly owned parks and playground.
- (2) Dude ranches, riding academies and stables, and dog kennels.
- (3) Publicly owned buildings and structures, except as provided in Division 82.
- (4) Commercial radio and television receiving and transmitting facilities but not including broadcasting studios or business offices.
- (5) Wind energy conversion systems. This use is allowed without a land use permit if used only as an accessory to an allowable residential or agricultural use.
- (6) A child care center, as the term is defined in California Code of Regulations, title 22, section 101152(c)(7), that has obtained all required state and local agency

approvals and licenses.

- (7) Hospitals, animal hospitals, eleemosynary and philanthropic institutions, and convalescent homes.
- (8) Churches, religious institutions, and parochial and private schools.
- (9) Community buildings, clubs, and activities of a quasi-public, social, fraternal, or recreational character, such as golf, tennis or swimming clubs, or veterans' or fraternal organizations. These uses are prohibited if organized for monetary profit.
- (10) One additional single family dwelling.
- (11) Medical and dental offices and medical clinics.
- (12) Merchandising of agricultural supplies and services incidental to an agricultural use.
- (13) Wineries, commercial kitchens, or other facilities for creating value-added farm products.
- (14) Canneries.
- (15) Slaughterhouses and stockyards.
- (16) Rendering plants and fertilizer plants or yards.
- (17) Livestock auction or sales yards.
- (18) Commercial recreational facilities when the principal use is not in a building.
- (19) Boat storage facilities within one mile by public road of a boat launching facility open to the public. Vessels and vessel trailers may be stored in a boat storage facility. Recreational vehicles may be stored in a boat storage facility as long as the number of recreational vehicles stored does not exceed fifteen percent of the total number of storage spaces in the storage facility.
- (20) Retail firewood sales.
- (21) Recycling operations intended to sort or process material for reuse. Junkyards, defined in Section 88-4.206, are prohibited.

- (22) Museums in which objects of historical, artistic, scientific or cultural importance are preserved and displayed.
- (23) A farm market.
- (24) Agricultural cold storage plants on parcels less than ten acres in size.
- (25) Farmworker housing center.
- (26) Commercial cannabis activities that meet the requirements of Chapter 88-28. (Ords. 2022-37 § 8, 2018-18 § 5, 2017-14 § 10, 2013-12 § 6, 2009-12 § 3, 2007-23 § 4, 2003-11 § 3, 94-28 § 2, 89-46 § 2, 76-36 § 3, 7437 § 2, 60-82, 1988, 1569 § 2: prior code § 8156(b): Ords. 1406 § 3, 497 § 4, 382 § 4E).

**SECTION IX.** Section 84-80.404 of the County Ordinance Code is amended to read:

**84-80.404 Uses with land use permit.** The following uses may be allowed in an A-20 district on the issuance of a land use permit:

- (1) Merchandising of agricultural supplies and services incidental to agricultural use.
- (2) Wineries, commercial kitchens, or other facilities for creating value-added farm products.
- (3) Canneries.
- (4) Cold storage plants.
- (5) Rendering plants and fertilizer plants or yards.
- (6) Livestock auction or sales yards.
- (7) Wholesale nurseries and greenhouses.
- (8) Mushroom houses.
- (9) Processing of milk not produced on premises.
- (10) Dude ranches, riding academies, stables, dog kennels.
- (11) Hospitals, eleemosynary and philanthropic institutions, convalescent homes, and animal hospitals.

- (12) Churches, religious institutions, parochial and private schools.
- (13) Community buildings, clubs, activities of a quasi-public, social, fraternal or recreational character.
- (14) Medical and/or dental offices and clinics.
- (15) Boat storage area within one mile by public road of a public boat launching facility.
- (16) Oil and gas drilling and production including the installation and use of only such equipment necessary and convenient for drilling and extracting operations.
- (17) Commercial radio and television receiving and transmitting facilities other than broadcasting studios and business offices.
- (18) One additional single-family dwelling.
- (19) Wind energy conversion systems, except when used only as an accessory to an allowable residential or agricultural use.
- (20) A farm market.
- (21) Farmworker housing center.
- (22) Commercial cannabis activities that meet the requirements of Chapter 88-28.
- (23) A child care center, as the term is defined in California Code of Regulations, title 22, section 101152(c)(7), that has obtained all required state and local agency approvals and licenses. (Ords. 2022-37 § 9, 2018-18 § 5, 2017-14 § 16, 2013-12 § 9, 2007-23 § 8, 2006-19 § 11, 86-61 § 4, 84-24 § 4, 79-108).

**SECTION X.** Section 84-80.404 of the County Ordinance Code is amended to read:

**84-44.404 Use—Requiring land use permit.** In the O-1 district the following uses are permitted upon the issuance of a land use permit:

- (1) Hospitals, eleemosynary and philanthropic institutions, convalescent homes, and boarding homes.
- (2) Churches, religious institutions, and parochial and private schools.

- (3) Community buildings, clubs, and activities of a quasi-public, social, fraternal or recreational character, such as golf, tennis and swimming clubs; veterans' and fraternal organizations not organized for monetary profit.
- (4) Publicly owned buildings and structures, except as provided in Division 82.
- (5) Studios and galleries for arts and crafts, music and dance, and photography.
- (6) Commercial radio and television receiving and transmitting facilities; broadcasting studios or business offices; home cablevision facilities, including repair shops, storage areas, and equipment parking space necessary for operation and maintenance of the system.
- (7) Drug and prescription sales accessory to a medical office or clinic providing such use is definitely incidental to the primary use and is not visible from the street.
- (8) Animal hospital.
- (9) A child care center, as the term is defined in California Code of Regulations, title 22, section 101152(c)(7), that has obtained all required state and local agency approvals and licenses. (Ords. 2022-37 § 10, 76-75 § 4 (part), 71-95 § 1, 71-55 § 1, 1883: prior code § 8157.5(b)).

**SECTION XI. EFFECTIVE DATE.** This ordinance becomes effective 30 days after passage, and within 15 days after passage shall be published once with the names of supervisors voting for or against it in the East Bay Times, a newspaper published in this County.

PASSED on \_\_\_\_\_, by the following vote:

AYES:  
 NOES:  
 ABSENT:  
 ABSTAIN:

ATTEST: MONICA NINO,  
 Clerk of the Board of Supervisors  
 and County Administrator

\_\_\_\_\_  
 Board Chair

By: \_\_\_\_\_  
 Deputy

[SEAL]



KCK:

H:\Client Matters\2022\DCD\Ordinance No. 2022-37 Child Care Centers FINAL.wpd

ORDINANCE NO. 2022-37

11

ORDINANCE NO. 2022-37

AN ORDINANCE AUTHORIZING CHILD CARE CENTERS

The Contra Costa County Board of Supervisors ordains as follows (omitting the parenthetical footnotes from the official text of the enacted or amended provisions of the County Ordinance Code):

**SECTION I. SUMMARY.** This ordinance authorizes the establishment of child care centers that have obtained all required state and local agency approvals and licenses in residential, recreation, office, agricultural, business, and commercial zoning districts with the issuance of a land use permit.

**SECTION II.** Section 84-4.402 of the County Ordinance Code is amended to read:

**84-4.402 Uses—Permitted.** The following uses are allowed in an R-6 district:

- (1) A detached single-family dwelling on each lot and the accessory structures and uses normally auxiliary to it.
- (2) Crop and tree farming.
- (3) Publicly owned parks and playgrounds.
- (4) A residential care facility for the elderly, operated by a person with all required state and local agency approvals or licenses, where no more than six persons reside or receive care, not including the licensee or members of the licensee's family or persons employed as facility staff.
- (5) A small family child care home or a large family child care home, as those terms are defined in California Code of Regulations, title 22, section 102352(f)(1), that has obtained all required state and local agency approvals and licenses.
- (6) Bird enclosures in compliance with the provisions of Chapter 82-50.
- (7) Accessory dwelling units and junior accessory dwelling units in compliance with the provisions of Chapter 82-24.
- (8) Urban farm animal raising and keeping in compliance with the provisions of Chapter 82-50.
- (9) An urban housing development in compliance with the provisions of Chapter 88-36.

- (10) Supportive housing, operated by a person with all required state and local agency approvals and license, where not more than six persons reside.
- (11) Transitional housing, operated by a person with all required state and local agency approvals and license, where not more than six persons reside. (Ords. 2022-37 § 2, 2022-14 § 3, 2020-01 § 6, 2018-06, § 4, 2017-14, § 5, 2003-17 § 4, 86-43 § 2, 78-83 § 1, 77-51 § 2, 68-25 § 2: prior code § 8142(a): Ords. 1269 § 1, 1179 § 3, 1039, 1028, 382 § 4A.)

**SECTION III.** Section 84-4.404 of the County Ordinance Code is amended to read:

**84-4.404 Uses—Requiring land use permit.** The following uses may be allowed in an R-6 district on the issuance of a land use permit:

- (1) Hospitals, eleemosynary and philanthropic institutions, and convalescent homes.
- (2) Churches and religious institutions and parochial and private schools.
- (3) Community buildings, clubs, and activities of a quasi-public, social, fraternal or recreational character, such as golf, tennis, and swimming clubs, and veterans' and fraternal organizations.
- (4) Greenhouses, over three hundred square feet.
- (5) More than one detached dwelling unit on a lot or parcel, if the density is not greater than the following:
  - R-6 district — Six thousand square feet per dwelling unit.
  - R-7 district — Seven thousand square feet per dwelling unit.
  - R-10 district — Ten thousand square feet per dwelling unit.
  - R-15 district — Fifteen thousand square feet per dwelling unit.
  - R-20 district — Twenty thousand square feet per dwelling unit.
  - R-40 district — Forty thousand square feet per dwelling unit.
  - R-65 district — Sixty-five thousand square feet per dwelling unit.
  - R-100 district — One hundred thousand square feet per dwelling unit.
  - D-1 district — No density restriction.
  - F-1 district — No density restriction.
- (6) Commercial nurseries. A land use permit application shall include a site plan indicating planting and landscaping areas, existing and proposed structures, and plans and elevations to indicate architectural type.

- (7) Medical and dental offices and medical clinics.
- (8) Publicly owned buildings and structures except as provided in Division 82.
- (9) A child care center, as the term is defined in California Code of Regulations, title 22, section 101152(c)(7), that has obtained all required state and local agency approvals and licenses.
- (10) Commercial radio and television receiving and transmitting facilities other than broadcasting studios and business offices.
- (11) The installation of exterior lighting at a height of seven feet or more above the finished grade of the parcel except exterior light placed upon the single-family residence.
- (12) Supportive housing, operated by a person with all required state and local agency approvals and licenses, where seven or more persons reside.
- (13) Transitional housing, operated by a person with all required state and local agency approvals and licenses, where seven or more persons reside. (Ords. 2022-37 § 3, 2017-14 § 6, 2013-12 § 4, 2003-17 § 5, 87-67 § 4, 86-43, 83-70, 76-75 § 1, 76-36 § 2, 73-51 § 3, 67-38, 1762, 1569 § 1, 1549: prior code § 8142(b): Ords. 1405, 1179 § 3, 382 § 4A).

**SECTION IV.** Section 84-14.402 of the County Ordinance Code is amended to read:

**84-14.402 Uses–Permitted.** The following uses are allowed in the R-20 district:

- (1) A detached single-family dwelling on each lot and the accessory structures and uses normally auxiliary to it.
- (2) Crop and tree farming, and horticulture.
- (3) A temporary stand for the sale of agricultural products grown on the premises, with two and one-half acres per stand, set back at least thirty-five feet from the front property line, and operated not more than three months in any calendar year.
- (4) Urban farm animal raising and keeping in compliance with the provisions of Chapter 82-50.
- (5) Publicly owned parks and playgrounds.

- (6) A residential care facility for the elderly, operated by a person with all required state and local agency approvals or licenses, where not more than six persons reside or receive care, not including the licensee or members of the licensee's family or persons employed as facility staff.
- (7) A small family child care home or a large family child care home, as those terms are defined in California Code of Regulations, title 22, section 102352(f)(1), that has obtained all required state and local agency approvals and licenses.
- (8) Bird enclosures in compliance with the provisions of Chapter 82-50.
- (9) Accessory dwelling units and junior accessory dwelling units in compliance with the provisions of Chapter 82-24.
- (10) An urban housing development in compliance with the provisions of Chapter 88-36.
- (11) Supportive housing, operated by a person with all required state and local agency approvals and license, where not more than six persons reside.
- (12) Transitional housing, operated by a person with all required state and local agency approvals and license, where not more than six persons reside. (Ords. 2022-37 § 4, 2022-14 § 4, 2020-01 § 7, 2018-06 § 5, 2017-11 § 4, 86-43 § 4, 78-83 § 2, 77-51 § 8, 68-25 § 2, 2033, 2032, 1768 § 2: prior code § 8146(a): Ord. 1269, 1179 § 8, 382 § 4V.)

**SECTION V.** Section 84-26.404 of the County Ordinance Code is amended to read:

**84-26.404 Uses—Requiring land use permit.** The following uses may be allowed in an M-29 district on the issuance of a land use permit:

- (1) Hospitals, eleemosynary and philanthropic institutions, convalescent homes, and boarding homes.
- (2) Churches, religious institutions, and parochial and private schools.
- (3) Community buildings, clubs, and activities of a quasi-public, social, fraternal, or recreational character, such as golf, tennis, and swimming clubs; veterans' and fraternal organizations not organized for monetary profit.
- (4) Greenhouses (over three hundred square feet) and nurseries for the propagation of

plants only and not including any retail sales of nursery products.

- (5) Medical and dental offices and clinics.
- (6) Publicly owned buildings and structures, except as provided in Division 82.
- (7) Commercial radio and television receiving transmitting facilities but not including broadcasting studios or business offices.
- (8) A child care center, as the term is defined in California Code of Regulations, title 22, section 101152(c)(7), that has obtained all required state and local agency approvals and licenses.
- (9) Supportive housing, operated by a person with all required state and local agency approvals and licenses, where seven or more persons reside.
- (10) Transitional housing, operated by a person with all required state and local agency approvals and licenses, where seven or more persons reside. (Ords. 2022-37 § 5, 2017-14 § 8, 2013-12 § 5, 2003-17 § 7, 87-67 § 5, 86-43 § 7, 78-40 § 1, 72-44 § 2, 1761, 1569 prior code § 8151(b); Ord. 1224.)

**SECTION VI.** Section 84-32.404 of the County Ordinance Code is amended to read:

**84-32.404 Uses—Requiring land use permit.** In the F-R district the following uses are permitted on the issuance of a land use permit:

- (1) Gift shops.
- (2) Tea rooms.
- (3) A child care center, as the term is defined in California Code of Regulations, title 22, section 101152(c)(7), that has obtained all required state and local agency approvals and licenses. (Ords. 2022-37 § 6, 86-43 § 9: prior code § 8153(a)(b) (part)).

**SECTION VII.** Section 84-34.402 of the County Ordinance Code is amended to read:

**84-34.402 Uses—Permitted.** Uses permitted in the F-1 district shall be as follows:

- (1) A detached single-family dwelling on each lot and accessory structures and uses normally auxiliary to it.



- (2) Crop and tree farming, not including the raising or keeping of any animals other than ordinary household pets.
- (3) Noncommercial boating facilities with a maximum of two boat berths, provided that the boating facilities have adequate sanitary facilities provided on the lot onto which the boat berths are attached or on the piers which are attached to the subject lot. Also, for each boat berth there shall be provided two off-street parking spaces on the lot onto which the boat berth is attached. The residential off-street parking requirement may be used to satisfy the parking requirement for one boat berth.
- (4) A foster family home or a small family home, as those terms are defined in Health and Safety Code section 1502(a), that has obtained all required state and local agency approvals and licenses.
- (5) A small family child care home or a large family child care home, as those terms are defined in California Code of Regulations, title 22, section 102352(f)(1), that has obtained all required state and local agency approvals and licenses.
- (6) Accessory dwelling units and junior accessory dwelling units in compliance with the provisions of Chapter 82-24. (Ords. 2022-37 § 7, 2020-01, § 9, 86-43 § 10, 68-25 § 2, 1958: Ord. 67-38 § 1 (part), 1967: prior code § 8154(a): Ords. 671, 613).

**SECTION VIII.** Section 84-38.404 of the County Ordinance Code is amended to read:

**84-38.404 Uses—Requiring land use permit.** The following uses may be allowed in an A-2 district on the issuance of a land use permit:

- (1) Publicly owned parks and playground.
- (2) Dude ranches, riding academies and stables, and dog kennels.
- (3) Publicly owned buildings and structures, except as provided in Division 82.
- (4) Commercial radio and television receiving and transmitting facilities but not including broadcasting studios or business offices.
- (5) Wind energy conversion systems. This use is allowed without a land use permit if used only as an accessory to an allowable residential or agricultural use.
- (6) A child care center, as the term is defined in California Code of Regulations, title 22, section 101152(c)(7), that has obtained all required state and local agency

approvals and licenses.

- (7) Hospitals, animal hospitals, eleemosynary and philanthropic institutions, and convalescent homes.
- (8) Churches, religious institutions, and parochial and private schools.
- (9) Community buildings, clubs, and activities of a quasi-public, social, fraternal, or recreational character, such as golf, tennis or swimming clubs, or veterans' or fraternal organizations. These uses are prohibited if organized for monetary profit.
- (10) One additional single family dwelling.
- (11) Medical and dental offices and medical clinics.
- (12) Merchandising of agricultural supplies and services incidental to an agricultural use.
- (13) Wineries, commercial kitchens, or other facilities for creating value-added farm products.
- (14) Canneries.
- (15) Slaughterhouses and stockyards.
- (16) Rendering plants and fertilizer plants or yards.
- (17) Livestock auction or sales yards.
- (18) Commercial recreational facilities when the principal use is not in a building.
- (19) Boat storage facilities within one mile by public road of a boat launching facility open to the public. Vessels and vessel trailers may be stored in a boat storage facility. Recreational vehicles may be stored in a boat storage facility as long as the number of recreational vehicles stored does not exceed fifteen percent of the total number of storage spaces in the storage facility.
- (20) Retail firewood sales.
- (21) Recycling operations intended to sort or process material for reuse. Junkyards, defined in Section 88-4.206, are prohibited.

- (22) Museums in which objects of historical, artistic, scientific or cultural importance are preserved and displayed.
- (23) A farm market.
- (24) Agricultural cold storage plants on parcels less than ten acres in size.
- (25) Farmworker housing center.
- (26) Commercial cannabis activities that meet the requirements of Chapter 88-28. (Ords. 2022-37 § 8, 2018-18 § 5, 2017-14 § 10, 2013-12 § 6, 2009-12 § 3, 2007-23 § 4, 2003-11 § 3, 94-28 § 2, 89-46 § 2, 76-36 § 3, 7437 § 2, 60-82, 1988, 1569 § 2: prior code § 8156(b); Ords. 1406 § 3, 497 § 4, 382 § 4E).

**SECTION IX.** Section 84-80.404 of the County Ordinance Code is amended to read:

**84-80.404 Uses with land use permit.** The following uses may be allowed in an A-20 district on the issuance of a land use permit:

- (1) Merchandising of agricultural supplies and services incidental to agricultural use.
- (2) Wineries, commercial kitchens, or other facilities for creating value-added farm products.
- (3) Canneries.
- (4) Cold storage plants.
- (5) Rendering plants and fertilizer plants or yards.
- (6) Livestock auction or sales yards.
- (7) Wholesale nurseries and greenhouses.
- (8) Mushroom houses.
- (9) Processing of milk not produced on premises.
- (10) Dude ranches, riding academies, stables, dog kennels.
- (11) Hospitals, eleemosynary and philanthropic institutions, convalescent homes, and animal hospitals.

- (12) Churches, religious institutions, parochial and private schools.
- (13) Community buildings, clubs, activities of a quasi-public, social, fraternal or recreational character.
- (14) Medical and/or dental offices and clinics.
- (15) Boat storage area within one mile by public road of a public boat launching facility.
- (16) Oil and gas drilling and production including the installation and use of only such equipment necessary and convenient for drilling and extracting operations.
- (17) Commercial radio and television receiving and transmitting facilities other than broadcasting studios and business offices.
- (18) One additional single-family dwelling.
- (19) Wind energy conversion systems, except when used only as an accessory to an allowable residential or agricultural use.
- (20) A farm market.
- (21) Farmworker housing center.
- (22) Commercial cannabis activities that meet the requirements of Chapter 88-28.
- (23) A child care center, as the term is defined in California Code of Regulations, title 22, section 101152(c)(7), that has obtained all required state and local agency approvals and licenses. (Ords. 2022-37 § 9, 2018-18 § 5, 2017-14 § 16, 2013-12 § 9, 2007-23 § 8, 2006-19 § 11, 86-61 § 4, 84-24 § 4, 79-108).

**SECTION X.** Section 84-80.404 of the County Ordinance Code is amended to read:

**84-44.404 Use—Requiring land use permit.** In the O-1 district the following uses are permitted upon the issuance of a land use permit:

- (1) Hospitals, eleemosynary and philanthropic institutions, convalescent homes, and boarding homes.
- (2) Churches, religious institutions, and parochial and private schools.

- (3) Community buildings, clubs, and activities of a quasi-public, social, fraternal or recreational character, such as golf, tennis and swimming clubs; veterans' and fraternal organizations not organized for monetary profit.
- (4) Publicly owned buildings and structures, except as provided in Division 82.
- (5) Studios and galleries for arts and crafts, music and dance, and photography.
- (6) Commercial radio and television receiving and transmitting facilities; broadcasting studios or business offices; home cablevision facilities, including repair shops, storage areas, and equipment parking space necessary for operation and maintenance of the system.
- (7) Drug and prescription sales accessory to a medical office or clinic providing such use is definitely incidental to the primary use and is not visible from the street.
- (8) Animal hospital.
- (9) A child care center, as the term is defined in California Code of Regulations, title 22, section 101152(c)(7), that has obtained all required state and local agency approvals and licenses. (Ords. 2022-37 § 10, 76-75 § 4 (part), 71-95 § 1, 71-55 § 1, 1883: prior code § 8157.5(b)).

**SECTION XI. EFFECTIVE DATE.** This ordinance becomes effective 30 days after passage, and within 15 days after passage shall be published once with the names of supervisors voting for or against it in the East Bay Times, a newspaper published in this County.

PASSED on December 6 2022, by the following vote:

AYES: John Gioia, Candace Andersen, Diane Burgis, Karen Mitchoff, Federal Glover

NOES: None


ABSENT: None

ABSTAIN: None

ATTEST: MONICA NINO,  
Clerk of the Board of Supervisors  
and County Administrator

  
Board Chair Karen Mitchoff

By:

  
Deputy Clerk June McHuen

[SEAL]

ORDINANCE NO. 2022-37

ATTACHMENT B

**ORDINANCE NO. 2022-37**

**ZONING DISTRICTS WHERE CHILD CARE FACILITIES ARE ALLOWED**

<b>ZONING DISTRICTS</b>	<b>Small or Large Family Child Care Home</b> (includes facility providing care to up to 14 children in the home of the care provider)	<b>Child Care Center (w/ LUP)</b> (includes any child care facility of any capacity other than a family day care home)
Single-Family Residential (R-)	X	X
Two- Family Residential (D-)	X	X
Multi-Family Residential (M-)	X	X
Water Recreational (F-1)	X	X
Forestry Recreation (F-R)		X
General and Heavy Agriculture (A-2, A-3)	X	X
Exclusive Agriculture (A-20, A-40, A-80)		X
Limited Office (O-1)		X
Business (C-B, N-B, R-B)		X
Commercial (C)		X



# Child Care Centers

Ordinance No. 2022-37  
County File #CDZT22-00002

BOARD OF  
SUPERVISORS

DECEMBER 6, 2022



# Child Care Facilities licensed and regulated by CA Department of Social Services

---

- Small and Large Family Child Care Homes
  - Provide care to up to 14 children in the residence of the child care provider
  - Subject to other location, facility, and safety regulations
- Child Care Centers
  - Any child care facility other than a family child care home
  - Any capacity, dependent on facility size
  - Subject to other location, facility, and safety regulations.

Under CA law, a residence may be used as a small or large family child care home by right in residential zoning districts



# Ordinance No. 2022-37

---

Proposed Ordinance No. 2022-37 would:

- Authorize the establishment of a child care center with the issuance of a land use permit in residential, recreation, office, agricultural, business, and commercial zoning districts
- Clarify that, in accordance with State law, the establishment of a family child care home is a permitted use in the residential, recreation, and limited agricultural zoning district
- Delete references to “nursery” in the Code, consistent with State licensing and County permitting practices



**ORDINANCE NO. 2022-37****ZONING DISTRICTS WHERE CHILD CARE FACILITIES ARE ALLOWED**

<b>ZONING DISTRICTS</b>	<b>Small or Large Family Child Care Home</b> (includes facility providing care to up to 14 children in the home of the care provider)	<b>Child Care Center (w/ LUP)</b> (includes any child care facility of any capacity other than a family day care home)
Single-Family Residential (R-)	X	X
Two- Family Residential (D-)	X	X
Multi-Family Residential (M-)	X	X
Water Recreational (F-1)	X	X
Forestry Recreation (F-R)		X
General and Heavy Agriculture (A-2, A-3)	X	X
Exclusive Agriculture (A-20, A-40, A-80)		X
Limited Office (O-1)		X
Business (C-B, N-B, R-B)		X
Commercial (C)		X



# Consistency with the County General Plan

---

The proposed zoning text amendment complies with the County General Plan as an allowed use.

- The General Plan land use designations of single-family residential and multiple-family residential permit child care facilities.
- The agricultural land use designations also permit child care facilities as an accessory of residential uses.

The zoning text amendment would also be consistent with the following County General Plan Goals and Policies under the Public Facilities Services Element:

- 7-AU. To assist and encourage the development of adequate, affordable and quality childcare in Contra Costa County.
- 7-AV. To maximize parental choice for childcare options in the community.
- 7-147. The development of high quality childcare and preschool facilities shall be encouraged in appropriate locations, especially in conjunction with schools, church facilities and centers of concentrated employment such as business parks.
- 7-151. In order to increase parental choice, the location of childcare facilities shall be encouraged in residential neighborhoods, employment centers, at school sites, hospitals, religious facilities, parks and along transit routes.



# Staff Recommendations

---

1. OPEN the public hearing on Ordinance No. 2022-37, RECEIVE testimony, and CLOSE the public hearing.
2. DETERMINE that adoption of Ordinance No. 2022-37, is exempt from the California Environmental Quality Act (CEQA) under CEQA Guidelines sections 15061(b)(3) and 15724.
3. ADOPT Ordinance No. 2022-37, authorizing the establishment of child care centers that have obtained all required state and local agency approvals and licenses in residential, recreation, office, agricultural, business, and commercial zoning districts with the issuance of a land use permit.
4. DIRECT the Department of Conservation and Development to file a CEQA Notice of Exemption with the County Clerk.



# Questions?

---







Contra  
Costa  
County

To: Board of Supervisors  
From: Anna Roth, Health Services Director  
Date: December 6, 2022

Subject: Los Medanos Health Advisory Committee 2022/23 Interim Grant Plan

---

**RECOMMENDATION(S):**

1. ACCEPT the Los Medanos Health Advisory Committee (LMHAC) 2022/23 Interim Grant Program Plan; and
2. APPROVE and AUTHORIZE the Health Services Director, or designee to allocate up to \$500,000 for grants to identified CBOs, that the LMHAC have determined to be eligible for grant awards during FY 2022/23 due to having received funding from the Los Medanos Community Healthcare District (LMCHD) in the 2021/22 grant cycle for providing health related programs to residents of the Los Medanos Health Area; and
3. APPROVE and AUTHORIZE the Auditor-Controller to issue payments of up to \$10,000 to up to 9 eligible CBOs as grant award allocations, for services identified by the LMHAC as essential services or a holiday event in December 2022.

**FISCAL IMPACT:**

Approval of these actions would allocate up to \$500,000 of Los Medanos Community Health District (LMCHD) property tax revenues to community programs within the LMCHD boundaries. There is no fiscal impact to the County General Fund. (100% Los Medanos Community Healthcare District Funding)

- 
- APPROVE
  OTHER  
 RECOMMENDATION OF CNTY ADMINISTRATOR
  RECOMMENDATION OF BOARD COMMITTEE
- 

Action of Board On: **12/06/2022**  APPROVED AS RECOMMENDED  OTHER

Clerks Notes:

**VOTE OF SUPERVISORS**

AYE: John Gioia, District I Supervisor  
Candace Andersen, District II Supervisor  
Diane Burgis, District III Supervisor  
Karen Mitchoff, District IV Supervisor  
Federal D. Glover, District V Supervisor

I hereby certify that this is a true and correct copy of an action taken and entered on the minutes of the Board of Supervisors on the date shown.

ATTESTED: December 6, 2022  
Monica Nino, County Administrator and Clerk of the Board of Supervisors

Contact: Ernesto De La Torre, (925) 957-2617

By: June McHuen, Deputy

cc:

## BACKGROUND:

On July 10, 2018, the Board of Supervisors adopted Resolution No. 2018/436 establishing the Los Medanos Health Advisory Committee to develop and implement the Los Medanos Area Health Plan Grant Program. The LMHAC is tasked with:

1. Developing an area health plan that identifies the major health disparities that impact residents of the former LMCHD service area and identifies priorities for improving health outcomes. The plan will be presented to the Board of Supervisors for review and will not be final unless adopted by the Board of Supervisors. The LMHAC may engage an outside consultant to assist in developing the plan. The LMHAC shall submit an updated plan for approval by the Board of Supervisors no less than every five years.
2. Soliciting proposals from service providers that are interested in participating in the Los Medanos Area Health Plan Grant Program (the "Grant Program") and are capable of addressing the priorities outlined in the adopted plan. Funding for grants will be provided from (i) a special fund established by the Auditor-Controller, at the direction of the Board of Supervisors, that is used to segregate the property tax revenue received by the County as a result of the dissolution of the District, and (ii) any other funds made available to the grant program (e.g. through restricted donations, grants, etc.).
3. The advisory committee will recommend a list of proposed grantees to the Board of Supervisors for approval.
4. Monitor the efficacy of the programs funded by the grant program.
5. Report to the Board of Supervisors no less than once per year on the execution of the adopted plan, the grants provided under the grant program, the results achieved through the adopted plan and the grant program, and other matters that relate to the LMHAC's purpose and duties.

When LMCHD was dissolved all previous grants were closed. The initial dissolution timeline stated that a new grant program would be available 15 months after dissolution (June 2023).

At its July 12, 2022 meeting, the LMHAC discussed an interim grant program to cover major health disparity needs prior to the new grant program, and approved a subcommittee to develop an Interim Grant Program.

At its October 11, 2022 meeting, the LMHAC unanimously approved the attached Los Medanos Health Advisory Committee Interim Grant Program, which lists community programs that would be eligible for funding as a single cycle allocation approach to provide transitional, one-time grants exclusively to those Community-Based Organizations (CBO) who previously received grants from LMCHD during the 2021/22 grant cycles, pursuant to a Request for Information (RFI) process managed by the Health Services Department. The LMCHD 2021/22 grant cycle provided \$486,124 in grant funding as detailed in the attached Interim Grant Program document.

The LMHAC's proposed Interim Grant Program continues the mission of the Los Medanos Community Health Care District to, 'Advance solutions to health disparities within the Los Medanos Health Area'. The Interim Grant Program's goal is to support the programs that previously received grants so that interim services can be provided to the Los Medanos Health Area community until the final Grant Program is approved. During the proposed interim grant window of December 2022 through June 2023, recipients of the Interim Grant Program will be informed of the single cycle nature of the interim plan and receive guidance on the new grant program, including the County RFI process that will be implemented in the final Grant Program.

The following are the proposed terms of the Interim Grant Program, as approved by the LMHAC:

- \* Type of Grant: Project support grant: This grant funds a particular program or project.
- \* Interim Grant Budget: Up to \$500k allocated for the interim grant program
- \* Grants: Up to 25 transitional grants available, Minimum grant amount, \$10,000, One year grant period
- \* Reporting requirements: Interim grant program - midterm (6mo) and final report (12mo)
- \* Grant restrictions: Types of organizations – must be 501 (c)(3) or in partnership with a fiduciary agency, No fundraising activities, Application limited to previous grantees from 2021 to 2022, Cannot be used for capital improvements.

It was also agreed that Health Services will manage the RFI processes for the Interim Grant Program, which will only be available for programs that received grants during the LMCHD 2021/22 grant cycle.

A letter dated November 10, 2022 (attached), from the City of Pittsburg Mayor, was received by Supervisor Federal Glover and County staff, urging Board action on funding local community programs being considered by the LMHAC since July of 2022 as part of a Transitional Grant Funding Program that would fund programs "during the holiday season". The urgency to fund Aspire's Youth Engagement Program – Joy the Urban Nutcracker was specifically mentioned due to potential delays a lack of funding would present for a program with a performance date of December 10th in Pittsburg.

At the November 22, 2022 LMHAC meeting, there was discussion about the need for grants to support holiday programs in December. Committee members determined that there was an immediate need to support organizations and programs providing services during the holiday season. County Staff confirmed that Aspire's Youth Engagement Program – Joy the Urban Nutcracker had received funding from LMCHD in 2021/2022 and was providing a holiday event in the Los Medanos Health Area in December 2022.

In addition, the LMHAC reviewed previous LMCHD grants and determined that there were other programs that previously provided food, shelter, clothing, or holiday events. The LMHAC voted unanimously to recommend to the Board of Supervisors that nine CBOs receive expedited funding of up to \$10,000 each (total \$90,000) for their December programs that provide food, shelter, clothing or a Holiday event. The nine CBOs included in the LMHAC's recommendation, which are highlighted in the attached LMHAC Interim Grant Program Plan document, were confirmed to have previously received funding in 2021/22 LMCHD grant cycles. If approved as requested, the proposed \$90,000 expedited allocation for December would exclude a competitive solicitation process. Should the entire \$90,000 expedited allocation be approved and awarded, the remaining \$410,000 of funding would include a competitive bidding process in the form of a RFI. The allocation recommendations for the community programs included in the attached Interim Grant Program that have not been identified for expedited funding will complete a competitive solicitation process conducted by Health Services staff. The LMHAC will also receive support from Health Services staff to conduct a competitive solicitation process for the 2023/24 fiscal year final "Grant Program", which is planned for June/July of 2023 and as approved by the Board of Supervisors.

Though the LMHAC has identified nine programs with an immediate need for funding beginning the month of December, staff have determined that LMHAC recommendation does not comply with County competitive solicitation processes, the requirement of execution of a service contract for expenditure, and the spirit of the terms and conditions imposed by LAFCO as part of the dissolution of the former district ([LAFCO Resolution No. 17-13B](#)), and is therefore being included as a separate action item for Board consideration, as requested by the LMHAC.

CONSEQUENCE OF NEGATIVE ACTION:

If this action is not approved, the LMHAC will not be able to make funding recommendations for LMCHD grant programs for FY 2020/2023.

CLERK'S ADDENDUM

**Speakers: Ray, Executive Director, Healthy Arch Institute; Willy, Youth County AECF.**

The presentation slides were not available at the time of publication of the agenda. They are adopted into the record by unanimous vote of the Board.

AGENDA ATTACHMENTS

LMHAC 2022/23 Interim Grant Program Plan

LMHAC Funding Letter from Pittsburg Mayor

MINUTES ATTACHMENTS

LMHAC Presentation

**LOS MEDANOS HEALTH ADVISORY COMMITTEE 2022/23 INTERIM GRANT PROGRAM PLAN**

<b>Program</b>	<b>FY 2021/22 Amount</b>	<b>Food</b>	<b>Holiday</b>	<b>Notes</b>	<b>Expedited Funding in December</b>
18 Reasons	\$ 10,000	Yes	No	Cooking Matters, teen cooking classes	\$10,000
Ambrose Aquatic Program	\$ 10,000	No	No	Swim lesson scholarships	\$0
Aspire Youth Engagement	\$ 27,183	No	Yes	Performing arts program supplies & facility rental - Urban Nut Cracker performance	\$10,000
Buchanan Swim Center	\$ 20,000	No	No	Swim lesson scholarships	\$0
CC Health Ministries	\$ 17,725	No	No	Program services and supplies	\$10,000
Darius Jones Foundation	\$ 22,000			AED program, Nothing in Dec.	\$0
Dentist on Wheels (SVdP)	\$ 20,000	No	No	Dental supplies	\$0
Empowered Aging	\$ 10,000	No	No	Resident rights education, program support	\$0
FP Tutoring	\$ 8,300	No	No	Tutors, programs, supplies	\$0
Healthy Harts Institute	\$ 30,000			Typically 30,000 per year. Holiday program \$10,000	\$10,000
Hope Solutions	\$ 7,500	No	No	Mental health program support for unhoused youth	\$0
John Muir	\$ 20,000	No	No	JMH/SVdP mobile clinic, staff support	\$0
Junior Warriors	\$ 17,500	No	No	Basketball program support	\$0
Loaves and Fishes	\$ 20,000	Yes	No	Annual support to offset increased overall program costs	\$10,000
Meals on Wheels	\$ 10,000	No	No	Admin support (gas)	\$10,000
Nunleys Karate	\$ 31,700	No	No	Scholarships & supplies	\$0
PAAACT	\$ 14,000	Yes	No	Vegetable boxes provided during parent meetings. Nunley Karate	\$0
People Who Care	\$ 11,000	No	No	After school program support	\$0
Pittsburg PD	\$ 14,444	Yes	No	Food cards for PPD to distribute to the unhoused	\$10,000
Pitts Youth Dev. Center	\$ 20,000	No	No	Community mural project supplies	\$0
Pittsburg 50 Plus	\$ 17,272	No	No	Older adult program support	\$0
Rotacare (SVdP)	\$ 57,000	no	no	Free Health Clinic	\$0
Souljahs	\$ 25,000			Nothing in Dec., MLK Jr., Ceasar Chavez, Juneteenth	\$0
SparkPoint/RCF	\$ 12,500	No	No	Financial coaching programs	\$0
Stoneman Village	\$ 20,000	Yes	No	subsidize the facility's annual dinner program (150 residents)	\$10,000
White Pony Express	\$ 13,000	No	No	Neighbors Helping Neighbors program support	\$10,000
<b>FY 2021/22 LMCHD TOTAL:</b>	<b>\$ 486,124</b>				<b>PROPOSED EXPEDITED FUNDING TOTAL: \$90,000</b>



## City of Pittsburg

65 Civic Avenue • Pittsburg, California 94565

November 10, 2022

Supervisor Federal Glover,  
Vice Chair, Contra Costa Board of Supervisors  
1025 Escobar Street  
Martinez, CA 94553

As Mayor of the City of Pittsburg, I am writing to urge you and the Board of Supervisors to take action on funding local community programs pursuant to the Los Medanos Health Advisory Committee's (LMHAC) recommendations. The Transitional Grant Funding Program is an important component to a successful and thriving community.

The Transitional Grant Funding Program has been an agenda item for discussion by the LMHAC since July of 2022. Agencies throughout the area are counting on funding from the Transitional Grant Funding Program to successfully launch programs during the holiday season. One such program is Aspire's Youth Engagement Program - Joy the Urban Nutcracker with a performance date on December 10<sup>th</sup> in Pittsburg. Unfortunately, funding that is approved in early 2023 will not help bring this and other youth oriented, local programs to Pittsburg. It is with urgency that allocated funding be disbursed to allow these programs to happen without delay.

I support the recommendations by the Los Medanos Health Advisory Committee for funding programs within the Pittsburg community. These programs support important community activities that benefit young and old alike. In addition, I hope that the County Board of Supervisors also recognizes the need to provide full funding to these programs this year.

Sincerely,

A handwritten signature in black ink that reads "Holland Barrett White". The signature is written in a cursive, flowing style.

Holland Barrett White  
Mayor, City of Pittsburg

cc: City Council  
Garrett Evans, City Manager  
Donna Mooney, City Attorney  
Alice Evenson, City Clerk  
Monica Nino, County Administrator





# Los Medanos Health Advisory Committee

---

*Shanelle Scales-Preston, Committee Chair*

*Ernesto De La Torre, Staff to Committee*

*Dec. 6 2022*

# Interim Grant Program

---

- The Committee would like to have an interim grant program that would allow them to distribute needed funds before the future grant program is developed.
  - Single cycle, 1 year program (Dec. 2022 – June 2023)
  - Funding limited to previous grant awardees (2021-2022)
  - Provides opportunity to help awardees transition to the future grant program
  - Keeps funds moving to programs
  - Up to \$500,000 allocated to the interim grant program
- Fiscal Grant management
  - Seeking community partner who would be able to manage grant distribution and contracting support.
  - CCHS is developing the Request of Interest



# Community Garden Update

---

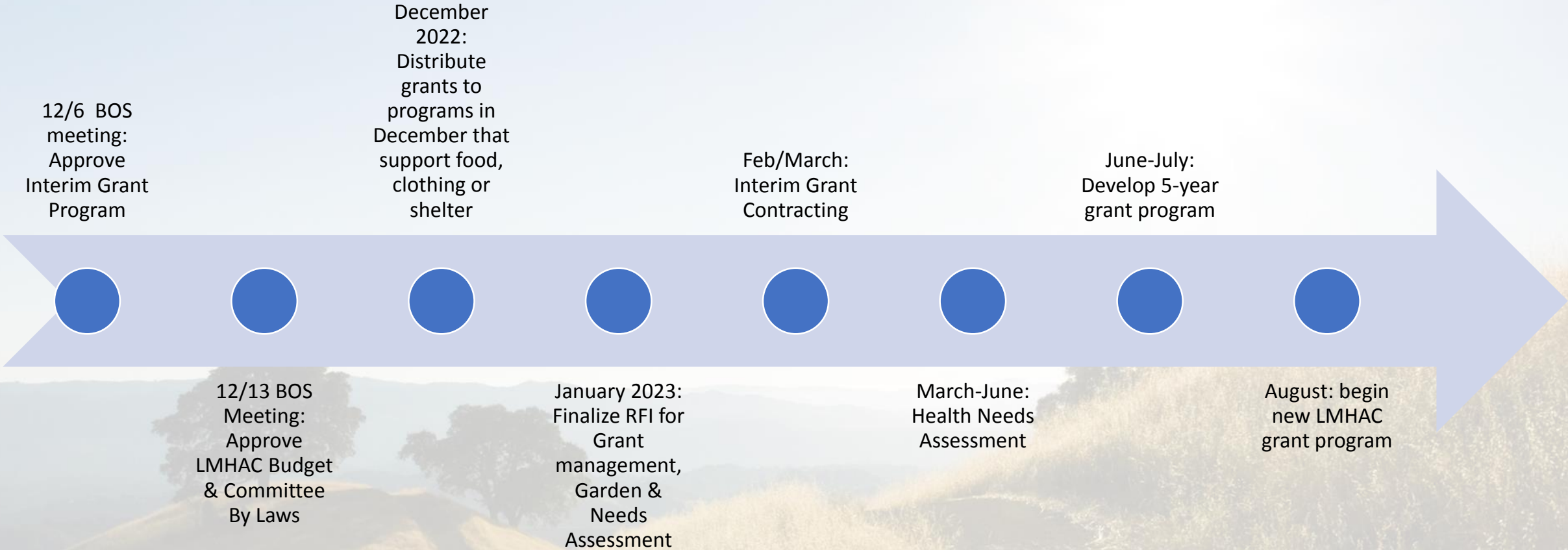
- Developing RFI for a master gardener
  - Local community partner
  - Manage gardeners and assigned plots
  - Provide educational programs for gardeners
  - General garden upkeep
- Details of the Community Garden budget appropriation recommendations are tentatively scheduled for Board consideration on 12/13

# Los Medanos Area Health Plan

---

- Working within CCHS and with hospital partners to collect all available data for the Los Medanos catchment area
- Developing RFI for an agency to support a Health Needs Assessment for the area
  - In addition to data collection HNA will include significant community engagement & outreach
- Tentative timeline: 4-6 months for Health Needs Assessment

# LMHAC Timeline 22/23





# Advisory Committee Recommendations

---

1. ACCEPT the Los Medanos Health Advisory Committee 2022/23 Interim Grant Plan.
2. APPROVE and AUTHORIZE the Health Services Director, or designee to allocate up to \$500,000 in grants to identified community-based organizations (CBOs) providing health related programs for residents of the Los Medanos Health Area. Identified CBOs received funding from the Los Medanos Community Healthcare District (LMCHD) during the 2021/22 grant cycle.
3. APPROVE and AUTHORIZE the Health Services Director, or designee to allocate up to \$90,000 from the interim grant program to be used in December 2022 for identified CBO programs that provide food, shelter, clothing, or a Holiday event.



Contra  
Costa  
County

To: Board of Supervisors  
From: Brian M. Balbas, Public Works Director/Chief Engineer  
Date: December 6, 2022

**Subject:** ACCEPT the County’s Development Impact Fee Annual Report for fiscal year 2021/2022 for Area of Benefit Program, Countywide.

---

**RECOMMENDATION(S):**

ACCEPT the County’s Development Impact Fee Annual Report for fiscal year 2021/2022 for the Area of Benefit (AOB) program in unincorporated Contra Costa County, as recommended by the Public Works Director, Countywide.

**FISCAL IMPACT:**

No fiscal impact.

**BACKGROUND:**

Contra Costa County imposes AOB fees on new development within 14 separate AOBs in unincorporated Contra Costa County, pursuant to Government Code sections 66000 through 66025, 66484, and 66484.7. The AOB program is a traffic mitigation fee program imposed to recover new development’s proportional share of the costs of transportation improvements required to meet transportation demands within the AOB. The specific transportation improvements required within each AOB, the costs of those improvements, and new development’s proportional share of those costs are more particularly described in the most recent Nexus Study report for each AOB. Nexus Studies for all AOBs are on file with the Public Works Department.

---

APPROVE

OTHER

RECOMMENDATION OF CNTY ADMINISTRATOR

RECOMMENDATION OF BOARD COMMITTEE

---

Action of Board On: **12/06/2022**  APPROVED AS RECOMMENDED  OTHER

Clerks Notes:

**VOTE OF SUPERVISORS**

AYE: John Gioia, District I Supervisor  
Candace Andersen, District II Supervisor  
Diane Burgis, District III Supervisor  
Karen Mitchoff, District IV Supervisor  
Federal D. Glover, District V Supervisor

I hereby certify that this is a true and correct copy of an action taken and entered on the minutes of the Board of Supervisors on the date shown.

ATTESTED: December 6, 2022

Monica Nino, County Administrator and Clerk of the Board of Supervisors

By: Stacey M. Boyd, Deputy

Contact: Jeff Valeros, 925.313.2031

cc:

BACKGROUND: (CONT'D)

The Public Works Department prepared the attached Development Impact Traffic Fee Annual Report (Report) for fiscal year 2021/2022 to satisfy annual reporting requirements of Government Code section 66006(b)(1) that apply to collection and accounting of AOB fee revenues. The Report was made available at the Clerk of the Board's office at least 15 days before the Board meeting, in accordance with Government Code section 66006(b)(2). Public Works Department staff recommends that the Board accept the Report, make the findings included in the Report based on the information in the Report, and accept the fiscal year 2021/2022 information included in the Report, all in accordance with Government Code section 66006(b).

CONSEQUENCE OF NEGATIVE ACTION:

The required findings would not be made, and the required information would not be provided at this time.

ATTACHMENTS

AB1600 Report FY 21-22

**Development Impact Traffic Fee Annual Report**  
**Contra Costa County Area of Benefit (AOB) Program**  
**In Compliance with Mitigation Fee Act/Assembly Bill 1600**  
**Fiscal Year 2021/2022**



## Table of Contents

Reporting Requirements for Development Impact Traffic Fees	3
Report Format	4
Attachments	
Fiscal Year 2021/2022	A
Traffic Fee Schedule	
Fund Balance/Revenue/Expenditures	
Project Expenditures	
AOB Boundary Map	B

**Development Impact Traffic Fee Annual Report**  
**Contra Costa County Area of Benefit (AOB) Program**

**Legal Requirements for Development Impact Traffic Fees**

California Government Code Section 66006 provides that each local agency that imposes development impact traffic fees must prepare an annual report that includes specific information about those fees. In addition, Assembly Bill 1600 imposes certain accounting and reporting requirements with respect to the fees collected. The fees, for accounting purposes, must be segregated from the general funds of the County and from other funds or accounts containing fees collected for other improvements. Interest on each development fund must be credited to that fund or account and used only for the purposes for which the fees were collected.

For each separate development impact fund that the local agency maintains, California Government Code Section 66006(b)(1) requires the local agency to make available to the public, within 180 days after the end of each fiscal year, the following information for that fiscal year:

- A. A brief description of the type of fee in the account or fund.
- B. The amount of the fee.
- C. The beginning and ending balance of the account or fund.
- D. The amount of the fees collected and interest earned.
- E. An identification of each public improvement on which fees were expended and the amount of expenditures on each improvement, including the total percentage of the cost of the public improvement that was funded with fees.
- F. An identification of an approximate date by which the construction of the public improvement will commence if the local agency determines that sufficient funds have been collected to complete financing on an incomplete public improvement.
- G. A description of each inter-fund transfer or loan made from the account or fund, including the public improvement on which the transferred or loaned fees will be expended, and, in the case of an inter-fund loan, the date on which the loan will be repaid and the rate of interest that the account or fund will receive on the loan.
- H. The amount of refunds made due to sufficient funds being collected to complete financing on incomplete public improvements, and the amount of reallocation of funds made due to administrative costs of refunding unexpended revenues exceeding the amount to be refunded.

## **Area of Benefit**

An "Area of Benefit" (AOB) is a transportation mitigation program related to a specific geographic area of unincorporated Contra Costa County in which the County imposes transportation mitigation fees. This fee is a type of development impact fee on new development to fund new development's share of the transportation improvements required to satisfy transportation demands within that geographic area. (See Gov. Code, §§ 66484, 66484.7.) As of the end of fiscal year 2021/2022, the County had 14 areas within the AOB program. During this reporting period, the South Walnut Creek AOB was absorbed into the Central County AOB and is no longer an active AOB, which reduced the number from 15 to 14 areas within the AOB program. A map of the AOBs is included as Attachment B to this report. The current project list for each AOB is included in the most recent development program report for the AOB, a copy of which can be obtained from the Public Works Department.

## **Report Format**

Attachment A to this report is a financial report that provides accounting information for fiscal year 2021/2022, as required by Government Code section 66006(b)(1). For the fiscal year the report includes three primary tables: the first table is a "Fee Schedule" Table that identifies the transportation mitigation fees imposed on new development within each AOB during the fiscal year; the second table is a "Fund Balance" Table that identifies the beginning and ending fund balance, amount of fees collected, total revenue, and total expenditures for each AOB; and the third table is a "Project Expenditures" Table that identifies each project on which fees were expended, the amount of the AOB funds expended on each project, total project expenditures, and percentage of the total project cost funded with AOB fees.

The total project cost listed in the third Table is an estimate and may be modified in future years as a project develops. The initial project estimates developed during the preparation of the Nexus Study are based upon assumptions related to the site conditions. As the project develops and data become available related to topography, geometry, soil conditions, environmental studies, drainage studies, etc., the cost estimate becomes more refined. At close-out of project construction, the total project cost reflects the actual cost.

The *Other Expenses* column within the Fund Balance/Revenue/Expenditures Table identifies those expenses that are not identified in Table 3 but relate to any of the following activities: overall programming of projects, project development activities prior to issuance of a project-specific work order, coordinating with project applicants, preparation of AOB fee calculations, coordination through the Building Permit and Application Center, and accounting administration.

Each of the AOB programs has been evaluated, and it has been determined that the need still exists for each of the AOB programs. Therefore, the fund balance has not been

refunded or re-allocated, but rather efforts continue to move towards full implementation of projects within the project lists.

ATTACHMENT A

Fiscal Year 2021/2022

Fee Schedule Table

Fund Balance/Revenue/Expenditures Table

Project Expenditures Table

Fee Schedule FY 21/22 (Start of Fiscal Year)							
TRAFFIC FEE AREAS	Fund	Single Family	Multi Family	Office	Industrial	Commercial	Other
		Residential	Residential	(\$/SF)	(\$/SF)	(\$/DU)	(\$/Peak Hour Trip)
Alamo	1260	\$14,038.00	\$11,694.00	\$12.96	\$12.96	\$12.96	\$14,038.00
Bay Point	1395	\$9,463.00	\$5,773.00	\$4.49	\$3.56	\$5.54	\$9,463.00
Bethel Island	1290	\$1,944.00	\$1,186.00	\$2.24	\$1.77	\$2.78	\$1,944.00
Briones	1241	\$2,300.00	\$1,840.00	\$3.68	\$1.60	\$5.75	\$2,300.00
Central County	1242	\$6,557.00	\$5,828.00	\$10.64	\$4.59	\$12.53	\$6,557.00
Discovery Bay	1390	\$10,130.00	\$6,219.00	\$8.07	\$6.41	\$9.99	\$10,130.00
East County	1282	\$10,582.00	\$6,219.00	\$7.40	\$3.69	\$10.67	\$10,476.00
Hercules/Rodeo/Crockett	1231	\$1,648.00	\$1,319.00	\$2.63	\$1.15	\$4.12	\$1,648.00
Martinez	1240	\$7,218.00	\$5,797.00	\$11.56	\$5.07	\$18.11	\$7,218.00
North Richmond	1234	\$4,122.00	\$3,307.00	\$7.26	\$5.76	\$10.44	\$6,337.00
Pacheco	1399	\$990.00	\$990.00	\$3.35	\$1.35	\$2.05	\$990.00
Richmond/El Sobrante	1394	\$3,178.00	\$2,555.00	\$5.05	OTHER	\$7.93	\$3,178.00
South County	1270	\$3,587.00	\$3,587.00	OTHER	OTHER	OTHER	\$3,587.00
South Walnut Creek	1243	\$8,488.00	\$8,488.00	\$13.58	OTHER	\$16.14	\$8,488.00
West County	1232	\$5,626.00	\$4,502.00	OTHER	OTHER	\$10.75	\$5,626.00

Fund Balances FY 21/22										
TRAFFIC FEE AREAS	Fund	Beginning Fund Bal	Developer	Interest	Other Revenue	Total	Project	Other	Total	Ending
			Fees	Income	/ Transfers	Revenue	Expenditures	Expenses	Expenses	Fund Bal
Alamo	0641 1260	\$1,138,938.53	\$87,650.00	\$3,020.47		\$90,670.47	\$0.00	\$6,390.91	\$6,390.91	\$1,223,218.09
Bay Point	0685 1395	\$1,993,135.56	\$9,001.00	\$5,599.39		\$14,600.39	\$0.00	\$3,159.14	\$3,159.14	\$2,004,576.81
Bethel Island	0653 1290	\$303,842.86	\$0.00	\$0.00		\$0.00	\$0.00	\$8,430.68	\$8,430.68	\$295,412.18
Briones	0636 1241	\$540,699.10	\$2,300.00	\$1,270.35		\$3,570.35	\$0.00	\$126.00	\$126.00	\$544,143.45
Central County	0637 1242	\$5,288,329.42	\$11,999.00	\$15,273.25		\$27,272.25	\$0.00	\$77,939.22	\$77,939.22	\$5,237,662.45
Discovery Bay	0680 1390	\$91,536.19	\$31,378.00	\$384.53		\$31,762.53	\$0.00	\$4.00	\$4.00	\$123,294.72
East County	0645 1282	\$4,396,990.10	\$65,556.00	\$12,150.38		\$77,706.38	\$2,396.29	\$24,628.53	\$27,024.82	\$4,447,671.66
Hercules/Rodeo/Crockett	0631 1231	\$20,518.87	\$8,240.00	\$0.00		\$8,240.00	\$0.00	\$0.00	\$0.00	\$28,758.87
Martinez	0635 1240	\$2,592,487.59	\$14,436.00	\$7,469.15		\$21,905.15	\$348.38	\$24,217.24	\$24,565.62	\$2,589,827.12
North Richmond	0634 1234	\$4,168,275.52	\$1,990,983.90	\$14,729.54		\$2,005,713.44	\$267,950.65	\$41,632.00	\$309,582.65	\$5,864,406.31
Pacheco	0687 1399	\$416,150.77	\$170,290.18	\$979.13		\$171,269.31	\$0.00	\$8,223.94	\$8,223.94	\$579,196.14
Richmond/El Sobrante	0684 1394	\$373,392.40	\$0.00	\$380.68		\$380.68	\$0.00	\$6,780.03	\$6,780.03	\$366,993.05
South County	0642 1270	\$2,681,470.06	\$10,761.00	\$7,604.61		\$18,365.61	\$0.00	\$3,588.75	\$3,588.75	\$2,696,246.92
South Walnut Creek**	0638 1243	\$133,723.85	\$0.00	\$7.69		\$7.69	\$0.00	\$4.00	\$4.00	\$133,727.54
West County	0632 1232	\$128,040.22	\$0.00	\$19.21		\$19.21	\$0.00	\$4.00	\$4.00	\$128,055.43
<b>Traffic AOB Totals</b>		<b>\$24,267,531.04</b>	<b>\$2,402,595.08</b>	<b>\$68,888.38</b>	<b>\$0.00</b>	<b>\$2,471,483.46</b>	<b>\$270,695.32</b>	<b>\$205,128.44</b>	<b>\$475,823.76</b>	<b>\$26,263,190.74</b>

\* No refunds or allocations were made from any of the AOB funds.

\*\* The South Walnut Creek AOB was abolished during FY 21/22 and the remaining fund balance was reallocated to the Central County AOB. The South Walnut Creek AOB is no longer shown in the AOB map.

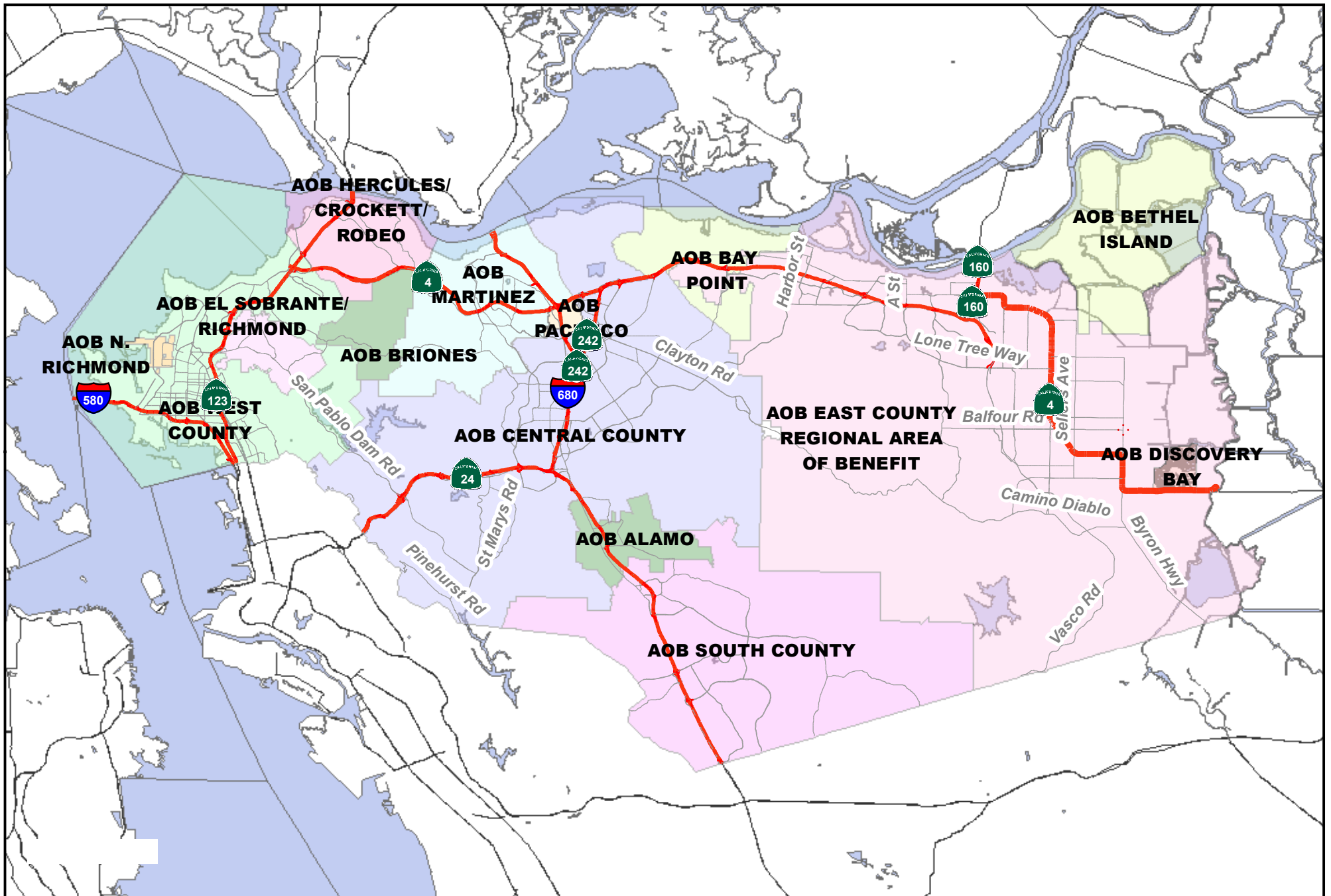


**Project Expenditures FY 21/22**

TRAFFIC FEE AREAS	Project #	Project Name	Traffic Impact Fee Expenditures (FY 21/22)	Total Project Expenditures All Funding Sources (FY 21/22)	Traffic Impact Fee Expenditures (To Date)	Total Estimated Project Expenditures All Funding Sources	Development Fees as Percentage of Total Expenditures (To Date)	Project Status (To Date)
<b>Alamo</b>			Total	\$0.00				
<b>Bay Point</b>			Total	\$0.00				
<b>Bethel Island</b>			Total	\$0.00				
<b>Briones</b>			Total	\$0.00				
<b>Central County</b>			Total	\$0.00				
<b>Discovery Bay</b>			Total	\$0.00				
<b>East County</b>	WO4055	Countywide Guardrail Upgrades	\$2,396.29	\$2,396.29	\$378,959.30	\$1,672,159.30	23%	Constructed in 2020
			Total	\$2,396.29				
<b>Hercules/ Rodeo/ Crockett</b>			Total	\$0.00				
<b>Martinez</b>	WO4113	Pacheco Boulevard: Improvements Blum	\$348.38	\$348.38	\$71,830.22	\$150,779.46	48%	Construct in 2025
			Total	\$348.38				
<b>North Richmond</b>	-	Chesley Avenue Traffic Calming*	\$267,950.65	\$267,950.65	\$267,950.65	\$267,950.65	100%	Constructed in 2021
			Total	\$267,950.65				
<b>Pacheco</b>			Total	\$0.00				
<b>Richmond/ El Sobrante</b>			Total	\$0.00				
<b>South County</b>			Total	\$0.00				
<b>South Walnut Creek</b>			Total	\$0.00				
<b>West County</b>			Total	\$0.00				

\* The Chesley Avenue Traffic Calming Project was constructed as a condition of approval for a development. The developer was reimbursed with North Richmond AOB funds pursuant to the County's 2007 Traffic Fee Credit and Reimbursement Policy.

ATTACHMENT B  
AREA OF BENEFIT BOUNDARY MAP



Contra Costa County  
Public Works  
Department

255 GLACIER DRIVE MARTINEZ, CALIFORNIA 94553 PH: (925) 313-2000 FAX: (925) 313-2333

PROJECT MAP

# CONTRA COSTA COUNTY AREAS OF BENEFIT

FEDERAL ID NO:

DB: ET CB: ET

DATE: SEPT. 2022

SHEET 1 OF 1

To: Board of Supervisors  
 From: Brian M. Balbas, Public Works Director/Chief Engineer  
 Date: December 6, 2022



Contra  
 Costa  
 County

**Subject:** ACCEPT the County's North Richmond Area of Benefit Development Impact Fee Five-Year Program Report for FY 17/18 through FY 21/22, North Richmond area.

**RECOMMENDATION(S):**

ACCEPT the County's North Richmond Area of Benefit (AOB) Development Impact Fee Five-Year Program Report (Report) for fiscal years 2017/2018 through 2021/2022, as recommended by the Public Works Director, North Richmond area. (District I)

FIND that:

- A. The Report describes the types of fees contained in the North Richmond Area of Benefit Fund (Fund No. 1234), including the amount of the fees, the beginning and ending balance of the Capital Facilities Fund, as well as the amount of fees collected, and the interest earned thereon.
- B. The Report identifies each public improvement on which North Richmond AOB fees were expended, and the amount of the expenditures on each improvement, including the total percentage of the cost of the public improvement that was funded with North Richmond AOB Fees.
- C. As described in the Report, sufficient funds have not been collected to complete the financing on incomplete public improvements to be funded with North Richmond AOB fees.
- D. There were no interfund transfers or loans made from the Fund.
- E. Sufficient funds have not been collected to complete the financing of any incomplete public improvements on the North Richmond AOB project list, as described in the Report, and there were no refunds made of North Richmond AOB fees.

APPROVE

OTHER

RECOMMENDATION OF CNTY ADMINISTRATOR

RECOMMENDATION OF BOARD COMMITTEE

Action of Board On: **12/06/2022**  APPROVED AS RECOMMENDED  OTHER

Clerks Notes:

**VOTE OF SUPERVISORS**

AYE: John Gioia, District I Supervisor  
 Candace Andersen, District II Supervisor  
 Diane Burgis, District III Supervisor  
 Karen Mitchoff, District IV Supervisor  
 Federal D. Glover, District V Supervisor

I hereby certify that this is a true and correct copy of an action taken and entered on the minutes of the Board of Supervisors on the date shown.

ATTESTED: December 6, 2022

Monica Nino, County Administrator and Clerk of the Board of Supervisors

By: Stacey M. Boyd, Deputy

Contact: Jeff Valeros, 925.313.2031

cc:

**FISCAL IMPACT:**

No fiscal impact.

**BACKGROUND:**

Contra Costa County imposes Area of Benefit (AOB) fees on new development within 14 separate Areas of Benefit in unincorporated Contra Costa County, pursuant to Government Code sections 66000 through 66025, 66484, and 66484.7. The AOB program is a traffic fee mitigation program imposed to recover new development's proportional share of the costs of transportation improvements required to meet transportation demands within the AOB. The specific transportation improvements required within each AOB, the costs of those improvements, and new development's proportional share of those costs, are more particularly described in the most recent Nexus Study and Development Program Report (DPR) for each AOB. Nexus Studies and DPRs for all AOBs are on file with the Public Works Department.

The North Richmond AOB includes portions of unincorporated Contra Costa County in the North Richmond area. On September 26, 2017, the Board of Supervisors adopted Ordinance No. 2017-22 to readopt the boundaries of the North Richmond AOB and to impose transportation mitigation fees on new development within the North Richmond AOB to fund transportation improvements on the project list. The DPR and Nexus Study in support of Ordinance No. 2017-22 more particularly describe the fee program and the projects on the project list.

Government Code section 66001(d)(1) requires the County to make specific findings related to AOB fees, projects, and funds following the fifth fiscal year after monies are first deposited in an AOB fee account. Government Code section 66001(d)(2) requires these findings to be made in connection with providing information required to be released for that fifth fiscal year, in accordance with Government Code section 66006(b)(1).

The Public Works Department prepared the Development Impact Traffic Fee Five-Year Report for North Richmond AOB fiscal years 2017/2018 through 2021/2022 to satisfy reporting requirements of Government Code sections 66001(d)(1) and 66006(b)(1) that apply to collection and accounting of AOB fee revenues. The Report was made available at the Clerk of the Board's office at least 15 days before the Board meeting, in accordance with Government Code section 66006(b)(2). Public Works Department staff recommends that the Board accept the Report, make the findings included in the Report based on the information in the Report, and accept the fiscal years 2017/2018 through 2021/2022 information included in the Report, all in accordance with Government Code sections 66001(d) and 66006(b).

**CONSEQUENCE OF NEGATIVE ACTION:**

The required findings would not be made, and the required information would not be provided at this time.

**ATTACHMENTS**

North Richmond AOB 5-Year Report



Contra Costa County  
**Public Works**  
Department

Brian M. Balbas, Director

Deputy Directors  
Stephen Kowalewski, Chief  
Allison Knapp  
Warren Laia  
Carrie Ricci  
Joe Yee

---

ADOPTED BY BOARD OF SUPERVISORS  
ON \_\_\_\_\_

# **Five-Year Program Report for the North Richmond Area of Benefit**

November 2022

Prepared Pursuant to Government Code Section 66001(d)(1)

Prepared by and for:

Contra Costa County Public Works Department, Transportation Engineering Division and  
Department of Conservation and Development, Community Development Division

---

*"Accredited by the American Public Works Association"*

255 Glacier Drive Martinez, CA 94553-4825  
TEL: (925) 313-2000 • FAX: (925) 313-2333  
[www.cccpublicworks.org](http://www.cccpublicworks.org)

I. INTRODUCTION

The North Richmond Area of Benefit (North Richmond AOB) is a traffic mitigation fee program established for developers to contribute their fair share of the cost for transportation improvements necessary to serve growth. On September 26, 2017, the Contra Costa County Board of Supervisors adopted Ordinance No. 2017-22, as well as Resolution No. 2017/307, to update the Area of Benefit Program for the North Richmond AOB.

Government Code section 66001(d)(1), and Contra Costa Ordinance No. 2017-22, require that in the fifth fiscal year following the first deposit into the fund established for receipt of deposits of the collected transportation mitigation fees, and every five years thereafter, the Board of Supervisors shall make all the following findings with respect to that portion of the North Richmond AOB fund remaining unexpended, whether committed or uncommitted:

- (1) Identify the purpose to which the transportation mitigation fees are to be put.
- (2) Demonstrate a reasonable relationship between the transportation mitigation fees and the purpose for which they are charged.
- (3) Identify all sources and amounts of funding anticipated to complete financing of incomplete transportation improvements identified in the Report.
- (4) Designate the approximate dates on which the funding referred to in paragraph three (3) above is expected to be deposited into the appropriate account or fund.

Government Code section 66001(d)(2) requires the above findings to be made in connection with providing the public information required by Government Code section 66006(b). Section 66006(b) requires the County to make the following fiscal year information available within 180 days after the end of the fiscal year:

- (1) A brief description of the type of fee in the account or fund.
- (2) The amount of the fee.



- (3) The beginning and ending balance of the account or fund.
- (4) The amount of the fees collected, and the interest earned.
- (5) An identification of each public improvement on which fees were expended during the fiscal year and the amount of the expenditures on each improvement, including the total percentage of the cost of the public improvement that was funded with fees.
- (6) An identification of the approximate date by which the construction of the public improvement will commence if the County determines that sufficient funds have been collected to complete financing on an incomplete public improvement.
- (7) A description of each interfund transfer or loan made from the account or fund, including the public improvement on which the transferred or loaned fees will be expended, and in case of an interfund loan, the date on which the loan will be repaid, and the rate of interest that the account or fund will receive on the loan.
- (8) The amounts of any refunds under Section 66001(e), and any allocations under Section 66001(f).

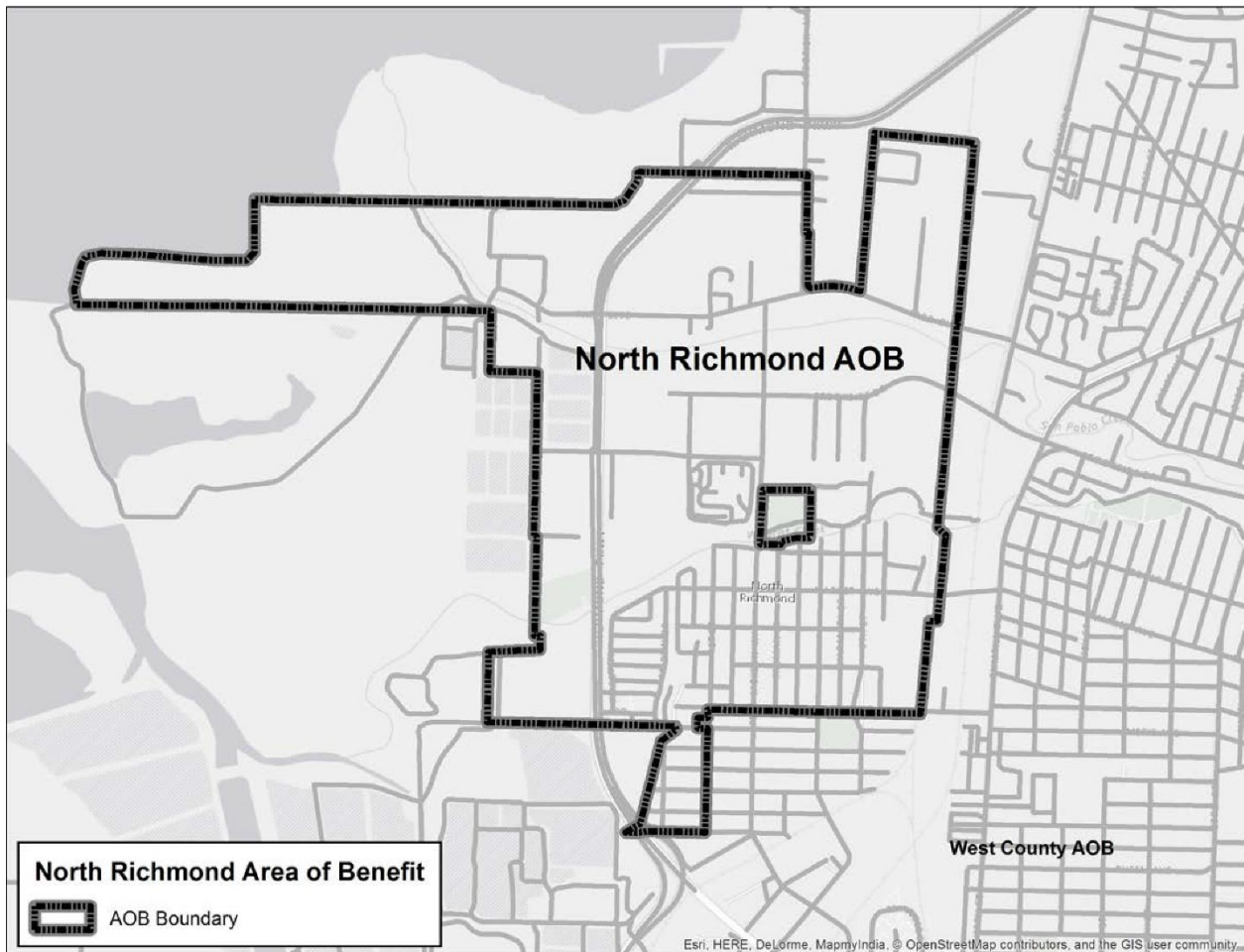
This report is prepared to satisfy the above five-year finding and reporting requirements. This report includes the findings that the Board of Supervisors is required to make under Government Code section 66001(d)(1), and information in support of each of those findings.

## II. BACKGROUND

An "Area of Benefit" (AOB) is a geographic area of unincorporated Contra Costa County in which the County imposes transportation mitigation fees – a type of development impact fee on new development to fund new development's share of the transportation improvements required to satisfy transportation demands within that geographic area. (See Gov. Code, §§ 66484, 66484.7.) The County has 14 Areas of Benefit. This five-year update report relates to the North Richmond AOB. The North Richmond AOB boundary location is shown in Exhibit A.

The current fee structure is based upon the analysis published in the "Nexus Study North Richmond Area of Benefit", dated May 2017 (Nexus Study). The Nexus Study is included as an exhibit to the Development Program Report attached as Exhibit 1 to Resolution No. 2017/307, adopted by the Board of Supervisors on September 26, 2017. The fee structure implemented through Ordinance No. 2017-22 reflects a reduced fee rate for employment-generating land use, to encourage job growth.

**Exhibit A. Area of Benefit Boundary Map**



The current North Richmond AOB program includes a project list that consists of 11 projects, focused upon safety, pedestrian infrastructure, bicycle infrastructure and capacity improvements throughout the area (see Table 1).

### Fee Rates

The fee rates established with Ordinance No. 2017-22 are listed below.

<u>Land Use type</u>	<u>Fee</u>	<u>Per Unit</u>
Single Family Residential	\$ 3,761	per dwelling unit
Multi-Family Residential	\$ 3,018	per dwelling unit
Commercial/Retail	\$ 9.53	per square foot
Office	\$ 6.63	per square foot
Industrial	\$ 5.26	per square foot
Other	\$ 5,782	per peak-hour trip

The Ordinance also allows for an annual fee adjustment. The current fee rates were last adjusted on January 1, 2022, and are as follows:

<u>Land Use type</u>	<u>Fee</u>	<u>Per Unit</u>
Single Family Residential	\$ 4,524	per dwelling unit
Multi-Family Residential	\$ 3,630	per dwelling unit
Commercial/Retail	\$ 11.46	per square foot
Office	\$ 7.97	per square foot
Industrial	\$ 6.32	per square foot
Other	\$ 6,955	per peak-hour trip

### Projects Constructed

The following projects have been designed or constructed since 2017:

- Fred Jackson Way First Mile/Last Mile (NR4/NR7)
- Parr Boulevard and Richmond Parkway Intersection Improvements (NR5)
- Central Street Bicycle and Pedestrian Improvements (NR12)
- Pittsburgh Avenue Sidewalk Improvements (NR13)

Chesley Avenue Traffic Calming Measures (NR15)

**Table 1. North Richmond Area of Benefit Project List**

Cost estimates and fee rate calculations provided below are from the 2017 Nexus Study and, therefore, reflect dollar values at the time of adoption in 2017.

ID	Project	Total Cost Estimate	North Richmond AOB Share <sup>2</sup>	Potential AOB Fee Contribution
NR1	Pittsburg Avenue at Richmond Parkway Intersection Improvements	\$1,183,000	7.32%	\$86,637
NR3/NR10	Market Avenue Complete Streets Project	\$6,544,000	69.24%	\$4,531,102
NR4/NR7/ NR9	Fred Jackson Way Complete Streets Project	\$5,345,000	69.24%	\$3,700,908
NR5	Parr Boulevard Complete Streets Project	\$5,527,000	33.91%	\$1,874,437
NR6	Brookside Drive Complete Streets Project	\$4,892,000	40.17%	\$1,964,974
NR8	Truck route between Verde Avenue and Parr Boulevard	\$28,453,000	69.24%	\$19,701,016
NR11	Circulation and safety improvements for Verde Elementary School	\$2,597,000	69.24%	\$1,798,177
NR12	Safety improvements on Central Street, Between Brookside Drive and Pittsburgh Avenue	\$1,013,000	69.24%	\$701,407
NR13	Pittsburgh Avenue Complete Streets Project	\$2,208,000	69.24%	\$1,528,832
NR14	Safety improvements on Goodrick Avenue, between Parr Boulevard and AOB Boundary (550' South of Richmond Parkway)	\$1,695,000	69.24%	\$1,173,627
NR15	Chesley Avenue Traffic Calming Measures	\$143,000	69.24%	\$99,014
<b>TOTAL</b>		<b>59,600,000</b>	<b>62.35%</b>	<b>\$37,160,131</b>
Existing Fee Account Balance (as of January 2016)				<b>\$1,161,000</b>
Total Cost Minus Existing Funds (as of 2017)				<b>\$35,999,131</b>
Projected Growth in Trips (as of 2017)				<b>2,864</b>
Projected Fee per Trip (as of 2017)				<b>\$12,569</b>

**Account Status**

FY 2017/2018 Beginning Fund Balance – \$1,077,691

Funds Expended on projects from FY 2017/2018–FY 2021/2022 – \$1,319,046

Revenue generated between FY 2017/2018–FY 2021/2022 – \$6,105,761

Fund Balance as of June 30, 2022 – \$5,864,406

III. GOVERNMENT CODE SECTION 66001(d)(1) FINDINGS

(1) Identify the purpose to which the transportation mitigation fees are to be put.

The purpose of the fee program is to fund new development’s share of the estimated costs of the transportation improvements identified in the Nexus Study and shown in Table 1 (“Transportation Improvements”), pursuant to Government Code sections 66484 and 66484.7. The Transportation Improvements are necessary to meet transportation demands within the North Richmond AOB by 2040. The transportation mitigation fees will be used to partially or entirely fund the Transportation Improvements identified in the Nexus Study, and included on Table 1, including costs related to planning, engineering, administration, right-of-way acquisition, construction, or any other permits or studies required through the construction process for the improvements. Projects NR4/NR7 and NR15 as identified in Table 1 were completed in 2022. Intersection improvements as part of Project NR5 were constructed in 2021. Pedestrian and bicycle improvements for Projects NR 12 and NR 13 were constructed in 2020.

(2) Demonstrate a reasonable relationship between the transportation mitigation fees and the purpose for which they are charged.

As further described in the Nexus Study, the transportation mitigation fees are imposed to fund new development’s proportional share of the Transportation Improvements that will serve or mitigate the impact of transportation demands caused by new development within the North Richmond AOB by 2040. New development within the North Richmond AOB will include new single-family residential and multi-family residential dwelling units

and new commercial/retail, office, and industrial developments. Each of these types of development generates vehicle trips at a certain rate. The transportation mitigation fees represent new development's proportional share of the cost of the Transportation Improvements. Each new development project pays its fair share of the cost of the transportation improvements required to accommodate it, based on the number of equivalent dwelling units and trips generated. The transportation mitigation fee for each new development will be calculated based on a factor of the number of peak-hour vehicle trips that will be generated by each new development project, and charged on a per-dwelling-unit, per-square-foot, or per-peak-hour-trip basis. The method of fee apportionment is based upon industry standard trip generation rates per the Trip Generation Manual published by the Institute of Transportation Engineers.

- (3) Identify all sources and amounts of funding anticipated to complete financing of incomplete transportation improvements identified in the Report.

The Transportation Improvements within the North Richmond AOB program will be partially funded by AOB fee revenues. Other sources of funding, such as State or Federal aid, or local funding sources, such as Measure J funds or gas tax revenues, will be pursued to complete financing of these projects on a project-by-project basis.

The rate at which revenue is generated by transportation mitigation fees within the North Richmond AOB is dependent on the rate of new development. North Richmond AOB revenue generation, as well as gas tax revenue, and grant funds, drive the timing of construction of Transportation Improvements because it is anticipated that most improvements will be funded through a combination of all these funding sources.

- (4) Designate the approximate dates on which the funding referred to in paragraph three (3) above is expected to be deposited into the appropriate account or fund.

The rate of revenue for capital improvements can vary based upon the economy and political issues, so the anticipated dates for funding are estimated. The rate of

development is dependent on the economy and, thus, influences the rate of North Richmond AOB fee collections. Over the last five years approximately \$6,106,000 in North Richmond AOB fees were collected. Federal, State, and local dollars can also be unpredictable. Historically, the rate of gas tax revenue was relatively constant, but due to reduced revenue resulting from fuel efficient vehicles and pending legislation, it is difficult to predict the rate of matching funds for these projects in the future.

Grant funds are also difficult to predict as local agencies must compete for funding, and awards are not assured. Although the rate of funding is unpredictable, a very rough estimate over the next five years for funding of improvements on the North Richmond AOB project list is approximately \$5,200,000 in public dollars from Local, State and Federal sources plus an estimated \$6,000,000 from North Richmond AOB. Although a prediction cannot be made with certainty, it is anticipated that the County will receive sufficient North Richmond AOB and other revenues to complete the following project over the next five years:

- Market Avenue Complete Streets Project. (Project NR3/NR10):  
Market Avenue is a minor arterial in North Richmond that connects residents to multiple destinations such as grocery stores, places of worship and bus stops. The intent of the project is to install bicycle and pedestrian improvements and traffic calming improvements along Market Avenue between Fred Jackson Way and 7<sup>th</sup> Street. By providing a safe connection for pedestrians and bicyclists to newly constructed active transportation improvements along Fred Jackson Way, residents of North Richmond will have more modes of transportation available to reach the Bay Area Rapid Transit (BART), which links them to the greater Bay Area.



IV. GOVERNMENT CODE SECTION 66006(b)(1) INFORMATION FOR FY 2021/2022

As Section III of this report provided accounting information for the past five years, Section IV provides annual reporting for fiscal year 2021/2022. Full accounting will be provided for North Richmond AOB with the AB1600 annual report, which is provided to the Board of Supervisors within 180 days of the end of the fiscal year.

(1) A brief description of the type of fee in the account or fund:

The North Richmond AOB Fee is a development impact fee on new development to fund new development's share of the cost to construct road improvements to serve new developments in the North Richmond area of Contra Costa County. Requiring that all new development pay a road improvement fee will help ensure that they participate in the cost of improving the road system.

(2) The amount of the fee:

The fee rates for FY 2021/2022 as of January 2022:

<u>Land Use type</u>	<u>Fee</u>	<u>Per Unit</u>
Single Family Residential	\$ 4,524	per dwelling unit
Multi-Family Residential	\$ 3,630	per dwelling unit
Commercial/Retail	\$ 11.46	per square foot
Office	\$ 7.97	per square foot
Industrial	\$ 6.32	per square foot
Other	\$ 6,955	per peak-hour trip

(3) The beginning and ending balance of the account or fund:

FY 2021/2022 Beginning Fund Balance – \$4,168,276

FY 2021/2022 Ending Fund Balance – \$5,864,406

- (4) The amount of the fees collected, and the interest earned:

Developer Fees Collected – \$1,990,984

Interest Earned – \$14,730

- (5) An identification of each public improvement on which fees were expended during the fiscal year and the amount of the expenditures on each improvement, including the total percentage of the cost of the public improvement that was funded with fees:

Funds in the amount of \$267,951 were expended on public improvements in this fiscal year as part of the Chesley Avenue Traffic Calming Measures Project (NR15). 100% of project expenditures were funded by AOB fees.

- (6) An identification of the approximate date by which the construction of the public improvement will commence if the County determines that sufficient funds have been collected to complete financing on an incomplete public improvement.

There is no approximate date to report. Project NR 15 was constructed in summer 2022.

- (7) A description of each interfund transfer or loan made from the account or fund, including the public improvement on which the transferred or loaned fees will be expended, and in case of an interfund loan, the date on which the loan will be repaid, and the rate of interest that the account or fund will receive on the loan.

An interfund transfer or loan was not made from the fund.

- (8) The amounts of any refunds under Section 66001(e), and any allocations under Section 66001(f).

No refunds have been made to the fund.

V. CONCLUSION

The North Richmond AOB program has generated revenue representing new development's proportional share of the cost of Transportation Improvements needed to mitigate transportation impacts within the North Richmond AOB by 2040. Over the past five years, five such projects have been completed using a combination of North Richmond AOB transportation mitigation fee revenue, Federal funds such as Active Transportation Program (ATP), State funds such as State Coastal Conservancy (SCC), and other local funds such as Measure J Transportation for Livable Communities (TLC). These funds have been and will continue to be used to fully fund projects within on the AOB project list. Recently, Fred Jackson Way First Mile/Last Mile Project (Project NR4/NR7 in Table 1) received \$3,298,000 in Federal funds, and this project was constructed in summer 2022.<sup>1</sup> Therefore, the County has made reasonable progress in implementing the Transportation Improvements included in the North Richmond AOB program.

Looking forward to the next five years, it is anticipated that one additional project will be constructed from the North Richmond AOB project list with growth's fair share of funding provided by the North Richmond AOB fund balance. The remainder of funds for the future projects will come from a combination of grants and local road funds. The circulation needs for this area as detailed in the 2017 Nexus Study remain. The current fund balance will be allocated to the projects listed in Table 1.

G:\transeng\AOB\North Richmond AOB\2022 5-yr Review\Final Report\5-Year Report North Richmond AOB.docx

---

<sup>1</sup> Project NR4/NR7 utilized North Richmond AOB funds in fiscal years prior to FY 21/22. Grant funds were used in FY 21/22 for the construction of the project. Thus, no AOB funds for the project were reported pursuant to Government Code section 66006(b).

---



Contra  
Costa  
County

To: Board of Supervisors  
From: Brian M. Balbas, Public Works Director/Chief Engineer  
Date: December 6, 2022

**Subject:** ACCEPT the County's South County Area of Benefit Development Impact Fee Five-Year Program Report for FY 21/22, South County area.

---

**RECOMMENDATION(S):**

ACCEPT the County's South County Area of Benefit (AOB) Development Impact Fee Five-Year Program Report (Report) for fiscal years 2017/2018 through 2021/2022, as recommended by the Public Works Director, South County area. (Districts II and III)

FIND that:

- A. The Report describes the types of fees contained in the South County Area of Benefit Fund (Fund no. 1270) including the amount of the fees, the beginning and ending balance of the Capital Facilities Fund, as well as the amount of fees collected, and the interest earned thereon.
- B. The Report identifies each public improvement on which South County AOB fees were expended, and the amount of the expenditures on each improvement, including the total percentage of the cost of the public improvement that was funded with South County AOB Fees.
- C. As described in the Report, sufficient funds have not been collected to complete the financing on incomplete public improvements to be funded with South County AOB fees.

---

APPROVE
  OTHER  
 RECOMMENDATION OF CNTY ADMINISTRATOR
  RECOMMENDATION OF BOARD COMMITTEE

---

Action of Board On: **12/06/2022**  APPROVED AS RECOMMENDED  OTHER

Clerks Notes:

**VOTE OF SUPERVISORS**

AYE: John Gioia, District I Supervisor  
 Candace Andersen, District II Supervisor  
 Diane Burgis, District III Supervisor  
 Karen Mitchoff, District IV Supervisor  
 Federal D. Glover, District V Supervisor

I hereby certify that this is a true and correct copy of an action taken and entered on the minutes of the Board of Supervisors on the date shown.

ATTESTED: December 6, 2022  
 Monica Nino, County Administrator and Clerk of the Board of Supervisors

By: Stacey M. Boyd, Deputy

Contact: Jeff Valeros, 925.313.2031

cc:

RECOMMENDATION(S): (CONT'D)

D. There were no interfund transfers or loans made from the Fund.

E. Sufficient funds have not been collected to complete the financing of any incomplete public improvements on the South County AOB project list, as described in the Report, and there were no refunds made of South County AOB fees.

FISCAL IMPACT:

No fiscal impact.

BACKGROUND:

Contra Costa County imposes Area of Benefit fees on new development within 14 separate Areas of Benefit in unincorporated Contra Costa County, pursuant to Government Code sections 66000 through 66025, 66484, and 66484.7. The AOB program is a traffic fee mitigation program imposed to recover new development's proportional share of the costs of transportation improvements required to meet transportation demands within the AOB. The specific transportation improvements required within each AOB, the costs of those improvements, and new development's proportional share of those costs, are more particularly described in the most recent Nexus Study and Development Program Report (DPR) for each AOB. Nexus Studies and DPRs for all AOBs are on file with the Public Works Department.

The South County AOB includes portions of unincorporated Contra Costa County in the South County area. On August 6, 1996, the Board of Supervisors adopted Ordinance No. 1996-27 to readopt the boundaries of the South County AOB and to impose transportation mitigation fees on new development within the South County AOB to fund transportation improvements on the project list. The DPR in support of Ordinance No. 1996-27 more particularly describes the fee program and the projects on the project list.

Government Code section 66001(d)(1) requires the County to make specific findings related to AOB fees, projects, and funds following the fifth fiscal year after monies are first deposited in an AOB fee account. Government Code section 66001(d)(2) requires these findings to be made in connection with providing information required to be released for that fifth fiscal year, in accordance with Government Code section 66006(b)(1).

The Public Works Department prepared the Development Impact Traffic Fee Five-Year Report for South County AOB fiscal years 2017/2018 through 2021/2022 to satisfy reporting requirements of Government Code sections 66001(d)(1) and 66006(b)(1) that apply to collection and accounting of AOB fee revenues. The Report was made available at the Clerk of the Board's office at least 15 days before the Board meeting, in accordance with Government Code section 66006(b)(2). Public Works Department staff recommends that the Board accept the Report, make the findings included in the Report based on the information in the Report, and accept the fiscal years 2017/2018 through 2021/2022 information included in the Report, all in accordance with Government Code sections 66001(d) and 66006(b).

CONSEQUENCE OF NEGATIVE ACTION:

The required findings would not be made and the required information would not be provided at this time.

ATTACHMENTS

South County AOB 5-Year Report



Contra Costa County  
Public Works  
Department

Brian M. Balbas, Director

Deputy Directors  
Stephen Kowalewski, Chief  
Allison Knapp  
Warren Laia  
Carrie Ricci  
Joe Yee

---

ADOPTED BY BOARD OF SUPERVISORS  
ON \_\_\_\_\_

# **Five-Year Program Report for the South County Area of Benefit**

October 2022

Prepared Pursuant to Government Code Section 66001(d)(1)

Prepared by and for:

Contra Costa County Public Works Department, Transportation Engineering Division and  
Department of Conservation and Development, Community Development Division

---

*"Accredited by the American Public Works Association"*

255 Glacier Drive Martinez, CA 94553-4825  
TEL: (925) 313-2000 • FAX: (925) 313-2333  
[www.cccpublicworks.org](http://www.cccpublicworks.org)

I. INTRODUCTION

The South County Area of Benefit (South County AOB) is a traffic mitigation fee program established for developers to contribute their fair share of the cost for transportation improvements necessary to serve growth. On August 6, 1996, the Contra Costa County Board of Supervisors adopted Ordinance No. 1996-27, as well as Resolution No. 1994/344, to update the Area of Benefit Program for the South County AOB.

Government Code section 66001(d)(1) require that in the fifth fiscal year following the first deposit into the fund established for receipt of deposits of the collected transportation mitigation fees, and every five years thereafter, the Board of Supervisors shall make all of the following findings with respect to that portion of the South County AOB fund remaining unexpended, whether committed or uncommitted:

- (1) Identify the purpose to which the transportation mitigation fees are to be put.
- (2) Demonstrate a reasonable relationship between the transportation mitigation fees and the purpose for which they are charged.
- (3) Identify all sources and amounts of funding anticipated to complete financing of incomplete transportation improvements identified in the Report.
- (4) Designate the approximate dates on which the funding referred to in paragraph three (3) above is expected to be deposited into the appropriate account or fund.

Government Code section 66001(d)(2) requires the above findings to be made in connection with providing the public information required by Government Code section 66006(b). Section 66006(b) requires the County to make the following fiscal year information available within 180 days after the end of the fiscal year:

- (1) A brief description of the type of fee in the account or fund.
- (2) The amount of the fee.
- (3) The beginning and ending balance of the account or fund.
- (4) The amount of the fees collected and the interest earned.



- (5) An identification of each public improvement on which fees were expended during the fiscal year and the amount of the expenditures on each improvement, including the total percentage of the cost of the public improvement that was funded with fees.
- (6) An identification of the approximate date by which the construction of the public improvement will commence if the County determines that sufficient funds have been collected to complete financing on an incomplete public improvement.
- (7) A description of each interfund transfer or loan made from the account or fund, including the public improvement on which the transferred or loaned fees will be expended, and in case of an interfund loan, the date on which the loan will be repaid, and the rate of interest that the account or fund will receive on the loan.
- (8) The amounts of any refunds under Section 66001(e), and any allocations under Section 66001(f).

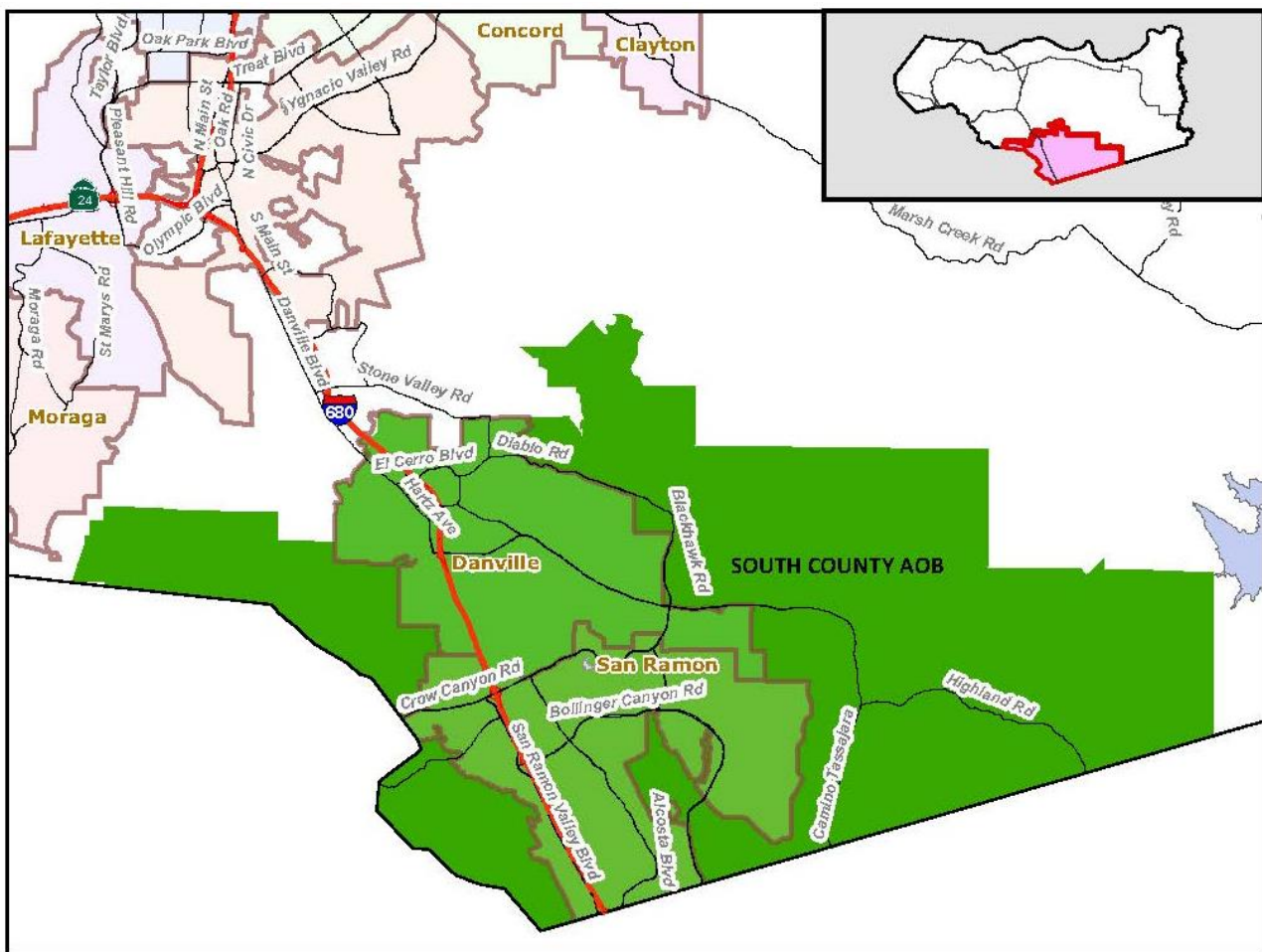
This report is prepared to satisfy the above five-year finding and reporting requirements. This report includes the findings that the Board of Supervisors is required to make under Government Code section 66001(d)(1), and information in support of each of those findings.

## II. BACKGROUND

An "Area of Benefit" (AOB) is a geographic area of unincorporated Contra Costa County in which the County imposes transportation mitigation fees – a type of development impact fee on new development to fund new development's share of the transportation improvements required to satisfy transportation demands within that geographic area. (See Gov. Code, §§ 66484, 66484.7.) The County has 14 Areas of Benefit. This five-year update report relates to the South County AOB. The South County AOB boundary location is shown in Exhibit A.

The current fee structure is based upon the analysis published in the Development Program Report for the South County Area of Benefit" dated August 1996. The Development Program Report (DPR) is included as Exhibit 1 to Resolution No. 1996/344, adopted by the Board of Supervisors on August 6, 1996.

**Exhibit A. Area of Benefit Boundary Map**



The current South County AOB program includes a project list that consists of 2 projects, focused upon safety and capacity improvements throughout the area (see Table 1).

### Fee Rates

The fee rates established with Ordinance No. 1996-27 are listed below.

<u>Land Use Type</u>	<u>Fee</u>	<u>Per Unit</u>
Single Family Residential	\$ 1,612	per dwelling unit
Other	\$ 1,612	per peak-hour trip

The Ordinance also allows for an annual fee adjustment. The current fee rates as of March 1, 2022:

<u>Land Use Type</u>	<u>Fee</u>	<u>Per Unit</u>
Single Family Residential	\$ 3,587	per dwelling unit
Other	\$ 3,587	per peak-hour trip

### Projects Constructed

The following projects have been designed and partially constructed since 2017:

Camino Tassajara

**Table 1. South County Area of Benefit Project List**

Cost estimates and fee rate calculations provided below are from the 1996 Development Program Report and, therefore, reflect dollar values at the time of adoption in 1996.

ID	Project	Description	Potential AOB Fee Contribution
1	Camino Tassajara	Improve County portion to two lane rural highway standard	\$765,000
2	Crow Canyon Road	Various safety and capacity improvements	\$60,000
<b>TOTAL</b>			<b>\$825,000</b>
Area of Benefit Share (as of 1996)			<b>\$825,000</b>
2% Administration (as of 1996)			<b>\$16,500</b>
Total Area of Benefit Revenue (as of 1996)			<b>\$841,500</b>
Potential Development (as of 1996)			<b>522 Single Family Residencies</b>
Fee Per Unit (as of 1996)			<b>\$1,612</b>

**Account Status**

FY 2017/2018 Beginning Fund Balance – \$2,912,166

Funds Expended on projects from FY 2017/2018–FY 2021/2022 – \$761,130

Revenue generated between FY 2017/2018–FY 2021/2022 – \$545,211

Fund Balance as of June 30, 2022 – \$2,696,247

III. **GOVERNMENT CODE SECTION 66001(d)(1) FINDINGS**

- (1) Identify the purpose to which the transportation mitigation fees are to be put.

The purpose of the fee program is to fund new development’s share of the estimated costs of the transportation improvements identified in the Development Program Report (DPR) and shown in Table 1 (“Transportation Improvements”), pursuant to Government Code sections 66484 and 66484.7. The Transportation Improvements are necessary to

meet transportation demands within the South County AOB. The transportation mitigation fees will be used to partially or entirely fund the Transportation Improvements identified in the DPR, and included on Table 1, including costs related to planning, engineering, administration, right-of-way acquisition, construction, or any other permits or studies required through the construction process for the improvements. The Camino Tassajara project identified in Table 1 was partially completed in 2019. Crow Canyon Road has been annexed by the City of San Ramon; thus, no remaining project exists along this road. The remaining improvements along Camino Tassajara continues to represent the future needs for the area and is the purpose of continuing the fee program.

- (2) Demonstrate a reasonable relationship between the transportation mitigation fees and the purpose for which they are charged.

As further described in the DPR, the transportation mitigation fees are imposed to fund new development's proportional share of the Transportation Improvements that will serve or mitigate the impact of transportation demands caused by new development within the South County AOB. New development within the South County AOB will include new single-family residential and multi-family residential dwelling units and new commercial/retail, office, and industrial developments. Each of these types of development generates vehicle trips at a certain rate. The transportation mitigation fees represent new development's proportional share of the cost of the Transportation Improvements. Each new development project pays its fair share of the cost of the Transportation Improvements required to accommodate it, based on the number of equivalent dwelling units and trips generated. The transportation mitigation fee for each new development will be calculated based on a factor of the number of peak-hour vehicle trips that will be generated by each new development project and charged on a per-dwelling-unit or per-peak-hour-trip basis. The method of fee apportionment is based upon industry standard trip generation rates per the Trip Generation Manual published by the Institute of Transportation Engineers.

- (3) Identify all sources and amounts of funding anticipated to complete financing of incomplete transportation improvements identified in the Report.

The Transportation Improvements within the South County AOB program will be partially funded by AOB fee revenues. Other sources of funding, such as State or Federal aid, or local funding sources, such as Measure J funds or gas tax revenues, will be pursued to complete financing of these improvements.

The rate at which revenue is generated by transportation mitigation fees within the South County AOB is dependent on the rate of new development. South County AOB revenue generation, as well as gas tax revenue and grant funds, drive the timing of construction of Transportation Improvements because it is anticipated that most improvements will be funded through a combination of all these funding sources.

- (4) Designate the approximate dates on which the funding referred to in paragraph three (3) above is expected to be deposited into the appropriate account or fund.

The rate of revenue for capital improvements can vary based upon the economy and political issues, so the anticipated dates for funding are estimated. The rate of development is dependent on the economy and, thus, influences the rate of South County AOB fee collections. Over the last five years approximately \$545,000 in South County AOB fees were collected. Federal, State, and local dollars can also be unpredictable. Historically, the rate of gas tax revenue was relatively constant, but due to reduced revenue resulting from fuel efficient vehicles and pending legislation, it is difficult to predict the rate of matching funds for these projects in the future.

Grant funds are also difficult to predict as local agencies compete for funding. Awards are not assured. Although the rate of funding is unpredictable, a very rough estimate over the next five years for funding of circulation improvements on the South County AOB project list is approximately \$27,000,000 in public dollars from Local, State and Federal

sources plus an estimated \$3,000,000 from South County AOB. Although a prediction cannot be made with certainty, it is anticipated that the County will receive sufficient South County AOB and other revenues to complete the following project over the next five years:

- Camino Tassajara Road Realignment: Project to realign and improve Camino Tassajara within unincorporated Contra Costa County, and Tassajara Road within the City of Dublin at the Contra Costa County/Alameda County Line, between Windemere Parkway and Palisades Drive.

IV. GOVERNMENT CODE SECTION 66006(b)(1) INFORMATION FOR FY 2021/2022

As Section III of this report provided accounting information for the past five years, Section IV provides annual reporting for fiscal year 2021/2022. Full accounting will be provided for South County AOB with the AB 1600 annual report (see Exhibit A), which is provided to the Board of Supervisors within 180 days of the end of the fiscal year.

- (1) A brief description of the type of fee in the account or fund

The South County AOB Fee is a development impact fee on new development to fund new development's share of the cost to construct road improvements to serve new developments in the South County area of Contra Costa County. Requiring that all new development pay a road improvement fee will help ensure that they participate in the cost of improving the road system.

- (2) The amount of the fee

The fee rates for FY 2021/2022 as of January 2022:

<u>Land Use Type</u>	<u>Fee</u>	<u>Per Unit</u>
Single Family Residential	\$3,587	per dwelling unit
Multi-Family Residential	\$3,587	per dwelling unit



Office	OTHER	per peak-hour trip
Industrial	OTHER	per peak-hour trip
Commercial/Retail	OTHER	per peak-hour trip
Other	\$3,587	per peak-hour trip

(3) The beginning and ending balance of the account or fund.

FY 2021/2022 Beginning Fund Balance – \$2,681,470

FY 2021/2022 Ending Fund Balance – \$2,696,247

(4) The amount of the fees collected and the interest earned

Developer Fees Collected – \$10,761

Interest Earned – \$7,605

(5) An identification of each public improvement on which fees were expended during the fiscal year and the amount of the expenditures on each improvement, including the total percentage of the cost of the public improvement that was funded with fees.

No fees were expended on public improvements in this fiscal year.

(6) An identification of the approximate date by which the construction of the public improvement will commence if the County determines that sufficient funds have been collected to complete financing on an incomplete public improvement.

There is no approximate date to report.

(7) A description of each interfund transfer or loan made from the account or fund, including the public improvement on which the transferred or loaned fees will be expended, and in case of an interfund loan, the date on which the loan will be repaid, and the rate of interest that the account or fund will receive on the loan.

An interfund transfer or loan was not made from the fund.

- (8) The amounts of any refunds under Section 66001(e), and any allocations under Section 66001(f).

No refunds have been made to the fund.

## V. CONCLUSION

The South County AOB program has generated revenue representing new development's proportional share of the cost of Transportation Improvements needed to mitigate transportation impacts within the South County AOB. Over the past five years, one such project has been partially constructed using a combination of South County AOB transportation mitigation fee revenue and other local funds such as Measure J, Southwest Area Transportation Committee (SWAT), Tri-Valley Transportation Council (TVTC), and gas tax. These funds have been used to fully fund the Camino Tassajara Bike Lane Gap Closure project, which is a component of the Camino Tassajara project on the AOB project list. Therefore, the County has made reasonable progress in implementing the Transportation Improvements included in the South County AOB program.

Looking forward to the next five years, it is anticipated that the Camino Tassajara project will be fully constructed from the South County AOB project list using growth's fair share contribution of funding deposited in the South County AOB fund account. The remainder of funds for the future projects will come from a combination of grants and local road funds. The circulation needs for this area as detailed in the 1996 Development Program Report remain. The current fund balance will be allocated to the project listed in Table 1.



Contra  
Costa  
County

To: Board of Supervisors  
From: Brian M. Balbas, Public Works Director/Chief Engineer  
Date: December 6, 2022

**Subject:** Construction Contract for the Danville Boulevard-Orchard Court Complete Streets Improvement Project, Alamo area.

---

**RECOMMENDATION(S):**

- (1) APPROVE plans, specifications, and design for the Danville Boulevard-Orchard Court Complete Streets Improvement Project, Alamo area. County Project No. 0662-6R4128, Federal Project No. HSIPL-5928(140)
- (2) DETERMINE that the bid submitted by Ghilotti Bros., Inc. (“Ghilotti”) exceeded the Disadvantaged Business Enterprise (DBE) goal for this project and that Ghilotti has submitted the lowest responsive and responsible bid for this project.
- (3) AWARD the construction contract for the above project to Ghilotti in the listed amount (\$2,760,070.00) and the unit prices submitted in the bid, and DIRECT that Ghilotti shall present two good and sufficient surety bonds, as indicated below, and that the Public Works Director, or designee, shall prepare the contract.
- (4) ORDER that, after the contractor has signed the contract and returned it, together with the bonds as noted below and any required certificates of insurance or other required documents, and the Public Works Director has reviewed and found them to be sufficient, the Public Works Director, or designee, is authorized to sign the contract for this Board.
- (5) ORDER that, in accordance with the project specifications and/or upon signature of the contract by the Public Works Director, or designee, bid bonds posted by the bidders are to be exonerated and any checks or cash submitted for security shall be returned.
- (6) ORDER that, the Public Works Director, or designee, is authorized to sign any escrow agreements prepared for this project to permit the direct payment of retentions into escrow or the substitution of securities for moneys withheld by the County to ensure performance under the contract, pursuant to Public Contract Code Section 22300.

---

APPROVE
  OTHER  
 RECOMMENDATION OF CNTY ADMINISTRATOR
  RECOMMENDATION OF BOARD COMMITTEE

---

Action of Board On: **12/06/2022**  APPROVED AS RECOMMENDED  OTHER

Clerks Notes:

**VOTE OF SUPERVISORS**

AYE: John Gioia, District I Supervisor  
 Candace Andersen, District II Supervisor  
 Diane Burgis, District III Supervisor  
 Karen Mitchoff, District IV Supervisor  
 Federal D. Glover, District V Supervisor

I hereby certify that this is a true and correct copy of an action taken and entered on the minutes of the Board of Supervisors on the date shown.

ATTESTED: December 6, 2022  
 Monica Nino, County Administrator and Clerk of the Board of Supervisors

By: Stacey M. Boyd, Deputy

Contact: Adelina Huerta, 925.313.2305

cc:

RECOMMENDATION(S): (CONT'D)

(7) AUTHORIZE the Public Works Director, or designee, to order changes or additions to the work pursuant to Public Contract Code section 20142.

(8) DELEGATE, pursuant to Public Contract Code Section 4114, to the Public Works Director, or designee, the Board's functions under Public Contract Code Sections 4107 and 4110.

(9) DELEGATE, pursuant to Labor Code Section 6705, to the Public Works Director, or to any registered civil or structural engineer employed by the County, the authority to accept detailed plans showing the design of shoring, bracing, sloping, or other provisions to be made for worker protection during trench excavation covered by that section.

(10) DECLARE that, should the award of the contract to Ghilotti be invalidated for any reason, the Board would not in any event have awarded the contract to any other bidder, but instead would have exercised its discretion to reject all the bids received. Nothing in this Board Order shall prevent the Board from re-awarding the contract to another bidder in cases where the successful bidder establishes a mistake, refuses to sign the contract, or fails to furnish required bonds or insurance (see Public Contract Code Sections 5100-5107).

FISCAL IMPACT:

The Project will be funded by 19% Measure J Regional Funds, 37% Highway Safety Improvement Grant Funds, and 44% Local Road Funds.

BACKGROUND:

The above project was previously approved by the Board of Supervisors, plans and specifications were filed with the Board, and bids were invited by the Public Works Director. On November 17, 2022, the Public Works Department received bids from the following contractors:

BIDDER, TOTAL AMOUNT, BOND AMOUNTS

Ghilotti Bros., Inc.: \$2,760,070.00; Payment: \$2,760,070.00; Performance: \$2,760,070.00

McGuire and Hester.: \$ 2,859,773.00

Ghilotti Construction Company, Inc.: \$2,910,604.00

Bay Cities Paving & grading, Inc.: \$3,052,516.00

Redgwick Construction Company: \$3,387,746.00

Kerex Engineering, Inc.: \$3,776,225.00

The first bidder listed above, Ghilotti, submitted the lowest responsive and responsible bid, which is \$99,703.00 less than the next lowest bid.

This is a federally funded project subject to a Disadvantaged Business Enterprise (DBE) contract goal and requirements. The Public Works Director reports that the lowest monetary bidder, Ghilotti, attained DBE participation of 16.01% to meet the DBE goal (15.00%) and requirements for this project. The Public Works Director recommends that the Board determine that Ghilotti has complied with the DBE requirements for this project and recommends that the construction contract be awarded to Ghilotti.

The Board of Supervisors previously determined that the project is exempt from the California Environmental Quality Act (CEQA) as a Class 15301(c) Categorical Exemption, and a Notice of Exemption was filed with the County Clerk on September 19, 2018.

The general prevailing rates of wages, which shall be the minimum rates paid on this project, have been filed with the Clerk of the Board, and copies will be made available to any party upon request.

CONSEQUENCE OF NEGATIVE ACTION:

Construction of the project would be delayed, and the project might not be built.



Contra  
Costa  
County

To: Board of Supervisors  
From: Brian M. Balbas, Public Works Director/Chief Engineer  
Date: December 6, 2022

**Subject:** APPROVE the Fiscal Year 2022/23 Budget for Dougherty Valley Maintenance for County Service Area M-29, San Ramon (Dougherty Valley) area.

---

**RECOMMENDATION(S):**

APPROVE the Fiscal Year (FY) 2022/23 Dougherty Valley Maintenance County Service Area M-29 budget totaling \$27,502,372 as summarized in Exhibit 1, as recommended by the Public Works Director, San Ramon (Dougherty Valley) area. (District II)

**FISCAL IMPACT:**

100% County Service Area M-29 Funds.

**BACKGROUND:**

Dougherty Valley is an 11,000 +/- unit development that was approved by and is being processed through Contra Costa County. This territory is annexed into the City of San Ramon as Final Maps are approved, and improvements are accepted as complete. Dougherty Valley began construction in 1996 and currently 100% of the homes have been annexed into San Ramon.

A 1994 Settlement Agreement allowed for the development of Dougherty Valley and laid out a plan to provide long-term operation and maintenance of the increased municipal services provided in Dougherty Valley. These increased services include Police Protection, Park Maintenance, Landscape Maintenance, Street Lighting, increased Library Services, and the operation and maintenance of 3 Community Facilities Buildings (Community Center, Senior

---

APPROVE

OTHER

RECOMMENDATION OF CNTY ADMINISTRATOR

RECOMMENDATION OF BOARD COMMITTEE

---

Action of Board On: **12/06/2022**  APPROVED AS RECOMMENDED  OTHER

Clerks Notes:

**VOTE OF SUPERVISORS**

AYE: John Gioia, District I Supervisor  
Candace Andersen, District II Supervisor  
Diane Burgis, District III Supervisor  
Karen Mitchoff, District IV Supervisor  
Federal D. Glover, District V Supervisor

I hereby certify that this is a true and correct copy of an action taken and entered on the minutes of the Board of Supervisors on the date shown.

ATTESTED: December 6, 2022  
Monica Nino, County Administrator and Clerk of the Board of Supervisors

Contact: Larry Gossett (925) 313-2016

By: Stacey M. Boyd, Deputy

BACKGROUND: (CONT'D)

Center, and Service Center).

In a 1997 Memorandum of Understanding between Contra Costa County and the City of San Ramon, it was decided that these increased services would be provided by the City of San Ramon and reimbursed through property tax revenue and special assessment revenue. CSA M-29 was created in 1998 to collect this property tax revenue and special assessment revenue from the properties within Dougherty Valley. At the end of the fiscal year this property tax revenue and special assessment revenue is reimbursed to the City of San Ramon.

In addition, the Dougherty Valley Maintenance Budget includes other revenue generated from the properties within CSA M-29 which include sales tax, real property transfer tax, fines and forfeitures, motor vehicle fees, permit fees, franchise fees, and contributions from the City of San Ramon General Fund.

On December 20, 2005, the Board of Supervisors approved a Reimbursement Agreement between the County, the City of San Ramon, Shapell Industries and Windemere BLC Land Company to provide reimbursement to the City of San Ramon for providing services within the boundaries of Dougherty Valley.

The Reimbursement Agreement outlined the annual process for the City of San Ramon to receive reimbursement of funds for services rendered in Dougherty Valley. The process laid out in the agreement calls for the annual budget for Dougherty Valley Maintenance to be approved at the San Ramon City Council level and then subsequently approved at the County Board of Supervisors.

On May 24, 2022, by Resolution 2022-079, the San Ramon City Council approved the FY 2022/23 citywide operating and capital budgets including line items for the Dougherty Valley Maintenance which totaled \$27,502,372 in expenses.

CONSEQUENCE OF NEGATIVE ACTION:

The Dougherty Valley Maintenance budget will not be approved and the City of San Ramon will not receive reimbursement for city services performed in Dougherty Valley as agreed to under terms of the Reimbursement Agreement and the 1994 Settlement Agreement.

ATTACHMENTS

Exhibit 1, Dougherty Valley Maintenance FY 2022/23 Annual Budget

## EXHIBIT 1

### Dougherty Valley Maintenance FY 2022-23 Annual Budget

	Actual 2019-20	Actual 2020-21	Actual 2021-22	Budget 2022-23
<b><i>REVENUE</i></b>				
<b>I. CSA M-29 Tax/Assessment</b>	<b>\$14,648,163</b>	<b>\$15,205,726</b>	<b>\$15,443,995</b>	<b>\$16,245,671</b>
<b>II. County Expenditures (1)</b>				
i. County Admin. Charge	(\$36,936)	(\$38,783)	(\$40,722)	(\$42,758)
j. Assessment Collection Fees	(\$8,000)	(\$8,000)	(\$8,000)	(\$8,000)
<b>Subtotal County Expenditures</b>	<b>(\$44,936)</b>	<b>(\$46,783)</b>	<b>(\$48,722)</b>	<b>(\$50,758)</b>
<b>III. Remaining CSA M-29 Special Tax/Assessment Revenue</b>	<b>\$14,603,227</b>	<b>\$15,158,943</b>	<b>\$15,395,273</b>	<b>\$16,194,913</b>
<b><i>REVENUE</i></b>				
<b>I. Direct Revenues (excluding CSA M-29 Tax/Assessment)</b>				
a. CSA M-29 Advalorem Property Taxes	\$3,632,103	\$3,797,614	\$3,950,801	\$4,331,142
b. Real Property Transfer Tax	\$291,093	\$285,273	\$303,266	\$494,264
<b>Subtotal</b>	<b>\$3,923,195</b>	<b>\$4,082,888</b>	<b>\$4,254,066</b>	<b>\$4,825,406</b>
<b>II. Indirect Revenue (City of San Ramon Contribution)</b>				
a. Sales Tax	\$1,869,449	\$1,942,710	\$1,981,126	\$2,084,013
b. Fines and Forfeitures	\$60,169	\$36,057	\$44,718	\$92,133
c. Licenses/Permits/Franchise Fees	\$407,237	\$442,118	\$455,933	\$504,023
d. Motor Vehicle In-Lieu Fees	\$738,410	\$807,293	\$1,006,565	\$1,227,625
<b>Subtotal</b>	<b>\$3,075,265</b>	<b>\$3,228,179</b>	<b>\$3,488,340</b>	<b>\$3,907,795</b>
<b>III. CSA M-29 Special Tax/Assessment Revenue</b>	<b>\$14,603,227</b>	<b>\$15,158,943</b>	<b>\$15,395,273</b>	<b>\$16,194,913</b>
<b>IV. San Ramon General Fund Contribution to cover GAP</b>	<b>\$2,512,967</b>	<b>\$3,318,495</b>	<b>\$4,671,197</b>	<b>\$2,574,258</b>
<b>TOTAL AVAILABLE REVENUE</b>	<b>\$24,114,654</b>	<b>\$25,788,504</b>	<b>\$27,808,877</b>	<b>\$27,502,372</b>
<b><i>EXPENDITURES</i></b>				
a. Internal Road Maintenance	(\$919,717)	(\$962,508)	(\$1,278,186)	(\$1,151,567)
b. Street Landscaping	(\$5,820,103)	(\$5,953,785)	(\$6,063,953)	(\$6,363,791)
c. Park Maintenance	(\$4,077,547)	(\$4,565,387)	(\$4,815,788)	(\$5,020,078)
d. Open Space Maintenance	(\$206,371)	(\$202,820)	(\$313,619)	(\$350,272)
e. Flood Control Services	(\$102,387)	(\$179,343)	(\$69,711)	(\$77,289)
f. Police Services	(\$9,219,062)	(\$9,764,174)	(\$10,634,135)	(\$9,966,519)
g. Community Facilities (no Library Operations)	(\$1,379,725)	(\$1,604,869)	(\$1,877,650)	(\$1,847,394)
h. Overhead to City @ 11%	(\$2,389,742)	(\$2,555,618)	(\$2,755,835)	(\$2,725,460)
<b>TOTAL EXPENDITURES</b>	<b>(\$24,114,654)</b>	<b>(\$25,788,504)</b>	<b>(\$27,808,877)</b>	<b>(\$27,502,372)</b>



To: Board of Supervisors  
From: Brian M. Balbas, Public Works Director/Chief Engineer  
Date: December 6, 2022



Contra  
Costa  
County

**Subject:** Accepting for recording only an Offer of Dedication for Roadway Purposes for minor subdivision MS20-00002, Brentwood area.

---

**RECOMMENDATION(S):**

ADOPT Resolution No. 2022/405 accepting for recording purposes only an Offer of Dedication for Roadway Purposes for minor subdivision MS20-00002, for a project being developed by Civic Park Balfour, LLC, as recommended by the Public Works Director, Brentwood area. (District III)

**FISCAL IMPACT:**

No fiscal impact.

**BACKGROUND:**

The Offer of Dedication for Roadway Purposes is required per Condition of Approval No. 49.

**CONSEQUENCE OF NEGATIVE ACTION:**

The Offer of Dedication for Roadway Purposes will not be recorded and compliance with the requisite condition of approval will remain unfulfilled.

---

APPROVE

OTHER

RECOMMENDATION OF CNTY ADMINISTRATOR

RECOMMENDATION OF BOARD COMMITTEE

---

Action of Board On: **12/06/2022**  APPROVED AS RECOMMENDED  OTHER

Clerks Notes:

**VOTE OF SUPERVISORS**

AYE: John Gioia, District I Supervisor  
Candace Andersen, District II Supervisor  
Diane Burgis, District III Supervisor  
Karen Mitchoff, District IV Supervisor  
Federal D. Glover, District V Supervisor

I hereby certify that this is a true and correct copy of an action taken and entered on the minutes of the Board of Supervisors on the date shown.

ATTESTED: December 6, 2022

Monica Nino, County Administrator and Clerk of the Board of Supervisors

By: Stacey M. Boyd, Deputy

Contact: Larry Gossett (925) 313-2016

AGENDA ATTACHMENTS

Resolution No. 2022/405

Offer of Dedication - Road

Purposes

MINUTES ATTACHMENTS

Signed Resolution No. 2022/405

Recorded at the request of: Clerk of the Board

Return To: Public Works Dept- Simone Saleh

**THE BOARD OF SUPERVISORS OF CONTRA COSTA COUNTY, CALIFORNIA  
and for Special Districts, Agencies and Authorities Governed by the Board**

Adopted this Resolution on 12/06/2022 by the following vote:

**AYE:** John Gioia, District I Supervisor Candace Andersen, District II Supervisor Diane Burgis, District III Supervisor Karen Mitchoff, District IV Supervisor Federal D. Glover, District V Supervisor

**NO:**

**ABSENT:**

**ABSTAIN:**

**RECUSE:**

Resolution No. 2022/405

IN THE MATTER OF accepting for recording purposes only an Offer of Dedication for Roadway Purposes for minor subdivision MS20-00002, for a project being developed by Civic Park Balfour, LLC, as recommended by the Public Works Director, Brentwood area. (District III)

NOW, THEREFORE, BE IT RESOLVED that the following instrument is hereby ACCEPTED ONLY:

INSTRUMENT: Offer of Dedication for Roadway Purposes

REFERENCE: 007-010-006

GRANTOR: Civic Park Balfour, LLC

AREA: Brentwood

DISTRICT: III

I hereby certify that this is a true and correct copy of an action taken and entered on the minutes of the Board of Supervisors on the date shown.

**ATTESTED: December 6, 2022**

Monica Nino, County Administrator and Clerk of the Board of Supervisors

**Contact: Larry Gossett (925) 313-2016**

By: Stacey M. Boyd, Deputy

**cc:** Larry Gossett- Engineering Services, Brian Louis- Engineering Services, Renee Hutchins - Records, Karen Piona- Records, Randolph Sanders- Design & Construction, Chris Lau - Maintenance, Ruben Hernandez - DCD, Civic Park Balfour, LLC

Recorded at the request of: Clerk of the Board

Return To: Public Works Dept- Simone Saleh

THE BOARD OF SUPERVISORS OF CONTRA COSTA COUNTY, CALIFORNIA  
and for Special Districts, Agencies and Authorities Governed by the Board

Adopted this Resolution on 12/06/2022 by the following vote:

AYE: John Gioia, District I Supervisor Candace Andersen, District II Supervisor Diane Burgis, District III Supervisor Karen Mitchoff, District IV Supervisor Federal D. Glover, District V Supervisor

NO:

ABSENT:

ABSTAIN:

RECUSE:

Resolution No. 2022/405

IN THE MATTER OF accepting for recording purposes only an Offer of Dedication for Roadway Purposes for minor subdivision MS20-00002, for a project being developed by Civic Park Balfour, LLC, as recommended by the Public Works Director, Brentwood area. (District III)

NOW, THEREFORE, BE IT RESOLVED that the following instrument is hereby ACCEPTED ONLY:

INSTRUMENT: Offer of Dedication for Roadway Purposes

REFERENCE: 007-010-006

GRANTOR: Civic Park Balfour, LLC

AREA: Brentwood

DISTRICT: III

I hereby certify that this is a true and correct copy of an action taken and entered on the minutes of the Board of Supervisors on the date shown.

ATTESTED: December 6, 2022

Monica Nino, County Administrator and Clerk of the Board of Supervisors

*Stacey M Boyd*

By: Stacey M. Boyd, Deputy

Contact: Larry Gossett (925) 313-2016

cc: Larry Gossett- Engineering Services, Brian Louis- Engineering Services, Renee Hutchins - Records, Karen Piona- Records, Randolph Sanders- Design & Construction, Chris Lau - Maintenance, Ruben Hernandez - DCD, Civic Park Balfour, LLC

Recorded at the request of:  
Contra Costa County  
Board of Supervisors  
Return to:  
Public Works Department  
Engineering Services Division  
Records Section

Area: Brentwood  
Road: Balfour Road  
Co. Road No.: 7351A  
Development No.: MS20-0002  
APN: 007-010-006

**OFFER OF DEDICATION - ROAD PURPOSES**

Civic Park Balfour, LLC, the undersigned, being the present title owner of record of the herein described parcel of land, do hereby make an irrevocable offer of dedication to **Contra Costa County**, a political subdivision of the State of California and its successors or assigns, for street, highway landscaping and other public purposes, including maintenance thereof, the fee title to real property situated in the County of Contra Costa, State of California, as described in Exhibit "A" (written description) and as shown on Exhibit "B" (plat map) attached hereto.

It is understood and agreed that **Contra Costa County** and its successors or assigns shall incur no liability with respect to such offer of dedication, and shall not assume any responsibility for the offered parcel of land or any improvements thereon or therein, until such offer has been accepted by appropriate action of the Board of Supervisors, or of the local governing bodies of its successors or assigns.

The provisions hereof shall inure to the benefit of **Contra Costa County** and its successors or assigns and will be binding upon the title owner of record and that owner's heirs, successors or assigns.

For more information, see attached resolution that was approved by the BOS for this offer of dedication.

The undersigned executed this instrument on 11/7/2022  
(Date)

Civic Park Balfour, LLC  
(Name of owner as shown in title report)

(Signature)  
(Print Name & Title) Ryan Parlett - President

(Signature)  
(Print Name & Title) Joel Crawford - CFO

Attachments: Notary  
Exhibit A & B  
Resolution

# ACKNOWLEDGMENT

A notary public or other officer completing this certificate verifies only the identity of the individual who signed the document to which this certificate is attached, and not the truthfulness, accuracy, or validity of that document.

State of California  
County of Contra Costa )

On 11/7/22 before me, Jessica Moraes, Notary Public  
(insert name and title of the officer)

personally appeared Ryan Parlett and Joel Crawford,  
who proved to me on the basis of satisfactory evidence to be the person(s) whose name(s) is/are  
subscribed to the within instrument and acknowledged to me that he/she/they executed the same in  
his/her/their authorized capacity(ies), and that by his/her/their signature(s) on the instrument the  
person(s), or the entity upon behalf of which the person(s) acted, executed the instrument.

I certify under PENALTY OF PERJURY under the laws of the State of California that the foregoing  
paragraph is true and correct.

WITNESS my hand and official seal.

Signature 

(Seal)



# EXHIBIT "A"

## BALFOUR ROAD - OFFER OF DEDICATION

### LEGAL DESCRIPTION

REAL PROPERTY SITUATE IN THE UNINCORPORATED AREA (NEAR THE CITY OF BRENTWOOD) OF CONTRA COSTA COUNTY, STATE OF CALIFORNIA, DESCRIBED AS FOLLOWS:

A PORTION OF THE WEST 1/2 OF THE NORTHWEST 1/4 OF SECTION 21, TOWNSHIP 1 NORTH, RANGE 2 EAST, MOUNT DIABLO MERIDIAN, FURTHER DESCRIBED AS FOLLOWS:


**BEGINNING** AT THE NORTHEAST CORNER OF PARCEL "B" AS DESIGNATED ON THE PARCEL MAP ENTITLED "C. C. CO. M. C. NO. 206-71" FILED IN THE OFFICE OF THE CONTRA COSTA COUNTY RECORDER ON MARCH 24, 1972 IN BOOK 21 OF PARCEL MAPS AT PAGE 22 (21 PM 22); SAID CORNER ALSO BEING ON THE SOUTH RIGHT OF WAY LINE OF BALFOUR ROAD, LYING 50 FEET SOUTHERLY OF THE CENTERLINE THEREOF; THENCE NORTH 00° 35' 52" EAST, 25.00 FEET; THENCE NORTH 89° 15' 00" WEST, 16.50 FEET; THENCE SOUTH 00° 35' 52" WEST, 25.00 FEET; THENCE SOUTH 89° 15' 00" EAST, 16.50 FEET TO THE POINT OF **BEGINNING**.

THE AREA DESCRIBED HEREIN CONTAINS 412.50 SQUARE FEET OF LAND, MORE OR LESS.

(EXHIBIT "B", A PLAT, IS ATTACHED HERETO AND MADE A PART OF)

THIS REAL PROPERTY DESCRIPTION HAS BEEN PREPARED BY ME OR UNDER MY DIRECTION, IN CONFORMANCE WITH THE PROFESSIONAL LAND SURVEYOR'S ACT (8761 (b)).

END OF DESCRIPTION

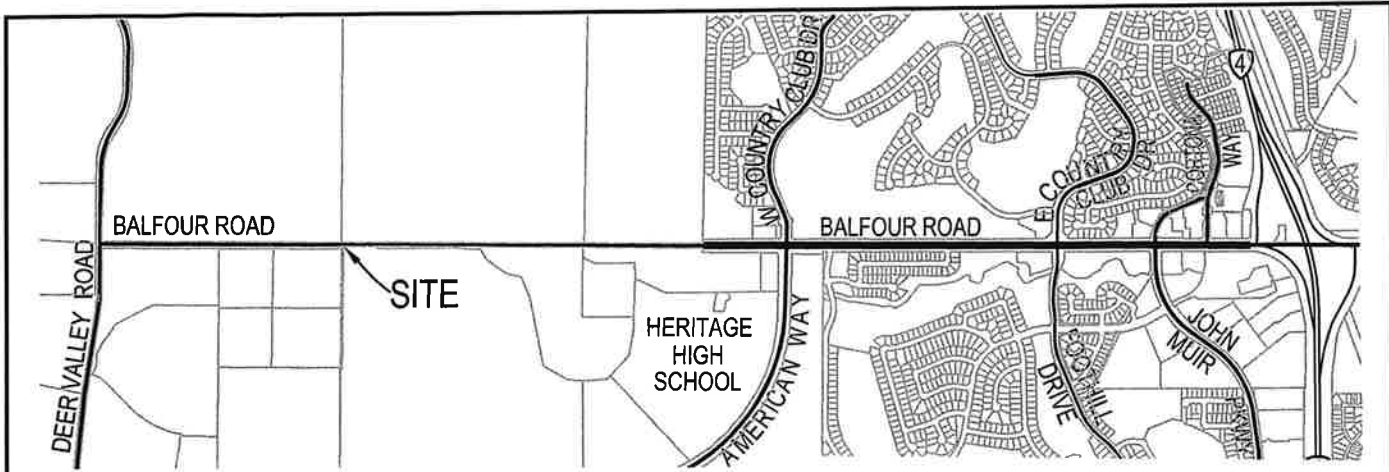


MERIDIAN ASSOCIATES, INC.  
SURYA KUMAR LS 9507



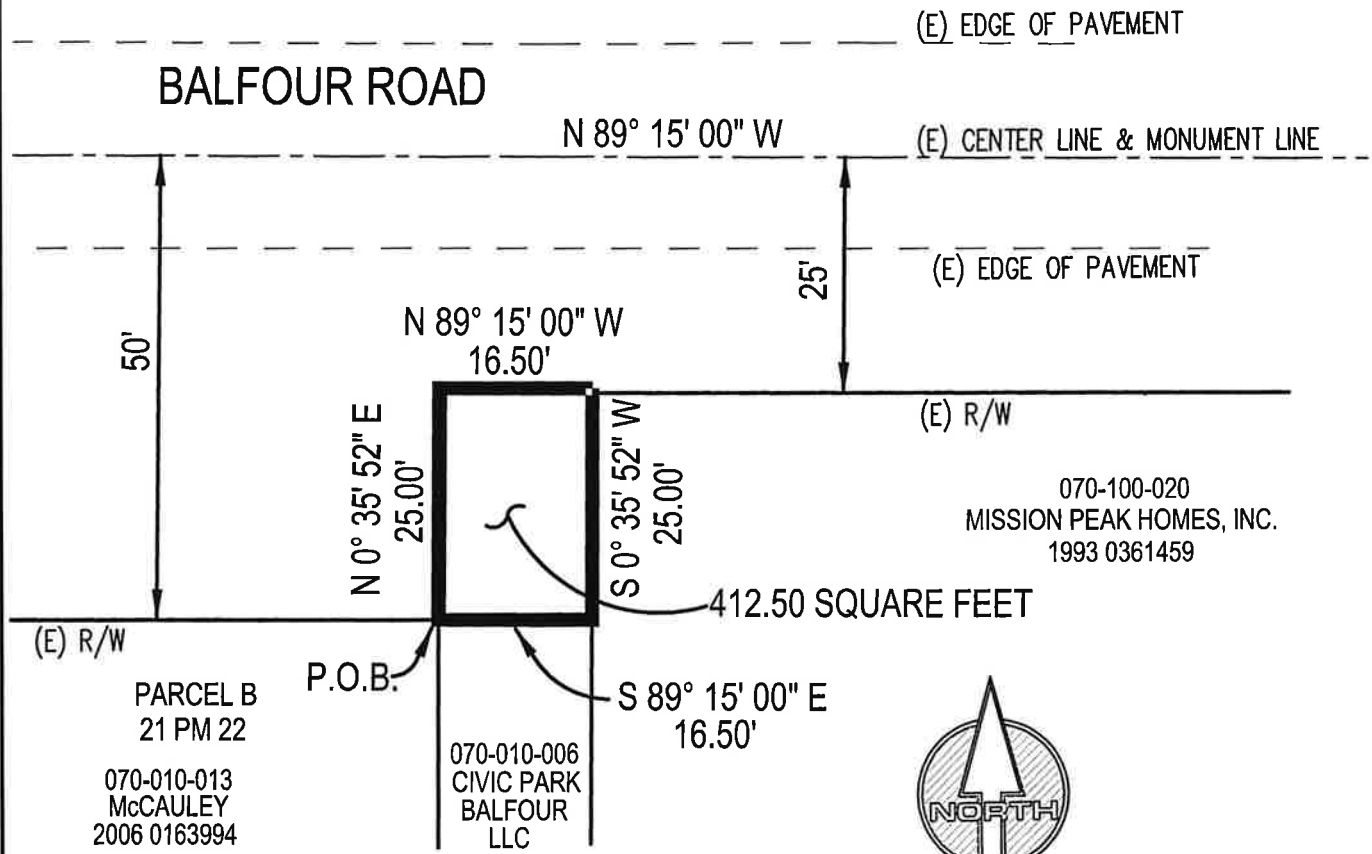
11/2/2022






**VICINITY MAP**

SCALE: 1" = 2000'



**LEGEND & ABBREVIATIONS:**

- (E) EXISTING
- P.O.B. POINT OF BEGINNING
- R/W RIGHT OF WAY
- BOUNDARY LINE
- MONUMENT LINE/CENTER LINE
- RIGHT OF WAY LINE



**EXHIBIT "B"**

PLAT TO ACCOMPANY LEGAL DESCRIPTION  
**BALFOUR ROAD - OFFER OF DEDICATION**  
 UNINCORPORATED (BRENTWOOD) - CONTRA COSTA COUNTY - CALIFORNIA

**M** **MERIDIAN**  
 ASSOCIATES, INC.  
 CIVIL ENGINEERS • SURVEYORS  
 1300A WILLOW PASS COURT  
 CONCORD, CA 94520 925-691-7300



Contra  
Costa  
County

To: Board of Supervisors  
From: Brian M. Balbas, Public Works Director/Chief Engineer  
Date: December 6, 2022

Subject: Approve the Parcel Map and Subdivision Agreement for minor subdivision MS20-00002, Brentwood area.

---

**RECOMMENDATION(S):**

ADOPT Resolution No. 2022/407 approving the Parcel Map and Subdivision Agreement for minor subdivision MS20-00002, for a project being developed by Civic Park Balfour, LLC, as recommended by the Public Works Director, Brentwood area. (District III)

**FISCAL IMPACT:**

No fiscal impact.

**BACKGROUND:**

The Public Works Department has reviewed the conditions of approval for minor subdivision MS20-00002 and has determined that all conditions of approval for Parcel Map approval have been satisfied.

**CONSEQUENCE OF NEGATIVE ACTION:**

The Parcel Map and the Subdivision Agreement will not be approved and recorded.

---

APPROVE

OTHER

RECOMMENDATION OF CNTY ADMINISTRATOR

RECOMMENDATION OF BOARD COMMITTEE

---

Action of Board On: 12/06/2022  APPROVED AS RECOMMENDED  OTHER

Clerks Notes:

**VOTE OF SUPERVISORS**

AYE: John Gioia, District I Supervisor  
Candace Andersen, District II Supervisor  
Diane Burgis, District III Supervisor  
Karen Mitchoff, District IV Supervisor  
Federal D. Glover, District V Supervisor

I hereby certify that this is a true and correct copy of an action taken and entered on the minutes of the Board of Supervisors on the date shown.

ATTESTED: December 6, 2022  
Monica Nino, County Administrator and Clerk of the Board of Supervisors

Contact: Larry Gossett (925) 313-2016

By: Stacey M. Boyd, Deputy

AGENDA ATTACHMENTS

Resolution No. 2022/407

Parcel Map

Subdivision Agreement & Improvement Security Bond

Tax Letter

MINUTES ATTACHMENTS

Signed Resolution No. 2022/407

**THE BOARD OF SUPERVISORS OF CONTRA COSTA COUNTY, CALIFORNIA**  
**and for Special Districts, Agencies and Authorities Governed by the Board**

Adopted this Resolution on 12/06/2022 by the following vote:

		<b>John Gioia</b>
		<b>Candace Andersen</b>
<b>AYE:</b>	<input type="text" value="5"/>	<b>Diane Burgis</b>
		<b>Karen Mitchoff</b>
		<b>Federal D. Glover</b>
<b>NO:</b>	<input type="text"/>	
<b>ABSENT:</b>	<input type="text"/>	
<b>ABSTAIN:</b>	<input type="text"/>	
<b>RECUSE:</b>	<input type="text"/>	



**Resolution No. 2022/407**

IN THE MATTER OF approving the Parcel Map and Subdivision Agreement for minor subdivision MS20-00002, for a project being developed by Civic Park Balfour, LLC, as recommended by the Public Works Director, Brentwood area. (District III)

WHERE AS, the following documents were presented for board approval this date:

I. Map

The Parcel Map of minor subdivision MS20-00002, property located in the Brentwood area, Supervisorial District III, said map having been certified by the proper officials.

II. Subdivision Agreement

A subdivision agreement with Civic Park Balfour, LLC, principal, whereby said principal agrees to complete all improvements as required in said subdivision agreement within 2 year(s) from the date of said agreement. Accompanying said subdivision agreement is security guaranteeing completion of said improvements as follows:

A. Cash Bond

Performance amount: \$5,200.00

Auditor's Deposit Permit No. DP 859667 Date: November 17, 2022

Submitted by: DeNova Homes, Inc.

B. Surety Bond

Bond Company: The Ohio Casualty Insurance Company

Bond Number: 070218969 Date: November 10, 2022

Performance Amount: \$518,800.00

Labor & Materials Amount: \$260,000.00

Principal: Civic Park Balfour, LLC

III. Tax Letter

Letter from the County Tax Collector stating that there are no unpaid County taxes heretofore levied on the property included in said map and that the 2022-2023 tax lien has been paid in full and the 2023-2024 tax lien, which became a lien on the first day of January 2023, is estimated to be \$2,530.00, with security guaranteeing payment of said tax lien as follows:

· Tax Surety

Bond Company: N/A

Auditor's Deposit Permit Number: DP859608 Date: November 16, 2022

Amount: \$2,530.00

Submitted by/Principal: Muhammad Abid

NOW, THEREFORE, BE IT RESOLVED:

1. That said subdivision, together with the provisions for its design and improvement, is DETERMINED to be consistent with the County's general and specific plans.
2. That said map is APPROVED and this Board does hereby *reject* on behalf of the public any of the streets, paths, or easements shown thereon as dedicated to public use.
3. That said subdivision agreement is also APPROVED.

I hereby certify that this is a true and correct copy of an action taken and entered on the minutes of the Board of Supervisors on the date shown.

**Contact: Larry Gossett (925) 313-2016**

**ATTESTED: December 6, 2022**

Monica Nino, County Administrator and Clerk of the Board of Supervisors

By: Stacey M. Boyd, Deputy

**cc:** Larry Gossett- Engineering Services, Brian Louis- Engineering Services, Renee Hutchins - Records, Karen Piona- Records, Randolph Sanders- Design & Construction, Chris Hallford -Mapping , Michael Mann- Finance, Chris Lau - Maintenance, Ruben Hernandez - DCD, Civic Park Balfour, LLC, The Ohio Casualty Insurance Company

**THE BOARD OF SUPERVISORS OF CONTRA COSTA COUNTY, CALIFORNIA**

**and for Special Districts, Agencies and Authorities Governed by the Board**

Adopted this Resolution on 12/06/2022 by the following vote:

**John Gioia**  
**Candace Andersen**  
**Diane Burgis**  
**Karen Mitchoff**  
**Federal D. Glover**

AYE:  5

NO:

ABSENT:

ABSTAIN:

RECUSE:



**Resolution No. 2022/407**

IN THE MATTER OF approving the Parcel Map and Subdivision Agreement for minor subdivision MS20-00002, for a project being developed by Civic Park Balfour, LLC, as recommended by the Public Works Director, Brentwood area. (District III)

WHERE AS, the following documents were presented for board approval this date:

I. Map

The Parcel Map of minor subdivision MS20-00002, property located in the Brentwood area, Supervisorial District III, said map having been certified by the proper officials.

II. Subdivision Agreement

A subdivision agreement with Civic Park Balfour, LLC, principal, whereby said principal agrees to complete all improvements as required in said subdivision agreement within 2 year(s) from the date of said agreement. Accompanying said subdivision agreement is security guaranteeing completion of said improvements as follows:

A. Cash Bond

Performance amount: \$5,200.00

Auditor's Deposit Permit No. DP 859667 Date: November 17, 2022

Submitted by: DeNova Homes, Inc.

B. Surety Bond

Bond Company: The Ohio Casualty Insurance Company

Bond Number: 070218969 Date: November 10, 2022

Performance Amount: \$518,800.00

Labor & Materials Amount: \$260,000.00

Principal: Civic Park Balfour, LLC

III. Tax Letter

Letter from the County Tax Collector stating that there are no unpaid County taxes heretofore levied on the property included in said map and that the 2022-2023 tax lien has been paid in full and the 2023-2024 tax lien, which became a lien on the first day of January 2023, is estimated to be \$2,530.00, with security guaranteeing payment of said tax lien as follows:

· Tax Surety

Bond Company: N/A

Auditor's Deposit Permit Number: DP859608 Date: November 16, 2022

Amount: \$2,530.00

Submitted by/Principal: Muhammad Abid

NOW, THEREFORE, BE IT RESOLVED:

1. That said subdivision, together with the provisions for its design and improvement, is DETERMINED to be consistent with the County's general and specific plans.
2. That said map is APPROVED and this Board does hereby *reject* on behalf of the public any of the streets, paths, or easements shown thereon as dedicated to public use.
3. That said subdivision agreement is also APPROVED.

I hereby certify that this is a true and correct copy of an action taken and entered on the minutes of the Board of Supervisors on the date shown.

Contact: Larry Gossett (925) 313-2016

ATTESTED: December 6, 2022

Monica Nino, County Administrator and Clerk of the Board of Supervisors

  
By: Stacey M. Boyd, Deputy

cc: Larry Gossett- Engineering Services, Brian Louis- Engineering Services, Renee Hutchins - Records, Karen Piona- Records, Randolph Sanders- Design & Construction, Chris Hallford -Mapping , Michael Mann- Finance, Chris Lau - Maintenance, Ruben Hernandez - DCD, Civic Park Balfour, LLC, The Ohio Casualty Insurance Company



**PARCEL MAP**  
**SUBDIVISION MS 20-0002**  
 THE SOUTHWEST 1/4 OF THE NORTHWEST 1/4 OF SECTION 20, AND A PORTION OF THE WEST 1/2 OF THE NORTHWEST 1/4 OF SECTION 21, TOWNSHIP 1 NORTH, RANGE 2 EAST, MOUNT Diablo MERIDIAN, UNINCORPORATED - CONTRA COSTA COUNTY - CALIFORNIA

**MERIDIAN ASSOCIATES, INC.**  
 CIVIL ENGINEERING • PLANNING • SURVEYING  
 OCTOBER, 2022



**OWNERS STATEMENT:**

THE UNDERSIGNED, BEING THE PARTIES HAVING A RECORD TITLE INTEREST IN THE LANDS DESCRIBED AND EMBRACED WITHIN THE HEAVY BLACK BOUNDARY LINES UPON THIS MAP, DO HEREBY CONSENT TO THE MAKING AND RECORDED OF THE SAME; AND WE DO HEREBY DEDICATE TO CONTRA COSTA COUNTY FOR ROOFTOP PURPOSES THAT PORTION OF SAID LAND DESIGNATED ON SAID MAP AS "ROOFTOP" ALONG BALFOUR ROAD.

THE AREA MARKED AS "EMERGENCY VEHICLE ACCESS EASEMENT" (EVAE) IS DEDICATED TO THE PUBLIC FOR PUBLIC USE FOR THE PURPOSE OF INGRESS AND EGRESS OF PUBLIC SAFETY VEHICLES AND EMERGENCY EQUIPMENT.

THE AREA MARKED "PUBLIC UTILITY EASEMENT" (PUE) IS DEDICATED TO THE PUBLIC FOR PUBLIC USE FOR PUBLIC UTILITIES UNDER, ON, AND OVER THOSE CERTAIN STRIPS OF LAND AS SHOWN ON SAID MAP WITHIN SAID SUBDIVISION.

THE AREA MARKED "PRIVATE ACCESS EASEMENT" (PAE) IS SPECIFICALLY EXCLUDED FROM PUBLIC DEDICATION. THE STREET IMPROVEMENTS WITHIN THE PRIVATE ACCESS EASEMENT ARE TO BE MAINTAINED BY THE OWNERS OF PARCELS A, B, C, AND D, AS OUTLINED IN THE DECLARATION OF CODES, CONDITIONS, & RESTRICTIONS (CC&R) OF THE PROJECT HOMEOWNERS ASSOCIATION (HOA).

PARCELS A, B, C, AND D, ARE OBTAIN BY A BLANKET RECREATIONAL DRAINAGE EASEMENT TO ALLOW RUNOFF TO CROSS PARCEL LINES IN ITS HISTORICAL PATTERN OF FLOW WITHOUT OBSTRUCTION. THIS ALSO INCLUDES RUN-ON FROM ADJACENT LOTS THAT HISTORICALLY FLOWS ACROSS THE PARCELS. THE RECREATIONAL DRAINAGE EASEMENTS ARE ALSO DESCRIBED IN THE PROJECT COARS.

THIS MAP SHOWS ALL EASEMENTS ON THE PREMISES OR OF RECORD.

ONE PARK BALFOUR, LLC,  
 A CALIFORNIA LIMITED LIABILITY COMPANY

BY: [Signature] **Ryan Perlett / President** 11-9-2022  
 BY: [Signature] **Joel Crawford / CEO** 11-9-2022

**OWNERS ACKNOWLEDGMENT:**

I, A NOTARY PUBLIC OR OTHER OFFICER, CERTIFYING THIS CERTIFICATE, VERIFIES ONLY THE IDENTITY OF THE INDIVIDUAL WHO SIGNED THE DOCUMENT TO WHICH THIS CERTIFICATE IS ATTACHED, AND NOT THE TRUTHFULNESS, ACCURACY, OR VALIDITY OF THAT DOCUMENT.

STATE OF CALIFORNIA  
 COUNTY OF CONTRA COSTA

ON 11/1/22 BEFORE ME, Jessica Mirnes, A NOTARY PUBLIC, PERSONALLY APPEARED Ryan Perlett & Joel Crawford WHO PROVED TO ME ON THE BASIS OF SATISFACTORY EVIDENCE TO BE THE PERSON(S) WHOSE NAME(S) IS/ARE SUBSCRIBED TO THE WITHIN INSTRUMENT AND ACKNOWLEDGED TO ME THAT HE/SHE/HE/THEY EXECUTED THE SAME IN HIS/HER/HER AUTHORIZED CAPACITIES, AND THAT BY HIS/HER/HER SIGNATURE(S) ON THE INSTRUMENT THE PERSON(S), OR THE ENTITY UPON BEHALF OF WHICH THE PERSON(S) ACTED, EXECUTED THE INSTRUMENT.

I CERTIFY UNDER PENALTY OF PERJURY UNDER THE LAWS OF THE STATE OF CALIFORNIA THAT THE FOREGOING PARAGRAPH IS TRUE AND CORRECT.

WITNESS MY HAND,  
 SIGNATURE OF NOTARY: [Signature]  
 MY COMMISSION NUMBER: 2316057  
 PRINT NAME OF NOTARY: Jessica Mirnes  
 MY COMMISSION EXPIRES: 12-1-2023  
 COUNTY OF PRINCIPAL PLACE OF BUSINESS: Contra Costa

**ZONING ADMINISTRATOR'S STATEMENT**

I HEREBY STATE THAT THE ZONING ADMINISTRATOR OF THE COUNTY OF CONTRA COSTA, STATE OF CALIFORNIA, HAS APPROVED THE TENTATIVE MAP OF THIS SUBDIVISION UPON WHICH THIS PARCEL MAP IS BASED.

ARUNA BHATT  
 DEPUTY DIRECTOR  
 DEPARTMENT OF CONSERVATION AND DEVELOPMENT  
 COMMUNITY DEVELOPMENT DIVISION  
 BY: \_\_\_\_\_ DATE: \_\_\_\_\_

**CLERK OF THE BOARD OF SUPERVISORS CERTIFICATE:**

I, MONICA NIÑO, CLERK OF THE BOARD OF SUPERVISORS AND COUNTY ADMINISTRATOR, DO HEREBY CERTIFY THAT THE ABOVE AND FOREGOING MAP ENTITLED "PARCEL MAP - SUBDIVISION MS 20-0002" WAS PRESENTED TO SAID BOARD OF SUPERVISORS AS PROVIDED BY LAW, AT A REGULAR MEETING THEREOF HELD ON THE \_\_\_\_\_ DAY OF \_\_\_\_\_ AND THAT SAID BOARD OF SUPERVISORS DID THEREUPON BY RESOLUTION DULY PASSED AND ADOPTED AT SAID MEETING, APPROVE SAID MAP AND DID ACCEPT, SUBJECT TO INSTALLATION AND ACCEPTANCE OF IMPROVEMENTS, ON BEHALF OF THE PUBLIC ALL OF THE STREETS, ROADS, AVENUES, OR EASEMENTS SHOWN THEREON AS DEDICATED TO PUBLIC USE.

I FURTHER CERTIFY THAT ALL TAX LENS HAVE BEEN SATISFIED AND THAT ALL BONDS AS REQUIRED BY LAW TO ACCOMPANY THE WITHIN MAP HAVE BEEN APPROVED BY THE BOARD OF SUPERVISORS OF CONTRA COSTA COUNTY, AND FILED IN MY OFFICE.

IN WITNESS WHEREOF I HAVE HERETO SET MY HAND THIS \_\_\_\_\_ DAY OF \_\_\_\_\_  
 MONICA NIÑO  
 CLERK OF THE BOARD OF SUPERVISORS  
 AND COUNTY ADMINISTRATOR OF  
 CONTRA COSTA COUNTY, STATE OF CALIFORNIA  
 BY: \_\_\_\_\_ DEPUTY CLERK

**COUNTY RECORDER'S STATEMENT:**

THIS MAP ENTITLED, "PARCEL MAP - SUBDIVISION MS 20-0002", IS HEREBY ACCEPTED FOR FILING SHOWING A CLEAR TITLE AS PER LETTER OF TITLE MADE BY OLD BEVILLIUS TITLE COMPANY DATED THE \_\_\_\_\_ DAY OF \_\_\_\_\_, 20\_\_\_\_, AND AFTER EXAMINING THE SAME, I DEEM THAT SAID MAP COMPLIES IN ALL RESPECTS WITH THE PROVISIONS OF STATE LAWS AND LOCAL ORDINANCES GOVERNING THE FILING OF SUBDIVISION MAPS.

FILED AT THE REQUEST OF OLD BEVILLIUS TITLE COMPANY AT \_\_\_\_\_ M. ON THE \_\_\_\_\_ DAY OF \_\_\_\_\_, 20\_\_\_\_, IN BOOK \_\_\_\_\_ OF PARCEL MAPS AT PAGE \_\_\_\_\_ IN THE OFFICE OF THE COUNTY RECORDER OF THE COUNTY OF CONTRA COSTA, STATE OF CALIFORNIA.  
 DEBORAH R. COOPER  
 COUNTY RECORDER IN AND FOR THE COUNTY  
 OF CONTRA COSTA, STATE OF CALIFORNIA  
 BY: \_\_\_\_\_ CLERK RECORDER

**SURVEYORS STATEMENT:**

I, SURJA KUMAR, STATE THAT THE MAP WAS PREPARED BY ME OR UNDER MY DIRECTION AND IS BASED UPON A FIELD SURVEY IN CONFORMANCE WITH THE REQUIREMENTS OF THE SUBDIVISION MAP ACT AND LOCAL ORDINANCE AT THE REQUEST OF MRS. EMMAS OF DENVER HOMES ON PARCELS A, B, C, AND D, AND THAT THE MONUMENTS INDICATED ON THE MAP WERE SET IN THE POSITIONS INDICATED BEFORE OCTOBER, 2022, AND THAT THE MONUMENTS ARE, OR WILL BE, SUFFICIENT TO ENABLE THE SURVEY TO BE RETRACED, AND THAT THIS FINAL MAP SUBSTANTIALLY CONFORMS TO THE CONDITIONALLY APPROVED TENTATIVE MAP.

ALL BEARINGS OF THIS MAP ARE BASED ON THE CALIFORNIA COORDINATE SYSTEM OF 1983, ZONE III (CGCS83)

DATED: 11/1/2022  
[Signature]  
 SURJA KUMAR, L.S. 9597



**COUNTY SURVEYORS STATEMENT:**

THIS MAP WAS EXAMINED BY ME AND IS SUBSTANTIALLY THE SAME AS IT APPEARED ON THE TENTATIVE MAP, AND ANY APPROVED ALTERATIONS THEREOF. ALL PROVISIONS OF THE SUBDIVISION MAP ACT AND OF ANY LOCAL ORDINANCES APPLICABLE AT THE TIME OF APPROVAL OF THE TENTATIVE MAP HAVE BEEN COMPLIED WITH, AND I AM SATISFIED THAT THE SAME IS TECHNICALLY CORRECT.

DATE: \_\_\_\_\_  
 DANA W. REZESS, L.S. 7439  
 INDIAN COUNTY SURVEYOR

# PARCEL MAP SUBDIVISION MS 20-0002

THE SOUTHEAST 1/4 OF THE NORTHEAST 1/4 OF SECTION 20, AND A PORTION OF THE WEST 1/2 OF THE NORTHEAST 1/4 OF SECTION 21, TOWNSHIP 1 NORTH, RANGE 2 EAST, MOUNT Diablo MERIDIAN, UNINCORPORATED - CONTRA COSTA COUNTY - CALIFORNIA



**MERIDIAN ASSOCIATES, INC.**  
CIVIL ENGINEERING - PLANNING - SURVEYING  
OCTOBER, 2022

**LEGEND**

- FOUND STREET MONUMENT
- FOUND MONUMENT, AS NOTED
- IRON PIPE NOT FOUND, AS NOTED
- SET 5/8" REBAR & CAP, LS 6323
- SET 1-1/2" IRON PIPE & CAP, LS 6323
- FOUND FENCE POST (REFERENCE)
- TOTAL
- SQUARE FEET
- RADIUS
- (R) DELTA
- (D) ARC LENGTH
- (L) EMERGENCY VEHICLE ACCESS EASEMENT
- (P) PRIVATE ACCESS EASEMENT
- (PUE) PUBLIC UTILITY EASEMENT

MISSION PEAK HOMES, INC.  
1993 0361459  
070-100-020

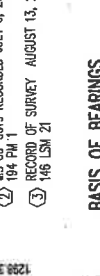
BOUNDARY LINE  
RIGHT OF WAY LINE  
PARCEL LINE  
MONUMENT LINE  
EASEMENT LINE  
P.A.E. P.U.E. E.V.A.E. LINE  
(ACCESS ROAD)

**MAP REFERENCES**

- ① MS 205-71 RECORDED MARCH 24, 1972  
21 PM 22
- ② MS 01-0019 RECORDED JULY 6, 2005  
194 PM 1
- ③ RECORD OF SURVEY AUGUST 13, 2012  
146 LSM 21

**BASIS OF BEARINGS**

THE MONUMENT LINE IN BALFOUR ROAD, TAKEN AS IN 60° 15' 00" W, AS SHOWN ON THE MAP OF SUBDIVISION MS 20-0019, RECORDED JULY 6, 2005 IN BOOK 194 OF PARCEL MAPS AT PAGE 13 (194 PM 1), CONTRA COSTA COUNTY RECORDS.



**MATCHLINE - SEE BELOW**

1-1/2" IP WITH C.C. COUNTY TAG DIVISION PER (1) AND (2) N 1/4 CORNER SEC 20

1-1/2" IP WITH C.C. COUNTY TAG N 1/4 CORNER SEC 20

1-1/2" IP TAGGED L6 2034 PER (1) NOT FOUND

1-1/2" IP WITH C.C. COUNTY TAG DIVISION PER (1) AND (2) N 1/4 CORNER SEC 20

40' ACCESS ROAD P.A.E. P.U.E. AND E.V.A.E.

30' ACCESS ROAD P.A.E. P.U.E. AND E.V.A.E.

20' EASEMENT PER 2270 OR 570 AND 2270 OR 572 (SEE NOTE 1, BELOW)

56' ROAD DEDICATION PER 6787 OR 437

1-1/2" IRON PIPE PER (1) (NOT FOUND) EXISTING 8"x8" WOOD POST ON BOUNDARY LINE

1-1/2" IP (MEASURED) N 55° 28' E, 11.1'

PARCEL C  
070-010-014  
GOMEZ (TRUST)  
2010 022851  
21 PM 22

PARCEL D  
070-010-015  
MARTINI (TRUST)  
2020 015793  
21 PM 22

PARCEL A  
437,311 SF  
10.04 AC

PARCEL B  
444,329 SF  
10.20 AC

PARCEL C  
489,794 SF  
10.10 AC

PARCEL D  
421,600 SF  
9.68 AC

MISSION PEAK HOMES, INC.  
1993 0361459  
070-100-020

MARTINI (TRUST)  
2020 015793  
070-010-015  
21 PM 22

16.66' WIDE ACCESS ROAD (OWNED IN FEE TITLE) P.A.E. P.U.E. AND E.V.A.E.

EAST 1/4 CORNER SEC 20 BY SINGLE PROPORTION METHOD PER (2) HELD

FENCE LINE SHOWN ON (2) HAS BEEN RELOCATED TO BOUNDARY

FENCE POST (SHOWN AS 1/4 CORNER PER (1)) LIES 15' SOUTH OF 1/4 CORNER AS ADJUSTED ON (2)

1" IP & 2" CAP L8.6711 PER (3) SEARCHED FOR, NOT FOUND

1312.58' (1) HELD  
1312.94' (3)

2011 0259778

CONTRA COSTA WATER DISTRICT

070-010-041

APN 007-010-006

070-010-037  
HARRIS (TRUST)  
194 PM 1

17" REBAR & CAP, LS 5311 PER (2)

070-010-030  
HARRIS (TRUST)  
2017 0009985

107" REBAR & CAP, LS 5311 PER (2)

070-010-041

**PARCEL MAP**  
**SUBDIVISION MS 20-0002**

THE SOUTHWEST 1/4 OF THE NORTHEAST 1/4 OF SECTION 20, AND A PORTION OF THE WEST 1/2 OF THE NORTHEAST 1/4 OF SECTION 21, TOWNSHIP 1 NORTH, RANGE 2 EAST, MOUNT Diablo MERIDIAN, UNINCORPORATED - CONTRA COSTA COUNTY - CALIFORNIA



**MERIDIAN**  
ASSOCIATES, INC.  
CIVIL ENGINEERING • PLANNING • SURVEYING

OCTOBER, 2022

**LEGEND**

- FOUND STREET MONUMENT
- FOUND MONUMENT, AS NOTED
- IRON PIPE NOT FOUND, AS NOTED
- SET 5/8" REBAR & CAP, LS 6323
- SET 1-1/2" IRON PIPE & CAP, LS 6323
- FOUND FENCE POST (REFERENCE)
- TOTAL
- SQUARE FEET
- (R) RADIAL
- (R) RADIUS
- (R) DELTA
- (L) ARC LENGTH
- (L) EMERGENCY VEHICLE ACCESS EASEMENT
- (L) PRIVATE ACCESS EASEMENT
- (L) PUBLIC UTILITY EASEMENT

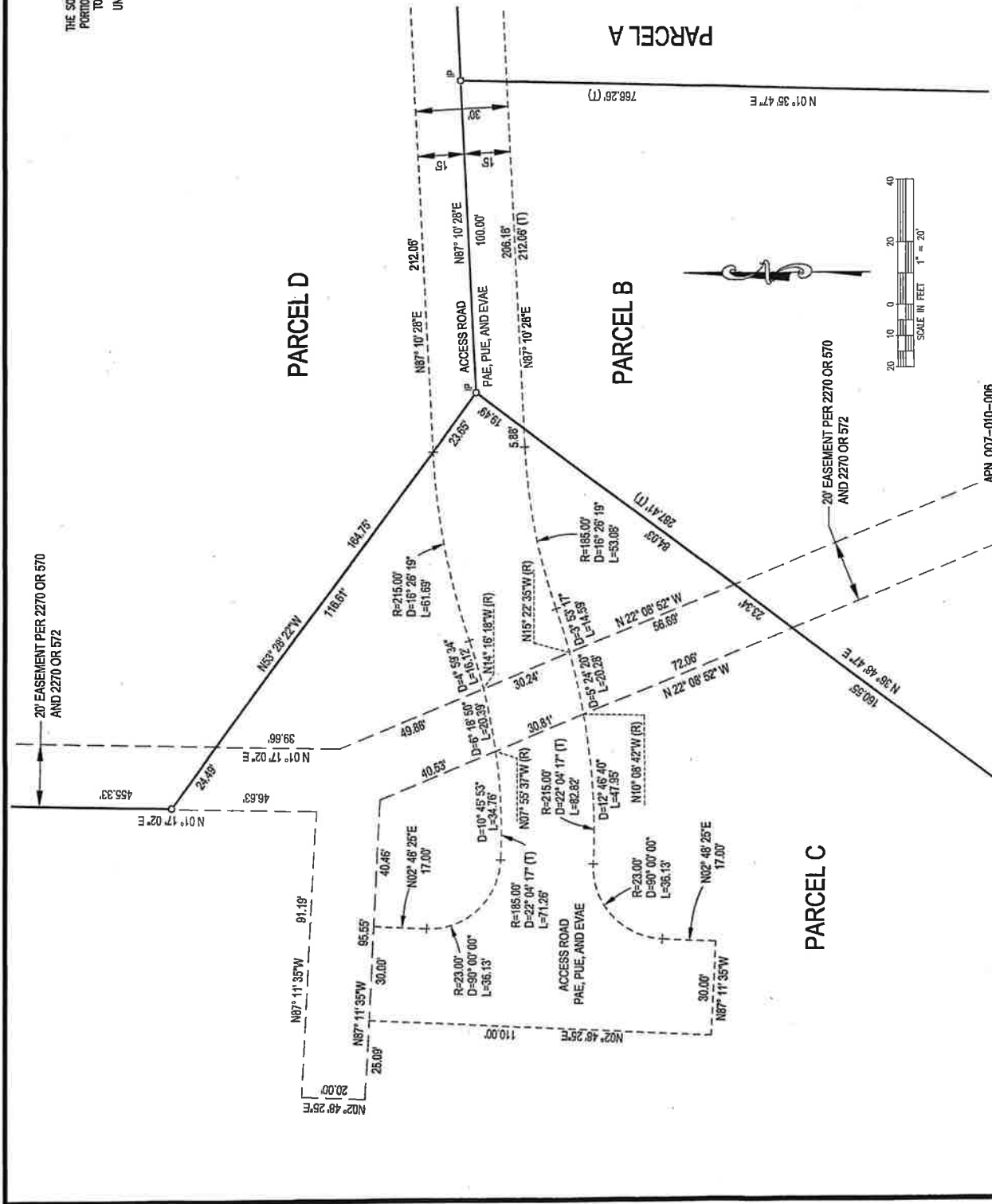
- BOUNDARY LINE
- RIGHT OF WAY LINE
- PARCEL LINE
- MONUMENT LINE
- EASEMENT LINE
- PAE, PUE, EAVE LINE
- (ACCESS ROAD)

**MAP REFERENCES**

- ① MS 205-71 RECORDED MARCH 24, 1972  
21 PM 22
- ② MS 00-0019 RECORDED JULY 6, 2005  
194 PM 1
- ③ RECORD OF SURVEY AUGUST 13, 2012  
146 LSH 21

**BASIS OF BEARINGS**

THE MONUMENT LINE IN BALFOUR ROAD, TAKEN AS N 89° 15' 00" W AS SHOWN ON THE MAP OF SUBDIVISION MS00-0019, RECORDED JULY 6, 2005 IN BOOK 194 OF PARCEL MAPS AT PAGE 1 (194 PM 1), CONTRA COSTA COUNTY RECORDS.



**SUBDIVISION AGREEMENT**  
(Gov. Code, §§ 66462 and 66463)

**Subdivision:** MS20-0002  
**Subdivider:** Civic Park Balfour, LLC

**Effective Date:** Date Approved by BOS  
**Completion Period:** 2 years

THESE SIGNATURES ATTEST TO THE PARTIES' AGREEMENT HERETO:

CONTRA COSTA COUNTY

Brian M. Balbas, Public Works Director

By: \_\_\_\_\_

SUBDIVIDER

Print Name Ryan Parlett

Print Title President

RECOMMENDED FOR APPROVAL:

By: \_\_\_\_\_  
Engineering Services Division

Print Name: Joel Crawford

Print Title: CFO

FORM APPROVED: Silvano B. Marchesi, County Counsel

[Note: If Subdivider is a corporation, two officers must sign. The first must be the chairman of the board, president or any vice president; the second must be the secretary, assistant secretary, chief financial officer or any assistant treasurer. (Corp. Code, § 313; Civ. Code, § 1190.) If Subdivider is a limited liability company, Subdivider shall sign in the manner required of corporations, or by two managers, or by one manager, pursuant to the articles of organization (see Corp. Code, §§ 17151, 17154, 17157.) If Subdivider is a partnership, any authorized partner may sign. Signatures by Subdivider must be notarized.]

- PARTIES & DATE. Effective on the above date, the County of Contra Costa, California (hereinafter "County"), and the above-mentioned Subdivider mutually promise and agree as follows concerning this Subdivision:
- IMPROVEMENTS. Subdivider agrees to install certain road improvements (both public and private), drainage improvements, signs, street lights, fire hydrants, landscaping and such other improvements (including appurtenant equipment) as required in the improvement plans for this Subdivision as reviewed and on file with the Contra Costa County Public Works Department, as required by the Conditions of Approval for this Subdivision, and in conformance with the Contra Costa County Ordinance Code, including future amendments thereto (hereinafter "Ordinance Code").

Subdivider shall complete said improvements (hereinafter "Work") within the above completion period from date hereof, as required by the California Subdivision Map Act (Gov. Code, §§ 66410 et. seq.) in a good workmanlike manner, in accordance with accepted construction practices and in a manner equal or superior to the requirements of the Ordinance Code and rulings made thereunder; and where there is a conflict among the improvement plans, the Conditions of Approval and the Ordinance Code, the stricter requirements shall govern.

- IMPROVEMENTS SECURITY. Upon executing this Agreement, the Subdivider shall, pursuant to Gov. Code § 66499 and the County Ordinance Code, provide as security to the County:

A. For Performance and Guarantee: \$ 5,200.00 cash, plus additional security, in the amount of \$ 514,800.00, which together total one hundred percent (100%) of the estimated cost of the Work. Such additional security is presented in the form of:

- Cash, certified check or cashier's check.
- Acceptable corporate surety bond.
- Acceptable irrevocable letter of credit.

With this security, Subdivider guarantees performance under this Agreement and maintenance of the Work for one year after its completion and acceptance against any defective workmanship or materials or any unsatisfactory performance.

B. For Payment: Security in the amount: \$ 260,000.00, which is fifty percent (50%) of the estimated cost of the Work. Such security is presented in the form of:

- Cash, certified check, or cashier's check
- Acceptable corporate surety bond.
- Acceptable irrevocable letter of credit.

With this security, Subdivider guarantees payment to the contractor, to its subcontractors and to persons renting equipment or furnishing labor or materials to them or to the Subdivider.

Upon acceptance of the Work as complete by the Board of Supervisors and upon request of Subdivider, the amounts held as security may be reduced in accordance with Sections 94-4.406 and 94-4.408 of the Ordinance Code.

4. **GUARANTEE AND WARRANTY OF WORK.** Subdivider guarantees that the Work shall be free from defects in material or workmanship and shall perform satisfactorily for a period of one (1) year from and after the Board of Supervisors accepts the Work as complete in accordance with Article 96-4.6, "Acceptance," of the Ordinance Code. Subdivider agrees to correct, repair, or replace, at Subdivider's expense, any defects in said Work.

The guarantee period does not apply to road improvements for private roads that are not to be accepted into the County road system.

5. **PLANT ESTABLISHMENT WORK.** Subdivider agrees to perform plant establishment work for landscaping installed under this Agreement. Said plant establishment work shall consist of adequately watering plants, replacing unsuitable plants, doing weed, rodent and other pest control and other work determined by the Public Works Department to be necessary to ensure establishment of plants. Said plant establishment work shall be performed for a period of one (1) year from and after the Board of Supervisors accepts the Work as complete.

6. **IMPROVEMENT PLAN WARRANTY.** Subdivider warrants the improvement plans for the Work are adequate to accomplish the Work as promised in Section 2 and as required by the Conditions of Approval for the Subdivision. If, at any time before the Board of Supervisors accepts the Work as complete or during the one year guarantee period, said improvement plans prove to be inadequate in any respect, Subdivider shall make whatever changes are necessary to accomplish the Work as promised.

7. **NO WAIVER BY COUNTY.** Inspection of the Work and/or materials, or approval of the Work and/or materials or statement by any officer, agent or employee of the County indicating the Work or any part thereof complies with the requirements of this Agreement, or acceptance of the whole or any part of said Work and/or materials, or payments therefor, or any combination or all of these acts, shall not relieve the Subdivider of its obligation to fulfill this Agreement as prescribed; nor shall the County be thereby stopped from bringing any action for damages arising from the failure to comply with any of the terms and conditions hereof.

8. **INDEMNITY.** Subdivider shall defend, hold harmless and indemnify the indemnitees from the liabilities as defined in this section:

A. The **indemnitees** benefitted and protected by this promise are the County and its special districts, elective and appointive boards, commissions, officers, agents and employees.

B. The **liabilities** protected against are any liability or claim for damage of any kind allegedly suffered, incurred or threatened because of actions defined below, and including personal injury, death, property damage, inverse condemnation, or any combination of these, and regardless of whether or not such liability, claim or damage was unforeseeable at any time before County reviewed said improvement plans or accepted the Work as complete, and including the defense of any suit(s), action(s), or other proceeding(s) concerning said liabilities and claims.

C. The **actions causing liability** are any act or omission (negligent or non-negligent) in connection with the matters covered by this Agreement and attributable to Subdivider, contractor, subcontractor, or any officer, agent, or employee of one or more of them.

D. **Non-Conditions.** The promise and agreement in this section are not conditioned or dependent on whether or not any indemnitee has prepared, supplied, or approved any plan(s) or specification(s) in connection with this Work or Subdivision, or has insurance or other indemnification covering any of these matters, or that the alleged damage resulted partly from any negligent or willful misconduct of any indemnitee.

9. **COSTS.** Subdivider shall pay, when due, all the costs of the Work, including but not limited to the costs of relocations of existing utilities required thereby; inspections; material checks and tests; and other costs incurred by County staff arising from or related to the Work, and prior to acceptance of the Work as complete or expiration of any applicable warranty periods, whichever is later.

10. **SURVEYS.** Subdivider shall set and establish survey monuments in accordance with the filed map and to the satisfaction of the County Road Commissioner-Surveyor before acceptance of the Work as complete by the Board of Supervisors.

11. **NON-PERFORMANCE AND COSTS.** If Subdivider fails to complete the Work within the time specified in this Agreement, and subsequent extensions, or fails to maintain the Work, County may proceed to complete and/or maintain the Work by contract or otherwise and Subdivider agrees to pay all costs and charges incurred by County (including, but not limited to, engineering, inspection, surveys, contract, overhead, etc.) immediately upon demand.

Once action is taken by County to complete or maintain the Work, Subdivider agrees to pay all costs incurred by County, even if Subdivider subsequently completes the Work.

Should County sue to compel performance under this Agreement or to recover costs incurred in completing or maintaining the Work, Subdivider agrees to pay all attorney's fees, staff costs and all other expenses of litigation incurred by County in connection therewith, even if Subdivider subsequently proceeds to complete the Work.

12. **INCORPORATION/ANNEXATION.** If, before the Board of Supervisors accepts the Work as complete, the Subdivision is included in territory incorporated as a city or is annexed to an existing city, except as provided in this paragraph, County's rights under this Agreement and/or any deposit, bond, or letter of credit securing said rights shall be transferred to the new or annexing city. Such city shall have all the rights of a third party beneficiary against Subdivider, who shall fulfill all the terms of this Agreement as though Subdivider had contracted with the city originally. The provisions of paragraph 8 (Indemnity) shall continue to apply in favor of the indemnitees listed in paragraph 8.A. upon any such incorporation or annexation.

13. **RECORD MAP.** In consideration hereof, County shall allow Subdivider to file and record the final map or parcel map for said Subdivision.

14. **RIGHT OF ENTRY.** Subdivider hereby consents to entry onto the Subdivision property, and onto any other property over which Subdivider has land rights and upon which any portion of the Work is to be installed pursuant to the improvement plans, by County and its forces, including contractors, for the purpose of inspection, and, in the event of non-performance of this Agreement by Subdivider, completion and/or maintenance of the Work.



# ACKNOWLEDGMENT

A notary public or other officer completing this certificate verifies only the identity of the individual who signed the document to which this certificate is attached, and not the truthfulness, accuracy, or validity of that document.

State of California  
County of Contra Costa )

On 11/7/22 before me, Jessica Moraes, Notary Public  
(insert name and title of the officer)

personally appeared Ryan Parlett & Joel Crawford,  
who proved to me on the basis of satisfactory evidence to be the person(s) whose name(s) is/are subscribed to the within instrument and acknowledged to me that he/she/they executed the same in his/her/their authorized capacity(ies), and that by his/her/their signature(s) on the instrument the person(s), or the entity upon behalf of which the person(s) acted, executed the instrument.

I certify under PENALTY OF PERJURY under the laws of the State of California that the foregoing paragraph is true and correct.

WITNESS my hand and official seal.

Signature \_\_\_\_\_

(Seal)



Subdivision: MS20-0002  
Bond No.: 070218969  
Premium: \$3,089.00  
Any claim under this Bond should be sent  
to the following address:  
Liberty Mutual Surety  
PO Box 34526  
Seattle, WA 98124

**IMPROVEMENT SECURITY BOND  
FOR SUBDIVISION AGREEMENT**  
(Performance, Guarantee and Payment)  
(Gov. Code, §§ 66499-66499.10)

1. **RECITAL OF SUBDIVISION AGREEMENT.** The Principal has executed an agreement with the County of Contra Costa (hereinafter "County") to install and pay for street, drainage and other improvements in Subdivision 20-0002 as specified in the Subdivision Agreement, and to complete said work within the time specified for completion in the Subdivision Agreement, all in accordance with State and local laws and rulings thereunder in order to satisfy conditions for filing of the Final Map or Parcel Map for said subdivision. Under the terms of the Subdivision Agreement, Principal is required to furnish a bond to secure the faithful performance of the Subdivision Agreement and payment to laborers and materialmen.

2. **OBLIGATION.** Civic Park Balfour, LLC, as Principal, and The Ohio Casualty Insurance Company, a corporation organized and existing under the laws of the State of New Hampshire and authorized to transact surety business in California, as Surety, hereby jointly and severally bind ourselves, our heirs, executors, administrators, successors and assigns to the County of Contra Costa, California to pay it:

(A. Performance and Guarantee) FIVE HUNDRED FOURTEEN THOUSAND EIGHT HUNDRED AND 00/100 Dollars (\$ 514,800.00) for itself or any city assignee under the above Subdivision Agreement.

(B. Payment) TWO HUNDRED SIXTY THOUSAND AND 00/100 Dollars (\$ 260,000.00) to secure the claims to which reference is made in Title XV (commencing with Section 3082) of Part 4 of Division III of the Civil Code of the State of California.

3. **CONDITION.** This obligation is subject to the following condition.

A. The condition of this obligation as to Section 2.(A) above is such that if the above bounded Principal, his or its heirs, executors, administrators, successors or assigns, shall in all things stand to and abide by, and well and truly keep and perform the covenants, conditions and provisions in the said agreement and any alteration thereof made as therein provided, on his or their part, to be kept and performed at the time and in the manner therein specified, and in all respects according to their true intent and meaning, and shall indemnify and save harmless the County of Contra Costa (or city assignee), its officers, agents and employees, as therein stipulated, then this obligation shall become null and void; otherwise it shall be and remain in full force and effect.

As part of the obligation secured hereby and in addition to the face amount specified therefor, there shall be included costs and reasonable expenses and fees, including reasonable attorney's fees, incurred by the County of Contra Costa (or city assignee) in successfully enforcing such obligation, and to be taxed as costs and included in any judgment rendered.

B. The condition of this obligation, as to Section 2.(B) above, is such that said Principal and the undersigned as corporate surety are held firmly bound unto the County of Contra Costa and all contractors, subcontractors, laborers, materialmen and other persons employed in the performance of the aforesaid Subdivision Agreement and referred to in the aforesaid Civil Code for materials furnished or labor thereon of any kind, or for amounts due under the Unemployment Insurance Act with respect to this work or labor, and that the Surety will pay the same in an amount not exceeding the amount hereinabove set forth, and also in case suit is brought upon this bond, will pay, in addition to the face amount thereof, costs and reasonable expenses and fees, including reasonable attorney's fees, incurred by the County of Contra Costa (or city assignee) in successfully enforcing such obligation, to be awarded and fixed by the court, and to be taxed as costs and to be included in the judgment therein rendered.


It is hereby expressly stipulated and agreed that this bond shall inure to the benefit of any and all persons, companies, and corporations entitled to file claims under Title 15 (commencing with Section 3082) of Part 4 of Division 3 of the Civil Code, so as to give a right of action to them or their assigns in any suit brought upon this bond.

Should the condition of this bond be fully performed, then this obligation shall become null and void; otherwise it shall be and remain in full force and effect.

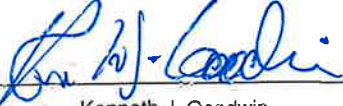
C. No change, extension of time, alteration, or addition to the terms of said Subdivision Agreement or the work to be performed thereunder or any plan or specifications of said work, agreed to by the Principal and the County of Contra Costa (or city assignee) shall relieve any Surety from liability on this bond; and consent is hereby given to make such change, extension of time, alteration or addition without further notice to or consent by Surety; and Surety hereby waives the provisions of Civil Code Section 2819 and holds itself bound without regard to and independently of any action against the Principal whenever taken.

**SIGNED AND SEALED** on November 10, 2022.

Principal: Civic Park Balfour, LLC  
Address: 1500 Willow Pass Court  
Concord, CA Zip: 94520

By:   
Print Name: Joel Crawford  
Title: CFO

Surety: The Ohio Casualty Insurance Company  
Address: 1340 Treat Boulevard, Suite 400  
Walnut Creek, CA Zip: 94597

By:   
Print Name: Kenneth J. Goodwin  
Title: Attorney-in-Fact

[Note: All signatures must be acknowledged. For corporations, two officers must sign. The first signature must be that of the chairman of the board, president, or vice-president; the second signature must be that of the secretary, assistant secretary, chief financial officer, or assistant treasurer. (Civ. Code, § 1190 and Corps. Code, § 313.)]





This Power of Attorney limits the acts of those named herein, and they have no authority to bind the Company except in the manner and to the extent herein stated.

Liberty Mutual Insurance Company
The Ohio Casualty Insurance Company
West American Insurance Company

Certificate No: 8205138-984475

POWER OF ATTORNEY

KNOWN ALL PERSONS BY THESE PRESENTS: That The Ohio Casualty Insurance Company is a corporation duly organized under the laws of the State of New Hampshire, that Liberty Mutual Insurance Company is a corporation duly organized under the laws of the State of Massachusetts, and West American Insurance Company is a corporation duly organized under the laws of the State of Indiana (herein collectively called the "Companies"), pursuant to and by authority herein set forth, does hereby name, constitute and appoint, Amy Chan, John J. Daley, Kenneth J. Goodwin

all of the city of Walnut Creek state of CA each individually if there be more than one named, its true and lawful attorney-in-fact to make, execute, seal, acknowledge and deliver, for and on its behalf as surety and as its act and deed, any and all undertakings, bonds, recognizances and other surety obligations, in pursuance of these presents and shall be as binding upon the Companies as if they have been duly signed by the president and attested by the secretary of the Companies in their own proper persons.

IN WITNESS WHEREOF, this Power of Attorney has been subscribed by an authorized officer or official of the Companies and the corporate seals of the Companies have been affixed thereto this 1st day of April, 2021.



Liberty Mutual Insurance Company
The Ohio Casualty Insurance Company
West American Insurance Company

By: David M. Carey, Assistant Secretary

State of PENNSYLVANIA
County of MONTGOMERY ss

On this 1st day of April, 2021 before me personally appeared David M. Carey, who acknowledged himself to be the Assistant Secretary of Liberty Mutual Insurance Company, The Ohio Casualty Company, and West American Insurance Company, and that he, as such, being authorized so to do, execute the foregoing instrument for the purposes therein contained by signing on behalf of the corporations by himself as a duly authorized officer.

IN WITNESS WHEREOF, I have hereunto subscribed my name and affixed my notarial seal at King of Prussia, Pennsylvania, on the day and year first above written.



Commonwealth of Pennsylvania - Notary Seal
Teresa Pastella, Notary Public
Montgomery County
My commission expires March 28, 2025
Commission number 1126044
Member, Pennsylvania Association of Notaries

By: Teresa Pastella, Notary Public

This Power of Attorney is made and executed pursuant to and by authority of the following By-laws and Authorizations of The Ohio Casualty Insurance Company, Liberty Mutual Insurance Company, and West American Insurance Company which resolutions are now in full force and effect reading as follows:

ARTICLE IV - OFFICERS: Section 12. Power of Attorney.

Any officer or other official of the Corporation authorized for that purpose in writing by the Chairman or the President, and subject to such limitation as the Chairman or the President may prescribe, shall appoint such attorneys-in-fact, as may be necessary to act in behalf of the Corporation to make, execute, seal, acknowledge and deliver as surety any and all undertakings, bonds, recognizances and other surety obligations. Such attorneys-in-fact, subject to the limitations set forth in their respective powers of attorney, shall have full power to bind the Corporation by their signature and execution of any such instruments and to attach thereto the seal of the Corporation. When so executed, such instruments shall be as binding as if signed by the President and attested to by the Secretary. Any power or authority granted to any representative or attorney-in-fact under the provisions of this article may be revoked at any time by the Board, the Chairman, the President or by the officer or officers granting such power or authority.

ARTICLE XIII - Execution of Contracts: Section 5. Surety Bonds and Undertakings.

Any officer of the Company authorized for that purpose in writing by the chairman or the president, and subject to such limitations as the chairman or the president may prescribe, shall appoint such attorneys-in-fact, as may be necessary to act in behalf of the Company to make, execute, seal, acknowledge and deliver as surety any and all undertakings, bonds, recognizances and other surety obligations. Such attorneys-in-fact subject to the limitations set forth in their respective powers of attorney, shall have full power to bind the Company by their signature and execution of any such instruments and to attach thereto the seal of the Company. When so executed such instruments shall be as binding as if signed by the president and attested by the secretary.

Certificate of Designation - The President of the Company, acting pursuant to the Bylaws of the Company, authorizes David M. Carey, Assistant Secretary to appoint such attorneys-in-fact as may be necessary to act on behalf of the Company to make, execute, seal, acknowledge and deliver as surety any and all undertakings, bonds, recognizances and other surety obligations.

Authorization - By unanimous consent of the Company's Board of Directors, the Company consents that facsimile or mechanically reproduced signature of any assistant secretary of the Company, wherever appearing upon a certified copy of any power of attorney issued by the Company in connection with surety bonds, shall be valid and binding upon the Company with the same force and effect as though manually affixed.

I, Renee C. Llewellyn, the undersigned, Assistant Secretary, The Ohio Casualty Insurance Company, Liberty Mutual Insurance Company, and West American Insurance Company do hereby certify that the original power of attorney of which the foregoing is a full, true and correct copy of the Power of Attorney executed by said Companies, is in full force and effect and has not been revoked.

IN TESTIMONY WHEREOF, I have hereunto set my hand and affixed the seals of said Companies this 10th day of November, 2022.



By: Renee C. Llewellyn, Assistant Secretary

Not valid for mortgage, note, loan, letter of credit, currency rate, interest rate or residual value guarantees.

For bond and/or Power of Attorney (POA) verification inquiries, please call 610-832-8240 or email HOSUR@libertymutual.com.

# CALIFORNIA ALL-PURPOSE ACKNOWLEDGMENT

A Notary Public or other officer completing this certificate verifies only the identity of the individual who signed the document to which this certificate is attached, and not the truthfulness, accuracy, or validity of that document.


State of California

County of Contra Costa

On November 10, 2022 before me, Amy K. Chan, Notary Public  
Date Here Insert Name and Title of the Officer

personally appeared Kenneth J. Goodwin  
Name(s) or Signer(s)

who proved to me on the basis of satisfactory evidence to be the person~~(s)~~ whose name~~(s)~~ is/~~are~~ subscribed to the within instrument and acknowledged to me that he/~~she/they~~ executed the same in his/~~her/their~~ authorized capacity~~(ies)~~, and that by his/~~her/their~~ signature~~(s)~~ on the instrument the person~~(s)~~; or the entity upon behalf of which the person~~(s)~~ acted, executed the instrument.



Place Notary Seal Above

I certify under PENALTY OF PERJURY under the laws of the State of California that the foregoing paragraph is true and correct.

WITNESS my hand and official seal.

Signature   
Signature of Notary Public

## OPTIONAL

*Though the information below is not required by law, it may prove valuable to persons relying on the document and could prevent fraudulent removal and reattachment of this form to another document*

### Description of Attached Document

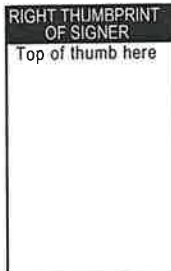
Title or Type of Document Bond Number: 070218969

Document Date: November 10, 2022 Number of Pages: One(01)

Signer(s) Other Than Named Above! N/A

### Capacity(ies) Claimed by Signer(s)

Signer's Name: Kenneth J. Goodwin  
 Individual  
 Corporate Officer --Title(s): \_\_\_\_\_  
 Partner  Limited  General  
 Attorney in Fact  
 Trustee  
 Guardian or Conservator  
 Other: \_\_\_\_\_



Signer Is Representing: \_\_\_\_\_  
The Ohio Casualty  
Insurance Company

Signer's Name: \_\_\_\_\_  
 Individual  
 Corporate Officer --Title(s): \_\_\_\_\_  
 Partner  Limited  General  
 Attorney in Fact  
 Trustee  
 Guardian or Conservator  
 Other: \_\_\_\_\_



Signer Is Representing: \_\_\_\_\_  
 \_\_\_\_\_  
 \_\_\_\_\_

# ACKNOWLEDGMENT

A notary public or other officer completing this certificate verifies only the identity of the individual who signed the document to which this certificate is attached, and not the truthfulness, accuracy, or validity of that document.

State of California  
County of Contra Costa )

On 11/14/22 before me, Cindy Renata Gomez, Notary Public  
(insert name and title of the officer)

personally appeared Joel Crawford,  
who proved to me on the basis of satisfactory evidence to be the person(s) whose name(s) is/are  
subscribed to the within instrument and acknowledged to me that he/she/they executed the same in  
his/her/their authorized capacity(ies), and that by his/her/their signature(s) on the instrument the  
person(s), or the entity upon behalf of which the person(s) acted, executed the instrument.

I certify under PENALTY OF PERJURY under the laws of the State of California that the foregoing paragraph is true and correct.

WITNESS my hand and official seal.

Signature [Handwritten Signature] (Seal)





**Tax Collector's Office**  
625 Court Street  
Finance Building, Room 100  
P. O. Box 631  
Martinez, California 94553-0063  
(925) 957-5280  
(925) 957-2898 (FAX)

# Contra Costa County

**Russell V. Watts**  
County Treasurer-Tax Collector

**Lulis Lopez**  
Assistant Tax Collector

**Danielle Goodbar**  
Tax Operations Supervisor



Date: 11/14/2022

IF THIS TRACT IS NOT FILED PRIOR TO THE DATE TAXES ARE OPEN FOR COLLECTION (R&T CODE 2608) **THIS LETTER IS VOID.**

This will certify that I have examined the map of the proposed subdivision entitled:

<u>Tract / MS #</u>	<u>City</u>	<u>T.R.A.</u>
20-002	Brentwood	58030

Parcel #: 007-010-006-0

and have determined from the official tax records that there are no unpaid County taxes heretofore levied on the property included in the map.

The 2022-2023 tax lien has been paid in full. Our estimate of the 2023-2024 tax lien, which became a Lien on the **1st day of January, 2023** is :

**\$0.00**

Our estimate for Supplementals taxes is:

**\$2,530.00**

This tract is not subject to a 1915 Act Bond.

The amount calculated is **void** 45 days from the date of this letter, unless this letter is accompanied with security approved by the Contra Costa County Tax Collector **Subdivision bond must be presented to the County Tax Collector for review and approval of adequacy of security prior to filing with the Clerk of the Board of Supervisors.**

RUSSEL V. WATTS  
Treasurer-Tax Collector

By: Danielle Goodbar



Contra  
Costa  
County

To: Board of Supervisors  
From: Brian M. Balbas, Public Works Director/Chief Engineer  
Date: December 6, 2022

Subject: APPROVE a Contract Amendment with Psomas for GIS Technical Support Services

---

**RECOMMENDATION(S):**

APPROVE and AUTHORIZE the Chief Engineer, Contra Costa County Flood Control and Water Conservation district, or designee, to execute, on behalf of the Contra Costa Clean Water Program, a contract amendment with Psomas, to extend the term through December 31, 2023, for on-call geographic information system (GIS) technical support services, with no change to the payment limit, Countywide.

**FISCAL IMPACT:**

No fiscal impact.

**BACKGROUND:**

The Contra Costa Clean Water Program (the “CCCWP”) consists of Contra Costa County, its 19 incorporated cities/towns and the Contra Costa County Flood Control and Water Conservation District (hereinafter referred to collectively as “Permittees”). The CCCWP was established in 1991 through a Program Agreement in response to the 1987 amendments to the Federal Clean Water Act (the “CWA”), which established a framework for regulating municipal stormwater discharges under the National Pollutant Discharge Elimination System (“NPDES”) Permit Program. The United States Environmental Protection Agency (the “USEPA”)

---

APPROVE

OTHER

RECOMMENDATION OF CNTY ADMINISTRATOR

RECOMMENDATION OF BOARD COMMITTEE

---

Action of Board On: 12/06/2022  APPROVED AS RECOMMENDED  OTHER

Clerks Notes:

**VOTE OF SUPERVISORS**

AYE: John Gioia, District I Supervisor  
Candace Andersen, District II Supervisor  
Diane Burgis, District III Supervisor  
Karen Mitchoff, District IV Supervisor  
Federal D. Glover, District V Supervisor

I hereby certify that this is a true and correct copy of an action taken and entered on the minutes of the Board of Supervisors on the date shown.

ATTESTED: December 6, 2022

Monica Nino, County Administrator and Clerk of the Board of Supervisors

By: Stacey M. Boyd, Deputy

Contact: Karin Graves, 925-313-2042

cc:

BACKGROUND: (CONT'D)

published final rules implementing the 1987 CWA amendments in November 1990. The rules mandate that Permittees obtain and implement stormwater permits designed to reduce and eliminate the discharge of pollutants into and from Municipal Separate Storm Sewer Systems (the “MS4s”) they own and operate. Through the CCCWP, Permittees conduct many of the mandated activities collectively (referred to as “Group Activities”), such as water quality monitoring, special studies, and public education. The roles and responsibilities of the CCCWP and Permittees are outlined in the Contra Costa Clean Water Program Agreement, which was last updated and adopted by all Permittees in June 2010. The current San Francisco Bay Region Municipal Regional Stormwater NPDES Permit No. CAS612008, Order R2-2022-0018 (“Permit”), was issued in May of 2022.

Psomas is uniquely qualified to provides stormwater-related technical support and expertise for development, modification, customization, and configuration of the geographic information system (GIS) tools, applications, maps, and reports along with other technical assistance. In order to continue ongoing permit compliance activities, CCCWP staff, on behalf of the Permittees, respectfully request approval of this contract amendment with Psomas to extend the term through December 31, 2023.

CONSEQUENCE OF NEGATIVE ACTION:

Without the approval of the Board of Supervisors, the CCCWP, 19 Cities and Towns, Contra Costa County, and the Flood Control District will be unable to meet the NPDES Permit requirements set forth by the San Francisco Bay Region Municipal Regional Stormwater NPDES Permit No. CAS612008, Order R2-2022-0018 .



Contra  
Costa  
County

To: Contra Costa County Flood Control District Board of Supervisors  
From: Brian M. Balbas, Public Works Director/Chief Engineer  
Date: December 6, 2022

**Subject:** Amendment to the Agreement with the California Department of Water Resources: Flood Emergency Response Projects Grant Program — Statewide.

---

**RECOMMENDATION(S):**

Acting as the governing body of the Contra Costa County Flood Control and Water Conservation District (Flood Control District), APPROVE and AUTHORIZE the Chief Engineer, or designee, to execute an amendment to the agreement with the California Department of Water Resources: Flood Emergency Response Projects Grant Program — Statewide, to extend the term through April 29, 2024, with no change in the grant amount, Concord, Danville, Martinez, Pacheco, Pinole, Pleasant Hill, Rodeo, San Pablo, Richmond, and Walnut Creek areas.

**FISCAL IMPACT:**

The amount of the \$374,000 grant from the State will not be increased. Any incidental costs associated with the project and not covered by the grant will be paid for by Flood Control District funds (Project No. 7505-6F8117).

**BACKGROUND:**

In 2014, the County applied for and received a grant from the Department of Water Resources for \$206,500 under the first round of the Flood Emergency Response Projects Grant Program — Statewide: State Contract No. 4600012938. This grant was for 10 stream gauges to

---

APPROVE  OTHER  
 RECOMMENDATION OF CNTY ADMINISTRATOR  RECOMMENDATION OF BOARD COMMITTEE

---

Action of Board On: **12/06/2022**  APPROVED AS RECOMMENDED  OTHER

Clerks Notes:

**VOTE OF SUPERVISORS**

AYE: John Gioia, District I Supervisor  
Candace Andersen, District II Supervisor  
Diane Burgis, District III Supervisor  
Karen Mitchoff, District IV Supervisor  
Federal D. Glover, District V Supervisor

I hereby certify that this is a true and correct copy of an action taken and entered on the minutes of the Board of Supervisors on the date shown.

ATTESTED: December 6, 2022

Monica Nino, County Administrator and Clerk of the Board of Supervisors

By: Stacey M. Boyd, Deputy

Contact: Mark Boucher, (925) 313-2274

cc: Allison Knapp, Deputy Chief Engineer, Tim Jensen, Flood Control, Mark Boucher, Flood Control, Catherine Windham, Flood Control



BACKGROUND: (CONT'D)

be installed on nonlegal Delta streams and for our RainMap webpage ([www.cccounty.us/RainMap](http://www.cccounty.us/RainMap)). The work on that project was completed in December 2017. We were able to find cost savings for some materials and amend the grant agreement to add one stream gauge for a total of 11 new stream gauges under that grant.

On February 4, 2020, the Board of Supervisors approved a second grant agreement with the State of California in the amount of \$374,000 for the establishment of flood-stage elevations at 12 of our stream gauges. We are continuing to perform records research, field and office surveying, and computer modeling to establish the elevations at each stream gauge where we estimate flooding could occur in the general area upstream and downstream of the stream gauges.

The established flood-stage elevations will be shown on plots on our RainMap so that the general public will be able to view the stream stages and see how close to flood stage the streams are. It will heighten the public's awareness of the stream conditions during areawide flood watches that are proclaimed by the Department of Water Resources and/or the National Weather Service. We will also communicate these flood stages and stream gauge information with the County Office of Emergency Services and other jurisdictions, such as cities and park districts.

The Flood Control District requested, and the State Department of Water Resources agreed, that the agreement be amended to extend the term one year due to a COVID-19 related start delay, staffing attrition, and staffing changes that reduced the availability of qualified staff to work on the project.

CONSEQUENCE OF NEGATIVE ACTION:

Without the Board of Supervisors' approval, the Flood Control District may not be able to complete the grant funded project by the original deadline and may be required to return grant funds already received for the project.

ATTACHMENTS

Amendment with CDWR

**AMENDMENT 1  
STATE OF CALIFORNIA  
THE NATURAL RESOURCES AGENCY  
DEPARTMENT OF WATER RESOURCES  
FIRST AMENDMENT TO AGREEMENT  
BETWEEN THE STATE OF CALIFORNIA DEPARTMENT OF WATER RESOURCES  
AND CONTRA COSTA COUNTY FLOOD CONTROL AND WATER CONSERVATION DISTRICT  
UNDER THE FLOOD EMERGENCY RESPONSE PROJECTS –  
STATEWIDE GRANT ROUND 3**

On April 29, 2020, the State of California Department of Water Resources (hereinafter called the STATE), and the Contra Costa County Flood Control and Water Conservation District (hereinafter called the FUNDING RECIPIENT) entered into an Agreement for the purpose of improving local flood emergency response. The project is designed to increase the capacity for locals to respond to flood threats through enhancements to planning, training and equipment.

The STATE and FUNDING RECIPIENT now desire to amend the April 29, 2020 Agreement.

The April 29, 2020 Agreement is hereby amended by this instrument, Amendment 1, to be effective as of the date of execution. This Amendment is necessary to fulfill the intent and purpose of the April 29, 2020 Agreement.

The STATE and FUNDING RECIPIENT hereby agree to the following modifications:

1. Section 2, Term of Funding Agreement, is replaced in its entirety with: **“The term of this Funding Agreement begins on the date this Funding Agreement is executed by the State, through final payment plus three (3) years unless otherwise terminated or amended as provided in this Agreement. However, all work shall be completed by April 29, 2024, and no funds may be requested after October 31, 2024.”.**
2. Exhibit C, Schedule, is replaced in its entirety with the attached revised Exhibit C.
3. Revise Exhibit D, Standard Conditions, to add **Paragraph D.48., Russia Sanctions Executive Order: On March 4, 2022, the Governor issued Executive Order N-6-22 (the EO) regarding Economic Sanctions against Russia and Russian entities and individuals. The EO may be found at: <https://www.gov.ca.gov/wp-content/uploads/2022/03/3.4.22-Russia-Ukraine-Executive-Order.pdf>. “Economic Sanctions” refers to sanctions imposed by the U.S. government in response to Russia’s actions in Ukraine, as well as any sanctions imposed under State law. The EO directs DWR to terminate funding agreements with, and to refrain from entering any new agreements with, individuals or entities that are determined to be a target of Economic Sanctions. Accordingly, should the State determine that the Funding Recipient is a target of Economic Sanctions or is**

**conducting prohibited transactions with sanctioned individuals or entities, that shall be grounds for termination of this Agreement. The State shall provide the Funding Recipient advance written notice of such termination, allowing the Funding Recipient at least 30 calendar days to provide a written response. Termination shall be at the sole discretion of the State.**

All other terms and conditions of the April 29, 2020 Agreement remain unchanged

CONTRA COSTA COUNTY FLOOD  
CONTROL AND WATER CONSERVATION  
DISTRICT

STATE OF CALIFORNIA  
DEPARTMENT OF WATER RESOURCES

By: \_\_\_\_\_  
Brian Balbas  
Chief Engineer

By: \_\_\_\_\_  
Jeremy Hill, Manager  
Hydrology and Flood Operations Branch

Date: \_\_\_\_\_

Date: \_\_\_\_\_

Approved as to Legal Form and Sufficiency

Approved as to Legal Form and Sufficiency

By: \_\_\_\_\_  
Michael George  
Deputy County Counsel

By: \_\_\_\_\_ For  
Robin Brewer, Assistant General Counsel  
Office of the General Counsel

Date: \_\_\_\_\_

Date: \_\_\_\_\_

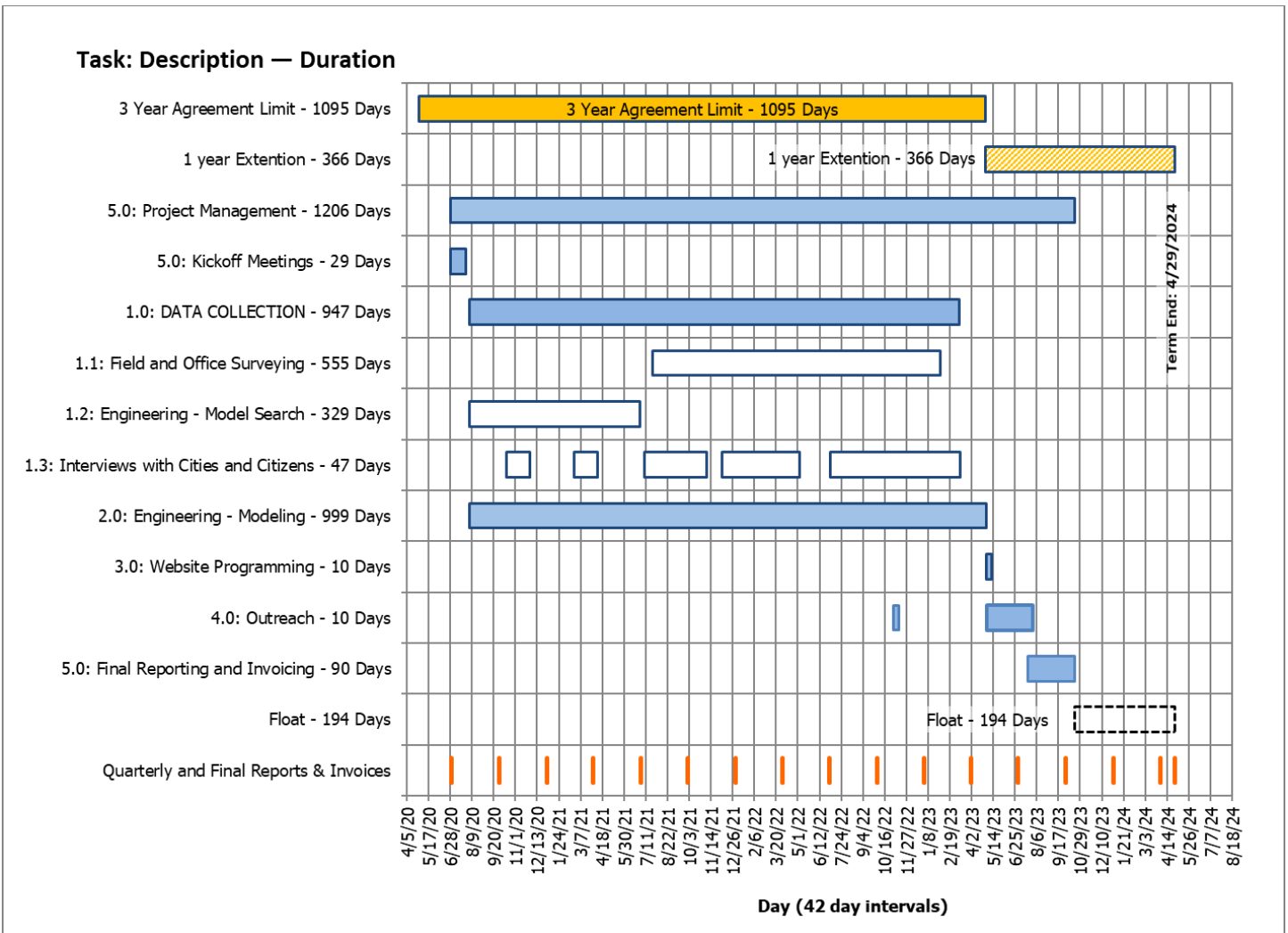
**Exhibit C**  
**Schedule**

**Table C1 — Schedule**

Task	Description	Start Date	Duration	End	Working Days*
	<b>3 Year Agreement Limit</b>	<b>4/29/2020</b>	1,095	4/29/2023	757
	<b>1 year Extention</b>	<b>4/29/2023</b>	366	4/29/2024	
5.0	<b>Project Management</b>	6/29/2020	1,206	10/18/2023	838
5.0	<b>Kickoff Meetings</b>	6/29/2020	29	7/28/2020	22
1.0	DATA COLLECTION	8/5/2020	947	3/10/2023	653
1.1	Field and Office Surveying	7/25/2021	555	1/31/2023	382
1.2	Engineering - Model Search	8/5/2020	329	6/30/2021	227
1.3	<b>Interviews with Cities and Citizens</b>	10/14/2020	387	9/15/2022	483
2.0	<b>Engineering - Modeling</b>	8/5/2020	999	5/1/2023	689
3.0	<b>Website Programming</b>	5/1/2023	10	5/11/2023	9
4.0	<b>Outreach</b>	5/11/2023	70	7/20/2023	51
5.0	<b>Final Reporting and Invoicing</b>	7/20/2023	90	10/18/2023	65
	<b>Float</b>	10/18/2023	194	4/29/2024	139

\*Working days exclude weekends and holidays.

Figure C1 – Schedule





Contra  
Costa  
County

To: Board of Supervisors  
From: Monica Nino, County Administrator  
Date: December 6, 2022

Subject: Claims

---

**RECOMMENDATION(S):**

DENY claim filed by THC - Orange County, LLC (dba Kindred Hospital San Francisco Bay Area).

**FISCAL IMPACT:**

No fiscal impact.

**BACKGROUND:**

DENY claim filed by THC - Orange County, LLC (dba Kindred Hospital San Francisco Bay Area): Breach of contract claim for unreimbursed medical treatment in the amount of \$387,510.

**CONSEQUENCE OF NEGATIVE ACTION:**

Not acting on the claims could extend the claimants' time limits to file actions against the County.

---

APPROVE

OTHER

RECOMMENDATION OF CNTY ADMINISTRATOR

RECOMMENDATION OF BOARD COMMITTEE

---

Action of Board On: **12/06/2022**  APPROVED AS RECOMMENDED  OTHER

Clerks Notes:

**VOTE OF SUPERVISORS**

AYE: John Gioia, District I Supervisor  
Candace Andersen, District II Supervisor  
Diane Burgis, District III Supervisor  
Karen Mitchoff, District IV Supervisor  
Federal D. Glover, District V Supervisor

I hereby certify that this is a true and correct copy of an action taken and entered on the minutes of the Board of Supervisors on the date shown.

ATTESTED: December 6, 2022

Monica Nino, County Administrator and Clerk of the Board of Supervisors

By: Stacey M. Boyd, Deputy

Contact: Risk Management

cc:



Contra  
Costa  
County

To: Board of Supervisors  
From: Anna Roth, Health Services Director  
Date: December 6, 2022

Subject: Declare Vacancy on the Hazardous Materials Commission

---

**RECOMMENDATION(S):**

DECLARE vacant Hazardous Materials Commission Business Seat 3 previously held by Don Bristol, and

DIRECT the Clerk of the Board to post the vacancy, as recommended by the Health Services Director.

**FISCAL IMPACT:**

There is no fiscal impact for this action.

**BACKGROUND:**

The Hazardous Materials Commission was established in 1986 to advise the Board of Supervisors, County staff and the mayor's council members, and staffs of the cities within the County, on issues related to the development, approval and administration of the County Hazardous Waste Management Plan. Specifically, the Board of Supervisors charged the Commission with drafting a hazardous materials storage and transportation plan and ordinance, coordinating the implementation of the hazardous materials release response plan and inventory program, and to analyze and develop recommendations regarding hazardous materials issues with consideration to broad public input, and report back to the Board on Board referrals. The bylaws of the Commission provide that Business Seat 3 be appointed by the Board of Supervisors. The term of the seat expires on December 31, 2024.

Mr. Bristol vacated the seat due to personal reasons.

---

APPROVE

OTHER

RECOMMENDATION OF CNTY ADMINISTRATOR

RECOMMENDATION OF BOARD COMMITTEE

---

Action of Board On: 12/06/2022  APPROVED AS RECOMMENDED  OTHER

Clerks Notes:

**VOTE OF SUPERVISORS**

AYE: John Gioia, District I Supervisor  
Candace Andersen, District II Supervisor  
Diane Burgis, District III Supervisor  
Karen Mitchoff, District IV Supervisor  
Federal D. Glover, District V Supervisor

I hereby certify that this is a true and correct copy of an action taken and entered on the minutes of the Board of Supervisors on the date shown.

ATTESTED: December 6, 2022

Monica Nino, County Administrator and Clerk of the Board of Supervisors

By: Stacey M. Boyd, Deputy

Contact: Michael Kent, (925) 250-3227

cc:



CONSEQUENCE OF NEGATIVE ACTION:

The seat will remain unfilled, and this will potentially make it more difficult to achieve a quorum and will potentially lessen the viewpoint of the Taxpayers Association in Commission deliberations.

AGENDA ATTACHMENTS

MINUTES ATTACHMENTS

Vacancy Notice

**Contra  
Costa  
County**



**NOTICE**

The Board of Supervisors will make appointments to fill existing advisory body vacancies. Interested citizens may submit written applications for vacancies to the following address:

Clerk of the Board of Supervisors  
1025 Escobar Street, 1<sup>st</sup> Floor  
Martinez, CA 9455

**Board, Commission, or Committee**

**Appointments will be made after**

Hazardous Materials Commission  
*Seat: Business Seat 3*

December 20, 2022

I, Monica Nino, Clerk of the Board of Supervisors and the County Administrator, hereby certify that, in accordance with Section 54974 of the Government Code, the above notice of vacancy (vacancies) will be posted on December 6, 2022.

I hereby certify that this is a true and correct copy of an action taken and entered on the minutes of the Board of Supervisors on the date shown.

Attested: December 6, 2022

Monica Nino, Clerk of the Board of Supervisors  
And County Administrator

By:   
Deputy Clerk

cc: Hard Copy to Clerk of the Board Lobby  
Hard Copy to Minutes File  
Soft Copy .DOCX to M:\5-Notices and Postings  
Soft Copy .PDF to S:\Minutes Attachments\Minutes 2020  
Soft Copy .PDF to M:\1- Committee Files and Applications



Contra  
Costa  
County

To: Board of Supervisors  
From: Anna Roth, Health Services Director  
Date: December 6, 2022

**Subject:** Medical Staff Appointments and Reappointments – November 14, 2022

---

**RECOMMENDATION(S):**

APPROVE the new medical staff, affiliates and tele-radiologist appointments and reappointments, additional privileges, medical staff advancement, and voluntary resignations as recommended by the Medical Staff Executive Committee, at their November 14, 2022 meeting, and by the Health Services Director.

**FISCAL IMPACT:**

There is no fiscal impact for this action.

**BACKGROUND:**

The Joint Commission on Accreditation of Healthcare Organizations has requested that evidence of Board of Supervisors approval for each Medical Staff member be placed in his or her Credentials File. The above recommendations for appointment/reappointment were reviewed by the Credentials Committee and approved by the Medical Executive Committee.

**CONSEQUENCE OF NEGATIVE ACTION:**

If this action is not approved, the Contra Costa Regional Medical and Contra Costa Health Centers' medical staff would not be appropriately credentialed and not be in compliance with The Joint Commission on Accreditation of Healthcare Organizations.

APPROVE

OTHER

RECOMMENDATION OF CNTY ADMINISTRATOR

RECOMMENDATION OF BOARD COMMITTEE

Action of Board On: **12/06/2022**  APPROVED AS RECOMMENDED  OTHER

Clerks Notes:

**VOTE OF SUPERVISORS**

AYE: John Gioia, District I Supervisor  
Candace Andersen, District II Supervisor  
Diane Burgis, District III Supervisor  
Karen Mitchoff, District IV Supervisor  
Federal D. Glover, District V Supervisor

I hereby certify that this is a true and correct copy of an action taken and entered on the minutes of the Board of Supervisors on the date shown.

ATTESTED: December 6, 2022

Monica Nino, County Administrator and Clerk of the Board of Supervisors

By: Stacey M. Boyd, Deputy

Contact: Gina Soleimanieh, 925-370-5182

cc:

ATTACHMENTS

November List

ANNA M. ROTH, R.N., M.S., M.P.H.  
HEALTH SERVICES DIRECTOR

SAMIR B. SHAH, M.D., F.A.C.S.  
CHIEF EXECUTIVE OFFICER  
CONTRA COSTA REGIONAL MEDICAL CENTER  
AND HEALTH CENTERS  
& CHIEF MEDICAL OFFICER  
CONTRA COSTA HEALTH SERVICES



CONTRA COSTA REGIONAL  
MEDICAL CENTER  
AND HEALTH CENTERS

2500 Alhambra Avenue  
Martinez, California 94553-3156  
Ph 925-370-5000

### **A. Applications for Staff Membership**

<b>Applicant</b>	<b>Department/ Speciality</b>
Abdulhussein, Murtadha, MD	Psychiatry/Psychology
Davis, Michelle, MD	Emergency Medicine
Loeza, Joanna, MD	OB/GYN
Mokhtare, Shahrzad, MD	DFAM
Paul, Gregory, MD	Psychiatry/Psychology
Sadarangani, Sonia, MD	DFAM

### **B. Applications for Staff Affiliation**

<b>Applicant</b>	<b>Department</b>
Bailey, Karla, NP	DFAM
Inton, Zosima, FNP	DFAM

### **C. Provisional Staff: Evaluations**

#### **12 Month Evaluations**

<b>Provider</b>	<b>Department</b>
Scott, Sara, MD	DFAM
Hill, Alexandra, MD	Emergency
Tafoya, Chelsea, MD	Emergency
Tafoya, Matthew, MD	Emergency
Bhela, Serena, MD	Internal Medicine/Neph
Shah, Amish, MD	Internal Medicine/Pulm

### **D. Staff Advancing to Non-Provisional**

<b>Provider</b>	<b>Department</b>	<b>Staff Status</b>
Elsenhimer, Kaitlin, MD	OB/GYN	Active

### **E. Biennial Reappointments**

<b>Provider</b>	<b>Department</b>	<b>Staff Status</b>
Chu Fantini, Eveline, MD	DFAM	A
Graham, Oliver, MD	Hospital Medicine	A
Hiner, Sharon, MD	Internal Medicine	A
Van Handel, Mark, MD	Internal Medicine	A
Wang, Lili, MD	Internal Medicine	A
Bliss, Judith, MD	OB/GYN	A

Das, Shweta, MD	Pathology	A
Dogan, Ozge, MD	Pediatrics	A
Srivastav, Shivani, MD	Pediatrics	A
Styles, Sarah, DO	Pediatrics	C
Okoye, Uchenna, MD	Psychiatry/Psychology	A
Miller, Margaret, MD	Psychiatry/Psychology	A
Schwartz, David, MD	Psychiatry/Psychology	C
Beadles, Kevin, MD	Surgery	A
Gynn, Michael, MD	Surgery	A
Tang, Edward, MD	Surgery	A
Wiregard, Yana, MD	Surgery	A

#### **F. Biennial Renewal of Privileges**

<b>Provider</b>	<b>Department</b>	<b>Staff Category</b>
Longoria, Anthony, NP	DFAM	AFF
Moghaddam, Amennah, NP	DFAM	AFF
Murguia, Sandra, FNP	OB/GYN	AFF
Pak, Lauren, NP	Pediatrics	AFF

#### **G. Biennial Reappointments for Teleradiologists (vRad)**

<b>Provider</b>	<b>Department</b>
Donohoo, Jay, MD	Diagnostic Imaging
Pratt, Alan, MD	Diagnostic Imaging

#### **H. Voluntary Resignation**

<b>Provider</b>	<b>Department</b>
Johnson, Kermit, MD	Psychiatry/Psychology
Kuruvilla, Pramita, MD	Critical Care
Mandell, Joanna, MD	DFAM
Miller, Laura, NP	DFAM
Rayikanti, Benjamin, MD	Anesthesia





Contra  
Costa  
County

To: Board of Supervisors  
From: Marla Stuart, Employment and Human Services Director  
Date: December 6, 2022

Subject: Measure X Funding Transfer – EHSD – Administration to EHSD Workforce Development Board (WDB)

---

**RECOMMENDATION(S):**

APPROVE Appropriation Adjustment No.005022 authorizing the transfer of current year appropriation of \$1,750,000 from the Employment and Human Services Department (EHSD) Administration Department to the Workforce Development Board (WDB), for the start-up and on-going costs for the County Youth Centers, as recommended by the Employment and Human Services Director.

**FISCAL IMPACT:**

On February 22, 2022 the Board of Supervisors approved the Measure X Sales Tax Revenue Allocation. Included in this board order, the Employment and Human Services Department was identified to receive a budget of \$1,750,000 for the start-up and on-going costs to operate 2 County Youth Centers, using Measure X funding. The funding was budgeted in the EHSD Administration budget. This Board Order seeks to transfer that budget from the EHSD Administration Department to the EHSD Workforce Development Board.

**BACKGROUND:**

EHSD Administration (Admin) appropriations will be reduced by \$1,750,000 and transferred to EHSD Workforce Development Board (WDB). This consists of 100% Measure X funds budgeted in FY 22/23 and no additional County general fund costs will result from this adjustment.

---

APPROVE

OTHER

RECOMMENDATION OF CNTY ADMINISTRATOR

RECOMMENDATION OF BOARD COMMITTEE

---

Action of Board On: 12/06/2022  APPROVED AS RECOMMENDED  OTHER

Clerks Notes:

**VOTE OF SUPERVISORS**

AYE: John Gioia, District I Supervisor  
Candace Andersen, District II Supervisor  
Diane Burgis, District III Supervisor  
Karen Mitchoff, District IV Supervisor  
Federal D. Glover, District V Supervisor

I hereby certify that this is a true and correct copy of an action taken and entered on the minutes of the Board of Supervisors on the date shown.

ATTESTED: December 6, 2022

Monica Nino, County Administrator and Clerk of the Board of Supervisors

By: Stacey M. Boyd, Deputy

Contact: Chris Dunn, 925-608-4859

cc:



CONSEQUENCE OF NEGATIVE ACTION:

Appropriations will not be properly allocated to operate Youth Centers, which are critical to vulnerable youth in at-risk communities.

AGENDA ATTACHMENTS

TC27\_AP005022

MINUTES ATTACHMENTS

Signed Approp Adj 5022


CONTRA COSTA COUNTY  
 APPROPRIATION ADJUSTMENT  
**T/C 27**

AUDITOR-CONTROLLER USE ONLY  
 FINAL APPROVAL NEEDED BY:

- BOARD OF SUPERVISORS
- COUNTY ADMINISTRATOR
- AUDITOR CONTROLLER

ACCOUNT CODING		DEPARTMENT : AGENCY 19 - EHSD					
ORGANIZATION	EXPENDITURE SUB-ACCOUNT	EXPENDITURE ACCOUNT DESCRIPTION	<DECREASE>		INCREASE		
5101	2479	OTHER SPECIAL DPMTAL EXP	1,750,000	00			
5610	2479	OTHER SPECIAL DPMTAL EXP			1,750,000		
TOTALS			1,750,000	00	1,750,000	00	

APPROVED

AUDITOR-CONTROLLER:  
 BY:  DATE 11/4/22

COUNTY ADMINISTRATOR:  
 BY: \_\_\_\_\_ DATE \_\_\_\_\_

BOARD OF SUPERVISORS:


YES:

NO:

BY: \_\_\_\_\_ DATE \_\_\_\_\_

EXPLANATION OF REQUEST

To transfer appropriated Measure X funding that was budgeted under EHSD Admin for FY 22/23 and to transfer to Workforce Development Board (WDB) for Start-up and On-going costs for the Youth Centers.

 11/3/22

Erik Brown EHS D Interim CFO

SIGNATURE TITLE DATE


APPROPRIATION APOO 5022

ADJ. JOURNAL NO.

CONTRA COSTA COUNTY APPROPRIATION ADJUSTMENT <b>T/C 27</b>	<b>AUDITOR-CONTROLLER USE ONLY</b> FINAL APPROVAL NEEDED BY: <input checked="" type="checkbox"/> BOARD OF SUPERVISORS <input checked="" type="checkbox"/> COUNTY ADMINISTRATOR <input checked="" type="checkbox"/> AUDITOR CONTROLLER
--	---

ACCOUNT CODING		DEPARTMENT : AGENCY 19 - EHS					
ORGANIZATION	EXPENDITURE SUB-ACCOUNT	EXPENDITURE ACCOUNT DESCRIPTION	<DECREASE>			INCREASE	
5101	2479	OTHER SPECIAL DPMTAL EXP	1,750,000	00			
5610	2479	OTHER SPECIAL DPMTAL EXP				1,750,000	
<b>TOTALS</b>			1,750,000	00		1,750,000	00

**APPROVED**

**AUDITOR-CONTROLLER:**  
 BY:  DATE 11/4/22

**COUNTY ADMINISTRATOR:**  
 BY: \_\_\_\_\_ DATE \_\_\_\_\_

**BOARD OF SUPERVISORS:**


YES: Gioia, Andersen, Burgis, Mitchoff, Glover

NO: None

BY: \_\_\_\_\_ DATE 12/06/2022

**EXPLANATION OF REQUEST**

To transfer appropriated Measure X funding that was budgeted under EHS Admin for FY 22/23 and to transfer to Workforce Development Board (WDB) for Start-up and On-going costs for the Youth Centers.

 11/3/22

Erik Brown	EHS Interim CFO
SIGNATURE	TITLE
DATE	DATE
APPROPRIATION	APOO <u>5022</u>
ADJ. JOURNAL NO.	



Contra  
Costa  
County

To: Board of Supervisors  
From: David O. Livingston, Sheriff-Coroner  
Date: December 6, 2022

Subject: Appropriation Adjustment - Axon Tasers for Office of the Sheriff

---

**RECOMMENDATION(S):**

APPROVE Appropriations and Revenue Adjustment No.005025 authorizing new revenue in the amount of \$600,000 from Service Area P-6 funding and appropriating it in the Sheriff's Office (0255) Training Division (2501) for the purchase of Tasers.

**FISCAL IMPACT:**

This action increases revenues and appropriations by \$600,000. There is no impact on the County General Fund. This purchase is to be funded through Sheriff's budget Org# 2501 using the Service Area P-6 Ad Valorem Property Tax fund.

**BACKGROUND:**

The Contra Costa County Office of the Sheriff's current stock of TASER Conducted Energy Weapon systems, Axon Enterprise's X26P, has reached its five-year recommended use life span and needs to be replaced. Per Axon, the X26P will soon be discontinued and no longer manufactured due to its dated technology. The Office of the Sheriff would like to purchase the Taser 7, also manufactured by Axon Enterprises, as a replacement of the X26P weapons systems. The Taser 7 is Axon Enterprise's newest model and has improved technology and features that are in more in line with today's law enforcement industry standards. The Taser weapons system has proven to be an essential tool for the Office of the Sheriff personnel, and has proven to be highly effective in subduing combative/assaultive subjects while reducing the potential for injury to both the deputy and the suspect.

---

APPROVE

OTHER

RECOMMENDATION OF CNTY ADMINISTRATOR

RECOMMENDATION OF BOARD COMMITTEE

---

Action of Board On: 12/06/2022  APPROVED AS RECOMMENDED  OTHER

Clerks Notes:

**VOTE OF SUPERVISORS**

AYE: John Gioia, District I Supervisor  
Candace Andersen, District II Supervisor  
Diane Burgis, District III Supervisor  
Karen Mitchoff, District IV Supervisor  
Federal D. Glover, District V Supervisor

I hereby certify that this is a true and correct copy of an action taken and entered on the minutes of the Board of Supervisors on the date shown.

ATTESTED: December 6, 2022

Monica Nino, County Administrator and Clerk of the Board of Supervisors

By: Stacey M. Boyd, Deputy

Contact: Heike Anderson, (925) 655-0023

cc: Heike Anderson, Alycia Rubio, Paul Reyes

CONSEQUENCE OF NEGATIVE ACTION:

Failure to approve this appropriation adjustment could result in the Office of the Sheriff not being able to purchase equipment necessary to ensure Public Safety.

AGENDA ATTACHMENTS

TC24/27 AP005025


MINUTES ATTACHMENTS


Signed Approp Adj 5025

CONTRA COSTA COUNTY  
ESTIMATED REVENUE ADJUSTMENT  
T/C 24

ACCOUNT CODING		BUDGET UNIT: (0255) Office of the Sheriff (7656) Serv Area (PL6)			
ORGANIZATION	REVENUE ACCOUNT	REVENUE ACCOUNT DESCRIPTION	INCREASE		<DECREASE>
2501	9956	TRANSFERS - GOV/GOV	600,000	00	
TOTALS			600,000	00	0 00

APPROVED

AUDITOR-CONTROLLER:  
BY:  DATE 11-22-2022

COUNTY ADMINISTRATOR:  
BY:  DATE 12/1/22

BOARD OF SUPERVISORS:


YES:

NO:

BY: \_\_\_\_\_ DATE \_\_\_\_\_

EXPLANATION OF REQUEST

To appropriate new revenue from Advalorem 7656 (265600) to SO Training 2501 (100300) for purchase of Tasers.

 Fiscal Officer  
SIGNATURE TITLE

11/15/2022  
DATE

REVENUE ADJ. RA00 5025  
JOURNAL NO.

CONTRA COSTA COUNTY  
APPROPRIATION ADJUSTMENT

T/C 27

AUDITOR-CONTROLLER USE ONLY

FINAL APPROVAL NEEDED BY:

BOARD OF SUPERVISORS

COUNTY ADMINISTRATOR

ACCOUNT CODING		BUDGET UNIT: (0255) Office of the Sheriff (7656) Serv Area (PL6)			
ORGANIZATION	EXPENDITURE SUB-ACCOUNT	EXPENDITURE ACCOUNT DESCRIPTION	<DECREASE>		INCREASE
2501	2479	OTHER SPECIAL DPMTAL EXP			600,000 00
7656	5016	TRANSFERS - GOV/GOV			600,000 00
7656	5011	REIMBURSEMENT-GOV/GOV	600,000	00	
TOTALS			600,000	00	1,200,000 00

APPROVED

AUDITOR-CONTROLLER:

BY: [Signature] DATE 11-22-2002

COUNTY ADMINISTRATOR:

BY: [Signature] DATE 12/1/22

BOARD OF SUPERVISORS:

YES:

NO:

BY: \_\_\_\_\_ DATE \_\_\_\_\_

EXPLANATION OF REQUEST

To appropriate new revenue from Advalorem 7656 (265600) to SO Training 2501 (100300) for purchase of Tasers.

[Signature]

SIGNATURE TITLE DATE

Fiscal Officer

11/15/2022

APPROPRIATION APOO

5025

ADJ. JOURNAL NO.



CONTRA COSTA COUNTY  
ESTIMATED REVENUE ADJUSTMENT  
T/C 24

C.14

ACCOUNT CODING		BUDGET UNIT: (0265) Office of the Sheriff (7656) Serv Area (PL6)			
ORGANIZATION	REVENUE ACCOUNT	REVENUE ACCOUNT DESCRIPTION	INCREASE		<DECREASE>
2501	9956	TRANSFERS - GOV/GOV	600,000	00	
TOTALS			600,000	00	0 00

APPROVED

AUDITOR-CONTROLLER:

BY: *[Signature]* DATE 11-22-2022

COUNTY ADMINISTRATOR:

BY: *[Signature]* DATE 12/1/22

BOARD OF SUPERVISORS:

YES: Gioia, Andersen, Burgis, Mitchoff, Glover

NO: None

EXPLANATION OF REQUEST

To appropriate new revenue from Advalorem 7656 (265600)  
to SO Training 2501 (100300) for purchase of Tasers.

*[Signature]* Fiscal Officer 11/15/2022  
SIGNATURE TITLE DATE

BY: \_\_\_\_\_ DATE 12/06/2022

REVENUE ADJ. JOURNAL NO. RAOO 5025

CONTRA COSTA COUNTY  
 APPROPRIATION ADJUSTMENT  
 T/C 27

AUDITOR-CONTROLLER USE ONLY

C.14 cont.

FINAL APPROVAL NEEDED BY:

- BOARD OF SUPERVISORS  
 COUNTY ADMINISTRATOR

ACCOUNT CODING		BUDGET UNIT: (0255) Office of the Sheriff (7656) Serv Area (PL6)			
ORGANIZATION	EXPENDITURE SUB-ACCOUNT	EXPENDITURE ACCOUNT DESCRIPTION	<DECREASE>		INCREASE
2501	2479	OTHER SPECIAL DPMTAL EXP			600,000 00
7656	5016	TRANSFERS - GOV/GOV			600,000 00
7656	5011	REIMBURSEMENT-GOV/GOV	600,000	00	
TOTALS			600,000	00	1,200,000 00

APPROVED

AUDITOR-CONTROLLER:

BY: [Signature] DATE 11-22-2022

COUNTY ADMINISTRATOR:

BY: [Signature] DATE 12/1/22

BOARD OF SUPERVISORS:

YES: Gioia, Andersen, Burgis, Mitchoff, Glover

NO: None

BY: \_\_\_\_\_ DATE 12/06/2022

EXPLANATION OF REQUEST

To appropriate new revenue from Advalorem 7656 (265600) to SO Training 2501 (100300) for purchase of Tasers.

[Signature]

SIGNATURE TITLE DATE

Fiscal Officer

11/15/2022

APPROPRIATION APOO 5025  
 ADJ. JOURNAL NO.



Contra  
Costa  
County

To: Board of Supervisors  
From: Anna Roth, Health Services Director  
Date: December 6, 2022

Subject: Restructure the Cardiopulmonary Support Services unit in the Health Services Department

---

**RECOMMENDATION(S):**

ADOPT Position Adjustment Resolution No. 25929 to establish the classifications of Respiratory Care Services Manager (VIGB) at salary plan and grade ZA5-1012 with five steps (\$9,470 - \$11,512) and add one (1) position; Respiratory Care Services Supervisor (VIHB) at salary plan and grade ZA5-1011 with five steps (\$8,610 - \$10,466) and add two (2) positions; Cardiology Services Manager (VIHC) at salary plan and grade ZA5-1013 with five steps (\$9,299 - \$11,304) and add one (1) position; Abolish the classification of Assistant Chief Cardiopulmonary Support Services (VIHA) at salary plan and grade ZA5-1819 (\$8,616 - \$10,473) and cancel one (1) vacant position #9594; Abolish the classification of Chief, Cardiopulmonary Support Services (VIGA) at salary plan and grade ZA5-1732 (\$7,905 - \$9,608) and cancel one (1) vacant position #7932; and cancel two (2) vacant Public Health Program Specialist I (VBSD) positions #9591 and #16126 at salary plan and grade ZA5-1602 (\$6,950 - \$8,448), and cancel one (1) vacant Ambulatory Care Clinical Coordinator (VAHB) position #15676 at salary plan and grade K65-1453 (\$6,135 - \$7,457) in the Health Services Department. (Represented)

**FISCAL IMPACT:**

Upon approval, the cancellation of vacant positions and termination of contract agency staff will fully offset the cost and result in an annual cost savings of approximately \$54,641 to the Hospital Enterprise Fund I.

**BACKGROUND:**

The Health Services Department is requesting to re-organize the Cardiopulmonary Support Services within Contra Costa Regional Medical Center. Currently, the unit is a hybrid of therapeutic interventions and diagnostic services for both cardiac and pulmonary functions including the administration of medical gases, aerosolized pharmacological agents and bland aerosol, chest percussion and postural draining, incentive spirometry, airway care, non-invasive positive pressure ventilation, echocardiography (cardiac sonography), cardiac stress tests, electrocardiography (EKG), electroencephalography (EEG), evoked potentials, obstructive sleep apnea, blood gas drawing and analysis, spirometry, lung volume, and bronchoscopy assisting. The unit has been managed by an Assistant Chief Cardiopulmonary Services and a registry supervisory staff.

- 
- APPROVE  OTHER
  - RECOMMENDATION OF CNTY ADMINISTRATOR  RECOMMENDATION OF BOARD COMMITTEE
- 

Action of Board On: **12/06/2022**  APPROVED AS RECOMMENDED  OTHER

Clerks Notes:

**VOTE OF SUPERVISORS**

- AYE:
- John Gioia, District I Supervisor
  - Candace Andersen, District II Supervisor
  - Diane Burgis, District III Supervisor
  - Karen Mitchoff, District IV Supervisor
  - Federal D. Glover, District V Supervisor

I hereby certify that this is a true and correct copy of an action taken and entered on the minutes of the Board of Supervisors on the date shown.

ATTESTED: December 6, 2022

Monica Nino, County Administrator and Clerk of the Board of Supervisors

By: June McHuen, Deputy

Contact: Jo-Anne Linares, (925) 957-5240

BACKGROUND: (CONT'D)

It is necessary to re-structure the cardiopulmonary services into two separate units as these are highly specialized and critical service functions which require permanent management and daily supervision to ensure optimum patient care services. The Cardiology Services Manager, the Respiratory Care Services Manager, and Respiratory Care Services Supervisors will focus on planning and organizing the day-to-day operations, supervising staff, and coordinating the service functions of each unit.

CONSEQUENCE OF NEGATIVE ACTION:

If this action is not approved, the cardiology and respiratory services of CCRMC will not have permanent management staff to focus on the service levels and operations of each specialized functions.

AGENDA ATTACHMENTS

P300 No. 25929 HSD

P300 No. 25929 Attachment A

MINUTES ATTACHMENTS

Signed P300 25929

**POSITION ADJUSTMENT REQUEST**

NO. 25929  
DATE 3/1/2022

Department Health Services Department No./  
Budget Unit No. 0540 Org No. 6339 Agency No. A18

Action Requested: Revise, retitle, and reallocate the Assistant Chief of Cardiopulmonary Support (V1HA) to Respiratory Care Services Manager; establish the Cardiology Services Manager and add one position; and Respiratory Care Services Supervisor and add two positions; cancel Public Health Program Specialist I positions #9591 and #16126 and Ambulatory Care Clinical Coordinator position #15676 in the Health Services Department.

Proposed Effective Date: 12/14/2022

Classification Questionnaire attached: Yes  No  / Cost is within Department's budget: Yes  No

Total One-Time Costs (non-salary) associated with request: \$0.00

Estimated total cost adjustment (salary / benefits / one time):

Total annual cost (\$54,641.00) Net County Cost \$0.00  
Total this FY (\$13,660.00) N.C.C. this FY \$0.00

SOURCE OF FUNDING TO OFFSET ADJUSTMENT Cost Savings- Hospital Enterprise Fund I

Department must initiate necessary adjustment and submit to CAO.  
Use additional sheet for further explanations or comments.

Jo-Anne Linares

\_\_\_\_\_  
(for) Department Head

REVIEWED BY CAO AND RELEASED TO HUMAN RESOURCES DEPARTMENT

Kaitlyn Jeffus for

4/11/2022

\_\_\_\_\_  
Deputy County Administrator

\_\_\_\_\_  
Date

HUMAN RESOURCES DEPARTMENT RECOMMENDATIONS  
See attachment A

DATE 11/17/2022

Amend Resolution 71/17 establishing positions and resolutions allocating classes to the Basic / Exempt salary schedule.

Effective:  Day following Board Action.  
 \_\_\_\_\_(Date)

Alycia Leach

11/17/2022

\_\_\_\_\_  
(for) Director of Human Resources

\_\_\_\_\_  
Date

COUNTY ADMINISTRATOR RECOMMENDATION:

DATE 12/1/2022

Approve Recommendation of Director of Human Resources  
 Disapprove Recommendation of Director of Human Resources  
 Other: \_\_\_\_\_

Enid Mendoza

\_\_\_\_\_  
(for) County Administrator

BOARD OF SUPERVISORS ACTION:

Adjustment is APPROVED  DISAPPROVED

Monica Nino, Clerk of the Board of Supervisors  
and County Administrator

DATE \_\_\_\_\_

BY \_\_\_\_\_

APPROVAL OF THIS ADJUSTMENT CONSTITUTES A PERSONNEL / SALARY RESOLUTION AMENDMENT

POSITION ADJUSTMENT ACTION TO BE COMPLETED BY HUMAN RESOURCES DEPARTMENT FOLLOWING BOARD ACTION  
Adjust class(es) / position(s) as follows:

## REQUEST FOR PROJECT POSITIONS

Department \_\_\_\_\_

Date \_\_\_\_\_

No. \_\_\_\_\_

1. Project Positions Requested:
  
2. Explain Specific Duties of Position(s)
  
3. Name / Purpose of Project and Funding Source (do not use acronyms i.e. SB40 Project or SDSS Funds)
  
4. Duration of the Project: Start Date \_\_\_\_\_ End Date \_\_\_\_\_  
Is funding for a specified period of time (i.e. 2 years) or on a year-to-year basis? Please explain.
  
5. Project Annual Cost
  - a. Salary & Benefits Costs: \_\_\_\_\_
  - b. Support Costs: \_\_\_\_\_  
(services, supplies, equipment, etc.)
  - c. Less revenue or expenditure: \_\_\_\_\_
  - d. Net cost to General or other fund: \_\_\_\_\_
  
6. Briefly explain the consequences of not filling the project position(s) in terms of:
  - a. potential future costs
  - b. legal implications
  - c. financial implications
  - d. political implications
  - e. organizational implications
  
7. Briefly describe the alternative approaches to delivering the services which you have considered. Indicate why these alternatives were not chosen.
  
8. Departments requesting new project positions must submit an updated cost benefit analysis of each project position at the halfway point of the project duration. This report is to be submitted to the Human Resources Department, which will forward the report to the Board of Supervisors. Indicate the date that your cost / benefit analysis will be submitted
  
9. How will the project position(s) be filled?
  - a. Competitive examination(s)
  - b. Existing employment list(s) Which one(s)? \_\_\_\_\_
  - c. Direct appointment of:
    1. Merit System employee who will be placed on leave from current job
    2. Non-County employee

Provide a justification if filling position(s) by C1 or C2

USE ADDITIONAL PAPER IF NECESSARY

## Position Adjustment Resolution No. 25929 - Attachment A

ADOPT Position Adjustment Resolution No. 25929 to:

1. Establish the classifications of
  - a. Respiratory Care Services Manager (VIGB) at salary plan and grade ZA5-1012 with five steps (\$9,470 - \$11,512) and add one (1) position;
  - b. Respiratory Care Services Supervisor (VIHB) at salary plan and grade ZA5-1011 with five steps (\$8,610 - \$10,466) and add two (2) positions;
  - c. Cardiology Services Manager (VIHC) at salary plan and grade ZA5-1013 with five steps (\$9,299 - \$11,304) and add one (1) position;
2. Abolish the classifications of
  - a. Assistant Chief Cardiopulmonary Support Services (VIHA) at salary plan and grade ZA5-1819 (\$8,616 - \$10,473) and cancel one (1) vacant position #9594;
  - b. Chief, Cardiopulmonary Support Services (VIGA) at salary plan and grade ZA5-1732 (\$7,905 - \$9,608) and cancel one (1) vacant position #7932;
3. Cancel two (2) vacant Public Health Program Specialist I (VBSD) positions #9591 and #16126 at salary plan and grade ZA5-1602 (\$6,950 - \$8,448), and
4. Cancel one (1) vacant Ambulatory Care Clinical Coordinator (VAHB) position #15676 at salary plan and grade K65-1453 (\$6,135 - \$7,457).



POSITION ADJUSTMENT REQUEST

NO. 25929
DATE 3/1/2022

Department Health Services
Department No./ Budget Unit No. 0540 Org No. 6339 Agency No. A18
Action Requested: Revise, retitle, and realocate the Assistant Chief of Cardiopulmonary Support (V1HA) to Respiratory Care Services Manager; establish the Cardiology Services Manager and add one position; and Respiratory Care Services Supervisor and add two positions; cancel Public Health Program Specialist I positions #9591 and #16126 and Ambulatory Care Clinical Coordinator position #15676 in the Health Services Department.

Proposed Effective Date: 12/14/2022

Classification Questionnaire attached: Yes [ ] No [X] / Cost is within Department's budget: Yes [X] No [ ]

Total One-Time Costs (non-salary) associated with request: \$0.00

Estimated total cost adjustment (salary / benefits / one time):

Total annual cost (\$54,641.00) Net County Cost \$0.00
Total this FY (\$13,660.00) N.C.C. this FY \$0.00

SOURCE OF FUNDING TO OFFSET ADJUSTMENT Cost Savings- Hospital Enterprise Fund I

Department must initiate necessary adjustment and submit to CAO.
Use additional sheet for further explanations or comments.

Jo-Anne Linares

(for) Department Head

REVIEWED BY CAO AND RELEASED TO HUMAN RESOURCES DEPARTMENT

Kaitlyn Jeffus for

4/11/2022

Deputy County Administrator

Date

HUMAN RESOURCES DEPARTMENT RECOMMENDATIONS

DATE 11/17/2022

See attachment A

Amend Resolution 71/17 establishing positions and resolutions allocating classes to the Basic / Exempt salary schedule.

Effective: [X] Day following Board Action.
[ ] (Date)

Alycia Leach

11/17/2022

(for) Director of Human Resources

Date

COUNTY ADMINISTRATOR RECOMMENDATION:

DATE 12/1/2022

- [X] Approve Recommendation of Director of Human Resources
[ ] Disapprove Recommendation of Director of Human Resources
[ ] Other:

Enid Mendoza

(for) County Administrator

BOARD OF SUPERVISORS ACTION:

Monica Nino, Clerk of the Board of Supervisors and County Administrator

Adjustment is APPROVED [X] DISAPPROVED [ ] XXXXX

DATE 12-06-2022

BY [Signature]

APPROVAL OF THIS ADJUSTMENT CONSTITUTES A PERSONNEL / SALARY RESOLUTION AMENDMENT

POSITION ADJUSTMENT ACTION TO BE COMPLETED BY HUMAN RESOURCES DEPARTMENT FOLLOWING BOARD ACTION

Adjust class(es) / position(s) as follows:



Contra  
Costa  
County

To: Board of Supervisors  
From: Anna Roth, Health Services Director  
Date: December 6, 2022

**Subject:** Reclassify one Public Health Nutritionist position and its incumbent in the Health Services Department

---

**RECOMMENDATION(S):**

ADOPT Position Adjustment Resolution No. 25985 to reclassify one (1) Public Health Nutritionist (V9WB) (represented), position #8256, and its incumbent (#80102) at salary plan and grade TC5-1430 (\$5,861-\$7,125) to Senior Public Health Nutritionist (V9TE) (represented) at salary plan and grade TC5-1526 (\$6,446-\$7,835) in the Health Services Department.

**FISCAL IMPACT:**

There is an increased cost of approximately \$12,349, which includes approximately \$3,149 in pension cost, and will be fully funded by the Older Americans Act (OAA) adjustment funds.

**BACKGROUND:**

The Health Services Department is requesting to reclassify a Public Health Nutritionist and its incumbent to Senior Public Health Nutritionist due to a series of desk audits that were conducted by Human Resources, which determined that the incumbent is performing duties and responsibilities at the Senior Public Health Nutritionist level due to program expansion. The incumbent spends the majority of their time managing all aspects of the congregate meal program at (17) senior centers, making on-site visits to evaluate the implementation of policies, monitoring contractors for compliance with program regulations, representing the nutrition program before State and community agencies, and coordinating special projects. These functions are most aligned with the Senior Public Health Nutritionist classification, and it is therefore requested that the reclassification be approved.

**CONSEQUENCE OF NEGATIVE ACTION:**

If this action is not approved, the incumbent will not be appropriately compensated or classified.

---

APPROVE

OTHER

RECOMMENDATION OF CNTY ADMINISTRATOR

RECOMMENDATION OF BOARD COMMITTEE

---

Action of Board On: **12/06/2022**  APPROVED AS RECOMMENDED  OTHER

Clerks Notes:

**VOTE OF SUPERVISORS**

AYE: John Gioia, District I Supervisor  
Candace Andersen, District II Supervisor  
Diane Burgis, District III Supervisor  
Karen Mitchoff, District IV Supervisor  
Federal D. Glover, District V Supervisor

I hereby certify that this is a true and correct copy of an action taken and entered on the minutes of the Board of Supervisors on the date shown.

ATTESTED: December 6, 2022

Monica Nino, County Administrator and Clerk of the Board of Supervisors

By: June McHuen, Deputy

Contact: Larita Clow, (925) 957-5244

AGENDA

ATTACHMENTS

P300 No. 25985 - HSD

MINUTES

ATTACHMENTS

Signed P300 25985

**POSITION ADJUSTMENT REQUEST**

NO. 25985  
DATE 3/17/2022

Department Health Services

Department No./  
Budget Unit No. 0450 Org No. 5766 Agency No. 18

Action Requested: Reclassify one (1) Public Health Nutritionist (V9WB) position number 8256 and its incumbent to Senior Public Health Nutritionist (V9TE) in the Health Services Department. (Represented)

Proposed Effective Date: 7/1/2022

Classification Questionnaire attached: Yes  No  / Cost is within Department's budget: Yes  No

Total One-Time Costs (non-salary) associated with request: \$0

Estimated total cost adjustment (salary / benefits / one time):

Total annual cost \$12,349 Net County Cost \$0.00  
Total this FY \$12,349 N.C.C. this FY \$0.00

SOURCE OF FUNDING TO OFFSET ADJUSTMENT: 100% Older Americans Act (OAA) Adjustment Funds

Department must initiate necessary adjustment and submit to CAO.  
Use additional sheet for further explanations or comments.

Larita Clow

\_\_\_\_\_  
(for) Department Head

REVIEWED BY CAO AND RELEASED TO HUMAN RESOURCES DEPARTMENT

Sarah Kennard for

6/29/2022

\_\_\_\_\_  
Deputy County Administrator

\_\_\_\_\_  
Date

HUMAN RESOURCES DEPARTMENT RECOMMENDATIONS

DATE 11/15/2022

ADOPT Position Adjustment Resolution No. 25985 to reclassify one (1) Public Health Nutritionist (V9WB) position #8256 and its incumbent (Employee #80102) at salary plan and grade TC5-1430 (\$5,861-\$7,125) to Senior Public Health Nutritionist (V9TE) at salary plan and grade TC5-1526 (\$6,446-\$7,835) in the Health Services Department. (Represented)

Amend Resolution 71/17 establishing positions and resolutions allocating classes to the Basic / Exempt salary schedule.

Effective:  Day following Board Action.

12/1/2022(Date)

Alycia Leach

11/15/2022

\_\_\_\_\_  
(for) Director of Human Resources

\_\_\_\_\_  
Date

COUNTY ADMINISTRATOR RECOMMENDATION:

DATE

12/1/2022

- Approve Recommendation of Director of Human Resources
- Disapprove Recommendation of Director of Human Resources
- Other: \_\_\_\_\_

Enid Mendoza

\_\_\_\_\_  
(for) County Administrator

BOARD OF SUPERVISORS ACTION:

Adjustment is APPROVED  DISAPPROVED

Monica Nino, Clerk of the Board of Supervisors  
and County Administrator

DATE \_\_\_\_\_

BY \_\_\_\_\_

APPROVAL OF THIS ADJUSTMENT CONSTITUTES A PERSONNEL / SALARY RESOLUTION AMENDMENT

POSITION ADJUSTMENT ACTION TO BE COMPLETED BY HUMAN RESOURCES DEPARTMENT FOLLOWING BOARD ACTION

Adjust class(es) / position(s) as follows:

# REQUEST FOR PROJECT POSITIONS

Department \_\_\_\_\_

Date \_\_\_\_\_

No. xxxxx

1. Project Positions Requested:
  
2. Explain Specific Duties of Position(s)
  
3. Name / Purpose of Project and Funding Source (do not use acronyms i.e. SB40 Project or SDSS Funds)
  
4. Duration of the Project: Start Date \_\_\_\_\_ End Date \_\_\_\_\_  
Is funding for a specified period of time (i.e. 2 years) or on a year-to-year basis? Please explain.
  
5. Project Annual Cost
  - a. Salary & Benefits Costs: \_\_\_\_\_
  - b. Support Costs: \_\_\_\_\_  
(services, supplies, equipment, etc.)
  - c. Less revenue or expenditure: \_\_\_\_\_
  - d. Net cost to General or other fund: \_\_\_\_\_
  
6. Briefly explain the consequences of not filling the project position(s) in terms of:
  - a. potential future costs
  - b. legal implications
  - c. financial implications
  - d. political implications
  - e. organizational implications
  
7. Briefly describe the alternative approaches to delivering the services which you have considered. Indicate why these alternatives were not chosen.
  
8. Departments requesting new project positions must submit an updated cost benefit analysis of each project position at the halfway point of the project duration. This report is to be submitted to the Human Resources Department, which will forward the report to the Board of Supervisors. Indicate the date that your cost / benefit analysis will be submitted
  
9. How will the project position(s) be filled?
  - a. Competitive examination(s)
  - b. Existing employment list(s) Which one(s)? \_\_\_\_\_
  - c. Direct appointment of:
    1. Merit System employee who will be placed on leave from current job
    2. Non-County employee

Provide a justification if filling position(s) by C1 or C2

USE ADDITIONAL PAPER IF NECESSARY

POSITION ADJUSTMENT REQUEST

NO. 25985
DATE 3/17/2022

Department Health Services
Department No./ Budget Unit No. 0450 Org No. 5766 Agency No. 18

Action Requested: Reclassify one (1) Public Health Nutritionist (V9WB) position number 8256 and its incumbent to Senior Public Health Nutritionist (V9TE) in the Health Services Department. (Represented)

Proposed Effective Date: 7/1/2022

Classification Questionnaire attached: Yes [ ] No [X] / Cost is within Department's budget: Yes [X] No [ ]

Total One-Time Costs (non-salary) associated with request: \$0

Estimated total cost adjustment (salary / benefits / one time):

Total annual cost \$12,349 Net County Cost \$0.00
Total this FY \$12,349 N.C.C. this FY \$0.00

SOURCE OF FUNDING TO OFFSET ADJUSTMENT: 100% Older Americans Act (OAA) Adjustment Funds

Department must initiate necessary adjustment and submit to CAO. Use additional sheet for further explanations or comments.

Larita Clow

(for) Department Head

REVIEWED BY CAO AND RELEASED TO HUMAN RESOURCES DEPARTMENT

Sarah Kennard for

6/29/2022

Deputy County Administrator

Date

HUMAN RESOURCES DEPARTMENT RECOMMENDATIONS

DATE 11/15/2022

ADOPT Position Adjustment Resolution No. 25985 to reclassify one (1) Public Health Nutritionist (V9WB) position #8256 and its incumbent (Employee #80102) at salary plan and grade TC5-1430 (\$5,861-\$7,125) to Senior Public Health Nutritionist (V9TE) at salary plan and grade TC5-1526 (\$6,446-\$7,835) in the Health Services Department. (Represented)

Amend Resolution 71/17 establishing positions and resolutions allocating classes to the Basic / Exempt salary schedule.

Effective: [ ] Day following Board Action.

[X] 12/1/2022(Date)

Alycia Leach

11/15/2022

(for) Director of Human Resources

Date

COUNTY ADMINISTRATOR RECOMMENDATION:

DATE

12/1/2022

- [X] Approve Recommendation of Director of Human Resources
[ ] Disapprove Recommendation of Director of Human Resources
[ ] Other:

Enid Mendoza

(for) County Administrator

BOARD OF SUPERVISORS ACTION:

Monica Nino Clerk of the Board of Supervisors and County Administrator

Adjustment is APPROVED [X] DISAPPROVED [ ]

BY

DATE 12-06-2022

APPROVAL OF THIS ADJUSTMENT CONSTITUTES A PERSONNEL SALARY RESOLUTION AMENDMENT

POSITION ADJUSTMENT ACTION TO BE COMPLETED BY HUMAN RESOURCES DEPARTMENT FOLLOWING BOARD ACTION

Adjust class(es) / position(s) as follows:



Contra  
Costa  
County

To: Board of Supervisors  
From: Deborah R. Cooper, Clerk-Recorder  
Date: December 6, 2022

**Subject:** Add One (1) Limited Term Election Services Supervisor Position in Clerk-Recorder

---

**RECOMMENDATION(S):**

ADOPT Position Adjustment Resolution No. 26071 to add one (1) Elections Services Supervisor (ALHB, represented) position at salary plan and grade ZA5-1406 (\$5,724-\$6,957), for the limited period pending the announced retirement of an incumbent in the Elections Services Supervisor classification in the Clerk-Recorder Department.

**FISCAL IMPACT:**

The increase cost of \$27,831.72, will be offset by division vacancies, and are within the department's operating budget.

**BACKGROUND:**

In anticipation of the retirement of an incumbent Elections Services Supervisor, the Department requests the creation of a parallel position to ensure adequate training and a smooth transition of divisional responsibilities. Upon the incumbent employee's retirement in March of 2023, the Department will cancel the current incumbent's Elections Services Supervisor position.

**CONSEQUENCE OF NEGATIVE ACTION:**

Candidate services provided by the Elections Division may become less responsive while the department allocates resources to training a new supervisor without current capacity for mentorship.

APPROVE

OTHER

RECOMMENDATION OF CNTY ADMINISTRATOR

RECOMMENDATION OF BOARD COMMITTEE

Action of Board On: **12/06/2022**  APPROVED AS RECOMMENDED  OTHER

Clerks Notes:

**VOTE OF SUPERVISORS**

AYE: John Gioia, District I Supervisor  
Candace Andersen, District II Supervisor  
Diane Burgis, District III Supervisor  
Karen Mitchoff, District IV Supervisor  
Federal D. Glover, District V Supervisor

I hereby certify that this is a true and correct copy of an action taken and entered on the minutes of the Board of Supervisors on the date shown.

ATTESTED: December 6, 2022

Monica Nino, County Administrator and Clerk of the Board of Supervisors

By: June McHuen, Deputy

Contact: Tyler Stull 925-335-7997

cc: Sylvia Wong Tam, Tyler Stull



AGENDA ATTACHMENTS

P300 26071 Add limited term Elections Svcs Supv in  
CCR

MINUTES ATTACHMENTS

Signed P300 26071

**POSITION ADJUSTMENT REQUEST**

NO. 26071  
DATE 11/15/2022

Department Clerk-Recorder-Elections Department No./  
Budget Unit No. 0043 Org No. 2353 Agency No. 024

Action Requested: Add one limited term (1) Elections Services Supervisor position (ALHB, represented), salary plan and grade ZA5-1406 (\$5,724-\$6,957) to shadow retiring employee.

Proposed Effective Date: 12/1/2022

Classification Questionnaire attached: Yes  No  / Cost is within Department's budget: Yes  No

Total One-Time Costs (non-salary) associated with request: \$0.00

Estimated total cost adjustment (salary / benefits / one time):

Total annual cost \$6,957.94 Net County Cost \$6,957.94  
Total this FY \$27,831.72 N.C.C. this FY \$27,831.72

SOURCE OF FUNDING TO OFFSET ADJUSTMENT Costs are within the department's operating budget.

Department must initiate necessary adjustment and submit to CAO.  
Use additional sheet for further explanations or comments.

\_\_\_\_\_  
(for) Department Head

REVIEWED BY CAO AND RELEASED TO HUMAN RESOURCES DEPARTMENT

/s/ Julie Enea 11/15/2022

\_\_\_\_\_  
Deputy County Administrator Date

HUMAN RESOURCES DEPARTMENT RECOMMENDATIONS DATE 11/29/2022

ADOPT Position Adjustment Resolution No. 26071 to add one (1) Elections Services Supervisor (ALHB, represented) position at salary plan and grade ZA5-1406 (\$5,724-\$6,957), for the limited period pending the announced retirement of an incumbent Elections Services Supervisor.

Amend Resolution 7/1/17 establishing positions and resolutions allocating classes to the Basic / Exempt salary schedule.

Effective:  Day following Board Action.  
 \_\_\_\_\_(Date)

Nancy Phetdaravanh 11/29/2022  
(for) Director of Human Resources Date

COUNTY ADMINISTRATOR RECOMMENDATION: DATE 11/22/2022

Approve Recommendation of Director of Human Resources  
 Disapprove Recommendation of Director of Human Resources  
 Other: \_\_\_\_\_

/s/ Julie Enea

\_\_\_\_\_  
(for) County Administrator

BOARD OF SUPERVISORS ACTION:  
Adjustment is APPROVED  DISAPPROVED

Monica Nino, Clerk of the Board of Supervisors  
and County Administrator

DATE \_\_\_\_\_ BY \_\_\_\_\_

APPROVAL OF THIS ADJUSTMENT CONSTITUTES A PERSONNEL / SALARY RESOLUTION AMENDMENT

POSITION ADJUSTMENT ACTION TO BE COMPLETED BY HUMAN RESOURCES DEPARTMENT FOLLOWING BOARD ACTION

Adjust class(es) / position(s) as follows:

# REQUEST FOR PROJECT POSITIONS

Department \_\_\_\_\_

Date \_\_\_\_\_

No. \_\_\_\_\_

1. Project Positions Requested:
  
2. Explain Specific Duties of Position(s)
  
3. Name / Purpose of Project and Funding Source (do not use acronyms i.e. SB40 Project or SDSS Funds)
  
4. Duration of the Project: Start Date \_\_\_\_\_ End Date \_\_\_\_\_  
Is funding for a specified period of time (i.e. 2 years) or on a year-to-year basis? Please explain.
  
5. Project Annual Cost
  - a. Salary & Benefits Costs: \_\_\_\_\_
  - b. Support Costs: \_\_\_\_\_  
(services, supplies, equipment, etc.)
  - c. Less revenue or expenditure: \_\_\_\_\_
  - d. Net cost to General or other fund: \_\_\_\_\_
  
6. Briefly explain the consequences of not filling the project position(s) in terms of:
  - a. potential future costs
  - b. legal implications
  - c. financial implications
  - d. political implications
  - e. organizational implications
  
7. Briefly describe the alternative approaches to delivering the services which you have considered. Indicate why these alternatives were not chosen.
  
8. Departments requesting new project positions must submit an updated cost benefit analysis of each project position at the halfway point of the project duration. This report is to be submitted to the Human Resources Department, which will forward the report to the Board of Supervisors. Indicate the date that your cost / benefit analysis will be submitted
  
9. How will the project position(s) be filled?
  - a. Competitive examination(s)
  - b. Existing employment list(s) Which one(s)? \_\_\_\_\_
  - c. Direct appointment of:
    1. Merit System employee who will be placed on leave from current job
    2. Non-County employee

Provide a justification if filling position(s) by C1 or C2

USE ADDITIONAL PAPER IF NECESSARY

POSITION ADJUSTMENT REQUEST

C.17

NO. 26071
DATE 11/15/2022

Department Clerk-Recorder-Elections

Department No./
Budget Unit No. 0043 Org No. 2353 Agency No. 024

Action Requested: Add one limited term (1) Elections Services Supervisor position (ALHB, represented), salary plan and grade ZA5-1406 (\$5,724-\$6,957) to shadow retiring employee.

Proposed Effective Date: 12/1/2022

Classification Questionnaire attached: Yes [ ] No [x] / Cost is within Department's budget: Yes [x] No [ ]

Total One-Time Costs (non-salary) associated with request: \$0.00

Estimated total cost adjustment (salary / benefits / one time):

Total annual cost \$6,957.94 Net County Cost \$6,957.94
Total this FY \$27,831.72 N.C.C. this FY \$27,831.72

SOURCE OF FUNDING TO OFFSET ADJUSTMENT Costs are within the department's operating budget.

Department must initiate necessary adjustment and submit to CAO.
Use additional sheet for further explanations or comments.

(for) Department Head

REVIEWED BY CAO AND RELEASED TO HUMAN RESOURCES DEPARTMENT

/s/ Julie Enea

11/15/2022

Deputy County Administrator

Date

HUMAN RESOURCES DEPARTMENT RECOMMENDATIONS

DATE 11/29/2022

ADOPT Position Adjustment Resolution No. 26071 to add one (1) Elections Services Supervisor (ALHB, represented) position at salary plan and grade ZA5-1406 (\$5,724-\$6,957), for the limited period pending the announced retirement of an incumbent Elections Services Supervisor.

Amend Resolution 71/17 establishing positions and resolutions allocating classes to the Basic / Exempt salary schedule.

Effective: [x] Day following Board Action.
[ ] (Date)

Nancy Phetdaravanh

11/29/2022

(for) Director of Human Resources

Date

COUNTY ADMINISTRATOR RECOMMENDATION:

DATE

11/22/2022

- [x] Approve Recommendation of Director of Human Resources
[ ] Disapprove Recommendation of Director of Human Resources
[ ] Other:

/s/ Julie Enea

(for) County Administrator

BOARD OF SUPERVISORS ACTION:

Adjustment is APPROVED [x] DISAPPROVED [ ] XXX

Monica Nino, Clerk of the Board of Supervisors and County Administrator

BY

DATE 12-06-2022

APPROVAL OF THIS ADJUSTMENT CONSTITUTES A PERSONNEL / SALARY RESOLUTION AMENDMENT

POSITION ADJUSTMENT ACTION TO BE COMPLETED BY HUMAN RESOURCES DEPARTMENT FOLLOWING BOARD ACTION

Adjust class(es) / position(s) as follows:



Contra  
Costa  
County

To: Board of Supervisors  
From: Marc Shorr, Chief Information Officer  
Date: December 6, 2022

**Subject:** Cancel IS Project Mgr, one Account Clerk Exp, one IS Mgr I, and one Network Tech II and add one Network Admin II, one IS Mgr II, IS Div Dir

---

**RECOMMENDATION(S):**

ADOPT Position Adjustment Resolution No. 26074 to cancel one (1) vacant Network Technician II (LNVA) (represented) position #17662 at salary plan and grade ZB5-1592 (\$6,881 - \$8,364), one (1) Information Systems Project Manager (LPNA) (represented) position #18827 at salary plan and grade ZA5-1884 (\$9,188 - \$12,314), one (1) Information Systems Manager I (LTNA) (represented) position #17898 at salary plan and grade ZA5-1884 (\$9,188 - \$12,314), one (1) Account Clerk Experienced Level (JDVC) (represented) position #14710 at salary plan and grade 3RH-0755 (\$3,924 - \$4,864), and add one (1) Network Administrator II (LNSB) (represented) position at salary plan and grade ZA5-1787 (\$8,347- \$10,146), one (1) Information Systems Manager II (LTNB) (represented) position at salary plan and grade ZA5-2031 (\$10,628- \$12,919), one (1) Information Systems Division Director (LTD1) (exempt) position at salary plan and grade B85-2212 (\$12,719- \$15,460) in the Department of Information Technology.

**FISCAL IMPACT:**

The total cost of this request will be \$11,640 annually. (100% User Departments)

- 
- APPROVE  OTHER
  - RECOMMENDATION OF CNTY ADMINISTRATOR  RECOMMENDATION OF BOARD COMMITTEE
- 

Action of Board On: **12/06/2022**  APPROVED AS RECOMMENDED  OTHER

Clerks Notes:

**VOTE OF SUPERVISORS**

AYE: John Gioia, District I Supervisor  
Candace Andersen, District II Supervisor  
Diane Burgis, District III Supervisor  
Karen Mitchoff, District IV Supervisor  
Federal D. Glover, District V Supervisor

I hereby certify that this is a true and correct copy of an action taken and entered on the minutes of the Board of Supervisors on the date shown.

ATTESTED: December 6, 2022

Monica Nino, County Administrator and Clerk of the Board of Supervisors

By: June McHuen, Deputy

Contact: Sarah Bunnell, (925) 608-4023

cc: Sarah Bunnell, Sylvia WongTam

BACKGROUND:

The Department of Information Technology (DoIT) is engaged in an organizational and process review. The goal is to be more efficient and align positions that are suitable to current tasks and workload. DoIT will be requesting positions to continue the reorganization during the FY23/24 and FY24/25 budget processes. However, there is an immediate need to add a Network Administrator II, an Information Systems Manager II, and Information Systems Division Director for Security positions. Off-setting these costs will be the deletion of a Network Technician II, an Information Systems Manager I, an Information Systems Project Manager I and an Account Clerk Experienced Level position. The net annual cost will be \$11,640. This can be absorbed and will be a better organization structure moving forward.

As security threats to our organization increase, the County's ability to provide services to the public and protect sensitive data is imperative. DoIT is developing a security team that provides countywide capabilities to protect our systems and data. The Information Security Division Director is needed to oversee the security programs day to day operations and personnel.

To meet the continued technical demand for Server Administration and Management of the Network End Point Services Team, DoIT should have the correct level of expertise recruited to provide appropriate service expectations. This deletion of Network Technician II and Information Systems Manager I and addition of Network Administrator II and Information Systems Manager II would allow for proper recruitment and allocation of work.

The Accounting team has recently restructured tasks and positions. Workflows have been streamlined and the Account Clerk Experienced Level is no longer needed.

CONSEQUENCE OF NEGATIVE ACTION:

If this action is not approved, the Department will not have the desired classifications to provide exceptional services in the Network End Point, Enterprise and Security Divisions.

AGENDA ATTACHMENTS

Attachment A\_P300 26074\_HR Recommendations.docx

AIR 51735\_P300 26074\_Multiple Pos\_BOS 12.6.22

MINUTES ATTACHMENTS

Signed P300 26074

## Human Resources Department Recommendations

Cancel one (1) vacant Network Technician II (LNVA) (represented) position #17662 at salaryplan and grade ZB5-1592 (\$6,881 - \$8,364), one (1) Information Systems Project Manager (LPNA) (represented) position #18827 at salaryplan and grade ZA5-1884 (\$9,188 - \$12,314), one (1) Information Systems Manager I (LTNA) (represented) position #17898 at salaryplan and grade ZA5-1884 (\$9,188 - \$12,314), one (1) Account Clerk Experienced Level (JDVC) (represented) position #14710 at salaryplan and grade 3RH-0755 (\$3,924 - \$4,864) and add one (1) Network Administrator II (LNSB) (represented) position at salaryplan and grade ZA5-1787 (\$8,347- \$10,146), one (1) Information Systems Manager II (LTNB) (represented) position at salaryplan and grade ZA5-2031 (\$10,628-\$12,919), one (1) Information Systems Division Director (LTD1) (exempt) position at salary plan and grade B85-2212 (\$12,719-\$15,460) in the Department of Information Technology.



**POSITION ADJUSTMENT REQUEST**

NO. 26074  
DATE 11/4/2022

Department Department of Information Technology Department No./  
Budget Unit No. 0147 Org No. 1050 Agency No. 03

Action Requested: Delete one Network Technician II (LNVA), Information Systems Manager I (LTNA), Info Systems Project Manager (LPNA) and one Account Clerk Experienced Level (JDVC) pos. numbers 17662, 17898, 18827 and 14710 and Add one Network Administrator II (LNSB), one Information Systems Manager II (LTNB) and one Info Sys Division Director (LTD1).

Proposed Effective Date: 11/30/2022

Classification Questionnaire attached: Yes  No  / Cost is within Department's budget: Yes  No

Total One-Time Costs (non-salary) associated with request: 0

Estimated total cost adjustment (salary / benefits / one time):

Total annual cost (\$11,640.00) Net County Cost \$0.00  
Total this FY (\$5,820.00) N.C.C. this FY \$0.00

SOURCE OF FUNDING TO OFFSET ADJUSTMENT \_\_\_\_\_

Department must initiate necessary adjustment and submit to CAO.  
Use additional sheet for further explanations or comments.

Sarah Bunnell

\_\_\_\_\_  
(for) Department Head

REVIEWED BY CAO AND RELEASED TO HUMAN RESOURCES DEPARTMENT

Jason Chan

11/21/2022

\_\_\_\_\_  
Deputy County Administrator

\_\_\_\_\_  
Date

HUMAN RESOURCES DEPARTMENT RECOMMENDATIONS

DATE 11/21/2022

See attachment A

Amend Resolution 71/17 establishing positions and resolutions allocating classes to the Basic / Exempt salary schedule.

Effective:  Day following Board Action.

\_\_\_\_\_(Date)

Amanda Monson

11/21/22

\_\_\_\_\_  
(for) Director of Human Resources

\_\_\_\_\_  
Date

COUNTY ADMINISTRATOR RECOMMENDATION:

DATE \_\_\_\_\_

- Approve Recommendation of Director of Human Resources
- Disapprove Recommendation of Director of Human Resources
- Other: \_\_\_\_\_

\_\_\_\_\_  
(for) County Administrator

BOARD OF SUPERVISORS ACTION:

Adjustment is APPROVED  DISAPPROVED

David J. Twa, Clerk of the Board of Supervisors  
and County Administrator

DATE \_\_\_\_\_

BY \_\_\_\_\_

APPROVAL OF THIS ADJUSTMENT CONSTITUTES A PERSONNEL / SALARY RESOLUTION AMENDMENT

POSITION ADJUSTMENT ACTION TO BE COMPLETED BY HUMAN RESOURCES DEPARTMENT FOLLOWING BOARD ACTION

Adjust class(es) / position(s) as follows:

## REQUEST FOR PROJECT POSITIONS

Department \_\_\_\_\_

Date 11/21/2022

No. \_\_\_\_\_

1. Project Positions Requested:
  
2. Explain Specific Duties of Position(s)
  
3. Name / Purpose of Project and Funding Source (do not use acronyms i.e. SB40 Project or SDSS Funds)
  
4. Duration of the Project: Start Date \_\_\_\_\_ End Date \_\_\_\_\_  
Is funding for a specified period of time (i.e. 2 years) or on a year-to-year basis? Please explain.
  
5. Project Annual Cost
  - a. Salary & Benefits Costs: \_\_\_\_\_
  - b. Support Costs: \_\_\_\_\_  
(services, supplies, equipment, etc.)
  - c. Less revenue or expenditure: \_\_\_\_\_
  - d. Net cost to General or other fund: \_\_\_\_\_
  
6. Briefly explain the consequences of not filling the project position(s) in terms of:
  - a. potential future costs
  - b. legal implications
  - c. financial implications
  - d. political implications
  - e. organizational implications
  
7. Briefly describe the alternative approaches to delivering the services which you have considered. Indicate why these alternatives were not chosen.
  
8. Departments requesting new project positions must submit an updated cost benefit analysis of each project position at the halfway point of the project duration. This report is to be submitted to the Human Resources Department, which will forward the report to the Board of Supervisors. Indicate the date that your cost / benefit analysis will be submitted
  
9. How will the project position(s) be filled?
  - a. Competitive examination(s)
  - b. Existing employment list(s) Which one(s)? \_\_\_\_\_
  - c. Direct appointment of:
    1. Merit System employee who will be placed on leave from current job
    2. Non-County employee

Provide a justification if filling position(s) by C1 or C2

USE ADDITIONAL PAPER IF NECESSARY

POSITION ADJUSTMENT REQUEST

NO. 26074
DATE 11/4/2022

Department Department of Information Technology
Department No./ Budget Unit No. 0147 Org No. 1050 Agency No. 03

Action Requested: Delete one Network Technician II (LNVA), Information Systems Manager I (LTNA), Info Systems Project Manager (LPNA) and one Account Clerk Experienced Level (JDVC) pos. numbers 17662, 17898, 18827 and 14710 and Add one Network Administrator II (LNSB), one Information Systems Manager II (LTNB) and one Info Sys Division Director (LTD1).

Proposed Effective Date: 11/30/2022

Classification Questionnaire attached: Yes [ ] No [x] / Cost is within Department's budget: Yes [x] No [ ]

Total One-Time Costs (non-salary) associated with request: 0

Estimated total cost adjustment (salary / benefits / one time):

Total annual cost (\$11,640.00) Net County Cost \$0.00
Total this FY (\$5,820.00) N.C.C. this FY \$0.00

SOURCE OF FUNDING TO OFFSET ADJUSTMENT

Department must initiate necessary adjustment and submit to CAO. Use additional sheet for further explanations or comments.

Sarah Bunnell

(for) Department Head

REVIEWED BY CAO AND RELEASED TO HUMAN RESOURCES DEPARTMENT

Jason Chan

11/21/2022

Deputy County Administrator

Date

HUMAN RESOURCES DEPARTMENT RECOMMENDATIONS

DATE 11/21/2022

See attachment A

Amend Resolution 71/17 establishing positions and resolutions allocating classes to the Basic / Exempt salary schedule.

Effective: [x] Day following Board Action.
[ ] (Date)

Amanda Monson

11/21/22

(for) Director of Human Resources

Date

COUNTY ADMINISTRATOR RECOMMENDATION:

DATE

- [ ] Approve Recommendation of Director of Human Resources
[ ] Disapprove Recommendation of Director of Human Resources
[ ] Other:

(for) County Administrator

BOARD OF SUPERVISORS ACTION:

Monica Nino, Clerk of the Board of Supervisors and County Administrator

Adjustment is APPROVED [x] DISAPPROVED [ ]

BY

DATE 12-06-2022

APPROVAL OF THIS ADJUSTMENT CONSTITUTES A PERSONNEL / SALARY RESOLUTION AMENDMENT

POSITION ADJUSTMENT ACTION TO BE COMPLETED BY HUMAN RESOURCES DEPARTMENT FOLLOWING BOARD ACTION

Adjust class(es) / position(s) as follows:



Contra  
Costa  
County

To: Board of Supervisors  
From: Brian M. Balbas, Public Works Director/Chief Engineer  
Date: December 6, 2022

Subject: 815 Court Street, Martinez – Lease for Office of the Sheriff – Court Security

---

**RECOMMENDATION(S):**

APPROVE and AUTHORIZE the Public Works Director, or designee, to execute a lease with United States Postal Service for a term of two years, effective January 1, 2023, for approximately 1,763 square feet of office and 460 square feet of storage space for a total of 2,223 square feet for the Office of the Sheriff – Court Security, located at 815 Court Street, Martinez, at an annual rent of \$41,217 with no increases.

AUTHORIZE the Public Works Director, or designee, to sign the Real Estate Conflict of Interest Certification on behalf of the County.

**FISCAL IMPACT:**

100% Office of the Sheriff - #2591 (100% General Fund)

**BACKGROUND:**

The Office of the Sheriff has occupied this space since 2007. The current lease for this space will expire on December 31, 2022. The lease has a five-year renewal option but this division of the Office of the Sheriff – Court Security – is scheduled to relocate to the new Administration Annex Building at 651 Pine Street when construction of the new building is completed, which is expected to occur in the second quarter of 2024. To avoid paying for extra time in the existing space, this new lease will allow the Sheriff to remain in the current space for a two-year term, beginning January 1, 2023, with a right to terminate with a 60-day notice that can be exercised any time during the second year (2024). The termination option will provide the Sheriff flexibility in 2024, in the event the new building is not completed on schedule.

---

APPROVE

OTHER

RECOMMENDATION OF CNTY ADMINISTRATOR

RECOMMENDATION OF BOARD COMMITTEE

---

Action of Board On: 12/06/2022  APPROVED AS RECOMMENDED  OTHER

Clerks Notes:

**VOTE OF SUPERVISORS**

AYE: John Gioia, District I Supervisor  
Candace Andersen, District II Supervisor  
Diane Burgis, District III Supervisor  
Karen Mitchoff, District IV Supervisor  
Federal D. Glover, District V Supervisor

I hereby certify that this is a true and correct copy of an action taken and entered on the minutes of the Board of Supervisors on the date shown.

ATTESTED: December 6, 2022

Monica Nino, County Administrator and Clerk of the Board of Supervisors

By: June McHuen, Deputy

Contact: Margaret Eychner, 925-957-2463

cc:

CONSEQUENCE OF NEGATIVE ACTION:

The Office of the Sheriff would need to exercise their five-year option to renew the existing lease and would have to pay for time in this space that will not be needed.

ATTACHMENTS

Conflict of Interest

Outlease Renewal

Facility Name: Martinez Court Street Station  
Address: 815 Court Street

Fin/Sub No. 054782-G01  
City, ST, ZIP: Martinez, CA 94553-9991

### Real Estate Conflict of Interest Certification

To avoid actual or apparent conflicts of interest, the United States Postal Service (“Postal Service”) requires the following certification from you as a potential **Tenant/Landlord/Licensor/Supplier/Contractor** to the Postal Service. Please check all that apply in item A below. Further, please understand that the Postal Service will be relying on the accuracy of the statements made by you in this certification in determining whether to proceed with any possible transaction with you.

I, Contra Costa County hereby certify to the Postal Service as follows:  
[PRINT: name of potential **Tenant/Landlord/ Licensor/Supplier/Contractor**]

- A. (Check all that apply) I am:
- (i) \_\_\_\_\_ A Postal Service employee;
  - (ii) \_\_\_\_\_ The spouse of a Postal Service employee;
  - (iii) \_\_\_\_\_ A family member of a Postal Service employee; (*Relationship*) \_\_\_\_\_
  - (iv) \_\_\_\_\_ An individual residing in the same household as a Postal Service employee;
  - (v) \_\_\_\_\_ I am one of the individuals listed in (i) through (iv) above AND a controlling shareholder or owner of a business organization leasing or licensing space or intending to lease or license space to/from the Postal Service; OR
  - (vi) X None of the above.
- B. (Complete as applicable):
- i. I have the following job with the Postal Service(*Title*)\_\_\_\_\_ (*Location*)\_\_\_\_\_
  - ii. My Spouse who works for the Postal Service holds the following job: (*Title*)\_\_\_\_\_ (*Location*)\_\_\_\_\_
  - iii. My family member who works for the Postal Service holds the following job: (*Title*)\_\_\_\_\_ (*Location*)\_\_\_\_\_
  - iv. My household member who works for the Postal Service holds the following job: \_\_\_\_\_ (*Title*)\_\_\_\_\_ (*Location*)\_\_\_\_\_
- C. If you have checked “none of the above” and during the lease or license term or any renewal term, you do fall into any of the categories listed in A (i) through (v) above, you shall notify the Postal Service Contracting Officer in writing within 30 days of the date you fall into any of the such categories and shall include an explanation of which of the above categories now applies.
- D. The person signing this certification has full power of authority to bind the potential **Tenant/Landlord/ Supplier/Contractor** named above.

Executed this 6th day of Dec, 2022 by

BY: \_\_\_\_\_  
[Insert Signature]

BY: Brian M. Balbas  
[PRINT: name of entity or person]

Title: Public Works Director  
[Insert title]

Facility Name: \_\_\_\_\_  
Address: \_\_\_\_\_

Fin/Sub No. \_\_\_\_\_  
City, ST, ZIP: \_\_\_\_\_

**[INTERNAL USE ONLY:** 1) If A(vi) 'none of the above' is selected, stop, file form with the lease/license/~~out-sublease~~. 2) If other items are selected, submit form to [Ethics.help@usps.gov](mailto:Ethics.help@usps.gov). File form and Ethics determination with the lease/license/~~out-sublease~~.]



<u>Facility Name/Location</u>	<u>Finance/Sublocation No.</u>	<u>Project Number:</u>
Martinez Court Street Station	054782-G01	
815 Court Street		
Martinez, CA 94553-9991		

THIS OUTLEASE AGREEMENT (“Outlease”), is entered into by and between the **UNITED STATES POSTAL SERVICE**, hereinafter called Lessor, and **County of Contra Costa, a political subdivision of the State of California**, hereinafter called the Lessee, whose address is **255 Glacier Drive, Martinez, CA 94553**, to use and occupy the property hereinafter described under the terms and subject to the conditions contained herein.

1. **Premises:** In consideration of the rents, covenants and agreements hereinafter on the part of Lessee to pay, keep, and perform, the Lessor does demise and lease to the Lessee and Lessee hereby leases from Lessor, the following described premises (the "Premises"): The Premises are located in a building (the "Building") having a municipal address of **815 Court Street, Martinez, CA 94553-9991**. The Premises are located on site and the approximate location as described in Exhibit "A" attached hereto and incorporated herein. The parties agree that the rentable area of the Premises is approximately **2,223 square feet** (including 1,763 SF of office space plus 460 SF of storage space).
2. **Outlease Term:** The fixed term of this Outlease shall begin on January 1, 2023 (“Outlease Commencement Date”) and end on December 31, 2024, unless terminated prior thereto pursuant to the terms hereof (hereinafter referred to as the “Outlease Term”).
3. **Rental Rate:** Beginning on the Outlease Commencement Date and for each calendar month, Lessee shall pay the Lessor rent (“Rent”), as set out in the schedule below, which shall be due and payable on a monthly basis in advance, without demand or set-off.

The rental rate is determined as a combination of office space and storage space. The first-year annual rent is calculated as follows.

- a. Office: 1,763 SF x \$21.00 = \$36,456.00
- b. Storage: 460 SF x \$10.35 = \$4,761.00
- c. Total: \$41,217.00

3a.

<u>Months</u>	<u>Monthly Rent</u>	<u>Annual Rent</u>
01/01/2023 – 12/31/2024	\$3,434.75	\$41,217.00

There is no security deposit being carried forward.

All payments shall be made payable to the “Disbursing Officer, USPS”, and shall contain the following identification number: **054782-G01**.

All Rent payments are due and payable on the 1<sup>st</sup> of each month (“Rent Due Date”) in accordance with the above schedule and should be delivered to the Accounting Service Center, US Postal Service, Disbursing Office, P.O. Box 21888, Eagan MN 55121-0888. **If Lessee fails to pay the Rent or any other payment due to Lessor within 10 calendar days after the Rent Due Date, then (without limiting Lessor’s rights and remedies including without limitation Section 20 below) Lessee shall pay Lessor a late fee of ten percent (10%) of the amount of such payment for each and every instance during the Outlease Term and any Renewal Term, if any, that Rent is not paid on the Rent Due Date.**

4. **Renewal Option(s):** None.

5. **Termination:** Lessor has the right to terminate and reclaim the Premises at no cost or liability to Lessor by providing Lessee 60 days' written notice. Lessee has the right to terminate at no cost to Lessee by providing Lessor 60 days' written notice. Lessee's termination right may only be exercised in the second year of the 2 (two) year term. Such termination shall become effective on the date set forth in such notice.
6. **Use:** Lessee shall use the Premises exclusively for: *County Activities – Office of the Sheriff*. Lessee shall use reasonable care in the occupation and use of the Premises and shall not interfere with Lessor's operations. Lessee, Lessee's agents, employees, invitees and visitors may use the Premises only for lawful purposes consistent with the requirements of applicable laws, codes and regulations, and shall comply fully with the Rules and Regulations Governing Conduct on Postal Property, 39 C.F.R., Part 232, promulgated by Lessor, attached hereto and incorporated herein as Exhibit C ("Lessor Rules") which may be revised from time to time. Lessee agrees not to use the Premises in any way which, in the reasonable judgment of the Lessor, poses a hazard to the Lessor, or other tenants or occupants in the Building, the general public, the Premises or the Building in part or whole. Lessee will not use or occupy the Premises for any disorderly, unlawful or extra-hazardous purposes, or for any purpose that will constitute waste, nuisance or unreasonable annoyance to Lessor or other tenants or occupants of the Building or the general public, or for any purpose prohibited by Lessor's Rules.
7. **Inspection:** Lessee has inspected and knows the condition of the Premises and agrees to accept same in its 'as is' condition including wear and tear thereafter, with all faults, including defects seen and unseen and all conditions natural and artificial and including environmental conditions, without any representation of any kind, express or implied. Lessee accepts all responsibility to inspect the Premises for patent and latent defects and in entering into this Outlease, Lessee has not been induced by, and has not relied upon, any representations, warranties, or statements, whether express or implied by Lessor, or any agent, employee, or representative of Lessor that are not expressly set forth herein. Lessee's decision to lease the Premises is based solely upon lessee's own inspection, examination and analysis of the Premises. It is further understood that Lessor shall have no liability to Lessee for the condition of the Premises and Lessor leases the Premises to Lessee without any obligation on the part of Lessor to make any additions, improvements or alterations thereto.
8. **Indemnification:** Lessor shall not be responsible for damages to property or injuries to persons which may arise from or be incident to the use and occupation of the leased Premises, nor for damages to the property or injuries to the person of Lessee or of others who may be on said Premises at Lessee's invitation. Lessee shall indemnify, release and hold Lessor harmless from liability for any and all claims for such damages or injuries to the property, the Premises, or to any persons.
9. **Repairs, Alterations and Improvements:** Lessee shall not make any additions, improvements, repairs, or alterations to the Premises without the prior written consent of Lessor in each and every instance. If this provision is violated, Lessee is liable for the cost of removal and restoration, plus applicable administrative cost. In the event the Lessor consents to the Lessee making any additions, improvements, repairs, or alterations to the Premises, Lessee shall remain liable for the cost of removal and restoration in accordance with Section 11 below, plus applicable administrative cost.  

Lessee acknowledges that the building is historic and that Lessor is thus subject to certain requirements under the National Historical Preservation Act ("NHPA") and approval of the State Historic Preservation Office ("SHPO). Lessor's consent, if granted, for any repairs, alterations or improvements under this Section 9 will be conditioned upon Lessor's ability to satisfactorily comply with various requirements of the NHPA and its implementing regulations, including, without limitation, completion of the process under Section 106 of the regulations implementing the NHPA, which compliance shall be at the sole cost and expense of the Lessee. Such compliance and resulting restrictions, if any, on repairs and/or alterations or improvements, shall not be deemed to be unreasonable withholding, conditioning or delay of consent.
10. **Maintenance:** Lessee shall at its sole cost and expense, maintain in good repair and tenantable condition the Premises which shall include but is not limited to: 1) interior window coverings; 2) walls; 3) floors, floor tiles, and coverings; 4) lights, bulbs, lighting, fixtures; 5) telecommunication services and data services; and 6) Lessee's alterations and Improvements, if any. Lessee shall also be responsible for cosmetic repairs including but not limited to repair and replacement of the carpet, wall and window coverings and painting in the Premises. In the event Lessee fails to

maintain the Premises, the Lessor may engage in maintenance and repair of the Premises at Lessee's expense. Lessee shall reimburse the Postal Service for all such costs of maintenance and repair plus applicable administrative costs within ten (10) business days of a request therefor from the Lessor.

Lessor shall, except as otherwise specified herein and except for damages resulting from the act or omissions or the negligence of the Lessee, its employees, agents, contractors, licensees, or invitees, maintain in good repair and tenable condition the Building shell elements which include: the foundation, roof, structure, and base building systems that service the Premises which include the heating, cooling and ventilation for the building ("HVAC"), electrical, plumbing and life safety systems for the Building, and any and all equipment, fixtures, and appurtenances, whether severable or nonseverable, furnished by the Lessor under this Outlease.

**Janitorial:** Lessee is responsible for janitorial services which includes trash removal within the Premises at Lessee's sole cost and expense.

**Snow removal:** Lessor is responsible for snow and ice removal from sidewalks and entranceways and if parking is part of the Premises, from parking lots, driveways and drive aisles.

#### **11. Surrender and Restoration:**

- a. Lessee assumes all responsibility and liability to restore the Premises. Upon the expiration, or early termination of this Outlease, Lessee shall at its sole costs and expense (i) vacate the Premises, (ii) remove its personal property therefrom, (iii) yield and place Lessor in peaceful possession of the Premises, free and clear of any liens, claims or encumbrances caused by Lessee and (iv) restore the Premises to "broom clean" condition and to as good as a condition that the Premises existed at the commencement of this Outlease, including, without limitation, removal of any alterations, Improvements or additions Lessee made to the Premises which the Lessor requests Lessee to remove, ordinary wear and tear and damage by the elements excepted.
- b. In the event Lessee fails to remove its personal property and such alterations, Improvements or additions as may be required to be removed, and restore the Premises to the aforesaid condition stated in this Section 11a. by the expiration or earlier termination of the Term or Renewal Term, (i) then upon Lessor notice to Lessee, such failure shall constitute Lessee's abandonment of all property (personal or otherwise) and items in the Premises, and Lessor may restore the Premises which may include removal of such items and disposal of the same in any manner Lessor deems appropriate, include through sale by such means and on such terms as Lessor determines appropriate, and without further notice and without any liability or obligation to Lessor; and (ii) Lessee shall reimburse Lessor for all costs of such removal, storage, disposal and restoration of the Premises plus applicable administrative costs, upon demand. If Lessee shall fail to so vacate and surrender the Premises to Lessor as aforesaid on or before the expiration of the Outlease Term or any earlier termination date, in addition to any and all remedies that Lessor may have at law or at equity, Lessee shall be deemed to be a holdover tenant.

#### **12. Sublease and Assignment:**

Lessee shall have no right to assign or sublease this Outlease. Lessee shall neither transfer, nor assign this Outlease or any of its rights hereunder, nor sublet the Premises or any part thereof or any property thereon nor grant any interest, privilege or license whatsoever in connection with this Outlease. Any transfer, assignment, or sublease in violation of this clause shall constitute an Event of Default under Section 20.

**13. Taxes and Other Reimbursable Charges:** In the event that any tax which shall include but is not limited to a state or local tax or sales tax, is imposed upon the occupancy, use, possession, or leasehold interest of or in the real property herein leased, the obligation for the payment of the tax will be wholly that of the Lessee. Lessee shall pay the same when due without offset or deduction to payments due to the Lessor. In addition, the taxing authority shall provide evidence of such payment to Lessor.

#### **14. Insurance:**

- a. If the Premises or any part of the Premises is damaged by fire or other casualty resulting from any act or negligence of Lessee or any of Lessee's agents, contractors, invitees, licensees, or employees, rent shall not be

diminished or abated while such damages are under repair, and Lessee shall be responsible for the costs of repair not covered by insurance.

- b. Lessee shall obtain and furnish to Lessor, at no cost to the Lessor, not later than the Outlease Commencement Date, a commercial general liability insurance policy naming Lessor as an additional named insured. Lessee's insurance coverage must meet the following minimum requirements:
  - 1) Commercial General Liability Limits
    - a. Each Occurrence: \$1,000,000
    - b. Damage to Rented Premises: \$250,000 (each occurrence)
    - c. Medical Expense: N/A
    - d. Personal & Advertising Injury: N/A
    - e. General Aggregate: \$2,000,000

The certificate must include the following language under the "Description of Operations" section at the bottom of the certificate: "Written notice must be provided to the United States Postal Service within thirty (30) days of the effective date of any reduction in coverage under, or termination or cancellation of, any of the policies described herein."

- c. Lessee shall maintain insurance throughout the Outlease Term and any renewal thereof and furnish a copy of the Certificate to the Lessor upon request and on no less than an annual basis to the Real Estate Specialist at the following address: USPS, Attn: Sean M. Ford, 475 L'Enfant Plaza, SW, Room 6670, Washington, DC 20260-1862. Failure to provide and maintain the aforementioned insurance policy, with the required endorsement, in accordance with this section may result in termination of this Outlease at the option of the Lessor.
  - d. In all cases wherein Federal, state or local governmental bodies are asserting they are self-insured, Lessor at its option may approve in writing a waiver of the Insurance requirements in this Section 14. Lessee shall provide Lessor with documentation that is acceptable to Lessor in its sole and absolute discretion of evidence of such self-insurance prior to Lessee's occupancy to satisfy the obligations of this section 14.
- 15. Utilities:** Except for telephone and/or other telecommunication services which includes, but is not limited to, internet and cable services which are Lessee's responsibility, Lessor shall furnish Lessee with all utilities as presently installed in its as-is condition that serve the Premises. Lessor's responsibility includes payment of the utility bills from the service providers. Utilities will include electricity, gas, water and sewer for the Premises.
- 16. Signs:** Lessee, at Lessee's sole cost and expense is permitted to install signage identifying Lessee's name and office location on the Building or on the outside of the Building. All aspects of such signage which includes but is not limited to the location of the placement of the signage on the Building shall be subject to Lessor's prior written approval and shall be installed in compliance with all Laws hereinafter defined. Lessee shall insure, maintain in good condition and repair such signs. At the expiration or earlier termination of the Outlease Term, including any Renewal Term, Lessee shall cause such signs to be removed, all damage associated therewith to be repaired and the area restored in accordance with Section 11, at Lessee's sole cost and expense. If Lessee fails to so remove and restore, Lessee shall be liable for the cost of removal and restoration, plus applicable administrative costs.
- 17. Entry:** The Lessor reserves the right to enter the Premises at all reasonable hours to inspect it, show same or to make such repairs, additions or alterations as Lessor considers necessary. Exercise of any such right in accordance with the terms of this Section 17 shall not be considered a constructive eviction or a disturbance of Lessee's business or occupancy. Lessor shall provide Lessee with at least 24 hours prior notice of such entry, provided, however, that Lessor shall have the right to enter the Premises without prior notice in the event of an emergency.
- 18. Parking:** Lessee shall have access to 0 reserved parking spaces.

**19. Building Hours & Access:** The Building's normal hours of operation are from 8:30 AM to 5:00 PM, local time, Monday through Friday, with the exception of Federal holidays ("Building's Normal Operating Hours"). Access to the Premises is generally available to Lessee 7 days a week, 24 hours a day, 365 days per year, subject to causes beyond the reasonable control of Lessor and subject to change by Lessor.

The parties understand that from time to time and in emergency situations, the Lessor, at its own discretion, may be unable to allow or provide access to the Premises on a 24 hour a day, 7 day a week, 365 days per year basis, and may be unable to provide advance notice of such. In no event shall Lessor be liable to Lessee, its invitees, or other third parties for any damages or losses based on its failure to provide access to the Premises in the case of such emergency. However, to the extent that Lessor is unable to provide uninterrupted access to the Lessee during its Building Normal Operating Hours, the Lessee may be entitled to a rent abatement that is proportionate to the amount of time during which its access is so interrupted, unless such interruption is due to fire or other casualty, Acts of God, acts of a public enemy, riot or insurrection, vandalism, or other similar events or due to the negligent act or omission of Lessee, its agents, contractors, invitees, licensees, or employees.

**20. Default by Lessee:** The occurrence of any one or more of the following events shall constitute a default and breach of this Outlease by Lessee (hereinafter "Event of "Default"): (i) Lessee fails to make any payment of Rent on the Rent Due Date or any other payment required to be made by the Lessee under this Outlease, when due, and such failure shall continue for a period of ten (10) days after Lessor has given Lessee written notice of such failure; or (ii) Lessee abandons the Premises for thirty days or more, or fails to observe or perform any term, covenant, condition or the provisions of this Outlease required to be observed or performed by Lessee, where such failure is not cured to the full satisfaction of the Lessor within 30 days after written notice by the Lessor to Lessee of said failure. Upon such Event of Default by Lessee, the Lessor, at its option, without further notice or demand, shall have the right to any one or more of the following remedies in addition to all other rights and remedies provided at law or in equity or elsewhere herein: (a) declare this Outlease ended and terminated and may re-enter the Premises and remove all persons or things therefrom, and the Lessee hereby expressly waives all service of any demand or notice prescribed by any law or statute whatsoever; and (b) Lessor may enter the Premises and eject Lessee, forcibly or otherwise, without regard to any law or statute to the contrary, dispose of Lessee's personal property in the Premises as deemed in the best interest of the Lessor, and Lessee shall be liable for such damages as Lessor may incur.

**21. Quiet Possession:** Lessor covenants and warrants that upon performance by Lessee of its obligations hereunder, Lessor will keep Lessee in exclusive, quiet, peaceable and undisturbed and uninterrupted possession of the Premises during the term of this Outlease.

**22. Recording:** This Outlease shall not be recorded.

**23. Notice:** Any notice, or advice to or demand given hereunder shall be in writing, and shall be sent by certified mail with return receipt or express mail with tracking, provided, however, that electronic notice shall be permitted provided that such electronic notice is confirmed by return electronic mail acknowledgement from the recipient and is followed by notice given by one of the other methods listed above. Notice shall be deemed to have been given or made on the day when the notice is deposited in the mail by certified mail/return receipt requested or express mail with tracking or the date of the electronic submission to the following addresses or to such other address as either party may hereafter from time to time specify in writing for such purpose.

If to Lessee: Contra Costa County  
Public Works Department  
Attn: Principal Real Property Agent  
255 Glacier Drive  
Martinez, CA 94553

If to Lessor: Sean Ford, Real Estate Specialist  
475 L'Enfant Plaza, SW, Room 6670  
Washington, DC 20260-1862

**24. Compliance with Environmental Laws:**

a. Definitions.

“**Environmental Laws**” mean all federal, state or local statutes, laws, ordinances, rules or regulations, relating to protection of human health or the environment, including but not limited to (i) all laws relating to the release of Hazardous Materials into the air, surface water, groundwater or land, or relating to the reporting, investigation or remediation of, licensing, manufacture, processing, distribution, use, treatment, storage, disposal, transport or handling of Hazardous Materials; (ii) all laws pertaining to the protection of the health and safety of employees; and (iii) the Comprehensive Environmental Response, Compensation and Liability Act of 1980, as amended, 42 U.S.C. §9601 *et seq.*; the Hazardous Materials Transportation Act as amended 49 U.S.C. §1801 *et seq.*; the Resource Conservation and Recovery Act, as amended 42 U.S.C. §6901 *et seq.*; and the Federal Water Pollution Control Act, as amended, 33 U.S.C. §1251 *et seq.*

“**Hazardous Materials**” mean (i) any toxic substance or hazardous waste, substance or related material, or any pollutant or contaminant that is or may hereafter be defined as or included in the definition of “hazardous substances,” “toxic substances,” “hazardous materials,” “hazardous waste” or words of similar import under any and all Environmental Laws; (ii) petroleum, radon gas, asbestos in any form that is or could become friable, urea formaldehyde foam insulation, transformers or other equipment that contain dielectric fluid containing levels of polychlorinated biphenyls in excess of federal, state or local safety guidelines, whichever are more stringent; and (iii) any substance, gas material or chemical that is or may hereafter be defined as or included in the definition of “hazardous substances,” “toxic substances,” “hazardous materials,” “hazardous waste” or words of similar import under any Environmental Laws.

- b. Lessee shall comply with Environmental Laws in the use and occupancy of the Premises. Lessee will not cause or permit the storage, use, generation, or disposition of any Hazardous Materials in, on, or about the Premises and the Building, by Lessee, its agents, employees, or contractors, except in such small amounts as are necessary to conduct Lessee’s normal business operations (*e.g.*, cleaning products, inks and toners, and pest control products). Lessee shall not permit the Premises to be used or operated in any manner that may cause the Premises or the Building to be contaminated by any Hazardous Materials in violation of any Environmental Laws. Lessee will immediately advise the Lessor in writing of (i) any and all enforcement, cleanup, remedial, removal, or other governmental or regulatory actions instituted, completed, or threatened pursuant to any Environmental Laws relating to any Hazardous Materials affecting the Premises; and (ii) all claims made or threatened by any third party against Lessee, Lessor, or the Premises relating to damage, contribution, cost recovery, compensation, loss, or injury resulting from any Hazardous Materials on or about the Premises. Notwithstanding the foregoing, in the event any activity of Lessee involves storage on the Premises, shipping to or from the Premises or any use on the Premises of a material, chemical or agent that qualifies as a Hazardous Material under Environmental Laws, Lessee may request Lessor’s consent to permit use of such Hazardous Materials on the Premises, which is subject to Lessor’s written approval which Lessor may approve or deny in its sole and absolute discretion. If Lessor approves the use of Hazardous Materials, then Lessee shall comply with all Environmental Laws and shall provide the Contracting Officer with copies of all licenses, permits or authorizations for the use, shipment, storage or transport of the Hazardous Materials as well as copies of any citations or listing of infractions and subsequent corrections by the Lessee. Copies of any changes in any and all licenses or permits must be forwarded to the Contracting Officer. Where more than one environmental law applies, the more stringent shall apply. If any Environmental Laws require the filing of periodic reports by the Lessee, it shall be the obligation of Lessee under this Outlease to file a copy of any such periodic report(s) with the Lessor’s Contracting Officer at the same time such report(s) is filed with the federal, state or local government or its assignee.
- c. Lessor reserves the right to inspect the Premises at any reasonable time to ascertain if any Outlease violations occur. If any contamination, violation or hazardous condition, as reasonably determined by the Contracting Officer, occurs due to the handling, use, storage or transfer by Lessee of such Hazardous Materials, whether such contamination, violation or hazardous condition is discovered during the Outlease term or after expiration or termination thereof, Lessee shall be solely responsible for removal or remediation of the hazardous or toxic condition in accordance with Environmental Laws. Notwithstanding any other clause in this Section or in the Outlease, Lessee shall remove all of Lessee’s Hazardous Materials from the Premises at the expiration or

termination of the Outlease and provide copies of all permits, notices and manifests required for such removal to Lessor. Lessee's failure to comply with the provisions of this section shall be grounds for termination of this Outlease for default. Receipt by Lessor of notices, reports, or any other information or documentation required herein shall not impose any responsibility on Lessor to supervise the affairs of Lessee nor relieve Lessee of its responsibility to comply fully with all applicable laws and regulations. The rights and remedies of Lessor provided in this section are in addition to any other rights and remedies which may be available to Lessor by law or under this Outlease. Lessee hereby indemnifies Lessor and its officers, agents, representatives, and employees from all claims, loss, damage, actions, causes of action, expense and/or liability, including the cost of defense, resulting from, brought for, or on account of any violation of this clause. This indemnity shall survive any termination or expiration of the Outlease Term or any Renewal Term.

**25. Asbestos Containing Material (ACM):**

For the purposes of this Section 25, "**Asbestos-Containing Material**" (ACM) means any material containing more than 1% asbestos as determined by using the method specified in 40 CFR Part 763, Subpart E, Appendix E. "Friable asbestos material" means any ACM that, when dry, can be crumbled, pulverized, or reduced to powder by hand pressure.

The Premises may, or may not, contain ACM. It is Lessee's responsibility to review the Asbestos Survey a copy of which Lessor has provided to Lessee. Lessee acknowledges receipt and review of the complete Asbestos Survey, as evidenced by the cover page and summary of the pages (the entire Asbestos Survey is not included due to its voluminous nature) in Exhibit B attached hereto and incorporated herein. Lessee understands and agrees that the Asbestos Survey is provided for informational purposes only. Should Lessee contract for custodial services or any other services (including construction, repairs, etc.), Lessee shall notify its contractor of the existence of ACM, where applicable, and provide its contractor with a copy of any Asbestos Survey. Neither Lessee nor its contractor or any other party is entitled to rely on the accuracy of the Asbestos Survey.

In the event Lessee performs any alteration, repair or work within the Premises and Lessee subsequently discovers or identifies ACM in the Premises, Lessee shall provide written notice to the USPS Contracting Officer within 48 hours of discovery of the ACM. Lessee agrees at Lessee's sole cost and expense to remove and/or abate any friable ACM and to coordinate all work with Lessor. Lessee further agrees to provide Lessor copies of all documents, including sampling, lab work, tests and test results tests related to the ACM and performance of the work.

Any renovation or alteration performed by Lessee impacting or potentially impacting ACM requires the prior written approval of the USPS Contracting Officer and in the event of such approval Lessee shall coordinate all work with the Lessor. In performance of any work that impacts or potentially impacts ACM, Lessee shall comply with all applicable local, state, and federal laws, as well as all USPS requirements, including USPS asbestos policies, plans, management instructions, and environmental policies ("Lessor Asbestos Requirements"). Lessee must keep complete records of all such activity and transfer them to Lessor at the termination of the Outlease.

Lessee agrees to require its contractor to act only in accordance with Lessor Asbestos Requirements. Should Lessee or any contractor providing services to or at the Premises have any questions or concerns regarding Lessor's Asbestos Requirements, Lessee shall contact Lessor prior to undertaking any action at the Premises.

Lessee hereby indemnifies, releases, and holds harmless Lessor from any and all claims, losses, etc. in any way arising out of any work or activity performed related to this Section 25.

**26. Compliance with Laws:** Lessee shall, and shall ensure that its employees, agents, affiliates, representatives and contractors, identify and fully comply with all laws, including, but not limited to, (i) federal, state, municipal and local laws, codes and regulations, (ii) the rules, orders, regulations and requirements of governmental departments and bureaus, and (iii) all codes, laws, ordinances and regulations of any public authority having jurisdiction over the Premises and pertaining to Lessee's use, occupancy and condition of the Premises and all machinery, equipment and furnishings therein (hereinafter "Laws"). Lessee shall use due care in the occupation and use of the Premises. If any permits are required in order to allow Lessee to lawfully improve the Premises and to occupy and conduct its business



in the Premises, then Lessee shall obtain and keep current such permits at Lessee's expense and promptly deliver a copy thereof to Lessor.

- 27. Holding Over:** If Lessee occupies the Premises beyond the Outlease Term or any properly exercised Renewal Term, without Lessor's written consent ("Hold Over"), Lessee shall be deemed to occupy the Premises on a month to month basis, terminable by either party on thirty (30) days written notice to the other party and all of the terms and provisions of this Outlease shall be applicable during that period, except that Lessee shall pay Lessor a monthly rental rate equal to one hundred fifty percent (150%) of the monthly rent applicable hereunder at the expiration of the previous Outlease Term or applicable Renewal Term, prorated for the number of days of such holding over. If Lessee refuses to vacate after receiving a notice of termination as provided in this section, Lessee shall be deemed a Lessee at sufferance and Lessor may use self-help, or may institute a forcible detainer or similar action against Lessee or any other party in possession of the Premises, or pursue any other remedy available at law or in equity.
- 28. Governing Law:** This Outlease shall be governed, construed and interpreted by, through and under federal law. In the event there is no applicable federal law, the laws of the State of California shall apply.
- 29. Final Agreement:** This Outlease terminates and supersedes all prior understandings or agreements on the subject matter hereof. This Agreement may be modified only by a further writing that is duly executed by both parties.
- 30. No Waiver:** The failure of Lessor to insist in any one or more instance upon performance of any of the terms, covenants, or conditions of this Outlease shall not be construed as a waiver or relinquishment of the future performance of any such term, covenant, or condition. Lessee's obligation with respect to such future performance shall continue in full force and effect.
- 31. Headings:** The headings used in this Outlease are for convenience of the parties only and shall not be considered in interpreting the meaning of any provision of this Outlease.
- 32. Successors:** The provisions of this Outlease shall extend to and be binding upon Lessor and Lessee and their respective legal representatives, successors and assigns.
- 33. Authority.** Each party represents that it has caused this Outlease to be executed on its behalf as of the date written below by a representative empowered to bind that party with respect to the undertakings and obligations contained herein.
- 34. General Conditions:** This Outlease is subject to the General Conditions, attached hereto and incorporated herein as Exhibit D.
- 35. Counterparts.** This Outlease may be executed in counterparts, which together shall constitute a single instrument. The parties agree that if the signature(s) of either Lessor or the Lessee on this Outlease or any amendments, addendums, or other records associated with this Outlease is not an original but is a digitally encrypted signature, then such digitally encrypted signature shall be as enforceable, valid and binding as, and the legal equivalent to, an authentic original wet signature penned manually by its signatory.

**Privacy Act Statement:** Your information will be used to process your Outlease Agreement. Collection is authorized by 39 USC 401. Providing the information is voluntary, but if not provided, we may not process your request. We may only disclose your information as follows: in relevant legal proceedings; to law enforcement when the USPS or requesting agency becomes aware of a violation of law; to a congressional office at your request; to entities or individuals under contract with USPS; to entities authorized to perform audits; to labor organizations as required by law; to federal, state, local or foreign government agencies regarding personnel matters; to the Equal Employment Opportunity Commission; to the Merit Systems Protection Board or Office of Special Counsel; to the Department of the Treasury under the Treasury Offset Program computer matching to establish an identity; and to financial institutions or payees to facilitate or resolve issues with payment services. For more information regarding our privacy policies visit [usps.com/privacy-policy](https://usps.com/privacy-policy).

**ADDENDUM**

Additional clauses for properties with a USPS presence and/or other Lessees:  
The remainder of the page is left intentionally blank.



EXECUTED BY LESSEE this 6th day of December, 2022.

FEDERAL / STATE / LOCAL  
GOVERNMENT ENTITY

By executing this Outlease, Lessee certifies that Lessee is not a USPS employee or contract employee (or an immediate family member of either), or a business organization substantially owned or controlled by a USPS employee or contract employee (or an immediate family member of either).

Name of Gov't entity: Contra Costa County, a political division of the State of California

By: Brian M. Balbas, Public Works Director

\_\_\_\_\_  
Signature

Lessee's Address: 255 Glacier Drive  
City: Martinez  
State: CA  
Zip + 4: 94553

Lessee's Telephone Number(s): 925-313-2000 FAX: 925-646-0288

Federal Tax Identification No.: 94-6000-509

\_\_\_\_\_  
Witness

\_\_\_\_\_  
Witness

d. Where the Lessee is a local, state, federal or governmental agency or entity ("Government Entity"), the Outlease must be accompanied by documentary evidence affirming the authority of the signatory, officer, agent, or agents, to execute the Outlease so to bind the Government Entity, for which he or she (or they) purports to act. The usual evidence required to establish such authority is in the form of a Contracting Officer warrant, delegation of authority, or the equivalent of a corporate seal or resolution duly attested by a corporate secretary/managing members/managing partners. Such resolutions, when required, must contain the essential stipulations embodied in the Outlease. The names and official titles of the signatories or officers who are authorized to sign the Outlease must appear in the document.

Any notice to Lessee provided under this Outlease or under any law or regulation must be in writing and submitted to Lessee at the address specified above, or at an address that Lessee has otherwise appropriately directed in writing. Any notice to the Postal Service provided under this Outlease or under any law or regulation must be in writing and submitted to "Contracting Officer, U.S. Postal Service" at the address specified below, or at an address that the Postal Service has otherwise directed in writing.



**ACCEPTANCE BY THE UNITED STATES POSTAL SERVICE**

Date: \_\_\_\_\_

**Letitia Russell**  
Contracting Officer

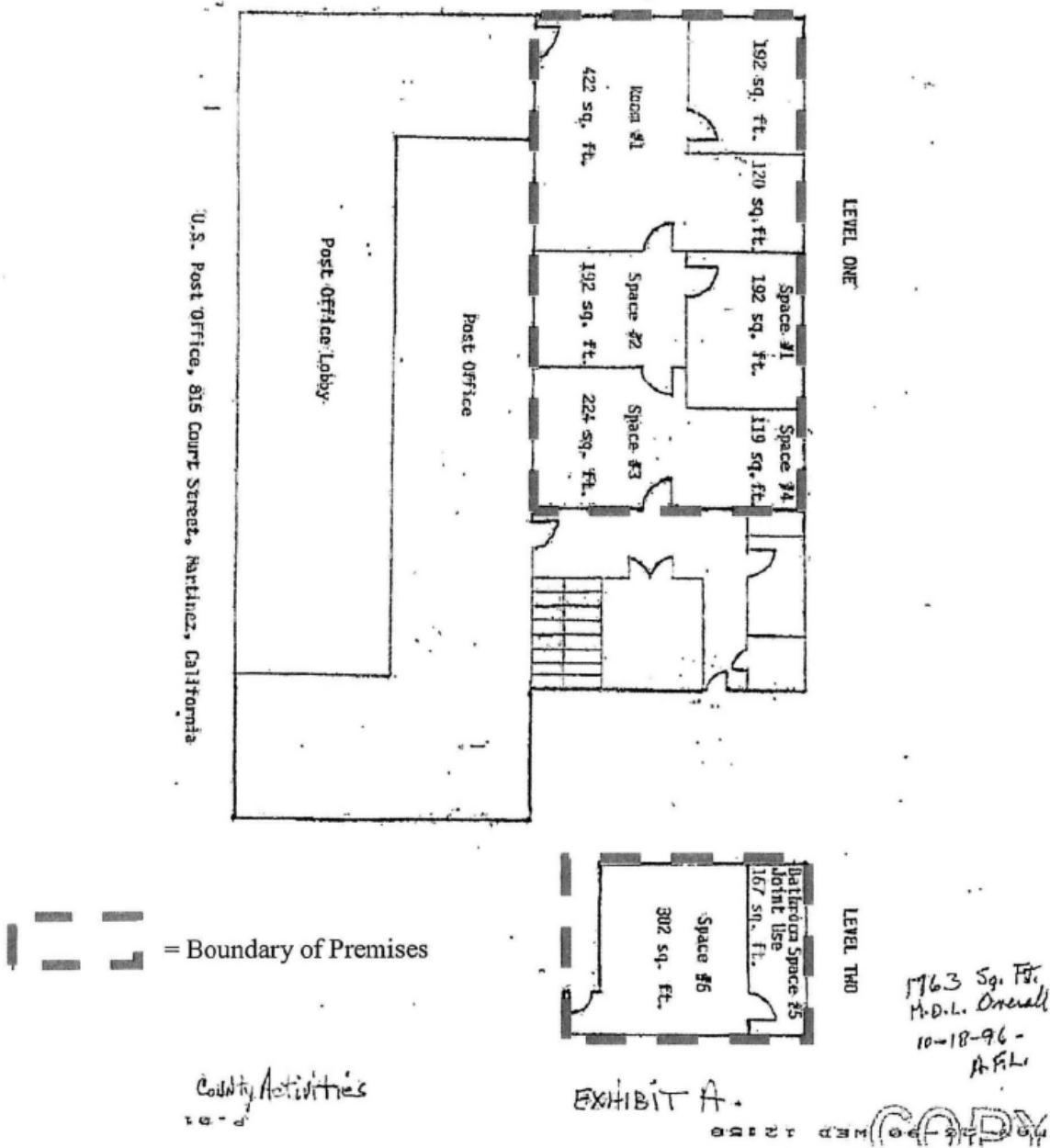
\_\_\_\_\_  
Signature of Contracting Officer

Address of Contracting Officer  
PO Box 27497  
Greensboro, NC 27498-1103

**Exhibit A**

Room 1, adjacent space# 1 and #2, space #3, #4 on the first floor, and joint use of space #5 and #6 on the 2<sup>nd</sup> floor; consisting of approximately **1,763 square feet for office use**, and including a storage room located in the South East (SE) section of the basement level and measuring approximately 180 additional square feet (9 x 20 feet) and a storage room located in the North East (NE) section of the basement next to the boiler room at the bottom of the stairs and measuring approximately 280 additional square feet (14 x 20 feet), for a **total square footage of approximately 2,223 square feet**, within the Martinez Court Street Station, 815 Court Street, Martinez, CA 94553-9991.

Floorplan of Premises (basement storage rooms not shown)



**Exhibit B**  
Asbestos

**ASBESTOS AND LEAD-BASED PAINT  
INVESTIGATIVE SURVEY INSPECTION REPORT**

**MARTINEZ-COURT STATION POST OFFICE  
815 COURT STREET  
MARTINEZ, CALIFORNIA**

***Prepared for:***

**United States Postal Service  
Oakland District  
Oakland, California 94615-9991**

***Prepared by:***

**Hygienetics Environmental Services Inc.  
7677 Oakport Street, Suite 1150  
Oakland, California 94621**

**February 1997**

**Exhibit B**  
Asbestos**EXECUTIVE SUMMARY**

The following materials were reported by Hygienetics Laboratory Services to contain asbestos in quantities greater than 0.1% by weight:

- Thermal Systems Insulation
- Baseboard Mastic

The baseboard materials may be classified as non-friable in their present state. However, areas of wear or damage and impact due to renovation or demolition will cause the materials, or portions thereof, to become friable.

The Thermal Systems Insulation may be classified as friable in its present state.

In the attached United States Postal Service Database Information appendix, the database printout does not differentiate between asbestos-containing materials and non-asbestos containing materials. However, Hygienetics has separated the two categories by including only asbestos-containing materials in the cost estimate section of the printed results.

The following paints were reported by MicroAnalytical Laboratories to contain lead in quantities greater than 0.5% or 5,000 parts per million (ppm):

- Dark green paint on concrete
- White paint on wallboard
- Brown paint on wood
- Gray paint on concrete
- Brown paint on wood, exterior



**Exhibit C****Rules and Regulations****A. APPLICABILITY**

These rules and regulations apply to all real property under the charge and control of the Postal Service, to all Lessees, tenant agencies, and to all persons entering on or such property. These rules and regulations shall be posted and kept posted at a conspicuous place on all such property.

**B. RECORDING PRESENCE**

Except as otherwise ordered, properties must be closed to the public after normal business hours. Properties also may be closed to the public in emergency situations and at such times as may be necessary for the orderly conduct of business. Admission to properties when such properties are closed to the public may be limited to authorized individuals who may be required to sign the register and display identification documents when requested by security force personnel or other authorized individuals.

**C. GENERAL RESTRICTIONS**

1. *Preservation of Property.* Improperly disposing of rubbish, spitting, creating any hazard to persons or things, throwing articles of any kind from a building, climbing upon the roof or any part of a building, or willfully destroying, damaging, or removing any property or any part thereof, is prohibited.
2. *Conformity with Signs and Directions.* All persons in and on the property shall comply with official signs of a prohibitory or directory nature, and with the directions of security force personnel or other authorized individuals.
3. *Inspection.* Purses, briefcases, and other containers brought into, while on, or being removed from the property are subject to inspection. However, items brought directly to a postal facility's customer mailing acceptance area and deposited in the mail are not subject to inspection, except as provided by section 274 of the Administrative Support Manual. A person arrested for violation of this section may be searched incident to that arrest.

**D. SPECIFIC RESTRICTIONS**

1. *Disturbances.* Disorderly conduct, or conduct which creates loud and unusual noise, or which obstructs the usual use of entrances, foyers, corridors, offices, elevators, stairways, and parking lots, or which otherwise tends to impede or disturb the public employees in the performance of their duties, or which otherwise impedes or disturbs the general public in transacting business or obtaining the services provided on property, is prohibited.
2. *Gambling.* Participating in games for money or other personal property, the operating of gambling devices, the conduct of a lottery or pool, or the selling or purchasing of lottery tickets, is prohibited on postal premises. This prohibition does not apply to the vending or exchange of state lottery tickets at vending facilities operated by licensed blind persons where such lotteries are authorized by state law.
3. *Alcoholic Beverages and Drugs.* A person under the influence of an alcoholic beverage or any drug that has been defined as a "controlled substance" may not enter postal property or operate a motor vehicle on postal property. The possession, sale, or use of any "controlled substance" (except when permitted by law) or the sale or use of any alcoholic beverage (except as authorized by the Postmaster General or designee) on postal premises is prohibited. The term "controlled substance" is defined in section 802 of title 21 U.S.C.
4. *Smoking and Sale of Tobacco Products in Vending Machines.*
  - a. Smoking (defined as having a lighted cigar, cigarette, pipe, or other smoking material) is prohibited in all postal buildings and office space, including public lobbies.
  - b. The sale of tobacco products in vending machines located in or around postal property is prohibited. The distribution of free samples of tobacco products in or around postal property is also prohibited. The term "tobacco product" means cigarettes, cigars, little cigars, pipe tobacco, smokeless tobacco, snuff, and chewing tobacco.

5. *Soliciting, Electioneering, Collecting Debts, Vending, and Advertising.* Soliciting alms and contributions, campaigning for election to any public office, collecting private debts, commercial soliciting and vending, (including but not limited to, the vending of newspapers and other publications), the display or distribution of commercial advertising on postal premises, soliciting signatures on petitions, polls, or surveys (except as otherwise authorized by Postal Service regulations), and impeding ingress to or egress from post offices are prohibited. These prohibitions do not apply to:
  - a. Commercial or nonprofit activities performed under contract with the Postal Service or pursuant to the provisions of the Randolph-Sheppard Act;
  - b. Posting notices on bulletin boards as authorized in POSTAL OPERATIONS MANUAL 221.525;
  - c. The solicitation of Postal Service and other federal military and civilian personnel for contributions by recognized agencies as authorized by the Manual on Fund Raising Within the Federal Service issued under Executive Order 10927 of March 13, 1961.
6. *Leafleting, picketing, etc.* Leafleting, distributing literature, picketing, and demonstrating by members of the public are prohibited in lobbies and other interior areas of postal buildings open to the public. Public assembly and public address, except when conducted or sponsored by the Postal Service, are also prohibited in lobbies and other interior areas of postal buildings open to the public
7. *Voter registration.* Voter registration may be conducted on postal premises only in full accordance with the requirements of 39 CFR 232.1(h)(4).
8. *Placement of furniture, etc.* Except as part of postal activities or activities associated with those permitted under section D.7 above, no tables, chairs, freestanding signs or posters, structures, or furniture of any type may be placed in postal lobbies or on postal walkways, steps, plazas, lawns or landscaped areas, driveways, parking lots, or other exterior spaces.
9. *Depositing Literature.* The depositing or posting of handbills, flyers, pamphlets, signs, posters, placards, or other literature except official postal and other governmental notices and announcements on the grounds, walks, driveways, parking and maneuvering area, exteriors of buildings and other structures, or on the floors, walls, stairs, racks, counters, desks, writing tables, window ledges, or furnishings, in interior public areas on postal premises is prohibited. This prohibition does not apply to:
  - a. Posting notices on bulletin boards as authorized in 221.525, POSTAL OPERATIONS MANUAL.
  - b. Interior space assigned to tenancies for their exclusive use.
10. *Photographs for News, Advertising, or Commercial Purposes.*

Except as prohibited by official signs or the directions of security force personnel or other authorized personnel or a federal court order or rule, photographs for news purposes may be taken in entrances, lobbies, foyers, corridors, or auditoriums when used for public meeting. Other photographs may be taken only with the permission of the local postmaster or installation head.
11. *Dogs and Other Animals.* Dogs and other animals, except those used to assist persons with disabilities, must not be brought upon postal property for other than official purposes.
12. *Vehicular and Pedestrian Traffic*
  - a. Drivers of all vehicles in or on postal premises shall drive in a careful and safe manner at all times and shall comply with signals and directions of security force personnel, other authorized individuals, and all posted traffic signs.
  - b. The blocking of entrances, driveways, walks, loading platforms, or fire hydrants is prohibited.
  - c. Parking without authority, parking in unauthorized locations or in locations reserved for other persons, or continuously in excess of 18 hours without permission, or contrary to the direction of posted signs is prohibited. The section may be supplemented by the postmaster or installation head from time to time by the issuance and posting of specific traffic directives as may be required. When so issued and posted, such directives shall have the same force and effect as if made a part thereof.

13. *Weapons and Explosives*. No person while on postal property shall carry firearms, other dangerous or deadly weapons, or explosives, either openly or concealed, or store the same on postal property, except for official purposes.

**E. NONDISCRIMINATION**

There must be no discrimination by segregation or otherwise against any person or persons because of race, color, religion, national origin, sex, age (persons 40 years of age or older are protected), reprisal (discrimination against a person for having filed or for having participated in the processing of an EEO complaint\_29 CFR 1613.261-262), or physical or mental handicap, in furnishing, or by refusing to furnish to such person or persons the use of any facility of a public nature, including all services, privileges, accommodations, and activities provided on postal property.

**F. PENALTIES AND OTHER LAW**

1. Alleged violations of these rules and regulations are heard and the penalties prescribed herein are imposed, either in a Federal District Court or by a federal magistrate in accordance with applicable court rules. Questions regarding such rules should be directed to the regional counsel for the region involved.
2. To the extent applicable under 39 CFR Part 232, whoever shall be found guilty of violating the rules and regulations in this notice while on property under the charge and control of the Postal Service is subject to fine of not more than \$50 or imprisonment of not more than 30 days or both. Nothing contained in these rules and regulations shall be construed to abrogate any other federal laws or regulations or any state or local laws and regulations applicable to any area in which the property is situated.
3. Members of the U.S. Postal Security Force shall exercise the powers of special policemen provided by 40 U.S.C. 318 and shall be responsible for enforcing the regulations in this notice in a manner that will protect Postal Service property. Postal inspectors, Office of Inspector General Criminal Investigators, and other persons designated by the chief Postal Inspector may likewise enforce regulations in this notice.

**Exhibit D****General Conditions****1. Contingent Fees/Brokers**

- a. The Lessee warrants that no person or selling agency has been employed or retained to solicit or obtain this Outlease for a commission, percentage, brokerage, or contingent fee, except bona fide employees or bona fide, established commercial or selling agencies employed by the Lessee for the purpose of obtaining business.
- b. For licensed employees or established commercial brokerage agencies employed by the parties for the purpose of leasing space for a brokerage commission, each party agrees to pay its respective agent a commission in accordance with the respective agreement(s) between the respective party and its agent/broker.
- c. For breach or violation of this warranty, the Postal Service has the right to annul this contract without liability or to deduct from the contract price or otherwise recover the full amount of the commission, percentage, brokerage fee, or contingent fee.

**2. Non-Discrimination:** The Lessee agrees that they will not discriminate by segregation or otherwise against any person or persons because of race, color, religion, national origin, sex, age (persons 40 years of age or older are protected), reprisal (discrimination against a person for having filed or for having participated in the processing of an EEO complaint 29 CFR 1613.261-262), or physical or mental handicap, in furnishing, or by refusing to furnish to such person or persons the use of any facility of a public nature, including all services, privileges, accommodations, and activities provided herein.

**3. Relocation:** Lessee acknowledges that it acquires no right by virtue of execution of this Outlease to claim any benefits under Title 39, Code of Federal Regulations, Part 777 (Relocation Assistance and Real Property Acquisition Policies).

**4. Gratuities or Gifts (Clause 1-5: March 2006)**

- a. The Postal Service may terminate this contract for default if, after notice and a hearing, the Postal Service Board of Contract Appeals determines that the Lessee or the Lessee's agent or other representative:
  - i. Offered or gave a gratuity or gift (as defined in 5 CFR 2635) to an officer or employee of the Postal Service; and
  - ii. Intended by the gratuity or gift to obtain a contract or favorable treatment under a contract.
- b. The rights and remedies of the Postal Service provided in this clause are in addition to any other rights and remedies provided by law or under this contract.

**5. Incorporation by Reference:** In addition to the foregoing, the following clauses are incorporated in this contract by reference. The text of incorporated terms may be found in the Contract Clauses section of the Postal Service's Supplying Principles and Practices manual, which is accessible on-line or upon request.

Clause 9-7, Equal Opportunity (March 2006)<sup>1</sup>

Clause 9-13, Affirmative Action for Handicapped Workers (March 2006)<sup>2</sup>

Clause 9-14, Affirmative Action for Special Disabled Veterans, Veterans of the Vietnam Era, and Other Eligible Veterans (February 2010)<sup>3</sup>

<sup>1</sup>For contracts aggregating payments of \$10,000 or more.

<sup>2</sup>For contracts aggregating payments of \$10,000 or more.

<sup>3</sup>For contracts aggregating payments of \$25,000 or more.



Contra  
Costa  
County

To: Board of Supervisors  
From: Beth Ward, Animal Services Director  
Date: December 6, 2022

Subject: California for All Animals Program Grant

---

**RECOMMENDATION(S):**

APPROVE and AUTHORIZE the Animal Services Director, or designee, to accept and execute any necessary documents associated with the California for All Animals Program Grant from The Regents of the University of California, on behalf of its Davis Campus School of Veterinary Medicine in an amount not to exceed \$200,000, to update the department's strategic plan, community engagement program, and marketing program, for the period of September 1, 2022, through August 31, 2024.

**FISCAL IMPACT:**

No County match. 100% State funds

**BACKGROUND:**

The California for All Animals program was originally proposed by Governor Gavin Newsom in 2020 to help meet the state's goal that no healthy or treatable animal be euthanized in a California shelter. It was funded by the legislature in 2021. The goal is to develop local programs that provide every at-risk animal the "Right Care in the Right Place at the Right Time to the Right Outcome." The Department of Animal Services seeks to utilize grant funds to explore ways to strengthen the department's foundation to bolster programs and develop an improved

---

APPROVE

OTHER

RECOMMENDATION OF CNTY ADMINISTRATOR

RECOMMENDATION OF BOARD COMMITTEE

---

Action of Board On: **12/06/2022**  APPROVED AS RECOMMENDED  OTHER

Clerks Notes:

**VOTE OF SUPERVISORS**

AYE: John Gioia, District I Supervisor  
Candace Andersen, District II Supervisor  
Diane Burgis, District III Supervisor  
Karen Mitchoff, District IV Supervisor  
Federal D. Glover, District V Supervisor

I hereby certify that this is a true and correct copy of an action taken and entered on the minutes of the Board of Supervisors on the date shown.

ATTESTED: December 6, 2022

Monica Nino, County Administrator and Clerk of the Board of Supervisors

By: Laura Cassell, Deputy

Contact: Arturo Castillo: 925-608-8408

cc:

BACKGROUND: (CONT'D)

understanding of the needs of the community. The grant scope has three areas of focus:

- 1) Strategic Plan- The Animal Services Department will identify a contractor to assess the successes and challenges of the current 2018 strategic plan, and to work with staff to develop and design an updated strategic plan.
- 2) Community Engagement Program - The Department will engage County residents and partners to educate them about available services, and to assess animal welfare needs and priorities through a series of community engagement activities to inform the development of a current community engagement plan.
- 3) Marketing Program - The Department will develop a marketing plan and various media tools to better engage underserved populations.

CONSEQUENCE OF NEGATIVE ACTION:

If this action is not approved, the Animal Services Department will not receive the additional funds to update its strategic plan, community engagement program, and marketing program.

ATTACHMENTS

UC Davis Agreement

**SHELTER SERVICES AGREEMENT**  
(Contra Costa County, On Behalf Of Its Animal Services Department)

THIS SHELTER SERVICES AGREEMENT (“**Agreement**”) is made and entered into as of the date last signed below by and between THE REGENTS OF THE UNIVERSITY OF CALIFORNIA (“**University**”) on behalf of its Davis Campus School of Veterinary Medicine on behalf of its Koret Shelter Medicine Program (“**Facility**”) and CONTRA COSTA COUNTY, ON BEHALF OF ITS ANIMAL SERVICES DEPARTMENT (“**Shelter**”) in connection with the California for All Animals statewide animal shelter assistance program (“**Program**”).

The parties agree as follows:

1. **Shelter Services.** Shelter shall adhere to the scope of work described in “**Exhibit A**”, attached hereto and by this reference made a part hereof (collectively the “**Services**”). University shall reimburse Shelter for costs (“**Expenses**”) pursuant to Section 2 below and as outlined in Exhibit A. “**Deliverables**” shall consist of report(s) and photographs, as applicable, as more fully described in Exhibit A. Additional work shall be performed only if authorized in advance by written amendment to this Agreement executed by both parties. To the extent that any provision of Exhibit A is inconsistent with this Agreement, this Agreement shall take precedence.
2. **Payment by University.** In consideration of Shelter’s Expenses as described in Exhibit A, Facility shall pay Shelter an amount not to exceed \$200,000 to be disbursed upon final signature below. Payment questions should be addressed to Nancy Bei at telephone number (530) 754-9183 or at e-mail address [nmbei@ucdavis.edu](mailto:nmbei@ucdavis.edu).
3. **Term.** Services shall be rendered from September 1, 2022 through August 31, 2024.
4. **Endorsement Disclaimer.** Nothing in this agreement shall be interpreted to indicate, imply, or otherwise suggest (i) that University supports, endorses, favors, or advances, any product or service offered, connected, or affiliated with Shelter; or (ii) that University endorses, favors, supports, or opposes, any proposal, measure, program of action, campaign, or public appeal that is advocated, promoted, advanced, or opposed by any other person or entity with respect to the subject matter presented by Shelter.
5. **Amendment.** This Agreement may be amended at any time by amendment in writing and signed by the parties, and no other change in any term or condition shall be valid or binding unless made by amendment.
6. **Mutual Indemnification.** The parties agree to defend, indemnify and hold one another harmless from and against any and all liability, loss, expense, attorneys’ fees, or claims for injury or damages arising from the performance of this agreement, but only in proportion to and to the extent such liability, loss, expense, attorneys’ fees, or claims for injury or damages are caused by or result from the negligent or intentional acts or omissions of the indemnifying party, its officers, agents, students, or employees.



7. **Insurance.** The parties at their own respective costs shall carry sufficient insurance, or programs of self-insurance (general liability, workers' compensation, and auto liability), adequate to cover any claims arising from their respective activities under this Agreement.
8. **Force Majeure.** Neither party shall be liable for damages suffered by the other party because of University's or Shelter's failure to perform if failure is due to any cause beyond that party's control.
9. **Relationship of the Parties.** The parties to this Agreement shall be and remain at all times independent contractors, neither being the employee, agent, or representative of the other in their relationship under this Agreement.
10. **Use of University's Name.** Neither party shall use the name or mark of the other party in any form or manner in advertisements, reports, or other information released to the public without the prior written approval of the other party.
11. **Notice.** Any notice, request, or inquiry regarding the provisions of this Agreement, its termination, or similar matters shall be directed to the appropriate party at the following address:

UNIVERSITY (regarding contracts)  
 Valerie A. Roque  
 Business & Revenue Contracts  
 University of California, Davis  
 One Shields Ave.  
 Davis, CA 95616  
 E-mail: [vroque@ucdavis.edu](mailto:vroque@ucdavis.edu)

SHELTER (regarding contracts)  
 Beth Ward  
 Director  
 Contra Costa County  
 4800 Imhoff Pl  
 Martinez, CA 94553  
 E-mail: [beth.ward@asd.cccounty.us](mailto:beth.ward@asd.cccounty.us)

UNIVERSITY (regarding project)  
 Karol Tapias  
 School of Veterinary Medicine  
 University of California, Davis  
 One Shields Ave.  
 Davis, CA 95616  
 E-mail: [ketapias@ucdavis.edu](mailto:ketapias@ucdavis.edu)

12. **University's Right to Use Data.** University shall have the unrestricted right to use for its own purposes, including publication, any data or information which may be developed, provided by or arising in connection with the performance of this Agreement.
13. **Governing Law.** This Agreement shall be construed pursuant to California law.
14. **Federal Exclusion Warranty.** Shelter warrants that it is not excluded from participation in any governmental sponsored program, including, without limitation, the Medicare, Medicaid, or Champus programs (<http://exclusions.oig.hhs.gov/search.html>) and the Federal Procurement and Nonprocurement Programs (<https://www.sam.gov/index.html/##11#1>). This agreement shall be

subject to immediate termination in the event that Shelter is excluded from participation in any federal healthcare or procurement program.

15. **Termination.** Either party may terminate this Agreement at any time by giving the other thirty (30) calendar days' written notice of such action. If this Agreement is terminated, Shelter shall retain any funds expended or committed for the purposes of this Agreement and will return any unexpended funds.


16. **Entire Agreement.** This Agreement constitutes the entire understanding of the parties respecting the subject matter hereof and supersedes any prior understanding or agreement between them, written or oral, regarding the same subject matter.

AGREED:

CONTRA COSTA COUNTY, ON  
BEHALF OF ITS ANIMAL  
SERVICES DEPARTMENT

THE REGENTS OF THE  
UNIVERSITY OF CALIFORNIA

By:   
(authorized signature)


By:   
STEVEN KOBAYASHI, ASSOCIATE DIRECTOR  
BUSINESS & REVENUE CONTRACTS  
UC Davis

Print name: BETH WALCO

Title: DIRECTOR

Date: 11/1/22

Date: October 21, 2022



Cynthia L. Shehorn, CPPB 11-9-22  
Public Works Division  
Purchasing Department  
Contra Costa County

**Exhibit A**

**Scope of Work**

1. Purpose of the work: *Contra Costa County will create and implement a marketing and communication plan to help educate their community about their available services, provide staff development, and will bring on board a position (independent contractor) to help connect with the community.*
2. Roles and responsibilities of each party: *Contra Costa County will implement their "Building a New Foundation" program, where they will provide their staff with development, will bring on a new position (independent contractor) that will help to connect with the community, and will implement a marketing and communication plan. Contra Costa County will 1) submit 5 years of intake and outcome data; 2) submit each subsequent year annually by the end of the first quarter; and 3) perform record keeping as required by CA4AA. No university equipment will be used.*
3. Dates and times will the work be completed: *Work will be completed during the contract period of September 1, 2022 through August 31, 2024.*
4. Location where work will be performed: *4800 Imhoff Pl, Martinez, CA 94553*
5. Required deliverables: *One final report will be required upon completion of the program. Additional touch points during the grant will be discussed with project officer. Annual intake and outcome data reports and surveys will be required for the life of the program.*
6. Project milestones: *Program pilot to be completed by August 31, 2024.*
7. Total cost of the services: *Total of services not to exceed \$200,000. No construction costs will be funded through this grant.*

○ Items	▪ Marketing	\$35,000
	▪ Independent Contractor	\$120,000
	▪ Strategic Plan/Leadership Development Project	\$45,000

*Total expenses: \$200,000*
8. Payment schedule: *Payment will be upon execution of the agreement.*
9. Anticipated additional work: *Additional work is not anticipated at this time.*



Contra  
Costa  
County

To: Board of Supervisors  
From: Anna Roth, Health Services Director  
Date: December 6, 2022

Subject: Amendment Agreement #29-814-6 with the City of Concord

---

**RECOMMENDATION(S):**

APPROVE and AUTHORIZE the Health Services Director, or designee, to execute on behalf of the County Amendment Agreement #29-814-6 with the City of Concord, to amend Grant Agreement #29-814, as amended by Amendment Agreements #29-814-1 through #29-814-5, effective July 1, 2022, to increase the amount payable to the county by \$400,000, from \$666,218 to a new amount of \$1,066,218 and to extend the termination date from June 30, 2022 to June 30, 2023 for the continuation of Coordinated Outreach, Referral and Engagement (CORE) services to residents in Concord.

**FISCAL IMPACT:**

Approval of this amendment agreement will allow the county to receive an additional amount not to exceed \$400,000 from the City of Concord. No County match required.

**BACKGROUND:**

The CORE Program services locate and engage homeless clients throughout Contra Costa County. CORE teams serve as an entry point into the county's coordinated entry system for unsheltered persons and work to locate, engage, stabilize and house chronically homeless individuals and families.

On September 12, 2017, the Board of Supervisors approved Agreement #29-814, to receive funds from the City of Concord in an amount of \$61,230 for the provision of the CORE Program, for the period from August 1, 2017 through June 30, 2018. This agreement included agreeing to indemnify and hold harmless the contractor for claims arising out of county's performance under this contract.

On February 12, 2019, the Board of Supervisors approved Amendment Agreement #29-814-1 to increase the amount payable to the county by \$67,284 to a new amount of \$128,514 and extend the termination date from June 30, 2018 to June 30, 2019.

On June 11, 2019, the Board of Supervisors approved Amendment Agreement #29-814-2 to increase the amount payable to the county by \$75,472 to a new amount of \$203,986 and extend the termination date from June 30, 2019 to June 30, 2020.

APPROVE

OTHER

RECOMMENDATION OF CNTY ADMINISTRATOR

RECOMMENDATION OF BOARD COMMITTEE

Action of Board On: **12/06/2022**  APPROVED AS RECOMMENDED  OTHER

Clerks Notes:

**VOTE OF SUPERVISORS**

AYE: John Gioia, District I Supervisor  
Candace Andersen, District II Supervisor  
Diane Burgis, District III Supervisor  
Karen Mitchoff, District IV Supervisor  
Federal D. Glover, District V Supervisor

I hereby certify that this is a true and correct copy of an action taken and entered on the minutes of the Board of Supervisors on the date shown.

ATTESTED: December 6, 2022

Monica Nino, County Administrator and Clerk of the Board of Supervisors

By: Laura Cassell, Deputy

Contact: Christy Saxton, 925-608-6700

cc: L Walker, M Wilhelm

BACKGROUND: (CONT'D)

On July 28, 2020, the Board of Supervisors approved Amendment Agreement #29-814-3 to increase the amount payable to the county by \$81,381 to a new amount of \$285,367 and extend the termination date from June 30, 2020 to June 30, 2021.

On March 2, 2021, the Board of Supervisors approved Amendment Agreement #29-814-4 to increase the amount payable to the county by \$319,851 to a new amount not to exceed \$605,218 and extend the termination date from June 30, 2021 to June 30, 2022.

On January 11, 2022, the Board of Supervisors approved Amendment Agreement #29-814-5, effective January 1, 2022, to increase the amount payable to the county by \$61,000 to a new amount of \$666,218 to continue providing homeless outreach services to Concord through June 30, 2022.

Approval of Amendment Agreement #29-814-6 will allow county to continue to receive funds for homeless outreach services through June 30, 2023. This action is retroactive due to county not receiving the amendment agreement from the City of Concord until October 27, 2022.

CONSEQUENCE OF NEGATIVE ACTION:

If this amendment is not approved, county will not receive additional funding and without such funding, the CORE program may have to operate at a reduced capacity.

ATTACHMENTS



Contra  
Costa  
County

To: Board of Supervisors  
From: David O. Livingston, Sheriff-Coroner  
Date: December 6, 2022

Subject: State Homeland Security Grant Program FY 2022

---

**RECOMMENDATION(S):**

ADOPT Resolution No. 2022/414 authorizing the Sheriff-Coroner, Undersheriff or Commander Management Services to apply for and accept State Homeland Security Grant Program (SHSGP) funds in an initial amount of \$1,200,000 from the California Governor’s Office of Emergency Services to assist in preventing and responding to terrorist attacks for the period of September 1, 2022, through the end of the grant fund availability and to authorize specified Sheriff’s officials to act on behalf of the County to obtain this funding.

**FISCAL IMPACT:**

\$1,200,000, 100% Federal. No County match.

**BACKGROUND:**

- 
- APPROVE  OTHER
  - RECOMMENDATION OF CNTY ADMINISTRATOR  RECOMMENDATION OF BOARD COMMITTEE
- 

Action of Board On: **12/06/2022**  APPROVED AS RECOMMENDED  OTHER

Clerks Notes:

**VOTE OF SUPERVISORS**

- AYE: John Gioia, District I Supervisor  
 Candace Andersen, District II Supervisor  
 Diane Burgis, District III Supervisor  
 Karen Mitchoff, District IV Supervisor  
 Federal D. Glover, District V Supervisor

I hereby certify that this is a true and correct copy of an action taken and entered on the minutes of the Board of Supervisors on the date shown.

ATTESTED: December 6, 2022

Monica Nino, County Administrator and Clerk of the Board of Supervisors

By: Laura Cassell, Deputy

Contact: Donn David, 925-655-0037

cc:

BACKGROUND: (CONT'D)

The Fiscal Year (FY) 2022 State Homeland Security Grant Program (SHSGP) is a Federal Department of Homeland Security (DHS)/Federal Emergency Management Agency's (FEMA's) grant program. This grant is distributed to the Contra Costa Operational Area to assist in preventing, protecting and responding to and recovering from terrorist attacks. These grant programs are part of a comprehensive set of measures authorized by Congress and implemented by DHS to help strengthen the nation's communities against potential terrorist attacks.

The funding will allow for enhanced cybersecurity, protection of soft targets/crowded places, enhancement of information and intelligence sharing and cooperation with federal agencies, including DHS, combating domestic violent extremism, addressing emergent threats (e.g. transnational criminal organizations, unmanned aircraft systems (UASs)).

The initial total grant program allocation provided to the County by the U.S. Department of Homeland Security and as a pass-through the California Governor's Office of Emergency Services (CalOES) is \$1,200,000.

CONSEQUENCE OF NEGATIVE ACTION:

The Office of the Sheriff would not be able to apply for and accept this grant funding.

AGENDA ATTACHMENTS

Resolution 2022/414

MINUTES ATTACHMENTS

Signed Resolution No. 2022/414



**THE BOARD OF SUPERVISORS OF CONTRA COSTA COUNTY, CALIFORNIA**  
**and for Special Districts, Agencies and Authorities Governed by the Board**

Adopted this Resolution on 12/06/2022 by the following vote:

**John Gioia**  
**Candace Andersen**  
**AYE:**      **Diane Burgis**  
                   **Karen Mitchoff**  
                   **Federal D. Glover**

**NO:**       

**ABSENT:**

**ABSTAIN:**

**RECUSE:**



**Resolution No. 2022/414**

IN THE MATTER OF: Applying for and Accepting 2022 State Homeland Security Grant Program funds.

WHEREAS the County of Contra Costa is seeking funds available through the State Homeland Security Grant Program administered by the California Governor's Office of Emergency Services;

NOW, THEREFORE, BE IT RESOLVED that the Board of Supervisors: Authorizes the Sheriff-Coroner, Undersheriff or Commander Management Services, to execute for and on behalf of the County of Contra Costa, a public entity established under the laws of the State of California, any actions necessary for the purpose of obtaining Federal financial assistance including grant modification and extensions provided by the U.S. Department of Homeland Security and sub-granted through the State of California related to the State Homeland Security Grant Program.

I hereby certify that this is a true and correct copy of an action taken and entered on the minutes of the Board of Supervisors on the date shown.

Contact: Donn David, 925-655-0037

**ATTESTED: December 6, 2022**

Monica Nino, County Administrator and Clerk of the Board of Supervisors

By: Laura Cassell, Deputy

cc:

**THE BOARD OF SUPERVISORS OF CONTRA COSTA COUNTY, CALIFORNIA**  
**and for Special Districts, Agencies and Authorities Governed by the Board**

Adopted this Resolution on 12/06/2022 by the following vote:

**John Gioia**  
**Candace Andersen**  
**Diane Burgis**  
**Karen Mitchoff**  
**Federal D. Glover**

**AYE:**   
**NO:**   
**ABSENT:**   
**ABSTAIN:**   
**RECUSE:**



**Resolution No. 2022/414**

IN THE MATTER OF: Applying for and Accepting 2022 State Homeland Security Grant Program funds.

WHEREAS the County of Contra Costa is seeking funds available through the State Homeland Security Grant Program administered by the California Governor's Office of Emergency Services;

NOW, THEREFORE, BE IT RESOLVED that the Board of Supervisors: Authorizes the Sheriff-Coroner, Undersheriff or Commander Management Services, to execute for and on behalf of the County of Contra Costa, a public entity established under the laws of the State of California, any actions necessary for the purpose of obtaining Federal financial assistance including grant modification and extensions provided by the U.S. Department of Homeland Security and sub-granted through the State of California related to the State Homeland Security Grant Program.

I hereby certify that this is a true and correct copy of an action taken and entered on the minutes of the Board of Supervisors on the date shown.

Contact: Donn David, 925-655-0037

**ATTESTED: December 6, 2022**

Monica Nino, County Administrator and Clerk of the Board of Supervisors

By: Laura Cassell, Deputy

cc:



Contra  
Costa  
County

To: Board of Supervisors  
From: Anna Roth, Health Services Director  
Date: December 6, 2022

**Subject:** Grant Award #78-016 with the Department of Health and Human Services, Substance Abuse and Mental Health Services Administration (SAMHSA)

**RECOMMENDATION(S):**

APPROVE and AUTHORIZE the Health Services Director, or designee, to accept Grant Award #78-016 from the Department of Health and Human Services, Substance Abuse and Mental Health Services Administration (SAMHSA), to pay the County an amount up to \$1,016,548, for the Mobile Crisis Response Team Expansion Project, for the period from September 30, 2022 through September 29, 2023.

**FISCAL IMPACT:**

Acceptance of the grant award will result in payment to the County of up to \$1,016,548 from SAMHSA. No County match is required.

**BACKGROUND:**

This award from SAMHSA will be utilized for the Mobile Crisis Response Team Expansion Project under The Anyone, Anywhere, Anytime (A3) Program. Staff will be hired in phases correlated to countywide community needs. This grant helps fund current staff and initial hiring as the program expands to countywide services. The estimated cost for staffing in the first year is \$1,061,548, equivalent to the funding provided by this grant. The A3 Program will interface with Contra Costa's Behavioral Health Services, Contra Costa Health Services, Contra Costa Medical Regional Center (CCRMC), Psychiatric Emergency Services, law enforcement, fire partners, and other first responders, as well as detention facilities and dispatch systems across the County. A3 will partner with external agencies to help triage patients and as a filler for temporary immediate response of behavioral health crisis services.

The A3 Program is a countywide behavioral health crisis response service needed to deescalate behavioral health issues, administer immediate behavioral health services, and refer to additional County resources for ongoing treatment. The A3 Program will alleviate the impact of 911 calls directed to law enforcement for behavioral health issues and help redirect calls to the program for immediate assistance and response. In addition, this program is anticipated to decrease the Psychiatric Emergency Services (PES) occupancy by providing responsive and timely behavioral health services while reducing service gaps. There is currently no timely, culturally, and clinically appropriate response. The A3 Program has applied for multiple grants to cover initial staffing costs and technological start-up

APPROVE

OTHER

RECOMMENDATION OF CNTY ADMINISTRATOR

RECOMMENDATION OF BOARD COMMITTEE

Action of Board On: **12/06/2022**  APPROVED AS RECOMMENDED  OTHER

Clerks Notes:

**VOTE OF SUPERVISORS**

AYE: John Gioia, District I Supervisor  
Candace Andersen, District II Supervisor  
Diane Burgis, District III Supervisor  
Karen Mitchoff, District IV Supervisor  
Federal D. Glover, District V Supervisor

I hereby certify that this is a true and correct copy of an action taken and entered on the minutes of the Board of Supervisors on the date shown.

ATTESTED: December 6, 2022

Monica Nino, County Administrator and Clerk of the Board of Supervisors

By: Laura Cassell, Deputy

Contact: Suzanne Tavano, 925-957-5212

cc: Marcy Wilhelm

BACKGROUND: (CONT'D)

fees.

The grant award letter was received by the Department in early October 2022. Processing was delayed due to Behavioral Health Staff responding to additional requests for information from the awarding agency. Further delays resulted from staff member's unfamiliarity with receiving an award letter rather than a formal agreement and unaware that the awarded funds required the Board of Supervisor's approval.

Approval of Grant Award #78-016 will allow county to receive funds for the Mobile Crisis Response Team Expansion Project through September 29, 2023.

CONSEQUENCE OF NEGATIVE ACTION:

If this grant award is not approved, the County will not receive up to \$1,016,548 to support the staffing of the Mobile Crisis Response Team Expansion Project.

ATTACHMENTS



Contra  
Costa  
County

To: Board of Supervisors  
From: Anna Roth, Health Services Director  
Date: December 6, 2022

**Subject:** Grant Award #78-110 with the Department of Health and Human Services, Health Resources and Services Administration (HRSA)

---

**RECOMMENDATION(S):**

APPROVE and AUTHORIZE the Health Services Director, or designee, to accept Grant Award #78-110 from the Department of Health and Human Services, Health Resources and Services Administration (HRSA), to pay county an amount up to \$1,000,000, for the Community Project Funding/Congressionally Directed Spending - Construction, for the period from August 1, 2022 through July 31, 2025.

**FISCAL IMPACT:**

Acceptance of the grant award will result in payment to the County of up to \$1,000,000 for a three year period from HRSA. No County match is required.

**BACKGROUND:**

This grant will help fund renovations for the Anyone, Anywhere, Anytime (A3) Program Wellness Campus located at 1034 Oak Grove in Concord. The A3 project is a new service to support behavioral health crisis support in the community. Some responses from teams may result in referrals to existing behavioral health services and in some cases law enforcement. The A3 program is a comprehensive behavioral health crisis response program born from community tragedy and the common occurrence of individuals experiencing a behavioral health crisis being inappropriately served by law enforcement or emergency medical response when behavioral health interventions may be more appropriate. The goals of A3 are to have a place to call, someone to respond, and a place to go to. The renovation of the Oak Grove Hub will house the Miles Hall Call Center which will accept crisis calls, and house County mobile response personnel, a peer respite center, and urgent care services for clients whose symptoms may not rise to the level of Psychiatric Emergency Services (PES) or other County services. The Oak Grove Hub adds critical components to the system of care to meet the goals identified in the community planning process.

This grant award is being processed late due to an oversight by the Department’s Behavioral Health staff. The grant award letter was received by staff in late August 2022, however, staff was unfamiliar with receiving only an award letter rather than a formal agreement and did not realize it needed Board of Supervisor’s approval.

Grant

- 
- APPROVE  OTHER
  - RECOMMENDATION OF CNTY ADMINISTRATOR  RECOMMENDATION OF BOARD COMMITTEE
- 

Action of Board On: **12/06/2022**  APPROVED AS RECOMMENDED  OTHER

Clerks Notes:

**VOTE OF SUPERVISORS**

- AYE: John Gioia, District I Supervisor  
 Candace Andersen, District II Supervisor  
 Diane Burgis, District III Supervisor  
 Karen Mitchoff, District IV Supervisor  
 Federal D. Glover, District V Supervisor

I hereby certify that this is a true and correct copy of an action taken and entered on the minutes of the Board of Supervisors on the date shown.

ATTESTED: December 6, 2022  
 Monica Nino, County Administrator and Clerk of the Board of Supervisors

By: Laura Cassell, Deputy

Contact: Suzanne Tavano, 925-957-5212

cc: Marcy Wilhelm

BACKGROUND: (CONT'D)

Award #78-110 will allow Contra Costa County's Health Services Department to provide additional funding for renovations for the A3 Wellness campus through July 31, 2025.

CONSEQUENCE OF NEGATIVE ACTION:

If this grant award is not approved, the County will not receive up to \$1,000,000 to renovate the A3 Wellness campus for behavioral health crisis support in the community.

ATTACHMENTS



Contra  
Costa  
County

To: Board of Supervisors  
From: Marla Stuart, Employment and Human Services Director  
Date: December 6, 2022

**Subject:** California Department of Community Services and Development, Low Income Home Energy Assistance Program (LIHEAP)

---

**RECOMMENDATION(S):**

ADOPT Resolution No. 2022/492 to approve and authorize the Employment and Human Services Director, or designee, to execute a contract with the California Department of Community Services and Development to accept funding in an amount not to exceed \$3,367,278 for the Low Income Home Energy Assistance Program (LIHEAP) for the period November 1, 2022 through June 30, 2024.

**FISCAL IMPACT:**

County to receive funds in the amount of \$3,367,278 is 100% federally funded with federal dollars pass through California Department of Community Services and Development, all of which has been budgeted in FY 2023-2024. No County match is required.

CFDA /AL# 93.568  
State Agreement Number: 23B-5005  
Count Contract Number: 39-806-47

- 
- APPROVE  OTHER
  - RECOMMENDATION OF CNTY ADMINISTRATOR  RECOMMENDATION OF BOARD COMMITTEE
- 

Action of Board On: **12/06/2022**  APPROVED AS RECOMMENDED  OTHER

Clerks Notes:

**VOTE OF SUPERVISORS**

AYE: John Gioia, District I Supervisor  
Candace Andersen, District II Supervisor  
Diane Burgis, District III Supervisor  
Karen Mitchoff, District IV Supervisor  
Federal D. Glover, District V Supervisor

I hereby certify that this is a true and correct copy of an action taken and entered on the minutes of the Board of Supervisors on the date shown.

ATTESTED: December 6, 2022  
, County Administrator and Clerk of the Board of Supervisors

By: Laura Cassell, Deputy

Contact: L. Pacheco 608-4963

cc:



BACKGROUND:

The Employment and Human Services Department (EHSD) received notification from the State Department of Community Services and Development (CSD) on October 12, 2022, to execute the 2022 Low Income Home Energy Assistance Program (LIHEAP) agreement 23B-5005.

The County routinely receives funding from CSD wherein Contra Costa County provides energy bill assistance payments and/or Weatherization services to residents who are income eligible through LIHEAP and the Energy Crisis Intervention Program (ECIP). The program offers energy saving measures to low-income County residents which may include, but not limited to, hot water heaters, furnaces, refrigerators, microwaves, doors, windows, energy-saving light bulbs, weather stripping, ceilings fans, and attic insulation. Homes with gas appliances receive a combustion appliance safety test that checks for carbon monoxide gas leakage and are provided with a carbon monoxide alarm. In addition, residents may also qualify for the Utility Assistance Program, which provides a credit on their energy bills. First priority for services are to those households with the lowest income and highest energy burden. LIHEAP priority is to service those households with the following vulnerable populations: young children (ages five years or under), disabled, and elderly persons (ages 60 years or older).

The program is operated by the EHSD, Community Services Bureau (CSB).

CONSEQUENCE OF NEGATIVE ACTION:

If not approved, the County may not provide services to eligible residents for LIHEAP in Contra Costa County to meet their energy needs.

CHILDREN'S IMPACT STATEMENT:

The LIHEAP funding supports one of the community outcomes established in the Children's Report Card, #4 "Families that are Safe, Stable and Nurturing" by the provision of home energy assistance to keep households warm in winter and to increase household energy efficiency.

AGENDA ATTACHMENTS

Resolution 2020/307

MINUTES ATTACHMENTS

Signed Resolution No. 2022/307

**THE BOARD OF SUPERVISORS OF CONTRA COSTA COUNTY, CALIFORNIA**  
**and for Special Districts, Agencies and Authorities Governed by the Board**

Adopted this Resolution on 12/08/2020 by the following vote:

		<b>John Gioia</b>
		<b>Candace Andersen</b>
<b>AYE:</b>	<input type="text" value="5"/>	<b>Diane Burgis</b>
		<b>Karen Mitchoff</b>
		<b>Federal D. Glover</b>
<b>NO:</b>	<input type="text"/>	
<b>ABSENT:</b>	<input type="text"/>	
<b>ABSTAIN:</b>	<input type="text"/>	
<b>RECUSE:</b>	<input type="text"/>	



**Resolution No. 2020/307**

**In The Matter Of:** California Department of Community Services and Development, Low Income Home Energy Assistance Program (LIHEAP)

**WHEREAS**, County Employment and Human Services Department (EHSD) routinely receives funding from California Department of Community Services and Development (CDCSD), and **WHEREAS**, CDCSD will provide funding in an amount not to exceed \$342,935 (Agreement No.21B-5005) for the period November 1, 2020 through June 30, 2022 to EHSD for the Low Income Home Energy Assistance Program (LIHEAP), and **WHEREAS**, EHSD provides energy saving measures to low-income County residents which may include, but not limited to hot water heaters, furnaces, refrigerators, microwaves, doors and windows, light bulbs, weather stripping, ceiling fans, attic insulation, carbon monoxide alarms, and energy bill credit, and **WHEREAS**, the LIHEAP goal is to increase household energy efficiency.

Now, Therefore, Be It Resolved: the Contra Costa County Board of Supervisors approve and authorize the Employment and Human Services Director, or designee, to execute a contract with California Department of Community Services and Development in the amount of \$3,342,935 for the Low Income Home Energy Assistance Program for the period November 1 2020 through June 30, 2022.

I hereby certify that this is a true and correct copy of an action taken and entered on the minutes of the Board of Supervisors on the date shown.

**ATTESTED: December 8, 2020**

David J. Twa, County Administrator and Clerk of the Board of Supervisors

Contact: Elaine Burres 608-4960

By: Laura Cassell, Deputy

cc:

**THE BOARD OF SUPERVISORS OF CONTRA COSTA COUNTY, CALIFORNIA**  
and for Special Districts, Agencies and Authorities Governed by the Board

Adopted this Resolution on 12/08/2020 by the following vote:

**John Gioia**  
**Candace Andersen**  
**Diane Burgis**  
**Karen Mitchoff**  
**Federal D. Glover**

**AYE:**   
**NO:**   
**ABSENT:**   
**ABSTAIN:**   
**RECUSE:**



**Resolution No. 2020/307**

**In The Matter Of:** California Department of Community Services and Development, Low Income Home Energy Assistance Program (LIHEAP)

**WHEREAS**, County Employment and Human Services Department (EHSD) routinely receives funding from California Department of Community Services and Development (CDCSD), and **WHEREAS**, CDCSD will provide funding in an amount not to exceed \$342,935 (Agreement No.21B-5005) for the period November 1, 2020 through June 30, 2022 to EHSD for the Low Income Home Energy Assistance Program (LIHEAP), and **WHEREAS**, EHSD provides energy saving measures to low-income County residents which may include, but not limited to hot water heaters, furnaces, refrigerators, microwaves, doors and windows, light bulbs, weather stripping, ceiling fans, attic insulation, carbon monoxide alarms, and energy bill credit, and **WHEREAS**, the LIHEAP goal is to increase household energy efficiency.

Now, Therefore, Be It Resolved: the Contra Costa County Board of Supervisors approve and authorize the Employment and Human Services Director, or designee, to execute a contract with California Department of Community Services and Development in the amount of \$3,342,935 for the Low Income Home Energy Assistance Program or the period November 1 2020 through June 30, 2022.

I hereby certify that this is a true and correct copy of an action taken and entered on the minutes of the Board of Supervisors on the date shown.

**ATTESTED: December 8, 2020**

David J. Twa, County Administrator and Clerk of the Board of Supervisors

Contact: Elaine Burres 608-4960

*Laura Cassell*  
By: Laura Cassell, Deputy

cc:



**Contra  
Costa  
County**

To: Board of Supervisors  
From: Anna Roth, Health Services Director  
Date: December 6, 2022

**Subject:** Contract with Leica Microsystems, Inc.

---

**RECOMMENDATION(S):**

APPROVE and AUTHORIZE the Health Services Director, or designee, to execute a contract with Leica Microsystems, Inc., in an amount not to exceed \$596,174 for the purchase of tissue sample equipment and reagent supplies for the Clinical Laboratory at the Contra Costa Regional Medical Center (CCRMC), for the period from September 1, 2022 through August 31, 2027.

**FISCAL IMPACT:**

Approval of this action will result in expenditures of up to \$596,174 during the period September 1, 2022 through August 30, 2027, and will be funded 100% by the Hospital Enterprise Fund I.

**BACKGROUND:**

Leica Cassette Printer is used to label cassettes carrying patient tissue samples with accession number and patient names. The print is crisp, clear, and easy to read, thus minimizing specimen misidentification due to manual labeling. Leica IPC Printer is compatible with current instruments still in use such as the Clinical Laboratory’s Tissue Processor, Automatic Stainer, IHC Bond Max, and Slide Coverslipper. Leica is a reputable company and is considered a quality name in every aspect of Clinical and Pathology Laboratory equipment. Leica Microsystems has its own crew of service people in the Bay Area to service their own products and equipment, and so any repairs are immediate which results in minimizing delays for patient results and care. The \$596,174 includes the minimum required purchase amount listed in the acquisition agreement with the vendor along with an additional amount to cover any increased workflow.

The cost of the equipment is paid through the payment for reagent supplies. The department must purchase a minimum amount of reagent supplies on a monthly basis. The County may only terminate the agreement for Leica’s uncured breach, or if the board fails to appropriate funds due under the agreement in any fiscal year. The County is obligated to indemnify Leica for any liability arising out of protected health information that remains in equipment returned to Leica upon expiration or termination of the agreement.

- 
- APPROVE  OTHER
  - RECOMMENDATION OF CNTY ADMINISTRATOR  RECOMMENDATION OF BOARD COMMITTEE
- 

Action of Board On: **12/06/2022**  APPROVED AS RECOMMENDED  OTHER

Clerks Notes:

**VOTE OF SUPERVISORS**

- AYE: John Gioia, District I Supervisor  
 Candace Andersen, District II Supervisor  
 Diane Burgis, District III Supervisor  
 Karen Mitchoff, District IV Supervisor  
 Federal D. Glover, District V Supervisor

I hereby certify that this is a true and correct copy of an action taken and entered on the minutes of the Board of Supervisors on the date shown.

ATTESTED: December 6, 2022  
 Monica Nino, County Administrator and Clerk of the Board of Supervisors

By: Laura Cassell, Deputy

Contact: Sam Ferrell, (925) 357-7483

cc:

ATTACHMENTS



Contra  
Costa  
County

To: Board of Supervisors  
From: Anna Roth, Health Services Director  
Date: December 6, 2022

Subject: Purchase Order with Bio-Rad Laboratories, Inc.

---

**RECOMMENDATION(S):**

APPROVE and AUTHORIZE the Health Services Director, or designee, to (1) execute a letter of termination with Bio-Rad Laboratories, Inc. to terminate Quality Controls Purchase Agreement dated June 28, 2022.

APPROVE and AUTHORIZE the Purchasing Agent or designee to execute, on behalf of the Health Services Director, a blanket purchase order with Bio-Rad Laboratories, Inc. in an amount not to exceed \$1,500,000, and related letters of participation, for the purchase of reagents and supplies for the Clinical Laboratory Department at the Contra Costa Regional Medical Center (CCRMC) for the period of July 1, 2022 to June 30, 2027.

**FISCAL IMPACT:**

Approval of these actions will result in expenditures of up to \$1,500,000 over the five-year period between July 1, 2022 through June 30, 2027 and will be funded 100% by the Hospital Enterprise Fund I revenues.

**BACKGROUND:**

Since 2010, the Contra Costa Regional Medical Center (CCRMC) Clinical Laboratory has utilized Bio-Rad Laboratories, Inc., reagents, along with various controls, methicillin resistant staphylococcus aureus (MRSA) media, hemoglobin A1C for diabetes, and other supplies in the lab's chemistry, urinalysis, and microbiology sections. These sections of the lab utilize these reagents and supplies to perform routine testing on patient samples daily. Bio-Rad Laboratories, Inc. provides high-performance products and has a proven track record for quality and innovation for over 70 years. Bio Rad Laboratories, Inc. supplies have aided us in streamlining our workflow by reducing our reagent waste, increasing our productivity, and helping to optimize our costs while providing quality diagnostic results. Bio-Rad Laboratories, Inc. provides the lab confidence in their products simultaneously providing our lab professionals the materials they need to attain accurate patient results facilitating in excellent patient care. The equipment that the laboratory currently has is supplied by Bio-Rad Laboratories, Inc. and are sole proprietary for the analyzer used by CCRMC for diagnostic testing. Bio-Rad Laboratories, Inc. is an awarded supplier for third-party laboratory controls on the Vizient

---

APPROVE  OTHER  
 RECOMMENDATION OF CNTY ADMINISTRATOR  RECOMMENDATION OF BOARD COMMITTEE

---

Action of Board On: **12/06/2022**  APPROVED AS RECOMMENDED  OTHER

Clerks Notes:

**VOTE OF SUPERVISORS**

AYE: John Gioia, District I Supervisor  
Candace Andersen, District II Supervisor  
Diane Burgis, District III Supervisor  
Karen Mitchoff, District IV Supervisor  
Federal D. Glover, District V Supervisor

I hereby certify that this is a true and correct copy of an action taken and entered on the minutes of the Board of Supervisors on the date shown.

ATTESTED: December 6, 2022

Monica Nino, County Administrator and Clerk of the Board of Supervisors

By: Laura Cassell, Deputy

Contact: Sam Ferrell, (925) 357-7483

cc:

## BACKGROUND: (CONT'D)

Group Purchasing Organization (GPO) contract portfolio.

CCRMC Clinical Laboratory has been reviewing the Bio-Rad Vizient contract in order for the laboratory to obtain best pricing based on their market share for the purchase of consumables for CCRMC and the Contra Costa Health Centers. Due to an administrative error, Laboratory staff signed an agreement directly with Bio-Rad providing for five year fixed pricing and penalties for not meeting their market share commitment. Bio-Rad has since agreed to terminate this agreement and approved Tier 3 pricing on the Vizient contract, which provides three (3) year fixed pricing at a discounted rate in exchange for a 90% market share commitment. Bio-Rad is the sole provider for thirty party controls at CCRMC, however, in the event CCRMC does not meet their market share commitment, Bio-Rad will re-slot CCRMC to the appropriate tier for future purchases. Unlike the agreement signed by the Lab, the approval of the LOP eliminates all financial obligation to Bio-Rad for past purchases. In the meantime, Bio-Rad Laboratories, Inc. has invoiced consumables for CCRMC Clinical Laboratory for the period of July 1, 2022 to present.

On July 11, 2017, the Board of Supervisors approved item C.141 to execute a blanket purchase order with Bio-Rad Laboratories, Inc. in the amount not to exceed \$370,000 for the period July 1, 2017 through June 30, 2022 to purchase reagents and supplies for the D-100 Hemoglobin Testing System at CCRMC.

On February 12, 2019, the Board of Supervisors approved item C.107 to execute an amendment to purchase order 09142 with Bio-Rad Laboratories, Inc. to increase the payment limit by \$100,000 for a new payment limit of \$470,000 for the period July 1, 2017 through June 30, 2022.

On July 14, 2020, the Board of Supervisors approved agenda item C.91 to execute an amendment to purchase order 09142 with Bio-Rad Laboratories, Inc. to increase the payment limit by \$450,000 to a new payment limit of \$920,000 and agenda item C.90 to execute a purchase order with Bio-Rad Laboratories, Inc. in the amount of \$400,000 for the period of July 1, 2020 through June 30, 2022 for reagents and supplies for the Clinical Laboratory at CCRMC and Contra Costa Health Centers.

On June 28, 2022, and Laboratory staff member signed a Quality Controls Purchase Agreement letter with Bio-Rad Laboratories, Inc. without having gone through the appropriate County procedures required by California Government Code and Board of Supervisors authority. The Department is therefore requesting that the Quality Controls Purchase Agreement be terminated, as agreed upon by both parties. CCRMC staff have been reminded of County procurement and contracting County policies to prevent this from happening in the future.

Approval of the requested purchase order will allow the Clinical Laboratory at CCRMC to continue to purchase reagents and supplies from this vendor with one purchase order through June 30, 2027.

## CONSEQUENCE OF NEGATIVE ACTION:

If these actions are not approved, the CCRMC Clinical Laboratory will be committed to a five year agreement with Bio-Rad, in which they will need to reimburse Bio-Rad in the event they did not achieve their market share commitment. The Clinical Laboratory will not have a purchase order available to meet their financial obligation to procure the third-party controls. Approval of this Board Order will allow for the termination of this contract, approve the Vizient Tier 4 LOP, and provide funding to support the testing requirements for the hospital. Without third party controls, CCRMC will experience a significant negative impact on patient care and diabetes monitoring especially in the Emergency Room, where timely results are utmost needed. Physicians will experience delayed turnaround time for test results, thus impacting their ability to diagnose and treat their patients. Further, the lab would need to send patient samples out to reference laboratories, which will result in an increase in the cost per test and additional courier fees.

## ATTACHMENTS





Contra  
Costa  
County

To: Board of Supervisors  
From: John Kopchik, Director, Conservation & Development Department  
Date: December 6, 2022

**Subject:** Contract Amendment with Environmental Science Associates, Inc. for Environmental Review Work on the Keller Canyon Landfill Permit Amendment

**RECOMMENDATION(S):**

APPROVE and AUTHORIZE the Conservation and Development Director, or designee, to execute a contract amendment with Environmental Science Associates, Inc. (ESA), to extend the term from December 31, 2022 through December 31, 2023, and revise Attachment B - Environmental Science Associates & Subsidiaries 2022 Schedule of Fees with no change to the payment limit of \$402,588, to complete the California Environmental Quality Act (CEQA) review for the Keller Canyon Landfill permit amendment.

**FISCAL IMPACT:**

There is no impact to the General Fund. The cost for preparing the CEQA review is charged to the project applicant (100% permit fees).

**BACKGROUND:**

The Department of Conservation and Development (DCD) is the lead agency responsible for conducting the environmental review of the proposed Keller Canyon Landfill (KCL) permit amendment. DCD retained ESA to prepare the environmental review document for the proposed permit amendment. The existing contract will expire on December 31, 2022, however it is not possible for the work to be completed within the existing time frame due to: (1) the Applicant's request that work on the environmental review be placed on hold pending completion of the previous land use permit review process (completed in June 2022), (2) potential changes to the scope of the project being considered by the landfill operator which, if formally proposed, may not require preparation of a Subsequent Environmental Impact Report (EIR), and (3) preparation of revised studies to assess potential impacts to certain environmental resources. ESA is best suited to complete the environmental review for this project due to the historical background and therefore, DCD is requesting authorization to amend the contract with ESA.

No further changes are proposed to be made to the existing modified indemnification provision of the General Conditions (paragraph 18) applicable to this contract. The contractor will continue to be required to indemnify the County.

**CONSEQUENCE OF NEGATIVE ACTION:**

Without Board approval, DCD will be unable to complete the CEQA review for the KCL permit amendment that has been partially prepared by ESA. The permit amendment process would be delayed in order for DCD staff to prepare a new proposal to enlist a consultant to finish the CEQA review process.

APPROVE

OTHER

RECOMMENDATION OF CNTY ADMINISTRATOR

RECOMMENDATION OF BOARD COMMITTEE

Action of Board On: **12/06/2022**  APPROVED AS RECOMMENDED  OTHER

Clerks Notes:

**VOTE OF SUPERVISORS**

AYE: John Gioia, District I Supervisor  
Candace Andersen, District II Supervisor  
Diane Burgis, District III Supervisor  
Karen Mitchoff, District IV Supervisor  
Federal D. Glover, District V Supervisor

I hereby certify that this is a true and correct copy of an action taken and entered on the minutes of the Board of Supervisors on the date shown.

ATTESTED: December 6, 2022

Monica Nino, County Administrator and Clerk of the Board of Supervisors

By: June McHuen, Deputy

Contact: David Brockbank, 925-655-2911

cc:



Contra  
Costa  
County

To: Board of Supervisors  
From: Anna Roth, Health Services Director  
Date: December 6, 2022

Subject: Contract #27-826-6 with Diablo Valley Perinatal Associates, Inc.

---

**RECOMMENDATION(S):**

APPROVE AND AUTHORIZE the Health Services Director, or designee, to execute on behalf of the County Contract #27-826-6 with Diablo Valley Perinatal Associates, Inc., a corporation, in an amount not to exceed \$700,000, to provide high-risk obstetrics (OB) perinatology services for Contra Costa Health Plan (CCHP) members and County recipients for the period January 1, 2023 through December 31, 2024.

**FISCAL IMPACT:**

This contract will result in contractual service expenditures of up to \$700,000 over a 2-year period and will be funded 100% by CCHP Enterprise Fund II revenues. (No rate increase)

**BACKGROUND:**

CCHP has an obligation to provide certain specialized health care services for its members under the terms of their Individual and Group Health Plan membership contracts with the County. This contractor is part of the CCHP Provider Network and has been providing perinatology (high-risk OB) medical services for CCHP Members since January 2011.

On January 5, 2021, the Board of Supervisors approved Contract #27-826-5 with Diablo Valley Perinatal Associates, Inc., in the amount not to exceed \$1,000,000, for the provision of high-risk OB perinatology services for CCHP members and County recipients for the period January 1, 2021 through December 31, 2022.

Approval of Contract #27-826-6 will allow the contractor to continue providing perinatology medical specialty services through December 31, 2024.

**CONSEQUENCE OF NEGATIVE ACTION:**

If this contract is not approved, certain specialized high-risk perinatology health care services for CCHP members under the terms of their Individual and Group Health Plan membership contract with the County will not be provided.

---

APPROVE

OTHER

RECOMMENDATION OF CNTY ADMINISTRATOR

RECOMMENDATION OF BOARD COMMITTEE

---

Action of Board On: 12/06/2022  APPROVED AS RECOMMENDED  OTHER

Clerks Notes:

**VOTE OF SUPERVISORS**

AYE: John Gioia, District I Supervisor  
Candace Andersen, District II Supervisor  
Diane Burgis, District III Supervisor  
Karen Mitchoff, District IV Supervisor  
Federal D. Glover, District V Supervisor

I hereby certify that this is a true and correct copy of an action taken and entered on the minutes of the Board of Supervisors on the date shown.

ATTESTED: December 6, 2022  
Monica Nino, County Administrator and Clerk of the Board of Supervisors

Contact: Sharron A. Mackey,  
925-313-6104

By: June McHuen, Deputy

cc: Noel Garcia, Marcy Wilhelm



Contra  
Costa  
County

To: Board of Supervisors  
From: Brian M. Balbas, Public Works Director/Chief Engineer  
Date: December 6, 2022

**Subject:** Approve and Authorize Amendment No. 3 to Consulting Services Agreement with Robinson Mills + Williams to provide as-needed Architectural Services

---

**RECOMMENDATION(S):**

APPROVE and AUTHORIZE the Public Works Director, or designee, to execute a contract amendment with Robinson Mills + Williams, effective November 29, 2022, to increase the payment limit by \$1,000,000 to a new payment limit of \$2,500,000 to continue providing as-needed architectural services for various County projects with no change to the term, Countywide.

**FISCAL IMPACT:**

100% Various Funds as determined when projects are approved.

**BACKGROUND:**

On October 23, 2018, the Board of Supervisors approved an as-needed Consulting Services Agreement with Robinson Mills + Williams, in the amount of \$750,000.

On September 21, 2021, the Board approved Amendment No. 1 to increase the payment limit from \$750,000 to \$1,500,000 and extended the term from October 23, 2021, to October 23, 2022.

On September 13, 2022, the Board approved Amendment No. 2 to extend the term through October 23, 2023, with no change to the payment limit.

Robinson Mills + Williams is familiar with these active projects, and the design and construction of typical building types. Therefore, it is recommended that the contract amendment be awarded at this time.

Robinson Mills + Williams will continue to provide architectural services, such as programming, design and construction administration. The type, size and location of projects will vary. Typical projects may include new construction, building renovations/modernizations, remodeling of an entire building or specific areas within a building, tenant improvements, exterior building restorations, Mechanical-Electrical-Plumbing upgrades, structural improvements, code-related improvements and deferred maintenance projects. Projects may also include studies to support projects with potential BHCIP funding. Extending this

APPROVE

OTHER

RECOMMENDATION OF CNTY ADMINISTRATOR

RECOMMENDATION OF BOARD COMMITTEE

Action of Board On: **12/06/2022**  APPROVED AS RECOMMENDED  OTHER

Clerks Notes:

**VOTE OF SUPERVISORS**

AYE: John Gioia, District I Supervisor  
Candace Andersen, District II Supervisor  
Diane Burgis, District III Supervisor  
Karen Mitchoff, District IV Supervisor  
Federal D. Glover, District V Supervisor

I hereby certify that this is a true and correct copy of an action taken and entered on the minutes of the Board of Supervisors on the date shown.

ATTESTED: December 6, 2022

Monica Nino, County Administrator and Clerk of the Board of Supervisors

By: Laura Cassell, Deputy

Contact: Jeffrey K Acuff, 925-957-2487

cc:

BACKGROUND: (CONT'D)

as-needed agreement will save the County time and money when compared to the time and expense in conducting a consultant selection process on a project-by-project basis, and will allow the design phase to commence sooner and provide for a shorter project completion schedule.

CONSEQUENCE OF NEGATIVE ACTION:

If amendment No. 3 is not approved, projects currently in process will be delayed, which will ultimately result in higher project costs and may impede the County's ability to secure BHCIP grant funding.



Contra  
Costa  
County

To: Board of Supervisors  
From: Esa Ehmen-Krause, County Probation Officer  
Date: December 6, 2022

**Subject:** Gift cards for Foster Parent Recruitment, Retention, and Support program

---

**RECOMMENDATION(S):**

APPROVE and AUTHORIZE the Purchasing Agent, or designee, on behalf of the Probation Department, to purchase 140 Target gift cards in the following amounts; one hundred (100) \$20 gift cards and forty (40) \$50 gift cards for a total of \$4,000, to provide support to foster parents prior to the Resource Family Approval process.

**FISCAL IMPACT:**

100% County General Fund, \$4,000.

**BACKGROUND:**

In 2017, the Continuum of Care Reform (CCR) was implemented in California, and under CCR, the Resource Family Approval (RFA) Program created a new family-friendly and child-centered caregiver approval process for both Child Welfare and Probation agencies. The Contra Costa County Probation Department is expanding the internal process for RFA, in hopes of creating more opportunities for less restrictive placement options for youths on probation, who have been largely under-represented in the home-based placement population. Resource Family recruitment is a large piece of this developmental process, and it begins with awareness.

APPROVE

OTHER

RECOMMENDATION OF CNTY ADMINISTRATOR

RECOMMENDATION OF BOARD COMMITTEE

---

Action of Board On: **12/06/2022**  APPROVED AS RECOMMENDED  OTHER

Clerks Notes:

**VOTE OF SUPERVISORS**

AYE: John Gioia, District I Supervisor  
Candace Andersen, District II Supervisor  
Diane Burgis, District III Supervisor  
Karen Mitchoff, District IV Supervisor  
Federal D. Glover, District V Supervisor

I hereby certify that this is a true and correct copy of an action taken and entered on the minutes of the Board of Supervisors on the date shown.

ATTESTED: December 6, 2022

Monica Nino, County Administrator and Clerk of the Board of Supervisors

By: Laura Cassell, Deputy

Contact: Chris De Dios, 925-313-4120

cc:

BACKGROUND: (CONT'D)

Prior to the Resource Family Approval (RFA) process, families housing youths are asked to support foster children without any financial support. Probation needs to support foster parents, resource families, and relative caregivers as they care for Probation youths. The purchase of gift cards will enable the Department in providing that support.

CONSEQUENCE OF NEGATIVE ACTION:

If unapproved, the Probation Department will not be able to support and retain foster parents for Probation youths.



Contra  
Costa  
County

To: Board of Supervisors  
From: Ann Elliott, Human Resources Director  
Date: December 6, 2022

**Subject:** Contract extension with Worxtime, LLC., for Affordable Care Act compliance software and services for IRS required reporting

---

**RECOMMENDATION(S):**

APPROVE and AUTHORIZE the Human Resources Director, or designee, to extend the contract term with Worxtime, LLC through December 31, 2023, and increase the contract payment limit by \$75,000 to a new payment limit of \$375,000 to file required IRS reports and mail health insurance coverage statements to County employees.

**FISCAL IMPACT:**

The cost of this contract is 100% funded through the Benefits Administration Fee, which is a fee charged out to all departments whose employees receive benefits through Human Resources.

**BACKGROUND:**

The Affordable Care Act (ACA) requires that the County file information returns with the Internal Revenue Service (IRS) and provide statements to employees about the health insurance coverage offered by Contra Costa County. Worxtime, LLC will assist the Human Resources Department to comply with the ACA requirement by providing a cloud-hosted software solution. The system will enable the County to provide required data to Worxtime electronically. Worxtime will file the IRS required reports and mail the required statements to County employees. The contract obligates the County to indemnify Worxtime for losses arising out of the County’s breach of the agreement. The term extension and payment limit increase will allow the Human Resources Department to continue to use the Worxtime software solution.

- 
- APPROVE  OTHER
  - RECOMMENDATION OF CNTY ADMINISTRATOR  RECOMMENDATION OF BOARD COMMITTEE
- 

Action of Board On: **12/06/2022**  APPROVED AS RECOMMENDED  OTHER

Clerks Notes:

**VOTE OF SUPERVISORS**

- AYE: John Gioia, District I Supervisor  
 Candace Andersen, District II Supervisor  
 Diane Burgis, District III Supervisor  
 Karen Mitchoff, District IV Supervisor  
 Federal D. Glover, District V Supervisor

I hereby certify that this is a true and correct copy of an action taken and entered on the minutes of the Board of Supervisors on the date shown.

ATTESTED: December 6, 2022

Monica Nino, County Administrator and Clerk of the Board of Supervisors

By: Laura Cassell, Deputy

Contact: Salma Sadiq, (925) 655-2176

cc:



CONSEQUENCE OF NEGATIVE ACTION:

If the contract extension is not approved, the County will be unable to file timely and accurate returns to the IRS and furnish statements to employees as required by law and as a result, may incur significant fines imposed by the federal government.



Contra  
Costa  
County

To: Board of Supervisors  
From: Alison McKee, County Librarian  
Date: December 6, 2022

Subject: Baker & Taylor Purchase Order for Book Rentals

---

**RECOMMENDATION(S):**

APPROVE and AUTHORIZE the Purchasing Agent to execute, on behalf of the County Librarian, a purchase order with Baker & Taylor in an amount not to exceed \$360,249 for book rental for the Contra Costa County Library, for the period January 1 through December 31, 2023.

**FISCAL IMPACT:**

100% Library Fund.

**BACKGROUND:**

Contra Costa County Library builds and maintains collections for the County's residents. In order to meet the high demand of current materials, the library is sometimes forced to purchase additional copies to supplement the long demand list. When popularity wanes, the library is faced with the challenge and expense of storing the excess titles. The Baker & Taylor book rental program provides libraries with an efficient and economical method for maintaining an inventory of the most current, high demand, hardcover titles. Renting library materials will allow the library access to additional copies of popular titles for overall patron satisfaction without a negative storage impact. The rented materials will have the same level of processing and branding that library patrons have learned to recognize as Contra Costa County Library materials.

**CONSEQUENCE OF NEGATIVE ACTION:**

If the Purchase Order is not approved, the Contra Costa County Library will not efficiently and economically meet the high patron demand of current materials.

---

APPROVE

OTHER

RECOMMENDATION OF CNTY ADMINISTRATOR

RECOMMENDATION OF BOARD COMMITTEE

---

Action of Board On: **12/06/2022**  APPROVED AS RECOMMENDED  OTHER

Clerks Notes:

**VOTE OF SUPERVISORS**

AYE: John Gioia, District I Supervisor  
Candace Andersen, District II Supervisor  
Diane Burgis, District III Supervisor  
Karen Mitchoff, District IV Supervisor  
Federal D. Glover, District V Supervisor

I hereby certify that this is a true and correct copy of an action taken and entered on the minutes of the Board of Supervisors on the date shown.

ATTESTED: December 6, 2022

Monica Nino, County Administrator and Clerk of the Board of Supervisors

By: Laura Cassell, Deputy

Contact: Walt Beveridge 925-608-7730

cc:



**Contra  
Costa  
County**

To: Board of Supervisors  
From: Anna Roth, Health Services Director  
Date: December 6, 2022

**Subject:** Contract #74-438-19 with Vasanta Venkat Giri, M.D.

---

**RECOMMENDATION(S):**

APPROVE and AUTHORIZE the Health Services Director, or designee, to execute on behalf of the County Contract #74-438-19 with Vasanta Venkat Giri, M.D., an individual, in an amount not to exceed \$263,578, to provide telepsychiatry services to children and adolescents in Central County, for the period from January 1, 2023 through December 31, 2023.

**FISCAL IMPACT:**

Approval of this contract will result in budgeted expenditures of up to \$263,578 and will be funded by 50% Federal Medi-Cal (\$131,789) and 50% Mental Health Realignment (\$131,789) revenues. (No rate increase)

**BACKGROUND:**

The County has been contracting with Vasanta Venkat Giri, M.D., since February 2012 to provide telepsychiatry services, including diagnosing, counseling, evaluating and medical and therapeutic treatment to children and adolescents in Central Contra Costa County.

On January 18, 2022, the Board of Supervisors approved Contract #74-438-16, with Vasanta Venkat Giri, M.D., in an amount not to exceed \$376,320, for the provision of telepsychiatry services to children in Central County for the period January 1, 2022 through December 31, 2022.

On June 21, 2022, the Board of Supervisors approved an amendment to Contract #74-438-18, with Vasanta Venkat Giri, M.D., effective June 1, 2022, to increase the payment limit by \$25,000 to a new payment limit of \$401,320, and increase the hourly rate from \$192.00 to \$211.20, for the provision of additional telepsychiatry services to children in Central County with no change in the original term through December 31, 2022.

Approval of Contract #74-438-19 will allow the contractor to continue providing telepsychiatry services through December 31, 2023.

---

APPROVE

OTHER

RECOMMENDATION OF CNTY ADMINISTRATOR

RECOMMENDATION OF BOARD COMMITTEE

---

Action of Board On: **12/06/2022**  APPROVED AS RECOMMENDED  OTHER

Clerks Notes:

**VOTE OF SUPERVISORS**

AYE: John Gioia, District I Supervisor  
Candace Andersen, District II Supervisor  
Diane Burgis, District III Supervisor  
Karen Mitchoff, District IV Supervisor  
Federal D. Glover, District V Supervisor

I hereby certify that this is a true and correct copy of an action taken and entered on the minutes of the Board of Supervisors on the date shown.

ATTESTED: December 6, 2022

Monica Nino, County Administrator and Clerk of the Board of Supervisors

Contact: Suzanne Tavano, Ph.D.,  
925-957-5169

By: Laura Cassell, Deputy

cc: Noel Garcia, Marcy Wilhelm

CONSEQUENCE OF NEGATIVE ACTION:

If this contract is not approved, the County’s clients will not have access to this contractor’s telepsychiatry services and the Behavioral Health Division outpatient clinics will not be fully staffed

CHILDREN'S IMPACT STATEMENT:

This program supports the following Board of Supervisors’ community outcomes: “Children Ready for and Succeeding in School”; “Families that are Safe, Stable, and Nurturing”; and “Communities that are Safe and Provide a High Quality of Life for Children and Families”. Expected program outcomes include an increase in positive social and emotional development as measured by the Child and Adolescent Functional Assessment Scale (CAFAS).



Contra  
Costa  
County

To: Board of Supervisors  
From: Anna Roth, Health Services Director  
Date: December 6, 2022

Subject: Contract #77-519 with West Coast Kidney Institute

---

**RECOMMENDATION(S):**

APPROVE and AUTHORIZE the Health Services Director, or designee, to execute on behalf of the County Contract #77-519 with West Coast Kidney Institute, a general partnership, in an amount not to exceed \$2,000,000, to provide nephrology services for Contra Costa Health Plan (CCHP) members and County recipients for the period January 1, 2023 through December 31, 2023.

**FISCAL IMPACT:**

Approval of this contract will result in annual expenditures of up to \$2,000,000 and will be funded as budgeted by the department by 100% CCHP Enterprise Fund II revenues.

**BACKGROUND:**

CCHP has an obligation to provide certain specialized nephrology health care services for its members under the terms of their Individual and Group Health Plan membership contracts with the County. Nephrology is a specialty of adult internal medicine and pediatric medicine that concerns the study of the kidneys. This is a new contractor request to become part of the CCHP Provider Network and who will provide nephrology services for kidney care.

Under new Contract #77-519, this contractor will provide nephrology services for CCHP members and County recipients for the period January 1, 2023 through December 31, 2023.

**CONSEQUENCE OF NEGATIVE ACTION:**

If this contract is not approved, certain specialized nephrology health care services for CCHP members under the terms of their Individual and Group Health Plan membership contracts with the County will not be provided and the patients in need immediate attention related to kidney health may suffer.

- 
- APPROVE  OTHER
  - RECOMMENDATION OF CNTY ADMINISTRATOR  RECOMMENDATION OF BOARD COMMITTEE
- 

Action of Board On: **12/06/2022**  APPROVED AS RECOMMENDED  OTHER

Clerks Notes:

**VOTE OF SUPERVISORS**

AYE: John Gioia, District I Supervisor  
Candace Andersen, District II Supervisor  
Diane Burgis, District III Supervisor  
Karen Mitchoff, District IV Supervisor  
Federal D. Glover, District V Supervisor

I hereby certify that this is a true and correct copy of an action taken and entered on the minutes of the Board of Supervisors on the date shown.

ATTESTED: December 6, 2022  
Monica Nino, County Administrator and Clerk of the Board of Supervisors

Contact: Sharron A. Mackey,  
925-313-6104

By: Laura Cassell, Deputy

cc: Noel Garcia, Marcy Wilhelm



Contra  
Costa  
County

To: Board of Supervisors  
From: Brian M. Balbas, Public Works Director/Chief Engineer  
Date: December 6, 2022

**Subject:** APPROVE and AUTHORIZE a Master Software Subscription Agreement with edu Business Solutions, Inc., a California Corporation, Countywide

---

**RECOMMENDATION(S):**

APPROVE and AUTHORIZE the Public Works Director, or designee, to execute a Master Software Subscription Agreement with edu Business Solutions, Inc., in an amount not to exceed \$74,485 for Print Shop Pro installation, maintenance and training for the period December 6, 2022 through December 5, 2027, Countywide. (Project No. Various) (All Districts)

**FISCAL IMPACT:**

100% General Fund

**BACKGROUND:**

The company edu Business Solutions, Inc. ("edu") provides the following services with Print Shop Pro: a subscription based software system to manage the entire print shop operation including workflow, quoting, job status, inventory tracking and billing; a subscription based web-to-print software system that provides online ordering, instant quoting and real time job status and automatically populates Print Shop Pro with web-entered data; a subscription based module that allows County to populate business cards, letterhead and envelopes online; that converts various files types (Microsoft Word, Excel, PowerPoint, etc.) to print ready PDFs; that automatically authenticates users against the organization's network directory with either CAS, ADFS

---

APPROVE

OTHER

RECOMMENDATION OF CNTY ADMINISTRATOR

RECOMMENDATION OF BOARD COMMITTEE

---

Action of Board On: **12/06/2022**  APPROVED AS RECOMMENDED  OTHER

Clerks Notes:

**VOTE OF SUPERVISORS**

AYE: John Gioia, District I Supervisor  
Candace Andersen, District II Supervisor  
Diane Burgis, District III Supervisor  
Karen Mitchoff, District IV Supervisor  
Federal D. Glover, District V Supervisor

I hereby certify that this is a true and correct copy of an action taken and entered on the minutes of the Board of Supervisors on the date shown.

ATTESTED: December 6, 2022

Monica Nino, County Administrator and Clerk of the Board of Supervisors

By: Laura Cassell, Deputy

Contact: Dale Morseman, 925-655-4501

cc:

BACKGROUND: (CONT'D)

or SAML for open source single sign on across or within organizational boundaries; automatically validates account numbers against the organization's accounting system during order process; and, that provides ability to use a barcode scanning device to move prints jobs through the in-production workflow process. The contract would provide installation, maintenance, and training services. This software would replace the current and expiring contract that the Print & Mail division of Public Works uses for these services and meets the needs of Print & Mail.

This agreement includes modified insurance language, which was approved by Risk Management. The agreement for these services contains an indemnification provision, whereby the County agrees to indemnify claims made by any third party against the contractor. The agreement obligates edu to carry \$500,000 in cyber-liability insurance.

Approval of this agreement will allow edu to provide Print Shop Pro installation, maintenance and training for the period December 6, 2022 through December 5, 2027.

CONSEQUENCE OF NEGATIVE ACTION:

Without the approval of the Board of Supervisors, Print & Mail would not be able to efficiently provide Countywide services.

ATTACHMENTS

Master Software Subscription Agreement





## Master Software Subscription Agreement Print Shop Pro® and/or Design Conductor® and/or Smart Track Pro™

### PAYMENT TERMS

1. Payment is due 15 days from receipt of Invoice. Product will be Delivered within 5 business days from receipt of Purchase Order. For Hosted solutions, product is considered "Delivered" when the link and login credentials have been provided via email to the delivery contact at the customer site. For Deployed solutions, product is considered "Delivered" when it has been uploaded to edu's FTP site and customer has been provided complete instructions to download the software.
2. Software will not be delivered until receipt of signed Agreement and Purchase Order by edu Business Solutions.
3. Late fees will be assessed at 1.5% per month for any Invoice 45 days or more past due.
4. Customer may make payment using one of the below payment methods:
  - (a) Visa, MasterCard and American Express credit cards
  - (b) ACH electronic funds transfer
  - (c) Company check made out to edu Business Solutions
5. Customer must ensure all invoices are paid in accordance with the Payment Terms unless alternate payment arrangements have been previously agreed upon in writing by edu Business Solutions.
6. edu Business Solutions does not have a return policy. All fees are non-refundable as they are predominantly service related, and not goods. Should there be a dispute in relation to delivery of services, edu Business Solutions shall make every effort to resolve dispute amicably and within a reasonable timeframe. Should Customer not be satisfied with edu Business Solution's dispute resolution efforts, client shall not be required to continue subsequent year's annual subscription.
7. Unless otherwise stated, edu's fees do not include any direct or indirect local, state, federal or foreign taxes, levies, duties or similar governmental assessments of any nature, including value-added, use or withholding taxes (collectively, "Taxes"). Customer is responsible for paying all taxes associated with its purchases hereunder, excluding taxes based on edu's net income or property. If edu has the legal obligation to pay or collect taxes for which customer is responsible under this section, the appropriate amount shall be invoiced to and paid by customer, unless customer provides edu with a valid tax exemption certificate authorized by the appropriate taxing authority.

### SUBSCRIPTION RENEWALS AND ANNUAL SUPPORT

1. Hosted Subscription and Deployed Software support to be invoiced annually at the expiration of the previous year's term. Includes unlimited online and toll-free telephone support, product updates and all system enhancements for all software and modules purchased.
2. Should the Hosted customer require that the subscription be reinstated after a late payment has been made, a reinstatement fee of up to \$500.00 may be charged at the sole discretion of edu Business Solutions.
3. Should the Deployed customer require that support be reinstated after a late payment has been made, it will be necessary to purchase support for previous years to be entitled to current version updates and support. Should the Deployed customer allow the annual support to lapse for two or more years, it will be necessary to pay the current retail price for each product to be entitled to current version updates and support.

### LICENSE TERMS

1. **edu Responsibilities.** edu shall: (i) in addition to its confidentiality obligations hereunder, (ii) provide basic support to Customer, at no additional charge; (iii) use commercially reasonable efforts to make the Service available during business hours, except for: (a) planned downtime which edu shall schedule to the extent reasonably practicable during the evening hours from 11:00 p.m. CST to 2:00 a.m. CST; or (b) any unavailability caused by circumstances beyond edu's reasonable control, including without limitation, acts of God, acts of government, flood, fire, earthquakes, civil unrest, acts of terror, strikes or other labor problems (other than those involving edu employees), computer, telecommunications, Internet service provider or hosting facility failures or delays involving hardware, software or power systems not within edu's possession or reasonable control, and denial of service attacks; and (v) comply with all applicable local, state, federal and foreign laws in providing the Service.
2. **Customer Responsibilities.** Customer is responsible for all activities that occur in User accounts and for Users' compliance with this Agreement. Customer shall: (i) have sole responsibility for the accuracy, quality, integrity, legality, reliability, and appropriateness of all Customer Data; (ii) use commercially reasonable efforts to prevent unauthorized access to, or use of, the Service, and notify edu promptly of any such unauthorized access or use; and (iii) adhere to all licensing use and restrictions, and copyright requirements with regard to fonts, images or likenesses, artwork and logos (iv) comply with all applicable local, state, federal and foreign laws in using the Service.
3. **Use Guidelines.** Customer shall use the Service solely for its internal business purposes and shall not: (i) license, sublicense, sell, resell, rent, lease, transfer, assign, distribute, time share or otherwise commercially exploit or make the Service available to any third party, other than to Users or as otherwise contemplated by this Agreement; (ii) send spam or otherwise duplicative or unsolicited messages in violation of applicable laws; (iii) send or store infringing, obscene, threatening, libelous, or otherwise unlawful or tortious material, including material that is harmful to children or violates third party privacy rights; (iv) send or store Malicious Code; (v) use the Service, and will ensure that the Service is not used, in or in conjunction with any applications where product failure could lead to injury to persons, loss of life or severe property or



## Master Software Subscription Agreement Print Shop Pro® and/or Design Conductor® and/or Smart Track Pro™

environmental damage; (vi) interfere with or disrupt the integrity or performance of the Service or the data contained therein; or (vi) attempt to gain unauthorized access to the Service or its related systems or networks.

Monthly production volume is monitored to ensure compliance with Print Shop Pro® Light Licensing Agreement terms. If Customer exceeds maximum allowed production volume (350+ jobs per month for 3+ months within a 12 month agreement term), Customer will be contacted by edu and required to upgrade from Print Shop Pro® Light to Print Shop Pro® Standard. The Customer investment for Print Shop Pro® Light will be applied toward the upgrade to Print Shop Pro® Standard. Customer will pay the difference in subscription cost and will be upgraded to Print Shop Pro® Standard Software Agreement which includes 6 concurrent Administrator Licenses, unlimited print jobs each month and 60 GB of storage. Customer may choose to upgrade from Print Shop Pro® Light to Print Shop Pro® Standard at anytime during their Agreement.

4. **Reservation of Rights.** Subject to the limited rights expressly granted hereunder, edu reserves all rights, title and interest in and to the software, including all related intellectual property rights. No rights are granted to Customer hereunder other than as expressly set forth herein related to the customers own intellectual property.
5. **Restrictions.** Customer shall not (i) modify, copy or create derivative works based on the Service; (ii) frame or mirror any content forming part of the Service, other than on Customer's own intranets or otherwise for its own internal business purposes; (iii) reverse engineer the Service; or (iv) access the Service in order to (A) build a competitive product or service, or (B) copy any ideas, features, functions or graphics of the Service.
6. **Termination for Convenience Clause:** Customer has the option, at its sole discretion and without cause, to terminate this agreement for convenience by giving thirty days' written notice to edu. Upon termination by Customer, edu will refund any remaining account balance to client within 30 days.

### CONFIDENTIAL INFORMATION

As used herein, "**Confidential Information**" means all confidential and proprietary information of a party ("**Disclosing Party**") disclosed to the other party ("**Receiving Party**"), whether orally or in writing, that is designated as confidential or that reasonably should be understood to be confidential given the nature of the information and the circumstances of disclosure, including the terms and conditions of this Agreement (including pricing and other terms reflected in all Quotations hereunder), the Customer Data, the Service, business and marketing plans, technology and technical information, product designs, and business processes. Confidential Information (except for Customer Data) shall not include any information that: (i) is or becomes generally known to the public without breach of any obligation owed to the Disclosing Party; (ii) was known to the Receiving Party prior to its disclosure by the Disclosing Party without breach of any obligation owed to the Disclosing Party; (iii) was independently developed by the Receiving Party without breach of any obligation owed to the Disclosing Party; or (iv) is received from a third party without breach of any obligation owed to the Disclosing Party.

1. **Confidentiality.** The Receiving Party shall not disclose or use any Confidential Information of the Disclosing Party for any purpose outside the scope of this Agreement, except with the Disclosing Party's prior written permission.
2. **Protection.** Each party agrees to protect the confidentiality of the Confidential Information of the other party in the same manner that it protects the confidentiality of its own proprietary and confidential information of like kind (but in no event using less than reasonable care).
3. **Remedies.** If the Receiving Party discloses or uses (or threatens to disclose or use) any Confidential Information of the Disclosing Party in breach of confidentiality protections hereunder, the Disclosing Party shall have the right, in addition to any other remedies available to it, to seek injunctive relief to enjoin such acts, it being specifically acknowledged by the parties that any other available remedies are inadequate.

### WARRANTIES & DISCLAIMERS

1. **Warranties.** Each party represents and warrants that it has the legal power to enter into this Agreement. edu warrants that (i) it will provide the Service in a manner consistent with general industry standards reasonably applicable to the provision thereof; (ii) the Service shall perform materially in accordance with its design; (iii) it owns or otherwise has sufficient rights in the Service to grant to Customer the rights to use the Service granted herein.
2. **Disclaimer.** EXCEPT AS EXPRESSLY PROVIDED HEREIN, edu MAKES NO WARRANTIES OF ANY KIND, WHETHER EXPRESS, IMPLIED, STATUTORY OR OTHERWISE, AND SPECIFICALLY DISCLAIMS ALL IMPLIED WARRANTIES, INCLUDING ANY WARRANTIES OF MERCHANTABILITY OR FITNESS FOR A PARTICULAR PURPOSE, FITNESS FOR A PARTICULAR USE, INFRINGEMENT, ACCURACY OR COMPLETENESS, TO THE MAXIMUM EXTENT PERMITTED BY APPLICABLE LAW. edu FURTHER DISCLAIMS THAT THE FUNCTIONS CONTAINED IN THE SERVICE WILL MEET THE REQUIREMENT OF CUSTOMER OR THAT THE SERVICE WILL BE ERROR FREE. TO THE MAXIMUM EXTENT PERMITTED BY LAW, THE LIMITED WARRANTIES SET FORTH IN THIS SECTION 7, AND THE REMEDIES FOR BREACH OF SUCH LIMITED WARRANTIES ARE EXCLUSIVE.
3. **Third-Party Providers.** Certain third-party providers offer products and services related to the Service that work in conjunction with the Service, such as by exchanging data with the Service or by offering additional functionality within the user interface of the Service through use of the Service's application programming interface. edu does not warrant any such



## Master Software Subscription Agreement Print Shop Pro® and/or Design Conductor® and/or Smart Track Pro™

third-party providers or any of their products or services, whether or not such products or services are designated by edu as "certified," "validated" or otherwise. Any exchange of data or other interaction between Customer and a third-party provider, and any purchase by Customer of any product or service offered by such third-party provider, is solely between Customer and such third-party provider. In addition, from time to time, certain additional functionality (not defined as part of the Service) may be offered by edu to Customer, for an additional fee, on a pass-through or OEM basis pursuant to terms specified by the licensor and agreed to by Customer in connection with a separate purchase by Customer of such additional functionality. Customer's use of any such additional functionality shall be governed by such terms, which shall prevail in the event of any inconsistency with the terms of this Agreement. No purchase of such third-party products or services is required to use the Service.

### MUTUAL INDEMNIFICATION

1. **Indemnification by edu.** Subject to this Agreement, edu shall indemnify Customer and hold it harmless against any third party claim or action ("Claims") alleging that the use of the Service as contemplated hereunder infringes the intellectual property rights of a third party; provided, that Customer (a) promptly gives written notice of the Claim to edu; (b) gives edu sole control of the defense and settlement of the Claim (provided that edu may not settle or defend any Claim unless it unconditionally releases Customer of all liability); and (c) provides to edu, at edu's cost, all reasonable assistance.
2. **Indemnification by Customer.** Subject to this Agreement, Customer shall defend, indemnify and hold edu harmless against any loss, damage or costs (including reasonable attorneys' fees) incurred in connection with Claims made or brought against edu by a third party alleging that the Customer Data, or Customer's use of the Service in violation of this Agreement, infringes the intellectual property rights of, or has otherwise harmed, a third party; provided, that edu (a) promptly gives written notice of the Claim to Customer; (b) gives Customer sole control of the defense and settlement of the Claim (provided that Customer may not settle or defend any Claim unless it unconditionally releases edu of all liability); and (c) provides to Customer, at Customer's cost, all reasonable assistance.

### LIMITATION OF LIABILITY

1. **Limitation of Liability.** Each party to this agreement will be responsible solely for the negligent acts or omissions of its own employees, officers, or agents in the performance of this Agreement. Neither party will be considered the agent of the other party nor will either party assume any responsibility to the other party for the consequences of any act or omission of any person, firm, or corporation not a party to this Agreement. IN NO EVENT SHALL edu's AGGREGATE LIABILITY ARISING OUT OF OR RELATED TO THIS AGREEMENT, WHETHER IN CONTRACT, TORT OR UNDER ANY OTHER THEORY OF LIABILITY, EXCEED THE LESSER OF \$50,000 OR THE AMOUNTS ACTUALLY PAID BY AND DUE FROM CUSTOMER HEREUNDER IN THE TWELVE MONTHS PRECEDING THE INCIDENT GIVING RISE TO LIABILITY.
2. **Exclusion of Consequential and Related Damages.** IN NO EVENT SHALL edu HAVE ANY LIABILITY FOR ANY LOST PROFITS OR FOR ANY INDIRECT, SPECIAL, INCIDENTAL, PUNITIVE, OR CONSEQUENTIAL DAMAGES HOWEVER CAUSED AND, WHETHER IN CONTRACT, TORT OR UNDER ANY OTHER THEORY OF LIABILITY, WHETHER OR NOT THE PARTY HAS BEEN ADVISED OF THE POSSIBILITY OF SUCH DAMAGES.
3. **Insurance.** During the entire term of this Agreement and any extension or modification thereof, edu shall keep in effect insurance policies meeting the following insurance requirements. Edu will provide commercial general liability insurance, including coverage for business losses with a minimum combined single limit coverage of \$500,000 for all damages, including consequential damages, due to bodily injury, sickness or disease, or death to any person or damage to or destruction of property, including the loss of use thereof, arising from each occurrence. Such insurance must be endorsed to include Customer and its officers and employees as additional insureds as to all services performed by edu under this Agreement. Said policies must constitute primary insurance as to Customer, the state and federal governments, and their officers, agents, and employees, so that other insurance policies held by them or their self-insurance program(s) will not be required to contribute to any loss covered under Contractor's insurance policy or policies. Edu must provide Customer with a copy of the endorsement making the County an additional insured on all commercial general liability policies as required herein no later than the effective date of this Agreement. Edu must provide workers' compensation insurance coverage for its employees. Said Limitation of Liability shall not apply to any valid and collectible insurance in force at the time of the loss.
4. **Assignment.** Neither party may assign any of its rights or obligations hereunder, whether by operation of law or otherwise, without the prior written consent of the other party (not to be unreasonably withheld). Notwithstanding the foregoing, either party may assign this Agreement in its entirety (including all Quotations), without consent of the other party, in connection with a merger, acquisition, corporate reorganization, or sale of all or substantially all of its assets not involving a direct competitor of the other party. Any attempt by a party to assign its rights or obligations under this Agreement in breach of this section shall be void and of no effect. Subject to the foregoing, this Agreement shall bind and inure to the benefit of the parties, their respective successors and permitted assigns.
5. **Governing Law.** This Agreement shall be governed exclusively by the internal laws of the State of California, without regard to its conflicts of laws rules.



Master Software Subscription Agreement
Print Shop Pro® and/or Design Conductor® and/or Smart Track Pro™

- 6. Venue; Waiver of Jury Trial. The state and federal courts located in San Diego, CA shall have exclusive jurisdiction to adjudicate any dispute arising out of or relating to this Agreement. Each party hereby consents to the exclusive jurisdiction of such courts. Each party also hereby waives any right to jury trial in connection with any action or litigation in any way arising out of or related to this Agreement.
7. Entire Agreement. This Agreement, including all exhibits and addenda hereto and all Quotations, constitutes the entire agreement between the parties, and supersedes all prior and contemporaneous agreements, Quotations or representations, written or oral, concerning its subject matter. No modification, amendment, or waiver of any provision of this Agreement shall be effective unless in writing and signed by the party against whom the modification, amendment or waiver is to be asserted. To the extent of any conflict or inconsistency between the provisions in the body of this Agreement and any exhibit or addendum hereto or any Quotation, the terms of this Agreement shall prevail. Notwithstanding any language to the contrary therein, no terms or conditions stated in a Customer purchase order or in any other Customer order documentation (excluding Quotations) shall be incorporated into or form any part of this Agreement, and all such terms or conditions shall be null and void.

TERM OF AGREEMENT

This agreement commences five days after the receipt of purchase order and continues until all user subscriptions in accordance with this Agreement have expired or been terminated.

PARTIES TO THE AGREEMENT

IN WITNESS WHEREOF, the parties' authorized signatories have duly executed this Agreement as of the Effective Date:

edu Business Solutions, Inc.;
By: [Signature]
Print Name: Tonnia Strand
Title: VP
Date: 11/8/2022

CUSTOMER:
By: \_\_\_\_\_
Print Name: \_\_\_\_\_
Title: \_\_\_\_\_
Date: \_\_\_\_\_



Contra  
Costa  
County

To: Board of Supervisors  
From: Anna Roth, Health Services Director  
Date: December 6, 2022

Subject: Purchase Order with Central Admixture Pharmacy Services, Inc.

---

**RECOMMENDATION(S):**

APPROVE and AUTHORIZE the Purchasing Agent, or designee, on behalf of the Health Services Director, to execute a purchase order with Central Admixture Pharmacy Services, Inc. (CAPS) in an amount not to exceed \$260,000 for the compounding of Total Parenteral Nutrition (TPN) and Peripheral Parenteral Nutrition (PPN) Intravenous (IV) Solutions for patients at Contra Costa Regional Medical Center and Health Centers for the period from December 1, 2022 through November 30, 2023.

**FISCAL IMPACT:**

Approval of this purchase order will result in expenditures of up to \$260,000 for compounded medications and will be fully funded as budgeted in the Hospital Enterprise Fund I.

**BACKGROUND:**

Contra Costa Regional Medical Center Inpatient Pharmacy has been using Central Admixture Pharmacy Services, Inc. (CAPS) for IV solutions since May 2005. CAPS is a local company that can provide needed pharmaceutical products to our patients at CCRMC on a daily basis. Total Parenteral Nutrition (TPN), Peripheral Parenteral Nutrition (PPN) and various IV solutions are purchased from CAPS. These critical medications provide nutrients for patients who do not have a functioning GI tract or who have disorders requiring complete bowel rest.

On December 7, 2021, the Board of Supervisors approved agenda item C.69 to execute purchase order (#24073) with Central Admixture Pharmacy, Inc. in the amount of \$260,000 for the period of December 1, 2021 through November 30, 2022.

Approval of the requested purchase order will allow this vendor to continue providing TPN, PPN and various IV solutions compounds for CCRMC through November 30, 2023.

**CONSEQUENCE OF NEGATIVE ACTION:**

If this purchase order is not approved, the lack of products such as TPN, PPN and various IV solution compounds, needed for treating our patients will be unavailable, causing a negative impact in the health of our patients at Contra Costa Regional Medical Center (CCRMC).

- 
- APPROVE  OTHER
  - RECOMMENDATION OF CNTY ADMINISTRATOR  RECOMMENDATION OF BOARD COMMITTEE
- 

Action of Board On: **12/06/2022**  APPROVED AS RECOMMENDED  OTHER

Clerks Notes:

**VOTE OF SUPERVISORS**

- AYE: John Gioia, District I Supervisor  
 Candace Andersen, District II Supervisor  
 Diane Burgis, District III Supervisor  
 Karen Mitchoff, District IV Supervisor  
 Federal D. Glover, District V Supervisor

I hereby certify that this is a true and correct copy of an action taken and entered on the minutes of the Board of Supervisors on the date shown.

ATTESTED: December 6, 2022

Monica Nino, County Administrator and Clerk of the Board of Supervisors

By: Laura Cassell, Deputy

Contact: Irene M. Segovia, 925-335-7474

cc:

ATTACHMENTS



Contra  
Costa  
County

To: Board of Supervisors  
From: Anna Roth, Health Services Director  
Date: December 6, 2022

Subject: Purchase Order with Priority Healthcare Distribution, Inc. (dba Curascript Specialty Distribution)

---

**RECOMMENDATION(S):**

APPROVE and AUTHORIZE the Purchasing Agent, or designee, to execute on behalf of the Health Services Director, a purchase order with Priority Healthcare Distribution, Inc. (dba Curascript Specialty Distribution) in an amount not to exceed \$500,000, for the contraceptive implant Nexplanon to be used at the Contra Costa Regional Medical Center, Health Centers, and Detention Centers for the period from December 1, 2022 through November 30, 2023.

**FISCAL IMPACT:**

Approval of this purchase order will result in expenditures of up to \$500,000 and will be 100% funded by Hospital Enterprise Fund I revenues.

**BACKGROUND:**

Contra Costa Regional Medical Center Inpatient Pharmacy has purchased pharmaceuticals from Priority Healthcare Distribution, Inc. dba Curascript Specialty Distribution since 2015. Priority Healthcare Distribution, Inc. provides Contra Costa Regional Medical Center, Health Centers, and Detention Centers with contraceptive implant Nexplanon to be used in the Obstetrics/Gynecology Departments. Curascript Specialty Distribution is a sole source provider for Nexplanon.

On December 7, 2021, the Board of Supervisors approved agenda item C.71 to execute purchase order (#23960) with Priority Healthcare Distribution, Inc. (dba Curascript Specialty Distribution) in the amount of \$500,000 for the period from December 1, 2021 through November 30, 2022.

Approval of this request will allow the Department to continue to procure Nexplanon from this vendor through November 30, 2023.

**CONSEQUENCE OF NEGATIVE ACTION:**

If this purchase order is not approved, the Department will not be able to purchase Nexplanon for our patient population at Contra Costa Regional Medical Center, Health Centers, and Detention Centers.

- 
- APPROVE  OTHER
  - RECOMMENDATION OF CNTY ADMINISTRATOR  RECOMMENDATION OF BOARD COMMITTEE
- 

Action of Board On: **12/06/2022**  APPROVED AS RECOMMENDED  OTHER

Clerks Notes:

**VOTE OF SUPERVISORS**

- AYE: John Gioia, District I Supervisor  
 Candace Andersen, District II Supervisor  
 Diane Burgis, District III Supervisor  
 Karen Mitchoff, District IV Supervisor  
 Federal D. Glover, District V Supervisor

I hereby certify that this is a true and correct copy of an action taken and entered on the minutes of the Board of Supervisors on the date shown.

ATTESTED: December 6, 2022

Monica Nino, County Administrator and Clerk of the Board of Supervisors

By: Laura Cassell, Deputy

Contact: Irene M. Segovia, 925-335-7474

cc:



ATTACHMENTS



**Contra  
Costa  
County**

To: Board of Supervisors  
From: Anna Roth, Health Services Director  
Date: December 6, 2022

**Subject:** Contract #77-421-1 with Telemedicine Group P.C. (dba TeleMed2U)

---

**RECOMMENDATION(S):**

APPROVE and AUTHORIZE the Health Services Director, or designee, to execute on behalf of the County Contract #77-421-1 with Telemedicine Group P.C. (dba TeleMed2U), a corporation, in an amount not to exceed \$1,800,000, to provide behavioral health and medical psychiatric telehealth services for Contra Costa Health Plan (CCHP) members for the period from January 1, 2023 through December 31, 2025.

**FISCAL IMPACT:**

Approval of this contract will result in contractual expenditures of up to \$1,800,000 over a three-year period and will be funded 100% by CCHP Enterprise Fund II. (No rate increase)

**BACKGROUND:**

CCHP has an obligation to provide certain specialized behavioral health services for its members under the terms of their Individual and Group Health Plan membership contracts with the County. Services for behavioral health and medical psychiatric telehealth services include electronic video and communication technologies to facilitate outpatient therapy services including diagnosis, consultation, treatment, medication management, education, and care management services for CCHP members. Contractor has been providing behavioral health services via telehealth since January 1, 2022.

On February 8, 2022, the Board of Supervisors approved Contract #77-421 with Telemedicine Group P.C. (dba TeleMed2U) in the amount of \$1,200,000 for the provision of behavioral health and medical psychiatric telehealth services to CCHP members for the period January 1, 2022 through December 31, 2022.

Approval of Contract #77-421-1 will allow the contractor to continue providing behavioral health and medical psychiatric telehealth services for CCHP members through December 31, 2025.

- 
- APPROVE  OTHER
  - RECOMMENDATION OF CNTY ADMINISTRATOR  RECOMMENDATION OF BOARD COMMITTEE
- 

Action of Board On: **12/06/2022**  APPROVED AS RECOMMENDED  OTHER

Clerks Notes:

**VOTE OF SUPERVISORS**

- AYE: John Gioia, District I Supervisor  
 Candace Andersen, District II Supervisor  
 Diane Burgis, District III Supervisor  
 Karen Mitchoff, District IV Supervisor  
 Federal D. Glover, District V Supervisor

I hereby certify that this is a true and correct copy of an action taken and entered on the minutes of the Board of Supervisors on the date shown.

ATTESTED: December 6, 2022  
 Monica Nino, County Administrator and Clerk of the Board of Supervisors

By: Laura Cassell, Deputy

Contact: Sharron Mackey, 925-313-6104

BACKGROUND: (CONT'D)

CONSEQUENCE OF NEGATIVE ACTION:

If this contract is not approved, certain specialized behavioral health services for CCHP members under the terms of their Individual and Group Health Plan membership contract with the County will not be provided timely and result in wait time for patients.



**Contra  
Costa  
County**

To: Board of Supervisors  
From: Anna Roth, Health Services Director  
Date: December 6, 2022

**Subject:** Amendment #25-077-13 with Contra Costa Interfaith Transitional Housing, Inc. (dba Hope Solutions)

---

**RECOMMENDATION(S):**

APPROVE and AUTHORIZE the Health Services Director, or designee, to execute on behalf of the County Contract Amendment Agreement #25-077-13 with Contra Costa Interfaith Transitional Housing, Inc. (dba Hope Solutions), a non-profit corporation, to amend Contract #25-077-12, effective January 1, 2023, to increase the payment limit by \$375,000, from \$615,282 to a new total payment limit of \$990,282, with no change in the term of July 1, 2022 through June 30, 2023.

**FISCAL IMPACT:**

This amendment will result in additional expenditures up to \$375,000 for FY 2022/2023 and will be funded 100% by State Housing Security funds. (No rate increase)

**BACKGROUND:**

This contract meets the social needs of county’s population by providing support services to Contra Costa County families who are homeless, including case management, day shelter services, transportation needs, mental health assessment and crisis intervention. Contra Costa Interfaith Transitional Housing, Inc. (dba Hope Solutions) has been providing case management and housing navigation services for the county’s CE system since November 2016.

On August 16, 2022, the Board of Supervisors approved Contract #25-077-12 with Contra Costa Interfaith Transitional Housing, Inc. (dba Hope Solutions), in an amount not to exceed \$615,282 to provide housing navigation services for the Coordinated Assessment Resource and Engagement (CARE) Centers and CARE Capable Centers for the Homeless Coordinated Entry (CE) System, for the period from July 1, 2022 through June 30, 2023.

Approval of Amendment Agreement #25-077-13 will allow the contractor to provide additional housing support services through June 30, 2023.

**CONSEQUENCE OF NEGATIVE ACTION:**

If this amendment is not approved, some homeless individuals and families will not receive navigation services from this contractor.

---

APPROVE  OTHER  
 RECOMMENDATION OF CNTY ADMINISTRATOR  RECOMMENDATION OF BOARD COMMITTEE

---

Action of Board On: **12/06/2022**  APPROVED AS RECOMMENDED  OTHER

Clerks Notes:

**VOTE OF SUPERVISORS**

AYE: John Gioia, District I Supervisor  
Candace Andersen, District II Supervisor  
Diane Burgis, District III Supervisor  
Karen Mitchoff, District IV Supervisor  
Federal D. Glover, District V Supervisor

I hereby certify that this is a true and correct copy of an action taken and entered on the minutes of the Board of Supervisors on the date shown.

ATTESTED: December 6, 2022  
Monica Nino, County Administrator and Clerk of the Board of Supervisors

By: Laura Cassell, Deputy

Contact: Christy Saxton, 925-608-6700

CHILDREN'S IMPACT STATEMENT:

This program supports the following Board of Supervisors' community outcomes: "Families that are Safe, Stable, and Nurturing"; and "Communities that are Safe and Provide a High Quality of Life for Children and Families". Expected program outcomes include an increase in positive social and emotional development as measured by the Child and Adolescent Functional Assessment Scale (CAFAS).

CLERK'S ADDENDUM

**Speaker: Sharon Al.**



Contra  
Costa  
County

To: Board of Supervisors  
From: Brian M. Balbas, Public Works Director/Chief Engineer  
Date: December 6, 2022

**Subject:** On-call Contract Amendment with Geosyntec Consultants, Inc., for On-call Stormwater Consulting Services. Project No. 7517-6W7263

---

**RECOMMENDATION(S):**

APPROVE and AUTHORIZE the Public Works Director, or designee, to execute a contract amendment with Geosyntec Consultants, Inc., effective December 1, 2022, to increase the payment limit by \$50,000 to a new payment limit of \$230,000 and extend the term through March 31, 2024, for on-call stormwater consulting services, Countywide.

**FISCAL IMPACT:**

This project is funded by 100% Stormwater Utility Assessment Funds.

**BACKGROUND:**

The County Watershed Program (CWP) is responsible for implementing measures to reduce trash/litter and other pollutants of concern found in local waterways in unincorporated Contra Costa County. As such, CWP requires routine and on-call assistance with coordination and support for implementing the Contra Costa County Green Infrastructure Plan and for control measures and activities related to provisions C.11, Mercury Controls, and C.12, Polychlorinated Biphenyls controls, in order to comply with the Municipal Regional Stormwater NPDES (National Pollutant Discharge Elimination System) Permit (MRP) from the California Regional Water Quality Control Board, San Francisco Bay Region (Water Board).

---

APPROVE

OTHER

RECOMMENDATION OF CNTY ADMINISTRATOR

RECOMMENDATION OF BOARD COMMITTEE

---

Action of Board On: **12/06/2022**  APPROVED AS RECOMMENDED  OTHER

Clerks Notes:

**VOTE OF SUPERVISORS**

AYE: John Gioia, District I Supervisor  
Candace Andersen, District II Supervisor  
Diane Burgis, District III Supervisor  
Karen Mitchoff, District IV Supervisor  
Federal D. Glover, District V Supervisor

I hereby certify that this is a true and correct copy of an action taken and entered on the minutes of the Board of Supervisors on the date shown.

ATTESTED: December 6, 2022  
Monica Nino, County Administrator and Clerk of the Board of Supervisors

Contact: Michele Mancuso, (925)  
313-2236

By: Laura Cassell, Deputy

CONSEQUENCE OF NEGATIVE ACTION:

Without the approval of this contract by the Board of Supervisors, Contra Costa County will be out of compliance with the MRP from the Water Board.





Contra  
Costa  
County

To: Board of Supervisors  
From: Anna Roth, Health Services Director  
Date: December 6, 2022

Subject: Contract #76-575-8 with Signature Parking, LLC

---

**RECOMMENDATION(S):**

APPROVE and AUTHORIZE the Health Services Director, or designee, to execute on behalf of the County Contract #76-575-8 with Signature Parking, LLC, a limited liability company, in an amount not to exceed \$738,056, to provide parking management services for Contra Costa Regional Medical Center (CCRMC), for the period January 1, 2023 through December 31, 2024.

**FISCAL IMPACT:**

Approval of this contract will result in budgeted expenditures of up to \$738,056 over a 2-year period and will be funded 100% by Hospital Enterprise Fund I. (No rate increase)

**BACKGROUND:**

The county has been contracting with Signature Parking, LLC since January 2017 to provide parking management services for CCRMC including stack parking and parking management to ease parking and eliminate patients missing appointments due to the lack of parking.

On January 18, 2022, the Board of Supervisors approved Contract #76-575-7 with Signature Parking, LLC, in an amount not to exceed \$420,849, to provide parking management services at CCRMC, for the period January 1, 2022 through December 31, 2022.

Approval of Contract #76-575-8 will allow the contractor to continue to provide parking management services for CCRMC through December 31, 2024.

**CONSEQUENCE OF NEGATIVE ACTION:**

If this contract is not approved, patients at CCRMC will continue to miss medical appointments due to lack of parking.

- 
- APPROVE  OTHER
  - RECOMMENDATION OF CNTY ADMINISTRATOR  RECOMMENDATION OF BOARD COMMITTEE
- 

Action of Board On: **12/06/2022**  APPROVED AS RECOMMENDED  OTHER

Clerks Notes:

**VOTE OF SUPERVISORS**

- AYE: John Gioia, District I Supervisor  
 Candace Andersen, District II Supervisor  
 Diane Burgis, District III Supervisor  
 Karen Mitchoff, District IV Supervisor  
 Federal D. Glover, District V Supervisor

I hereby certify that this is a true and correct copy of an action taken and entered on the minutes of the Board of Supervisors on the date shown.

ATTESTED: December 6, 2022

Monica Nino, County Administrator and Clerk of the Board of Supervisors

By: Laura Cassell, Deputy

Contact: Jaspreet Benepal, 925-370-5501

cc: L Walker, M Wilhelm



Contra  
Costa  
County

To: Board of Supervisors  
From: Anna Roth, Health Services Director  
Date: December 6, 2022

Subject: Contract #25-046-24 with Shelter, Inc.

---

**RECOMMENDATION(S):**

APPROVE and AUTHORIZE the Health Services Director, or designee, to execute on behalf of the County Contract #25-046-24 with Shelter, Inc., a non-profit corporation, in an amount not to exceed \$1,138,309, to provide support services for county residents experiencing homelessness who have a disability and are receiving services in the Supportive Housing Program, for the period from December 1, 2022 through November 30, 2023.

**FISCAL IMPACT:**

This contract will result in contractual service expenditures of up to \$1,138,309 and will be funded 98.75% Department of Housing and Urban Development (HUD) (\$1,123,980), and 1.25% Mental Health Services Act (MHSA) (\$14,329). (Rate increase)

**BACKGROUND:**

This contract meets the social needs of the County’s population by providing housing support services to County residents experiencing homelessness. Shelter Inc. has been providing housing support services to homeless County residents who have a disability and who are enrolled in the Supportive Housing Program since August 2001.

On April 12, 2022, the Board of Supervisors approved Contract #25-046-23 with Shelter, Inc., in an amount not to exceed \$1,073,302 to provide housing support services to county residents who are homeless and have a disability for the period from December 1, 2021 through November 30, 2022.

Approval of Contract #25-046-24 will allow the contractor to continue to provide housing support services through November 30, 2023.

**CONSEQUENCE OF NEGATIVE ACTION:**

If this contract is not approved, County residents who are homeless with a disability and are receiving services in the Supportive Housing Program will not receive services from this contractor.

- 
- APPROVE  OTHER
  - RECOMMENDATION OF CNTY ADMINISTRATOR  RECOMMENDATION OF BOARD COMMITTEE
- 

Action of Board On: **12/06/2022**  APPROVED AS RECOMMENDED  OTHER

Clerks Notes:

**VOTE OF SUPERVISORS**

- AYE: John Gioia, District I Supervisor  
 Candace Andersen, District II Supervisor  
 Diane Burgis, District III Supervisor  
 Karen Mitchoff, District IV Supervisor  
 Federal D. Glover, District V Supervisor

I hereby certify that this is a true and correct copy of an action taken and entered on the minutes of the Board of Supervisors on the date shown.

ATTESTED: December 6, 2022  
 Monica Nino, County Administrator and Clerk of the Board of Supervisors

By: Laura Cassell, Deputy

Contact: Christy Saxton, 925-608-6700



Contra  
Costa  
County

To: Board of Supervisors  
From: Anna Roth, Health Services Director  
Date: December 6, 2022

Subject: Contract #25-079-7 with Portia Bell Hume Behavioral Health and Training Center

---

**RECOMMENDATION(S):**

APPROVE and AUTHORIZE the Health Services Director, or designee, to execute on behalf of the County Contract #25-079-7 with Portia Bell Hume Behavioral Health and Training Center, a non-profit corporation, in an amount not to exceed \$1,179,313, to provide case management and Rapid Resolution counseling to county residents who are homeless or at risk of becoming homeless for the period from October 1, 2022 through June 30, 2023.

**FISCAL IMPACT:**

This contract will result in budgeted expenditures in an amount of \$1,179,313 and is funded by 50% Adult Protective Services Home Safe Program (\$582,079), 30% Public Defender Funds (\$358,444), 10% California Emergency Solutions Housing (CESH) (\$118,386), 8% Housing and Urban Development Grant (\$100,000) and 2% Housing Security Funds (\$20,404). (No rate increase)

**BACKGROUND:**

This contract meets the social needs of county’s population by providing support services to county residents who are homeless or at risk of becoming homeless, including case management and homelessness Rapid Resolution counseling. Portia Bell Hume Behavioral Health and Training Center has been providing homeless support services to the county since May 2018.

On December 10, 2019, the Board of Supervisors approved Contract #25-079-3 with Portia Bell Hume Behavioral Health and Training to provide case management and homelessness Rapid Resolution counseling to County residents who are homeless or at risk of becoming homeless for the period from October 1, 2019 through June 30, 2021.

On September 8, 2020, the Board of Supervisors approved Amendment/Extension Agreement #25-079-4 to increase the payment limit by \$304,977 to a new payment limit of \$749,977, and to extend the termination date from June 30, 2021 to September 30, 2021 for additional support services to county residents who are homeless or at risk of becoming homeless.

On November 17, 2020, the Board of Supervisors approved Amendment/Extension Agreement #25-079-5 to increase the payment limit by \$350,000 to a new payment limit of \$1,099,977, and to extend the termination date from September 30, 2021 to September 30, 2022 to provide additional homeless support services.

- 
- APPROVE  OTHER
  - RECOMMENDATION OF CNTY ADMINISTRATOR  RECOMMENDATION OF BOARD COMMITTEE
- 

Action of Board On: **12/06/2022**  APPROVED AS RECOMMENDED  OTHER

Clerks Notes:

**VOTE OF SUPERVISORS**

- AYE: John Gioia, District I Supervisor  
 Candace Andersen, District II Supervisor  
 Diane Burgis, District III Supervisor  
 Karen Mitchoff, District IV Supervisor  
 Federal D. Glover, District V Supervisor

I hereby certify that this is a true and correct copy of an action taken and entered on the minutes of the Board of Supervisors on the date shown.

ATTESTED: December 6, 2022  
 Monica Nino, County Administrator and Clerk of the Board of Supervisors

By: Laura Cassell, Deputy

Contact: Christy Saxton, 925-608-6700

cc: L Walker, M Wilhelm

BACKGROUND: (CONT'D)

On December 7, 2021, the Board of Supervisors approved Amendment/Extension Agreement #25-079-6 to increase the payment limit by \$550,000, from \$1,099,977 to a new payment limit of \$1,649,977 with no change in the term to provide additional homeless support services.

Approval of Contract #25-079-7 will allow the contractor to continue to provide services through June 30, 2023. This contract renewal was delayed due to contractor submitting invoices late which obstructed the contract renewal negotiation process.

CONSEQUENCE OF NEGATIVE ACTION:

If this contract is not approved, county residents and families that are homeless or at risk of being homeless will not have access to contractor's support services.

CHILDREN'S IMPACT STATEMENT:

This program supports the following Board of Supervisors' community outcomes: "Children Ready For and Succeeding in School"; "Families that are Safe, Stable, and Nurturing"; and "Communities that are Safe and Provide a High Quality of Life for Children and Families". Expected program outcomes include an increase in positive social and emotional development as measured by the Child and Adolescent Functional Assessment Scale (CAFAS).

ATTACHMENTS



Contra  
Costa  
County

To: Board of Supervisors  
From: David O. Livingston, Sheriff-Coroner  
Date: December 6, 2022

Subject: Thales DIS USA/Gemalto Cogent Incorporated - Livescan

---

**RECOMMENDATION(S):**

1. APPROVE and AUTHORIZE the Sheriff-Coroner, or designee, to execute an Assignment and Assumption of Contract and Consent with Gemalto Cogent, Inc. and Thales DIS, USA, Inc. to recognize the merger of Gemalto Cogent, Inc. into Thales DIS USA, Inc. effective September 30, 2020.
2. APPROVE and AUTHORIZE the Sheriff-Coroner, or designee, to execute a contract amendment with Thales DIS, USA, Inc. to extend the term from December 31, 2022 to June 30, 2023 plus two optional one-year term extensions.

**FISCAL IMPACT:**

No County Cost. \$454,772.00 from CAL ID Funds.

**BACKGROUND:**

The California Identification System (Cal-ID) is the automated system maintained by the California Department of Justice (DOJ) for retaining fingerprint files and identifying latent fingerprints. Cal-ID monies are collected from the fees from each vehicle registered, two dollars for non-commercial vehicles and four dollars from commercial vehicles, and are used to fund

- 
- APPROVE
  OTHER  
 RECOMMENDATION OF CNTY ADMINISTRATOR
  RECOMMENDATION OF BOARD COMMITTEE
- 

Action of Board On: **12/06/2022**  APPROVED AS RECOMMENDED  OTHER

Clerks Notes:

**VOTE OF SUPERVISORS**

AYE: John Gioia, District I Supervisor  
Candace Andersen, District II Supervisor  
Diane Burgis, District III Supervisor  
Karen Mitchoff, District IV Supervisor  
Federal D. Glover, District V Supervisor

I hereby certify that this is a true and correct copy of an action taken and entered on the minutes of the Board of Supervisors on the date shown.

ATTESTED: December 6, 2022

Monica Nino, County Administrator and Clerk of the Board of Supervisors

By: Laura Cassell, Deputy

Contact: Donn David, 925-655-0037

cc:

BACKGROUND: (CONT'D)

programs that enhance the capacity of the state and local law enforcement to provide automated mobile, fixed Livescan fingerprint capture stations and Automated Fingerprint Identification Systems (AFIS) that allow identification of individuals involved in motor vehicle crimes. The California Department of Justice has established the Remote Access Network (RAN), which is a uniform statewide network of equipment and procedures allowing local law enforcement agencies direct access to the Cal-ID System. The Contra Costa County local RAN board determines the placement of RAN equipment within the County, and coordinates the acceptance, delivery, and installation of RAN equipment. Acting as the local RAN board, mobile fingerprint identification hardware has been distributed to local law enforcement agencies within the County pursuant to the criteria specified in the Penal Code. Under the proposed contract, maintenance and support for the Livescan will be purchased to provide support and hardware replacement so that local law enforcement agencies can continue to capture arrest data and booking related fingerprints. The Livescans are a high-use device and parts wear out frequently. If maintenance and support is not obtained, replacement of the hardware and updates to the software will no longer be supported. The Gemalto Cogent Livescans provide the mechanism for the capture of fingerprints, photos and charge information as state and federally mandated for arrest reporting to the California Department of Justice and the Federal Bureau of Investigations. The maintenance and support agreement will provide 24/7 support and hardware replacement to keep the Livescans in working order. On September 30, 2020, Gemalto Cogent, Inc. was merged into Thales DIS, USA, Inc. Authority to execute the Assignment and Assumption will result in Thales DIS USA, Inc. becoming a party to the contract. The Assignment and Assumption is retroactively dated to September 30, 2020, since that is the effective date of the merger of Gemalto into Thales.

CONSEQUENCE OF NEGATIVE ACTION:

If the Office of the Sheriff is not allowed to contract with Gemalto Cogent for the Livescan Maintenance and Support for the Livescan fingerprint capture stations, agencies in the county will experience extended downtime preventing officers from capturing the requisite fingerprint and arrest/booking data required by the state and federal mandates. This may lead to the release of wanted subjects from booking facilities because they have not been identified. Some subjects may be wanted for a more serious offense under another name. In addition, the lack of ability to identify an arrested subject may detain an individual that is not the person sought in a warrant or an investigation.



**Contra  
Costa  
County**

To: Board of Supervisors  
From: David O. Livingston, Sheriff-Coroner  
Date: December 6, 2022

Subject: Attenti US, Inc.

---

**RECOMMENDATION(S):**

APPROVE and AUTHORIZE the Sheriff-Coroner or designee, to execute an Agreement with Attenti US, Inc., in an amount not to exceed \$700,000 for the purchase of electronic home monitoring services, equipment and related products as needed at the Sheriff's Office Custody Alternative Facility for the period December 1, 2022 through November 30, 2025.

**FISCAL IMPACT:**

\$700,000; 100% Sheriff Budgeted.

**BACKGROUND:**

The Sheriff's Office operates an Electronic Home Detention program intended as an alternative to incarceration for those persons who are qualified for home detention. This program provides significant savings to the County when compared to regular incarceration. It also keeps the County within the daily population standard as required in the three detention facilities. Attenti US, Inc. (formerly 3M Electronic Monitoring) develops, manufactures and provides innovative technology products for the criminal justice industry that help ensure the safety of communities and efficient, secure monitoring and tracking operations. Attenti is a leading global provider of

---

APPROVE

OTHER

RECOMMENDATION OF CNTY ADMINISTRATOR

RECOMMENDATION OF BOARD COMMITTEE

---

Action of Board On: **12/06/2022**  APPROVED AS RECOMMENDED  OTHER

Clerks Notes:

**VOTE OF SUPERVISORS**

AYE: John Gioia, District I Supervisor  
Candace Andersen, District II Supervisor  
Diane Burgis, District III Supervisor  
Karen Mitchoff, District IV Supervisor  
Federal D. Glover, District V Supervisor

I hereby certify that this is a true and correct copy of an action taken and entered on the minutes of the Board of Supervisors on the date shown.

ATTESTED: December 6, 2022

Monica Nino, County Administrator and Clerk of the Board of Supervisors

By: Laura Cassell, Deputy

Contact: Donn David, 925-655-0037

cc:



BACKGROUND: (CONT'D)

presence and location verification technologies and offers a complete suite of proprietary products and services. The vendor's solutions can be customized, and are based upon a full-featured, integrated platform that is scalable and highly flexible to meet the CCC Office of the Sheriff's unique needs now and in the future.

CONSEQUENCE OF NEGATIVE ACTION:

Negative action by the Board of Supervisors would result in no contract with this vendor and would reduce the Sheriff's Office options for alternatives to incarceration.



Contra  
Costa  
County

To: Board of Supervisors  
From: John Kopchik, Director, Conservation & Development Department  
Date: December 6, 2022

Subject: Weatherization Contract Amendment - McHale's Environmental Insulation, Inc (46296-01)

---

**RECOMMENDATION(S):**

APPROVE and AUTHORIZE the Conservation and Development Director, or designee, to execute a contract amendment with McHale's Environmental Insulation, Inc., to extend the term from December 31, 2022 through April 30, 2023 and increase the payment limit by \$50,000 to a new payment limit of \$230,000, to provide additional insulation services to low-income County residents through the Department's Weatherization Program.

**FISCAL IMPACT:**

The costs of the proposed amendment will be covered entirely by state and federal Weatherization Program Funds and will enable completion of a variety of weatherization projects throughout the county. There will be no impact on the County General Fund.

**BACKGROUND:**

The Department of Conservation and Development (DCD) has partnered with the Employment and Human Services Department (EHSD) for the past 20 years to provide energy-saving home improvements to low-income families throughout unincorporated Contra Costa County, as well as the county's 19 cities. This funding is provided by state and federal grant programs including, but not limited to, the Low-Income Home Energy Assistance Program (LIHEAP), the Energy Crisis Intervention Program (ECIP), and the Department of Energy (DOE).

With these grants, the Weatherization Program may provide homes with hot water heaters, furnaces, refrigerators, microwaves, doors, windows, LED (light emitting diode) light bulbs, LED night lights, Tier 2 Advanced power strips, occupancy sensors, weather-stripping, ceiling fans, and attic insulation.

Homes receive a blower door test (a diagnostic tool to locate and correct air infiltration), and homes with gas appliances receive a combustion appliance safety test that checks for carbon monoxide gas leakage. Homes with gas appliances are provided with a carbon monoxide alarm.

Many contracts with current Weatherization Program vendors providing services are expiring July 31, 2023.

---

APPROVE  OTHER  
 RECOMMENDATION OF CNTY ADMINISTRATOR  RECOMMENDATION OF BOARD COMMITTEE

---

Action of Board On: **12/06/2022**  APPROVED AS RECOMMENDED  OTHER

Clerks Notes:

**VOTE OF SUPERVISORS**

AYE: John Gioia, District I Supervisor  
John Gioia, District I Supervisor  
Candace Andersen, District II Supervisor  
Candace Andersen, District II Supervisor  
Diane Burgis, District III Supervisor  
Diane Burgis, District III Supervisor  
Karen Mitchoff, District IV Supervisor  
Karen Mitchoff, District IV Supervisor  
Federal D. Glover, District V Supervisor  
Federal D. Glover, District V Supervisor

I hereby certify that this is a true and correct copy of an action taken and entered on the minutes of the Board of Supervisors on the date shown.

ATTESTED: December 6, 2022

Monica Nino, County Administrator and Clerk of the Board of Supervisors

By: Laura Cassell, Deputy

Contact: Laura Glass, 925-655-3023

cc:

BACKGROUND: (CONT'D)

Under its grant funding contract, the Weatherization Program is required to meet minimum unit production goals (number of homes weatherized) by the end of its annual grant contract term. Failure to maintain the required production goals may result in the State reallocating our share of funding to other counties and could jeopardize our future funding. This contract amendment is necessary because we have need for additional services from McHales Environmental Insulation that will allow the Weatherization Program to have ready access to insulation services and other necessary supplies and equipment to weatherize homes and meet production goals.

CONSEQUENCE OF NEGATIVE ACTION:

A denial would prevent DCD Weatherization Program from replacing or repairing additional insulation for low-income County residents.

CHILDREN'S IMPACT STATEMENT:

Approval of this item will enable the Weatherization Program to purchase materials necessary to provide home energy efficiency improvements to low-income households, which reduces living expenses and improves comfort and quality of life for children residing in the households served. This supports outcomes Nos. 3 and 5 established in the Children's Report Card: (3) Families are economically self-sufficient; and (5) Families are safe, stable and nurturing.



Contra  
Costa  
County

To: Board of Supervisors  
From: Russell Watts, Treasurer-Tax Collector  
Date: December 6, 2022

Subject: 2022 ANNUAL REPORT OF THE TREASURY OVERSIGHT COMMITTEE

---

**RECOMMENDATION(S):**

Receive and accept the 2022 Annual Report of the Treasury Oversight Committee, as recommended by the Contra Costa County Treasurer-Tax Collector.

**FISCAL IMPACT:**

None.

**BACKGROUND:**

On January 7, 2020, the Board of Supervisors adopted Resolution No. 2020/1 which requires that each advisory board, commission, or committee report annually on its activities, accomplishments, membership attendance, required training/ certification, and proposed work plan or objectives for the following year. This Annual Report is due to the Board of Supervisors in December.

The attached report fulfills this requirement for the Treasury Oversight Committee.

**CONSEQUENCE OF NEGATIVE ACTION:**

The Treasury Oversight Committee would not be in compliance with Board Resolution 2020/1

---

APPROVE

OTHER

RECOMMENDATION OF CNTY ADMINISTRATOR

RECOMMENDATION OF BOARD COMMITTEE

---

Action of Board On: **12/06/2022**  APPROVED AS RECOMMENDED  OTHER

Clerks Notes:

**VOTE OF SUPERVISORS**

AYE: John Gioia, District I Supervisor  
Candace Andersen, District II Supervisor  
Diane Burgis, District III Supervisor  
Karen Mitchoff, District IV Supervisor  
Federal D. Glover, District V Supervisor

I hereby certify that this is a true and correct copy of an action taken and entered on the minutes of the Board of Supervisors on the date shown.

ATTESTED: December 6, 2022

Monica Nino, County Administrator and Clerk of the Board of Supervisors

By: Antonia Welty, Deputy

Contact: Ronda Boler, (925) 608-9506

cc:

ATTACHMENTS  
2022 TOC Annual  
Report\_Final



## ADVISORY BODY ANNUAL REPORT

Advisory Body Name: \_\_\_\_\_  
Advisory Body Meeting Time/Location: \_\_\_\_\_  
Chair (during the reporting period): \_\_\_\_\_  
Staff Person (during the reporting period): \_\_\_\_\_  
Reporting Period: \_\_\_\_\_

### I. Activities

(estimated response length: 1/2 page)

*Describe the activities for the past year including areas of study, work, special events, collaborations, etc.*

### II. Accomplishments

(estimated response length: 1/2 page)

*Describe the accomplishments for the past year, particularly in reference to your work plan and objectives.*

III. Attendance/Representation

(estimated response length: 1/4 page)

*Describe your membership in terms of seat vacancies, diversity, level of participation, and frequency of achieving a quorum at meetings.*

IV. Training/Certification

(estimated response length: 1/4 page)

*Describe any training that was provided or conducted, and any certifications received, either as a requirement or done on an elective basis by members. NOTE: Please forward copies of any training certifications to the Clerk of the Board.*

V. Proposed Work Plan/Objectives for Next Year

(estimated response length: 1/2 page)

*Describe the advisory body's workplan, including specific objectives to be achieved in the upcoming year.*





Contra  
Costa  
County

To: Board of Supervisors  
From: Russell Watts, Treasurer-Tax Collector  
Date: December 6, 2022

**Subject:** ADOPTION OF THE QUARTERLY INVESTMENT REPORT AS OF 09/30/2022

---

**RECOMMENDATION(S):**

ACCEPT the Treasurer's Quarterly Investment Report as of September 30, 2022, as recommended by the County Treasurer-Tax Collector.

**FISCAL IMPACT:**

None.

**BACKGROUND:**

Government Code Section 53646 requires the County Treasurer to prepare quarterly reports to the Board of Supervisors describing County investments including type, par value, cost, and market value. Attached please find the report covering the period July 1, 2022 through September 30, 2022.

As of September 30, 2022, the par value, cost, and market value of Contra Costa County Investment Pool were \$4,555,524,748.52, \$4,542,945,409.10, and \$4,445,037,073.71 respectively. The weighted yield to maturity was 2.29% and the weighted average days to maturity were 306 days.

As of September 30, 2022, the Treasurer's investment portfolio was in compliance with Government Code 53600 et. seq. and with the Treasurer's current investment policy. Historical activities combined with future cash flow projections indicate that the

APPROVE

OTHER

RECOMMENDATION OF CNTY ADMINISTRATOR

RECOMMENDATION OF BOARD COMMITTEE

---

Action of Board On: **12/06/2022**  APPROVED AS RECOMMENDED  OTHER

Clerks Notes:

**VOTE OF SUPERVISORS**

AYE: John Gioia, District I Supervisor  
Candace Andersen, District II Supervisor  
Diane Burgis, District III Supervisor  
Karen Mitchoff, District IV Supervisor  
Federal D. Glover, District V Supervisor

I hereby certify that this is a true and correct copy of an action taken and entered on the minutes of the Board of Supervisors on the date shown.

ATTESTED: December 6, 2022

Monica Nino, County Administrator and Clerk of the Board of Supervisors

By: Antonia Welty, Deputy

Contact: Ronda Boler, (925) 608-9506


cc:

BACKGROUND: (CONT'D)

County should be able to meet its obligations for the next six months.

ATTACHMENTS

Q3\_2022 TOC Report\_Final



CONTRA COSTA COUNTY  
TREASURER'S QUARTERLY INVESTMENT REPORT  
AS OF SEPTEMBER 30, 2022

## TABLE OF CONTENTS

	<u>Page</u>
<b>I. Executive Summary</b>	1
<b>II. Contra Costa County Investment Pool Summary</b>	2
<b>III. Appendix</b>	
A. Investment Portfolio Detail—Managed by Treasurer’s Office	
1. Portfolio Statement	6
B. Investment Portfolio Detail – Managed by Outside Contracted Parties	
1. PFM	16
2. State of California Local Agency Investment Fund	23
3. Allspring Global Investments	24
4. CAMP	49
5. CalTRUST Liquidity*	
6. US Bank	55
7. Other	
a. East Bay Regional Communications System Authority (EBRCS)	59

\*No Treasury Pool assets were invested in the CalTRUST Liquidity fund during the quarter.

## EXECUTIVE SUMMARY

- The Treasurer's investment portfolio is in compliance with Government Code 53600 et. seq..
- The Treasurer's investment portfolio is in compliance with the Treasurer's current investment policy.
- The Treasurer's investment portfolio has no securities lending, reverse repurchase agreements or derivatives.
- As of 9/30/22, the fair value of the Treasurer's investment portfolio was 97.84% of the cost. More than 75 percent of the portfolio or over \$3.4 billion will mature in less than a year. Historical activities combined with future cash flow projections indicate that the County should be able to meet its cash flow needs for the next six months.
- Treasurer's Investment Portfolio Characteristics

Par	\$4,555,524,748.52
Cost	\$4,542,945,409.10
Market Value	\$4,445,037,073.71
Weighted Yield to Maturity	2.29%
Weighted Average Days to Maturity	306 days
Weighted Duration	0.76 year

Notes:

1. All reporting information is unaudited but due diligence was utilized in its preparation. The information in this report may be updated and is subject to change without notice. Changes will be reflected in the next report.
2. There may be minor differences between the investment pool summary pages and the attached statements and exhibits from time to time. The variances are largely due to rounding errors, the timing difference in recording and/or posting transactions, interests, security values, etc.
3. All securities and amounts reported are denominated in U.S. Dollars.

**CONTRA COSTA COUNTY INVESTMENT POOL**  
**September 30, 2022**

<u>TYPE</u>	<u>PAR VALUE</u>	<u>COST</u>	<u>FAIR VALUE</u>	<u>PERCENT OF TOTAL COST</u>
<b>A. Investments Managed by Treasurer's Office</b>				
1. U.S. Treasuries (STRIPS, Bills, Notes)	\$137,110,000.00	\$136,787,062.18	\$136,457,646.09	3.01%
2. U.S. Agencies				
Federal Home Loan Banks	580,200,000.00	576,951,525.79	558,552,321.24	12.70%
Federal National Mortgage Association	141,000,000.00	140,930,079.85	129,552,806.01	3.10%
Federal Farm Credit Banks	227,856,000.00	227,712,877.51	212,158,087.90	5.01%
Federal Home Loan Mortgage Corporation	170,000,000.00	169,984,618.81	159,463,769.30	3.74%
Subtotal	1,119,056,000.00	1,115,579,101.96	1,059,726,984.45	24.56%
3. Supranationals - International Government	446,120,000.00	444,074,524.99	427,808,005.61	9.78%
4. Money Market Instruments				
Commercial Paper	1,305,252,000.00	1,299,148,914.27	1,297,979,774.82	28.60%
Negotiable Certificates of Deposit	780,000,000.00	779,998,501.82	778,245,107.22	17.17%
Time Deposit	3,404.12	3,404.12	3,404.12	0.00%
Subtotal	2,085,255,404.12	2,079,150,820.21	2,076,228,286.16	45.77%
5. Corporate Notes	159,445,000.00	158,913,365.44	144,768,009.98	3.50%
<b>TOTAL (Section A.)<sup>1</sup></b>	<b>3,946,986,404.12</b>	<b>3,934,504,874.78</b>	<b>3,844,988,932.29</b>	<b>86.61%</b>
<b>B. Investments Managed by Outside Contractors</b>				
1. PFM	75,862,003.27	75,778,887.09	72,264,776.54	1.67%
2. Local Agency Investment Fund (LAIF)	232,010,259.99	232,010,259.99	227,546,605.78 <sup>2</sup>	5.11%
3. Allspring Global Investments <sup>5</sup>	44,101,418.77	44,086,724.87	43,672,096.73 <sup>3</sup>	0.97%
4. CAMP	183,680,466.27	183,680,466.27	183,680,466.27	4.04%
5. CalTRUST (Liquidity Fund)	-	-	-	0.00%
6. US Bank (Federated Tax Free Cash Fund)	5,845,094.94	5,845,094.94	5,845,094.94	0.13%
7. Other				
a. EBRCS Bond	1,059,410.99	1,059,410.99	1,059,410.99	0.02%
<b>TOTAL (Section B.)</b>	<b>542,558,654.23</b>	<b>542,460,844.15</b>	<b>534,068,451.25</b>	<b>11.94%</b>
<b>C. Cash</b>	<b>65,979,690.17</b>	<b>65,979,690.17</b>	<b>65,979,690.17</b>	<b>1.45%</b>
<b><sup>4</sup>GRAND TOTAL (FOR A , B, &amp; C)</b>	<b>\$4,555,524,748.52</b>	<b>\$4,542,945,409.10</b>	<b>\$4,445,037,073.71</b>	<b>100.00%</b>

## Notes:

1. Excludes funds managed by PFM retained by Contra Costa School Insurance Group and Community College District
2. Estimated Fair Value
3. Base Market Value plus Accrued Interest
4. Does not include the Futuris Public Entity Trust of the Contra Costa Community College District Retirement Board of Authority
5. After completion of acquisition, WFAM changed the name to Allspring Global Investments in November 2021.

## CONTRA COSTA COUNTY INVESTMENT POOL

September 30, 2022

### CONTRA COSTA COUNTY INVESTMENT POOL - EARNING STATISTICS

	Fiscal Year To Date	Quarter To Date
Average Daily Balance (\$)	4,610,617,252.44	4,610,617,252.44
Net Earnings (\$)	20,320,068.34	20,320,068.34
Earned Income Yield	1.72%	1.72%

### CONTRA COSTA COUNTY INVESTMENT POOL - PORTFOLIO STATISTICS

Investment Type	Par Value (\$)	Fair Value (\$)	YTM  (%)	WAM  (days)	Percentage of Portfolio
U.S. Treasury	137,110,000.00	136,457,646.09	1.14	65	3.07%
Agencies	1,119,056,000.00	1,059,726,984.45	2.00	686	23.84%
Commercial Paper	1,305,252,000.00	1,297,979,774.82	2.73	56	29.20%
NCD/YCD	780,000,000.00	778,245,107.22	2.81	104	17.51%
Corporate Notes	159,445,000.00	144,768,009.98	1.49	1056	3.26%
Time Deposit	3,404.12	3,404.12	0.08	601	0.00%
Supranationals	446,120,000.00	427,808,005.61	2.07	508	9.62%
PFM	75,862,003.27	72,264,776.54	1.38	736	1.63%
LAIF	232,010,259.99	227,546,605.78	1.29	1	5.12%
CAMP	183,680,466.27	183,680,466.27	2.61	0	4.13%
CalTRUST (Liquidity)	-	-	0.00	0	0.00%
Allspring Global Investments	44,101,418.77	43,672,096.73	3.93	290	0.98%
US Bank (Federated Tax Free)	5,845,094.94	5,845,094.94	2.39	0	0.13%
Misc. <sup>1</sup>	1,059,410.99	1,059,410.99	N/A	N/A	0.02%
Cash	65,979,690.17	65,979,690.17	0.93	0	1.48%
<b>Total Fund<sup>3</sup></b>	<b><u>4,555,524,748.52</u></b>	<b><u>4,445,037,073.71</u></b>	<b><u>2.29</u></b>	<b><u>306</u></b>	<b><u>100.00%</u></b>

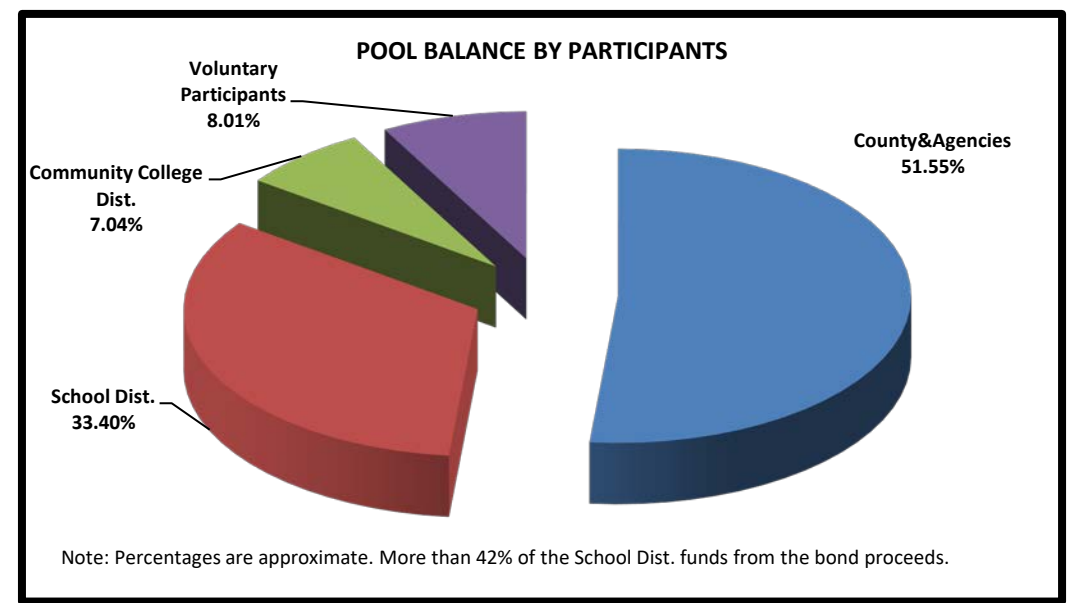
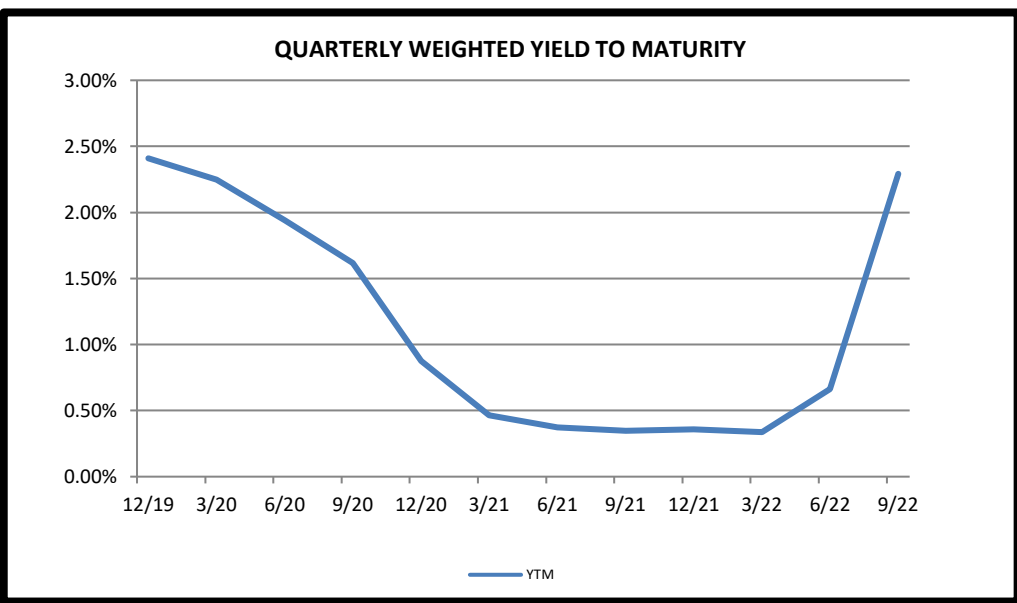
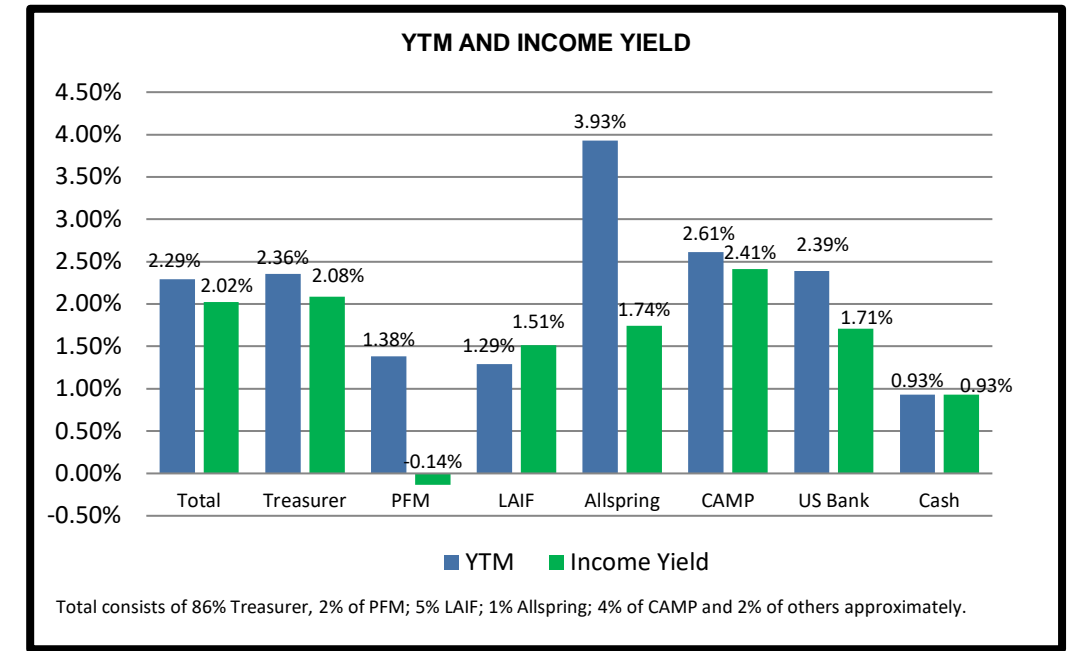
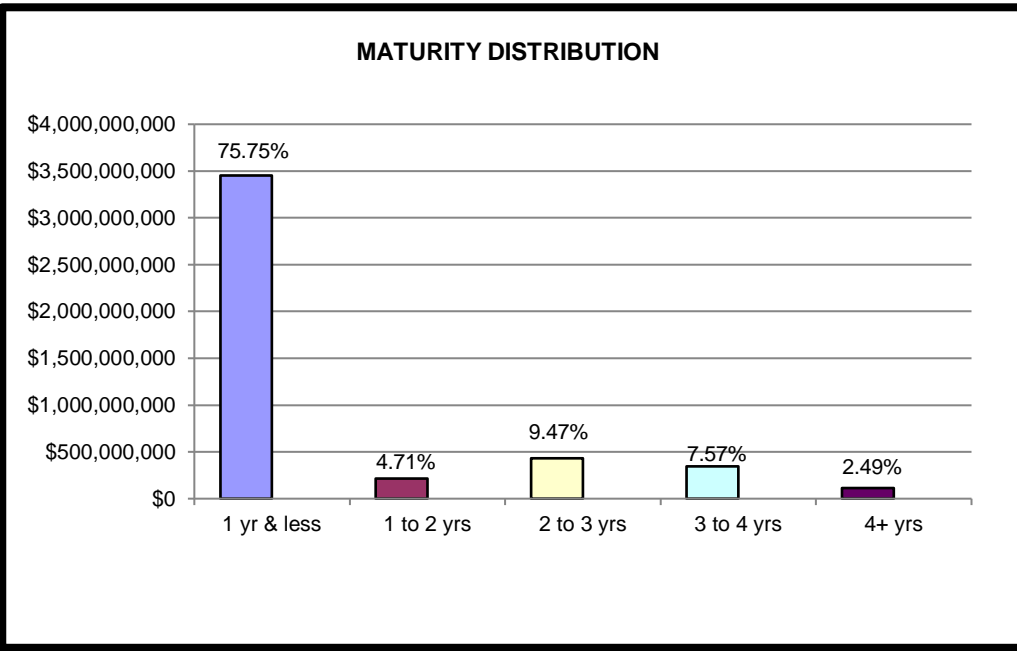
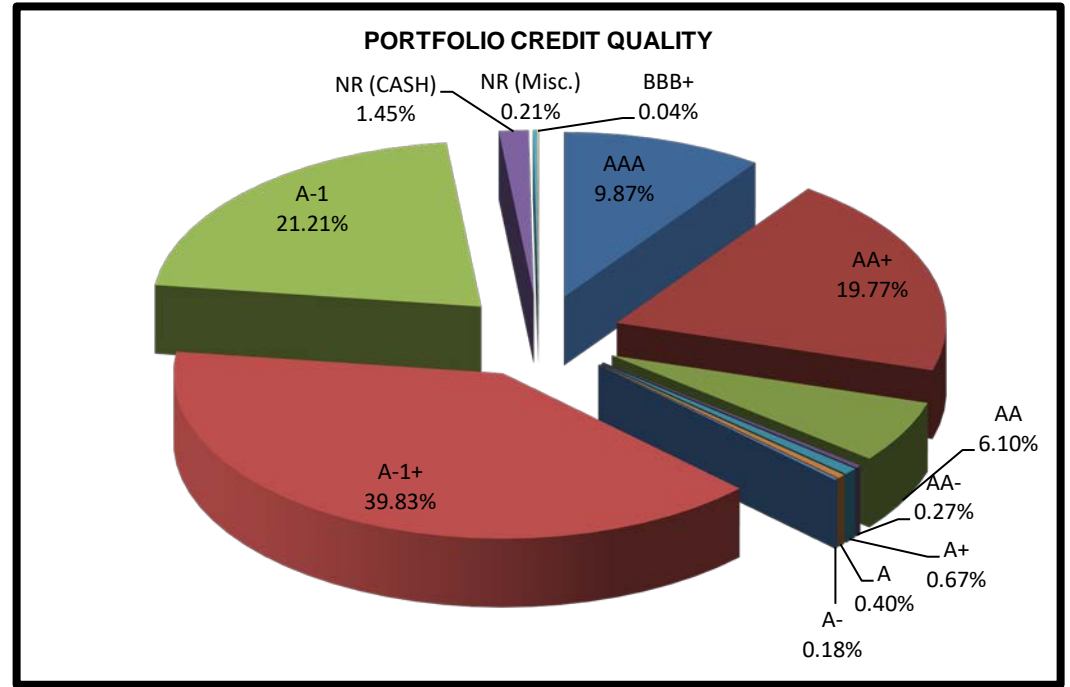
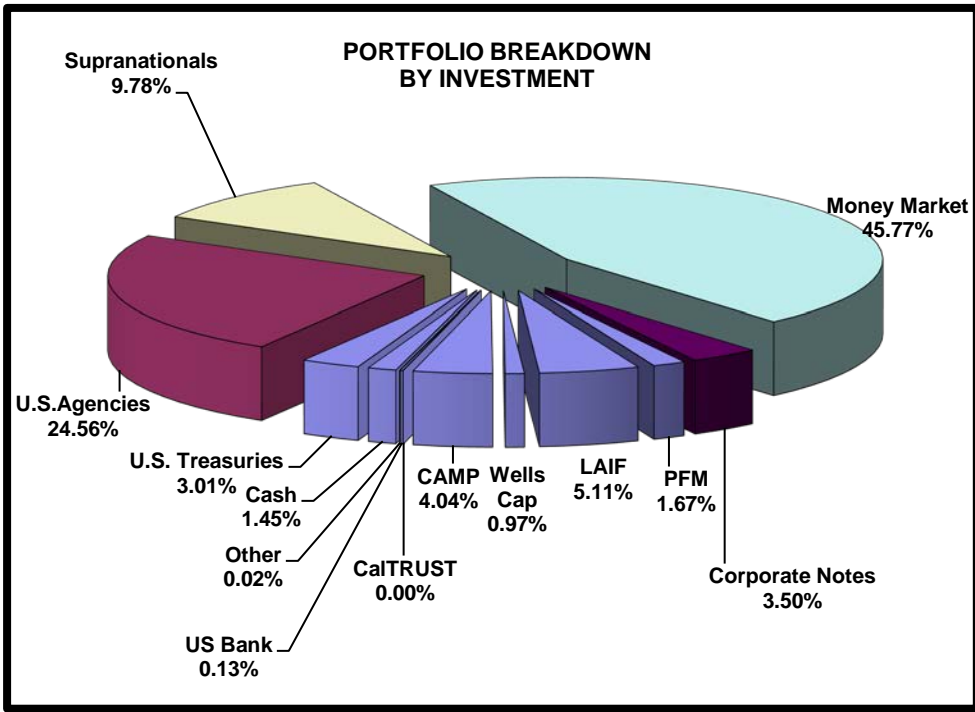
1. East Bay Regional Communications System Authority.

2. Average Earning Allowance of WFB for this quarter.

3. Excludes the Futuris Public Entity Trust of the CCCCD Retirement Board of Authority.



## CONTRA COSTA COUNTY INVESTMENT POOL AT A GLANCE *September 30, 2022*

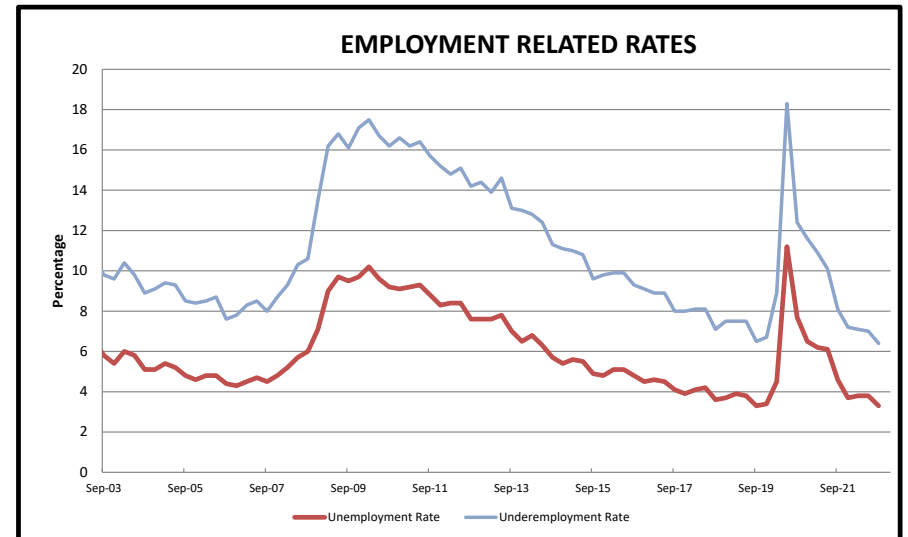
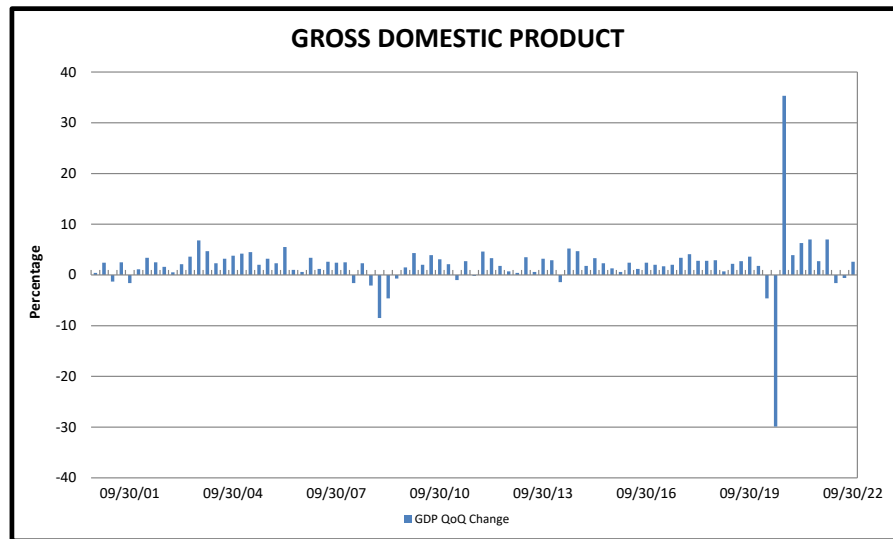
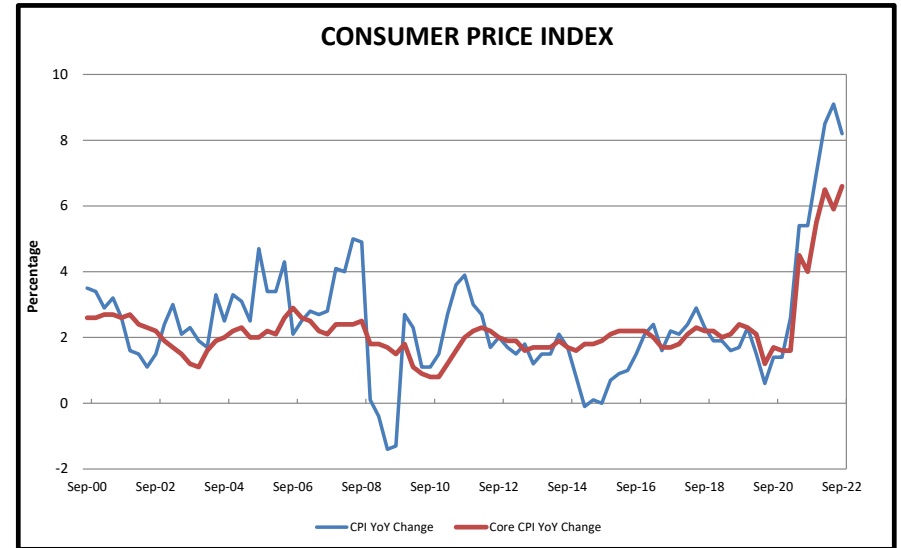
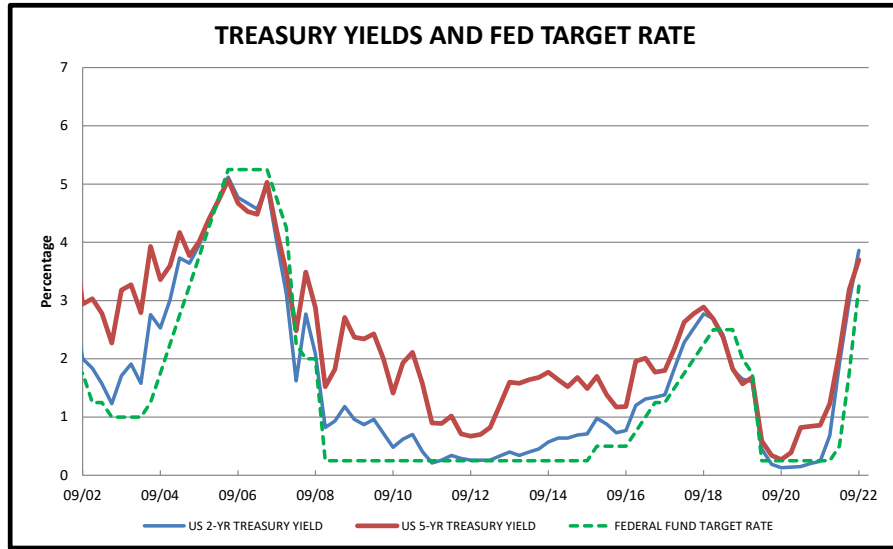


**NOTES TO INVESTMENT PORTFOLIO SUMMARY AND AT A GLANCE AS OF SEPTEMBER 30, 2022**

- All report information is unaudited but due diligence was utilized in its preparation. The information in the entire report may be updated and is subject to change without notice. Changes will be reflected in the next report.
- There may be slight differences between the portfolio summary/at a glance pages and the attached statements/exhibits from time to time. The variances are largely due to the timing difference in recording and/or posting transactions, interest rates, security values, etc.
- All securities and amounts included in the portfolio are denominated in United States Dollars.
- The Contra Costa County investment portfolio maintains Standard & Poor's highest credit quality rating of AA+ and lowest volatility of S1+. The portfolio consists of a large portion of short-term investments with credit rating of A-1/P-1 or better. The majority of the long-term investments in the portfolio are rated AA or better.
- In accordance with Contra Costa County's Investment Policy, the Treasurer's Office has constructed a portfolio that safeguards the principal, meets the liquidity needs and achieves a return. As a result, more than 75% of the portfolio will mature in less than a year with a weighted average maturity of 306 days.

### MAJOR MARKET AND ECONOMIC DATA

AS OF SEPTEMBER 30, 2022



Note:  
All data provided by Bloomberg.

# SECTION III

## APPENDIX

### A. INVESTMENT PORTFOLIO DETAIL - MANAGED BY TREASURER'S OFFICE

Notes:

1. Statements are generated by the SymPro Treasury Management Software system beginning first quarter of calendar year 2022.
2. Market pricing data are obtained from Interactive Data Corporation/ICE.

**Investment Portfolio -Treasury  
Portfolio Management  
Portfolio Details - Investments  
September 30, 2022**

CUSIP	Investment #	Issuer	Average Balance	Purchase Date	Par Value	Market Value	Book Value	Stated Rate	S&P	YTM 365	Days to Maturity	Maturity Date
<b>Time Deposits</b>												
121101042B	86232	WESTAMERICA BANK - TIME DEP		05/24/2021	3,404.12	3,404.12	3,404.12	0.080	N/A	0.081	601	05/24/2024
<b>Subtotal and Average</b>			<b>3,404.12</b>		<b>3,404.12</b>	<b>3,404.12</b>	<b>3,404.12</b>			<b>0.081</b>	<b>601</b>	
<b>Negotiable CDs</b>												
87019WBY0	90190	SWEDBANK NY - YCD		05/26/2022	30,000,000.00	29,986,860.00	30,000,000.00	1.660	A-1	1.683	10	10/11/2022
22536AUX0	90236	CREDIT AG NY - YCD		07/07/2022	35,000,000.00	34,988,905.00	35,000,000.00	2.440	A-1	2.474	16	10/17/2022
22536AUW2	90237	CREDIT AG NY - YCD		07/07/2022	35,000,000.00	34,987,575.00	35,000,000.00	2.440	A-1	2.474	18	10/19/2022
22552GCA6	90259	CREDIT SUISSE NY - YCD		07/25/2022	30,000,000.00	29,994,630.00	30,000,000.00	2.840	A-1	2.879	23	10/24/2022
87019WBZ7	90192	SWEDBANK NY - YCD		05/27/2022	30,000,000.00	30,000,000.00	30,000,000.00	1.850	A-1	1.876	26	10/27/2022
89114WZ24	90212	TORONTO DOM NY - YCD		06/15/2022	30,000,000.00	29,969,880.00	30,000,000.00	2.050	A-1+	2.078	31	11/01/2022
65558UJ23	90243	NORDEA BK NY - YCD		07/14/2022	30,000,000.00	29,987,820.00	30,000,000.00	2.780	A-1+	2.819	39	11/09/2022
65558UUY6	90244	NORDEA BK NY - YCD		07/14/2022	30,000,000.00	29,986,380.00	30,000,000.00	2.800	A-1+	2.839	44	11/14/2022
78012U5B7	90128	RBC NY - YCD		04/12/2022	35,000,000.00	34,930,210.00	35,000,000.00	1.680	A-1+	1.703	44	11/14/2022
78012UY90	90254	RBC NY - YCD		07/21/2022	5,000,000.00	4,995,417.22	4,998,501.82	0.400	A-1+	2.890	45	11/15/2022
65558UJ9	90206	NORDEA BK NY - YCD		06/09/2022	50,000,000.00	49,911,350.00	50,000,000.00	2.130	A-1+	2.160	58	11/28/2022
87019WCH6	90209	SWEDBANK NY - YCD		06/13/2022	30,000,000.00	29,947,140.00	30,000,000.00	2.250	A-1	2.281	59	11/29/2022
65558UUM2	90213	NORDEA BK NY - YCD		06/15/2022	30,000,000.00	29,961,870.00	30,000,000.00	2.500	A-1+	2.535	61	12/01/2022
65558UUB6	90203	NORDEA BK NY - YCD		06/06/2022	50,000,000.00	49,856,450.00	50,000,000.00	2.200	A-1+	2.231	83	12/23/2022
22536AN91	90331	CREDIT AG NY - YCD		09/26/2022	35,000,000.00	34,999,440.00	35,000,000.00	3.630	A-1	3.680	87	12/27/2022
89115BDS6	90268	TORONTO DOM NY - YCD		08/01/2022	35,000,000.00	34,951,630.00	35,000,000.00	2.960	A-1+	3.001	89	12/29/2022
78012U7L3	90228	RBC NY - YCD		06/29/2022	35,000,000.00	34,911,450.00	35,000,000.00	3.120	A-1+	3.163	121	01/30/2023
78012U5A9	90131	RBC NY - YCD		04/12/2022	35,000,000.00	34,747,055.00	35,000,000.00	2.050	A-1+	2.078	135	02/13/2023
21684XXZ4	90208	COOP RABOBANK NY - YCD		06/10/2022	30,000,000.00	29,835,870.00	30,000,000.00	2.740	A-1	2.778	160	03/10/2023
89115BX62	90342	TORONTO DOM NY - YCD		09/29/2022	35,000,000.00	35,000,000.00	35,000,000.00	4.290	A-1+	4.350	177	03/27/2023
78012U6Z3	90218	RBC NY - YCD		06/22/2022	35,000,000.00	34,791,785.00	35,000,000.00	3.710	A-1+	3.762	251	06/09/2023
78015JAJ6	90271	RBC NY - YCD		08/08/2022	30,000,000.00	29,859,510.00	30,000,000.00	4.020	A-1+	4.076	275	07/03/2023
78015J5N3	90249	RBC NY - YCD		07/19/2022	25,000,000.00	24,838,025.00	25,000,000.00	3.900	A-1+	3.954	291	07/19/2023
78015JDA2	90320	RBC NY - YCD		09/09/2022	35,000,000.00	34,805,855.00	35,000,000.00	4.210	A-1+	4.268	342	09/08/2023
<b>Subtotal and Average</b>			<b>708,826,930.80</b>		<b>780,000,000.00</b>	<b>778,245,107.22</b>	<b>779,998,501.82</b>			<b>2.810</b>	<b>104</b>	
<b>Corporate Notes</b>												
89236TJH9	86258	TOYOTA MCC - CORP		06/18/2021	10,000,000.00	9,323,000.00	9,988,745.46	0.500	A+	0.566	626	06/18/2024
06406RAL1	85315	BANK OF NY MELLON - CORP		10/24/2019	5,500,000.00	5,212,762.34	5,499,364.32	2.100	A	2.106	754	10/24/2024
06406RAL1	85316	BANK OF NY MELLON - CORP		10/24/2019	4,500,000.00	4,264,987.37	4,499,479.90	2.100	A	2.106	754	10/24/2024
40139LAG8	86549	GUARDIAN LIFE GLOB FUND - CORP		12/02/2021	10,000,000.00	8,983,390.80	9,962,743.79	1.100	AA+	1.240	996	06/23/2025
931142EW9	90341	WALMART INC - CORP		09/29/2022	11,000,000.00	10,827,422.06	10,809,518.46	3.900	AA	4.616	1,074	09/09/2025

Data Updated: SET\_001: 10/12/2022 13:17

Run Date: 10/12/2022 - 13:17

Portfolio CCIP

AC

PM (PRF\_PM2) 7.3.11

Report Ver. 7.3.11

**Investment Portfolio -Treasury  
Portfolio Management  
Portfolio Details - Investments  
September 30, 2022**

CUSIP	Investment #	Issuer	Average Balance	Purchase Date	Par Value	Market Value	Book Value	Stated Rate	S&P	YTM	Days to Maturity	Maturity Date
<b>Corporate Notes</b>												
64952WDW0	86281	NEW YORK LIFE - CORP		07/01/2021	10,000,000.00	8,793,003.50	9,926,670.26	0.850	AA+	1.079	1,202	01/15/2026
64952WED1	86244	NEW YORK LIFE - CORP		06/09/2021	10,000,000.00	8,734,022.30	9,996,384.89	1.150	AA+	1.160	1,347	06/09/2026
59217GER6	86587	MET LIFE GLOB FUND - CORP		01/14/2022	10,000,000.00	8,749,800.00	9,984,060.10	1.875	AA-	1.941	1,563	01/11/2027
<b>Subtotal and Average</b>			<b>60,576,151.78</b>		<b>71,000,000.00</b>	<b>64,888,388.37</b>	<b>70,666,967.18</b>			<b>1.849</b>	<b>1,080</b>	
<b>Commercial Paper Disc. -Amortizing</b>												
62479MK36	90173	MUFG BK LTD - CP		05/17/2022	30,000,000.00	29,992,530.00	29,997,250.00	1.650	A-1	1.684	2	10/03/2022
87019SK52	90233	SWEDBANK - CP		07/05/2022	35,000,000.00	34,985,230.00	34,990,938.89	2.330	A-1	2.377	4	10/05/2022
22533UK77	90232	CREDIT AG - CP		07/01/2022	30,000,000.00	29,982,150.00	29,988,700.00	2.260	A-1	2.306	6	10/07/2022
89116FK74	90171	TORONTO DOM - CP		05/13/2022	35,000,000.00	34,979,175.00	34,989,675.00	1.770	A-1+	1.805	6	10/07/2022
89116FKB5	90172	TORONTO DOM - CP		05/13/2022	30,000,000.00	29,971,800.00	29,985,250.00	1.770	A-1+	1.805	10	10/11/2022
83369CKC7	90240	SOCIETE GENERALE - CP		07/11/2022	30,000,000.00	29,969,160.00	29,978,458.33	2.350	A-1	2.397	11	10/12/2022
87019SKD5	90245	SWEDBANK - CP		07/14/2022	30,000,000.00	29,966,790.00	29,973,350.00	2.665	A-1	2.720	12	10/13/2022
87019SKE3	90246	SWEDBANK - CP		07/15/2022	30,000,000.00	29,964,210.00	29,971,454.17	2.635	A-1	2.690	13	10/14/2022
59157UKJ8	90239	METLIFE ST FDG - CP		07/11/2022	30,000,000.00	29,953,890.00	29,966,708.33	2.350	A-1+	2.398	17	10/18/2022
83369CKR4	90174	SOCIETE GENERALE - CP		05/17/2022	30,000,000.00	29,934,450.00	29,963,800.00	1.810	A-1	1.850	24	10/25/2022
89233HKS2	90185	TOYOTA MCC - CP		05/23/2022	30,000,000.00	29,932,830.00	29,960,833.33	1.880	A-1+	1.922	25	10/26/2022
22533UKT9	90196	CREDIT AG - CP		06/01/2022	35,000,000.00	34,918,975.00	34,955,005.54	1.780	A-1	1.818	26	10/27/2022
50000EKU7	90308	KOCH INDUSTRIES - CP		08/26/2022	35,000,000.00	34,915,825.00	34,930,437.50	2.650	A-1+	2.699	27	10/28/2022
62479MKX0	90194	MUFG BK LTD - CP		05/31/2022	30,000,000.00	29,920,260.00	29,953,750.00	1.850	A-1	1.891	30	10/31/2022
22533UL27	90197	CREDIT AG - CP		06/03/2022	20,000,000.00	19,943,020.00	19,966,400.00	1.890	A-1	1.932	32	11/02/2022
89233HL77	90234	TOYOTA MCC - CP		07/06/2022	35,000,000.00	34,883,030.00	34,909,709.72	2.510	A-1+	2.567	37	11/07/2022
83369CLA0	90204	SOCIETE GENERALE - CP		06/08/2022	35,000,000.00	34,872,460.00	34,922,611.11	1.990	A-1	2.035	40	11/10/2022
59157ULJ7	90238	METLIFE ST FDG - CP		07/08/2022	35,000,000.00	34,847,505.00	34,879,600.00	2.580	A-1+	2.641	48	11/18/2022
65558KLJ1	90247	NORDEA BK - CP		07/18/2022	35,000,000.00	34,849,920.00	34,872,133.33	2.740	A-1+	2.804	48	11/18/2022
59157ULP3	90198	METLIFE ST FDG - CP		06/03/2022	15,252,000.00	15,178,149.82	15,211,582.20	1.800	A-1+	1.841	53	11/23/2022
62479MLP6	90202	MUFG BK LTD - CP		06/06/2022	35,000,000.00	34,830,740.00	34,898,490.25	1.970	A-1	2.016	53	11/23/2022
89233HLR3	90235	TOYOTA MCC - CP		07/06/2022	35,000,000.00	34,820,765.00	34,859,902.78	2.620	A-1+	2.684	55	11/25/2022
22533ULW1	90313	CREDIT AG - CP		08/31/2022	35,000,000.00	34,805,330.00	34,824,416.67	3.010	A-1	3.075	60	11/30/2022
89233HM27	90217	TOYOTA MCC - CP		06/21/2022	30,000,000.00	29,823,960.00	29,864,116.67	2.630	A-1+	2.699	62	12/02/2022
22533UM67	90310	CREDIT AG - CP		08/29/2022	35,000,000.00	34,781,390.00	34,807,500.00	3.000	A-1	3.067	66	12/06/2022
62479MM75	90211	MUFG BK LTD - CP		06/15/2022	40,000,000.00	39,745,600.00	39,806,444.43	2.600	A-1	2.670	67	12/07/2022
22533UM91	90214	CREDIT AG - CP		06/16/2022	30,000,000.00	29,802,060.00	29,841,875.05	2.750	A-1	2.826	69	12/09/2022
89233HMC5	90262	TOYOTA MCC - CP		07/26/2022	40,000,000.00	39,719,080.00	39,764,000.00	2.950	A-1+	3.025	72	12/12/2022
22533UMG5	90301	CREDIT AG - CP		08/17/2022	35,000,000.00	34,739,460.00	34,778,333.41	3.000	A-1	3.073	76	12/16/2022
22533UMM2	90328	CREDIT AG - CP		09/22/2022	25,000,000.00	24,798,350.00	24,796,375.00	3.620	A-1	3.704	81	12/21/2022

**Investment Portfolio -Treasury  
Portfolio Management  
Portfolio Details - Investments  
September 30, 2022**

CUSIP	Investment #	Issuer	Average Balance	Purchase Date	Par Value	Market Value	Book Value	Stated Rate	S&P	YTM	Days to Maturity	Maturity Date
<b>Commercial Paper Disc. -Amortizing</b>												
62479MMT7	90264	MUFG BK LTD - CP		07/27/2022	35,000,000.00	34,689,165.00	34,733,562.50	3.150	A-1	3.237	87	12/27/2022
62479MMT7	90330	MUFG BK LTD - CP		09/26/2022	35,000,000.00	34,689,165.00	34,691,270.84	3.650	A-1	3.736	87	12/27/2022
62479MMU4	90263	MUFG BK LTD - CP		07/27/2022	35,000,000.00	34,684,405.00	34,729,644.40	3.160	A-1	3.248	88	12/28/2022
89233HN42	90314	TOYOTA MCC - CP		09/01/2022	35,000,000.00	34,656,055.00	34,696,131.94	3.290	A-1+	3.374	95	01/04/2023
78009BN99	90207	RBC - CP		06/09/2022	35,000,000.00	34,625,780.00	34,765,694.44	2.410	A-1+	2.479	100	01/09/2023
59157UNA4	90304	METLIFE ST FDG - CP		08/23/2022	35,000,000.00	34,637,715.00	34,691,669.44	3.140	A-1+	3.223	101	01/10/2023
89233HNT7	90336	TOYOTA MCC - CP		09/27/2022	35,000,000.00	34,557,915.00	34,565,202.78	3.790	A-1+	3.893	118	01/27/2023
62479MNX7	90338	MUFG BK LTD - CP		09/28/2022	35,000,000.00	34,531,945.00	34,545,719.44	3.830	A-1	3.936	122	01/31/2023
89116FNX4	90337	TORONTO DOM - CP		09/28/2022	35,000,000.00	34,551,440.00	34,573,000.00	3.600	A-1+	3.701	122	01/31/2023
59157UP20	90345	METLIFE ST FDG - CP		09/30/2022	35,000,000.00	34,528,095.00	34,547,916.78	3.750	A-1+	3.852	124	02/02/2023
<b>Subtotal and Average</b>			<b>1,271,950,187.83</b>		<b>1,305,252,000.00</b>	<b>1,297,979,774.82</b>	<b>1,299,148,914.27</b>			<b>2.725</b>	<b>56</b>	
<b>Federal Agency Coupon Securities</b>												
3130A3KM5	84835	FHLB - AGENCY		01/16/2019	2,000,000.00	1,996,150.50	1,999,572.13	2.500	AA+	2.620	69	12/09/2022
3135G0T94	84892	FNMA - AGENCY		02/28/2019	6,000,000.00	5,976,735.06	5,997,124.47	2.375	AA+	2.543	110	01/19/2023
3135G0T94	84909	FNMA - AGENCY		03/08/2019	5,000,000.00	4,980,612.55	4,998,640.10	2.375	AA+	2.470	110	01/19/2023
3133EKKT2	85078	FFCB - AGENCY		05/30/2019	2,900,000.00	2,887,564.10	2,901,470.15	2.250	AA+	2.100	130	02/08/2023
3133ELA87	85648	FFCB - AGENCY		05/28/2020	20,000,000.00	19,526,082.20	19,991,310.61	0.250	AA+	0.318	233	05/22/2023
3133ENXP0	90189	FFCB - AGENCY		05/25/2022	10,000,000.00	9,869,001.70	9,997,725.00	2.100	AA+	2.136	236	05/25/2023
3137EAES4	85688	FHLMC - AGENCY		06/26/2020	20,000,000.00	19,440,992.20	19,985,670.37	0.250	AA+	0.348	268	06/26/2023
3133EKPG5	85102	FFCB - AGENCY		06/14/2019	4,956,000.00	4,853,894.60	4,965,000.24	2.125	AA+	1.921	339	09/05/2023
3137EAEW5	85769	FHLMC - AGENCY		09/04/2020	10,000,000.00	9,623,758.00	9,998,974.08	0.250	AA+	0.261	342	09/08/2023
3133ENYX2	90215	FFCB - AGENCY		06/17/2022	10,000,000.00	9,824,572.10	9,962,270.00	3.250	AA+	3.480	625	06/17/2024
3133ENYX2	90216	FFCB - AGENCY		06/17/2022	10,000,000.00	9,824,572.10	9,996,218.44	3.250	AA+	3.273	625	06/17/2024
3135G0W66	85280	FNMA - AGENCY		10/18/2019	20,000,000.00	18,982,444.40	19,986,030.72	1.625	AA+	1.661	745	10/15/2024
3135G0W66	85281	FNMA - AGENCY		10/18/2019	10,000,000.00	9,491,222.20	9,993,015.36	1.625	AA+	1.661	745	10/15/2024
3130AQF40	86558	FHLB - AGENCY		12/22/2021	10,000,000.00	9,297,596.70	9,994,114.97	1.000	AA+	1.027	811	12/20/2024
3133ENLU2	86598	FFCB - AGENCY		01/21/2022	10,000,000.00	9,346,424.10	9,988,779.63	1.320	AA+	1.370	843	01/21/2025
3133ENPG9	90013	FFCB - AGENCY		02/15/2022	10,000,000.00	9,425,566.90	9,983,928.18	1.750	AA+	1.820	867	02/14/2025
3133ENVC1	90138	FFCB - AGENCY		04/25/2022	10,000,000.00	9,642,804.60	10,000,000.00	2.750	AA+	2.750	937	04/25/2025
3135G04Z3	85679	FNMA - AGENCY		06/19/2020	20,000,000.00	18,078,860.20	19,977,527.03	0.500	AA+	0.542	990	06/17/2025
3130AN4A5	86282	FHLB - AGENCY		07/06/2021	10,000,000.00	9,045,913.60	9,998,648.23	0.700	AA+	0.705	1,003	06/30/2025
3133ENP95	90344	FFCB - AGENCY		09/30/2022	10,000,000.00	9,973,599.70	9,937,557.87	4.250	AA+	4.475	1,095	09/30/2025
3135G06G3	85911	FNMA - AGENCY		11/12/2020	10,000,000.00	8,906,895.40	9,977,742.17	0.500	AA+	0.573	1,133	11/07/2025
<b>Subtotal and Average</b>			<b>211,854,111.60</b>		<b>220,856,000.00</b>	<b>210,995,262.91</b>	<b>220,631,319.75</b>			<b>1.544</b>	<b>637</b>	

**Investment Portfolio -Treasury  
Portfolio Management  
Portfolio Details - Investments  
September 30, 2022**

CUSIP	Investment #	Issuer	Average Balance	Purchase Date	Par Value	Market Value	Book Value	Stated Rate	S&P	YTM	Days to Maturity	Maturity Date
<b>Federal Agency Disc. -Amortizing</b>												
313385N85	90323	FHLB - AGENCY		09/19/2022	3,500,000.00	3,488,382.31	3,488,061.11	3.070	A-1+	3.170	40	11/10/2022
313385N85	90324	FHLB - AGENCY		09/19/2022	2,200,000.00	2,192,697.45	2,192,495.55	3.070	A-1+	3.170	40	11/10/2022
313385N85	90325	FHLB - AGENCY		09/19/2022	13,000,000.00	12,956,848.58	12,955,655.56	3.070	A-1+	3.170	40	11/10/2022
313385P42	90296	FHLB - AGENCY		08/16/2022	6,000,000.00	5,977,991.40	5,981,226.67	2.560	A-1+	2.649	44	11/14/2022
313385P42	90297	FHLB - AGENCY		08/16/2022	2,400,000.00	2,391,196.56	2,392,490.67	2.560	A-1+	2.649	44	11/14/2022
313385P42	90298	FHLB - AGENCY		08/16/2022	1,700,000.00	1,693,764.23	1,694,680.89	2.560	A-1+	2.649	44	11/14/2022
313385T30	90305	FHLB - AGENCY		08/24/2022	30,000,000.00	29,793,204.30	29,824,375.00	2.810	A-1+	2.914	75	12/15/2022
313385T48	90306	FHLB - AGENCY		08/24/2022	30,000,000.00	29,790,381.30	29,822,033.33	2.810	A-1+	2.875	76	12/16/2022
313384AC3	90311	FHLB - AGENCY		08/30/2022	35,000,000.00	34,682,519.55	34,723,548.61	3.025	A-1+	3.100	94	01/03/2023
313384AL3	90326	FHLB - AGENCY		09/21/2022	30,000,000.00	29,704,327.80	29,704,199.91	3.480	A-1+	3.616	102	01/11/2023
313384AN9	90332	FHLB - AGENCY		09/26/2022	35,000,000.00	34,648,184.90	34,639,033.34	3.570	A-1+	3.710	104	01/13/2023
313384AS8	90333	FHLB - AGENCY		09/26/2022	35,000,000.00	34,634,460.35	34,625,150.00	3.570	A-1+	3.661	108	01/17/2023
313384BA6	90317	FHLB - AGENCY		09/09/2022	30,000,000.00	29,663,166.90	29,694,533.33	3.160	A-1+	3.288	116	01/25/2023
313384BH1	90334	FHLB - AGENCY		09/27/2022	30,000,000.00	29,626,281.30	29,624,337.50	3.665	A-1+	3.765	123	02/01/2023
313384CG2	90318	FHLB - AGENCY		09/09/2022	35,000,000.00	34,481,734.35	34,530,163.89	3.310	A-1+	3.456	146	02/24/2023
313384FS3	90181	FHLB - AGENCY		05/19/2022	1,500,000.00	1,464,214.07	1,479,955.00	2.110	A-1+	2.204	228	05/17/2023
313384FS3	90182	FHLB - AGENCY		05/19/2022	13,000,000.00	12,689,855.23	12,826,276.67	2.110	A-1+	2.204	228	05/17/2023
313384KG3	90295	FHLB - AGENCY		08/12/2022	5,000,000.00	4,835,472.90	4,862,188.89	3.160	A-1+	3.329	314	08/11/2023
<b>Subtotal and Average</b>			<b>257,343,794.84</b>		<b>338,300,000.00</b>	<b>334,714,683.48</b>	<b>335,060,405.92</b>			<b>3.298</b>	<b>108</b>	
<b>Treasury Coupon Securities</b>												
91282CEK3	90183	US TREASURY NOTES		05/19/2022	1,500,000.00	1,460,569.14	1,498,232.39	2.500	AA+	2.661	577	04/30/2024
91282CEK3	90184	US TREASURY NOTES		05/19/2022	2,500,000.00	2,434,281.90	2,497,053.98	2.500	AA+	2.661	577	04/30/2024
91282CDS7	86597	US TREASURY NOTES		01/21/2022	2,500,000.00	2,329,590.00	2,492,351.09	1.125	AA+	1.261	837	01/15/2025
<b>Subtotal and Average</b>			<b>6,487,256.76</b>		<b>6,500,000.00</b>	<b>6,224,441.04</b>	<b>6,487,637.46</b>			<b>2.123</b>	<b>677</b>	
<b>Treasury Bills</b>												
912796M89	86386	US TREASURY BILLS		10/08/2021	250,000.00	249,951.25	249,996.87	0.090	A-1+	0.093	5	10/06/2022
912796M89	86387	US TREASURY BILLS		10/08/2021	5,000,000.00	4,999,025.00	4,999,937.50	0.090	A-1+	0.093	5	10/06/2022
912796M89	86388	US TREASURY BILLS		10/08/2021	2,400,000.00	2,399,532.00	2,399,970.00	0.090	A-1+	0.093	5	10/06/2022
912796M89	86389	US TREASURY BILLS		10/08/2021	20,000,000.00	19,996,100.00	19,999,750.00	0.090	A-1+	0.093	5	10/06/2022
912796M89	86390	US TREASURY BILLS		10/08/2021	5,000,000.00	4,999,025.00	4,999,937.50	0.090	A-1+	0.093	5	10/06/2022
912796M89	86391	US TREASURY BILLS		10/08/2021	200,000.00	199,961.00	199,997.50	0.090	A-1+	0.093	5	10/06/2022
912796M89	86392	US TREASURY BILLS		10/08/2021	300,000.00	299,941.50	299,996.25	0.090	A-1+	0.093	5	10/06/2022
912796M89	86393	US TREASURY BILLS		10/08/2021	200,000.00	199,961.00	199,997.50	0.090	A-1+	0.093	5	10/06/2022
912796M89	86394	US TREASURY BILLS		10/08/2021	1,000,000.00	999,805.00	999,987.50	0.090	A-1+	0.093	5	10/06/2022



**Investment Portfolio -Treasury  
Portfolio Management  
Portfolio Details - Investments  
September 30, 2022**

CUSIP	Investment #	Issuer	Average Balance	Purchase Date	Par Value	Market Value	Book Value	Stated Rate	S&P	YTM	Days to Maturity	Maturity Date
<b>Treasury Bills</b>												
912796M89	86395	US TREASURY BILLS		10/08/2021	350,000.00	349,931.75	349,995.62	0.090	A-1+	0.093	5	10/06/2022
912796M89	86396	US TREASURY BILLS		10/08/2021	5,000,000.00	4,999,025.00	4,999,937.50	0.090	A-1+	0.093	5	10/06/2022
912796M89	86397	US TREASURY BILLS		10/08/2021	500,000.00	499,902.50	499,993.75	0.090	A-1+	0.093	5	10/06/2022
912796M89	86398	US TREASURY BILLS		10/08/2021	6,000,000.00	5,998,830.00	5,999,925.00	0.090	A-1+	0.093	5	10/06/2022
912796M89	86399	US TREASURY BILLS		10/08/2021	250,000.00	249,951.25	249,996.87	0.090	A-1+	0.093	5	10/06/2022
912796M89	86400	US TREASURY BILLS		10/08/2021	2,300,000.00	2,299,551.50	2,299,971.25	0.090	A-1+	0.093	5	10/06/2022
912796M89	86401	US TREASURY BILLS		10/08/2021	150,000.00	149,970.75	149,998.12	0.090	A-1+	0.093	5	10/06/2022
912796M89	86402	US TREASURY BILLS		10/08/2021	5,000,000.00	4,999,025.00	4,999,937.50	0.090	A-1+	0.093	5	10/06/2022
912796M89	86403	US TREASURY BILLS		10/08/2021	600,000.00	599,883.00	599,992.50	0.090	A-1+	0.093	5	10/06/2022
912796M89	86404	US TREASURY BILLS		10/08/2021	8,500,000.00	8,498,342.50	8,499,893.75	0.090	A-1+	0.093	5	10/06/2022
912796M89	86405	US TREASURY BILLS		10/08/2021	200,000.00	199,961.00	199,997.50	0.090	A-1+	0.093	5	10/06/2022
912796M89	86406	US TREASURY BILLS		10/08/2021	1,000,000.00	999,805.00	999,987.50	0.090	A-1+	0.093	5	10/06/2022
912796M89	86407	US TREASURY BILLS		10/08/2021	3,500,000.00	3,499,317.50	3,499,956.25	0.090	A-1+	0.093	5	10/06/2022
912796M89	86408	US TREASURY BILLS		10/08/2021	600,000.00	599,883.00	599,992.50	0.090	A-1+	0.093	5	10/06/2022
912796M89	86409	US TREASURY BILLS		10/08/2021	400,000.00	399,922.00	399,995.00	0.090	A-1+	0.093	5	10/06/2022
912796M89	86410	US TREASURY BILLS		10/08/2021	300,000.00	299,941.50	299,996.25	0.090	A-1+	0.093	5	10/06/2022
912796M89	86411	US TREASURY BILLS		10/08/2021	1,500,000.00	1,499,707.50	1,499,981.25	0.090	A-1+	0.093	5	10/06/2022
912796M89	86412	US TREASURY BILLS		10/08/2021	1,000,000.00	999,805.00	999,987.50	0.090	A-1+	0.093	5	10/06/2022
912796M89	86413	US TREASURY BILLS		10/08/2021	900,000.00	899,824.50	899,988.75	0.090	A-1+	0.093	5	10/06/2022
912796M89	86414	US TREASURY BILLS		10/08/2021	200,000.00	199,961.00	199,997.50	0.090	A-1+	0.093	5	10/06/2022
912796M89	86415	US TREASURY BILLS		10/08/2021	1,800,000.00	1,799,649.00	1,799,977.50	0.090	A-1+	0.093	5	10/06/2022
912796M89	86416	US TREASURY BILLS		10/08/2021	200,000.00	199,961.00	199,997.50	0.090	A-1+	0.093	5	10/06/2022
912796M89	86417	US TREASURY BILLS		10/08/2021	400,000.00	399,922.00	399,995.00	0.090	A-1+	0.093	5	10/06/2022
912796M89	86418	US TREASURY BILLS		10/12/2021	1,610,000.00	1,609,686.05	1,609,979.88	0.090	A-1+	0.093	5	10/06/2022
912796W62	90179	US TREASURY BILLS		05/19/2022	4,000,000.00	3,985,884.00	3,992,192.78	1.495	A-1+	1.549	47	11/17/2022
912796W62	90180	US TREASURY BILLS		05/19/2022	15,000,000.00	14,947,065.00	14,970,722.92	1.495	A-1+	1.549	47	11/17/2022
912796X95	90309	US TREASURY BILLS		08/29/2022	35,000,000.00	34,705,195.00	34,727,466.66	2.920	A-1+	3.034	96	01/05/2023
<b>Subtotal and Average</b>			<b>130,244,042.82</b>		<b>130,610,000.00</b>	<b>130,233,205.05</b>	<b>130,299,424.72</b>			<b>1.088</b>	<b>35</b>	
<b>Federal Agency Callables</b>												
3130ARB42	90060	FHLB - AGENCY		03/14/2022	10,000,000.00	9,871,264.30	10,000,000.00	1.250	AA+	1.250	164	03/14/2023
3130ASAA7	90188	FHLB - AGENCY		05/25/2022	20,000,000.00	19,671,693.40	19,998,784.54	2.240	AA+	2.247	265	06/23/2023
3134GXCA0	85939	FHLMC - AGENCY		11/30/2020	10,000,000.00	9,538,153.50	9,999,974.36	0.320	AA+	0.320	419	11/24/2023
3134GXTW4	90195	FHLMC - AGENCY		05/31/2022	10,000,000.00	9,847,362.00	10,000,000.00	3.000	AA+	3.000	423	11/28/2023
3133EMHL9	85938	FFCB - AGENCY		11/30/2020	10,000,000.00	9,529,162.90	10,000,000.00	0.310	AA+	0.310	425	11/30/2023
3135GA6J5	85957	FNMA - AGENCY		12/07/2020	10,000,000.00	9,517,082.40	10,000,000.00	0.320	AA+	0.320	432	12/07/2023

**Investment Portfolio -Treasury**  
**Portfolio Management**  
**Portfolio Details - Investments**  
**September 30, 2022**

CUSIP	Investment #	Issuer	Average Balance	Purchase Date	Par Value	Market Value	Book Value	Stated Rate	S&P	YTM	Days to 365 Maturity	Maturity Date
<b>Federal Agency Callables</b>												
3134GVV96	85683	FHLMC - AGENCY		06/24/2020	20,000,000.00	18,763,422.20	20,000,000.00	0.500	AA+	0.500	632	06/24/2024
3130ASN47	90261	FHLB - AGENCY		07/26/2022	10,000,000.00	9,772,959.10	10,000,000.00	3.320	AA+	3.320	664	07/26/2024
3130ASQR3	90267	FHLB - AGENCY		07/28/2022	10,000,000.00	9,811,929.30	10,000,000.00	3.570	AA+	3.570	664	07/26/2024
3134GX2E3	90327	FHLMC - AGENCY		09/20/2022	10,000,000.00	9,926,430.00	10,000,000.00	4.050	AA+	4.050	720	09/20/2024
3134GXPZ1	90098	FHLMC - AGENCY		03/28/2022	10,000,000.00	9,559,165.30	10,000,000.00	2.200	AA+	2.175	727	09/27/2024
3130AQG64	86586	FHLB - AGENCY		01/18/2022	10,000,000.00	9,308,341.20	10,000,000.00	1.000	AA+	1.000	748	10/18/2024
3130AQB7	86559	FHLB - AGENCY		12/23/2021	10,000,000.00	9,291,964.90	10,000,000.00	1.200	AA+	1.200	814	12/23/2024
3130AQ5X7	86574	FHLB - AGENCY		12/30/2021	10,000,000.00	9,276,291.10	10,000,000.00	1.150	AA+	0.956	821	12/30/2024
3133ENSK7	90078	FFCB - AGENCY		03/21/2022	10,000,000.00	9,455,196.90	10,000,000.00	2.190	AA+	2.190	902	03/21/2025
3134GXRS5	90148	FHLMC - AGENCY		04/29/2022	10,000,000.00	9,725,716.60	10,000,000.00	3.100	AA+	3.100	941	04/29/2025
3134GXXS8	90226	FHLMC - AGENCY		06/29/2022	10,000,000.00	9,733,710.30	10,000,000.00	3.250	AA+	3.250	1,000	06/27/2025
3133ELQ49	85691	FFCB - AGENCY		06/30/2020	20,000,000.00	17,881,773.60	20,000,000.00	0.700	AA+	0.700	1,003	06/30/2025
3136G4XK4	85693	FNMA - AGENCY		06/30/2020	20,000,000.00	18,056,562.20	20,000,000.00	0.650	AA+	0.650	1,003	06/30/2025
3130AM4P4	86191	FHLB - AGENCY		04/29/2021	10,000,000.00	9,120,142.90	10,000,000.00	0.750	AA+	0.750	1,032	07/29/2025
3136G4S87	85756	FNMA - AGENCY		08/27/2020	10,000,000.00	8,956,508.80	10,000,000.00	0.650	AA+	0.650	1,061	08/27/2025
3133EL7K4	85783	FFCB - AGENCY		09/16/2020	10,000,000.00	8,934,842.30	10,000,000.00	0.550	AA+	0.550	1,081	09/16/2025
3133EL7K4	85800	FFCB - AGENCY		09/25/2020	10,000,000.00	8,934,842.30	9,998,810.72	0.550	AA+	0.554	1,081	09/16/2025
3134GWVC7	85866	FHLMC - AGENCY		09/29/2020	10,000,000.00	8,884,709.90	10,000,000.00	0.500	AA+	0.500	1,094	09/29/2025
3134GWWT9	85795	FHLMC - AGENCY		09/30/2020	10,000,000.00	8,897,616.60	10,000,000.00	0.550	AA+	0.550	1,095	09/30/2025
3134GWUE4	85805	FHLMC - AGENCY		09/30/2020	10,000,000.00	8,881,980.80	10,000,000.00	0.500	AA+	0.500	1,095	09/30/2025
3134GW3Z7	85860	FHLMC - AGENCY		10/28/2020	10,000,000.00	8,887,499.60	10,000,000.00	0.600	AA+	0.600	1,123	10/28/2025
3136G46N8	85871	FNMA - AGENCY		10/29/2020	10,000,000.00	8,886,627.10	10,000,000.00	0.600	AA+	0.600	1,124	10/29/2025
3133EMFR8	85874	FFCB - AGENCY		11/03/2020	10,000,000.00	8,865,325.00	9,989,806.67	0.540	AA+	0.574	1,129	11/03/2025
3134GXEJ9	85928	FHLMC - AGENCY		11/24/2020	10,000,000.00	8,876,032.90	10,000,000.00	0.640	AA+	0.640	1,150	11/24/2025
3134GXFA7	85937	FHLMC - AGENCY		11/30/2020	10,000,000.00	8,877,219.40	10,000,000.00	0.650	AA+	0.650	1,152	11/26/2025
3135G06K4	85989	FNMA - AGENCY		12/17/2020	10,000,000.00	8,859,668.90	10,000,000.00	0.650	AA+	0.650	1,173	12/17/2025
3135G06Q1	86001	FNMA - AGENCY		12/30/2020	10,000,000.00	8,859,586.80	10,000,000.00	0.640	AA+	0.640	1,186	12/30/2025
3130AKXB7	86065	FHLB - AGENCY		02/11/2021	10,000,000.00	8,777,557.30	10,000,000.00	0.580	AA+	0.580	1,229	02/11/2026
3133EMUK6	86128	FFCB - AGENCY		03/25/2021	10,000,000.00	8,906,018.30	10,000,000.00	1.050	AA+	1.050	1,271	03/25/2026
3130ALX25	86175	FHLB - AGENCY		04/22/2021	10,000,000.00	8,945,317.90	10,000,000.00	1.000	AA+	1.000	1,299	04/22/2026
3130ALXV1	86176	FHLB - AGENCY		04/22/2021	10,000,000.00	8,886,152.30	10,000,000.00	1.100	AA+	1.100	1,299	04/22/2026
3130AMMY5	86246	FHLB - AGENCY		06/10/2021	10,000,000.00	8,834,821.30	10,000,000.00	1.050	AA+	1.050	1,348	06/10/2026
3133EMH21	86252	FFCB - AGENCY		06/15/2021	10,000,000.00	8,797,001.40	10,000,000.00	0.900	AA+	0.900	1,353	06/15/2026
3133EMP22	86278	FFCB - AGENCY		06/30/2021	10,000,000.00	8,789,601.10	10,000,000.00	0.910	AA+	0.910	1,368	06/30/2026
3130AMYJ5	86276	FHLB - AGENCY		06/30/2021	10,000,000.00	8,833,267.50	10,000,000.00	1.000	AA+	1.000	1,368	06/30/2026
3130ANZ22	86279	FHLB - AGENCY		06/30/2021	10,000,000.00	8,803,949.70	10,000,000.00	1.000	AA+	1.000	1,368	06/30/2026

Data Updated: SET\_001: 10/12/2022 13:17

Run Date: 10/12/2022 - 13:17

Portfolio CCIP  
AC  
PM (PRF\_PM2) 7.3.11

**Investment Portfolio -Treasury  
Portfolio Management  
Portfolio Details - Investments  
September 30, 2022**

CUSIP	Investment #	Issuer	Average Balance	Purchase Date	Par Value	Market Value	Book Value	Stated Rate	S&P	YTM	Days to Maturity	Maturity Date
<b>Federal Agency Callables</b>												
3130APDQ5	86442	FHLB - AGENCY		10/28/2021	10,000,000.00	8,807,856.10	10,000,000.00	1.250	AA+	1.250	1,488	10/28/2026
3130APW43	86511	FHLB - AGENCY		12/02/2021	10,000,000.00	8,874,067.10	10,000,000.00	1.500	AA+	1.500	1,523	12/02/2026
3133ENHC7	86538	FFCB - AGENCY		12/14/2021	10,000,000.00	8,920,204.20	10,000,000.00	1.600	AA+	1.600	1,535	12/14/2026
3133ENHC7	86550	FFCB - AGENCY		12/16/2021	10,000,000.00	8,920,204.20	10,000,000.00	1.600	AA+	1.600	1,535	12/14/2026
3130AQJH7	86603	FHLB - AGENCY		01/28/2022	10,000,000.00	8,930,604.70	10,000,000.00	1.750	AA+	1.750	1,580	01/28/2027
3133ENNG1	86604	FFCB - AGENCY		02/08/2022	10,000,000.00	9,049,833.60	10,000,000.00	1.860	AA+	1.853	1,591	02/08/2027
3130AQRH8	86605	FHLB - AGENCY		02/25/2022	10,000,000.00	9,053,130.70	10,000,000.00	2.000	AA+	2.000	1,608	02/25/2027
3130AR2H3	90041	FHLB - AGENCY		03/04/2022	10,000,000.00	9,267,845.00	10,000,000.00	2.770	AA+	2.770	1,615	03/04/2027
3130ARPD7	90146	FHLB - AGENCY		04/28/2022	9,900,000.00	9,346,237.46	9,900,000.00	3.375	AA+	3.375	1,670	04/28/2027
3130AT3P0	90340	FHLB - AGENCY		09/28/2022	10,000,000.00	10,012,583.70	10,000,000.00	5.000	AA+	5.000	1,809	09/14/2027
<b>Subtotal and Average</b>			<b>544,553,825.68</b>		<b>559,900,000.00</b>	<b>514,017,038.06</b>	<b>559,887,376.29</b>			<b>1.391</b>	<b>1,055</b>	
<b>Corporate Note Callables</b>												
931142DU4	85010	WALMART INC - CORP		04/17/2019	10,000,000.00	9,973,600.00	9,993,790.29	2.350	AA	2.669	75	12/15/2022
89236TGT6	85501	TOYOTA MCC - CORP		02/13/2020	13,150,000.00	12,274,896.82	13,135,186.09	1.800	A+	1.850	866	02/13/2025
478160CN2	86327	JOHNSON & JOHNS - CORP		08/12/2021	15,295,000.00	13,658,927.19	15,200,732.90	0.550	AAA	0.765	1,066	09/01/2025
037833EB2	86060	APPLE INC - CORP		02/08/2021	10,000,000.00	8,798,848.40	9,996,057.13	0.700	AA+	0.712	1,226	02/08/2026
037833EB2	86061	APPLE INC - CORP		02/08/2021	10,000,000.00	8,798,848.40	9,991,416.89	0.700	AA+	0.726	1,226	02/08/2026
037833EB2	86289	APPLE INC - CORP		02/18/2021	10,000,000.00	8,798,848.40	9,980,917.26	0.700	AA+	0.758	1,226	02/08/2026
023135BX3	86223	AMAZON - CORP		05/12/2021	10,000,000.00	8,787,826.20	9,976,726.56	1.000	AA	1.066	1,319	05/12/2026
023135BX3	86224	AMAZON - CORP		05/13/2021	5,000,000.00	4,393,913.10	4,985,789.52	1.000	AA	1.081	1,319	05/12/2026
023135BX3	86226	AMAZON - CORP		05/14/2021	5,000,000.00	4,393,913.10	4,985,781.62	1.000	AA	1.081	1,319	05/12/2026
<b>Subtotal and Average</b>			<b>89,574,912.84</b>		<b>88,445,000.00</b>	<b>79,879,621.61</b>	<b>88,246,398.26</b>			<b>1.201</b>	<b>1,036</b>	
<b>Supranationals</b>												
459058JV6	86171	IBRD - SUPRA		04/20/2021	20,000,000.00	19,577,461.00	19,988,557.50	0.125	AAA	0.229	201	04/20/2023
45950VQH2	86372	IFC - SUPRA		09/27/2021	10,000,000.00	9,611,311.10	9,998,318.89	0.230	AAA	0.247	361	09/27/2023
459058JM6	85940	IBRD - SUPRA		11/30/2020	10,000,000.00	9,544,644.50	9,995,822.57	0.250	AAA	0.287	419	11/24/2023
45950VQS8	86494	IFC - SUPRA		11/24/2021	10,000,000.00	9,565,846.40	10,000,000.00	0.610	AAA	0.610	419	11/24/2023
45906M3C3	90099	IBRD - SUPRA		03/30/2022	10,000,000.00	9,705,260.30	9,985,041.78	2.250	AAA	2.353	544	03/28/2024
45950VQE9	86352	IFC - SUPRA		09/10/2021	10,000,000.00	9,255,505.00	9,996,699.17	0.430	AAA	0.447	710	09/10/2024
45818WDK9	86499	IADB - SUPRA		11/29/2021	10,000,000.00	9,955,500.00	9,997,838.89	0.920	AAA	0.930	790	11/29/2024
45818WDQ6	90006	IADB - SUPRA		02/10/2022	10,000,000.00	9,458,552.70	9,985,056.03	1.400	AAA	1.465	863	02/10/2025
45950VQJ8	86377	IFC - SUPRA		09/28/2021	10,000,000.00	9,121,602.90	9,986,924.51	0.600	AAA	0.655	881	02/28/2025
45818WDN3	90149	IADB - SUPRA		04/29/2022	10,000,000.00	9,668,759.10	9,995,703.70	3.000	AAA	3.018	941	04/29/2025
45818WEB8	90199	IADB - SUPRA		06/03/2022	10,000,000.00	9,569,714.40	9,987,975.00	2.650	AAA	2.697	976	06/03/2025

**Investment Portfolio -Treasury  
Portfolio Management  
Portfolio Details - Investments  
September 30, 2022**

CUSIP	Investment #	Issuer	Average Balance	Purchase Date	Par Value	Market Value	Book Value	Stated Rate	S&P	YTM 365	Days to Maturity	Maturity Date
<b>Supranationals</b>												
45950VRG3	90307	IFC - SUPRA		08/25/2022	10,000,000.00	9,681,951.70	9,994,528.67	3.330	AAA	3.350	1,059	08/25/2025
459058JL8	86228	IBRD - SUPRA		05/18/2021	10,000,000.00	8,897,507.60	9,923,824.56	0.500	AAA	0.752	1,123	10/28/2025
45950VPJ9	86017	IFC - SUPRA		01/15/2021	10,000,000.00	8,834,807.20	10,000,000.00	0.580	AAA	0.580	1,202	01/15/2026
45950VPL4	86039	IFC - SUPRA		02/05/2021	15,000,000.00	13,166,024.25	14,973,010.33	0.450	AAA	0.505	1,223	02/05/2026
45818WCZ7	86079	IADB - SUPRA		02/24/2021	10,000,000.00	8,969,653.90	10,000,000.00	0.650	AAA	0.650	1,238	02/20/2026
45818WDA1	86101	IADB - SUPRA		03/11/2021	10,000,000.00	8,987,740.00	9,961,916.60	0.800	AAA	0.914	1,250	03/04/2026
4581X0DV7	86172	IADB - SUPRA		04/20/2021	10,000,000.00	8,871,900.00	9,967,456.56	0.875	AAA	0.969	1,297	04/20/2026
4581X0DV7	86188	IADB - SUPRA		04/28/2021	10,000,000.00	8,871,900.00	9,993,790.57	0.875	AAA	0.893	1,297	04/20/2026
45950VPX8	86225	IFC - SUPRA		05/14/2021	13,000,000.00	11,452,631.32	12,981,640.01	0.860	AAA	0.900	1,321	05/14/2026
45818WDH6	86254	IADB - SUPRA		06/17/2021	10,000,000.00	8,817,335.30	9,993,468.44	0.800	AAA	0.818	1,355	06/17/2026
<b>Subtotal and Average</b>			<b>227,703,291.25</b>		<b>228,000,000.00</b>	<b>211,585,608.67</b>	<b>227,707,573.78</b>			<b>1.054</b>	<b>907</b>	
<b>Supranational Discounts</b>												
459515N65	90276	IFC - SUPRA DISC		08/10/2022	3,000,000.00	2,990,565.27	2,991,766.67	2.600	A-1+	2.690	38	11/08/2022
459515N65	90277	IFC - SUPRA DISC		08/10/2022	1,400,000.00	1,395,597.13	1,396,157.78	2.600	A-1+	2.690	38	11/08/2022
459515N65	90278	IFC - SUPRA DISC		08/10/2022	3,900,000.00	3,887,734.85	3,889,296.67	2.600	A-1+	2.690	38	11/08/2022
459515N65	90279	IFC - SUPRA DISC		08/10/2022	3,000,000.00	2,990,565.27	2,991,766.67	2.600	A-1+	2.690	38	11/08/2022
459515N65	90280	IFC - SUPRA DISC		08/10/2022	4,000,000.00	3,987,420.36	3,989,022.22	2.600	A-1+	2.690	38	11/08/2022
459515N65	90281	IFC - SUPRA DISC		08/10/2022	5,300,000.00	5,283,331.98	5,285,454.44	2.600	A-1+	2.690	38	11/08/2022
459515N65	90282	IFC - SUPRA DISC		08/10/2022	287,000.00	286,097.41	286,212.34	2.600	A-1+	2.690	38	11/08/2022
459515N65	90283	IFC - SUPRA DISC		08/10/2022	5,264,000.00	5,247,445.19	5,249,553.24	2.600	A-1+	2.690	38	11/08/2022
459515N65	90284	IFC - SUPRA DISC		08/10/2022	489,000.00	487,462.14	487,657.97	2.600	A-1+	2.690	38	11/08/2022
459515N65	90285	IFC - SUPRA DISC		08/10/2022	204,000.00	203,358.44	203,440.13	2.600	A-1+	2.690	38	11/08/2022
459515N65	90286	IFC - SUPRA DISC		08/10/2022	4,647,000.00	4,632,385.60	4,634,246.57	2.600	A-1+	2.690	38	11/08/2022
459515N65	90287	IFC - SUPRA DISC		08/10/2022	855,000.00	852,311.10	852,653.50	2.600	A-1+	2.690	38	11/08/2022
459515N65	90288	IFC - SUPRA DISC		08/10/2022	2,200,000.00	2,193,081.20	2,193,962.22	2.600	A-1+	2.690	38	11/08/2022
459515N65	90289	IFC - SUPRA DISC		08/10/2022	3,900,000.00	3,887,734.85	3,889,296.67	2.600	A-1+	2.690	38	11/08/2022
459515N65	90290	IFC - SUPRA DISC		08/10/2022	18,000,000.00	17,943,391.62	17,950,600.00	2.600	A-1+	2.690	38	11/08/2022
459515N65	90291	IFC - SUPRA DISC		08/10/2022	1,445,000.00	1,440,455.61	1,441,034.28	2.600	A-1+	2.690	38	11/08/2022
459515N65	90292	IFC - SUPRA DISC		08/10/2022	229,000.00	228,279.82	228,371.52	2.600	A-1+	2.690	38	11/08/2022
459053T38	90293	IBRD - SUPRA DISC		08/11/2022	30,000,000.00	29,793,204.30	29,834,375.00	2.650	A-1+	2.750	75	12/15/2022
459053T46	90294	IBRD - SUPRA DISC		08/11/2022	30,000,000.00	29,790,381.30	29,832,166.69	2.650	A-1+	2.750	76	12/16/2022
459052BG0	90339	IBRD - SUPRA DISC		09/28/2022	35,000,000.00	34,586,468.00	34,573,000.00	3.600	A-1+	3.748	122	01/31/2023
459052BS4	90319	IBRD - SUPRA DISC		09/09/2022	35,000,000.00	34,531,782.60	34,589,333.30	3.200	A-1+	3.335	132	02/10/2023
459052BX3	90335	IBRD - SUPRA		09/27/2022	30,000,000.00	29,583,342.90	29,577,583.33	3.700	A-1+	3.859	137	02/15/2023

**Investment Portfolio -Treasury  
Portfolio Management  
Portfolio Details - Investments  
September 30, 2022**

CUSIP	Investment #	Issuer	Average Balance	Purchase Date	Par Value	Market Value	Book Value	Stated Rate	S&P	YTM 365	Days to Maturity
		<b>Subtotal and Average</b>	248,705,608.19		218,120,000.00	216,222,396.94	216,366,951.21			3.139	90
		<b>Total and Average</b>	3,757,823,518.50		3,946,986,404.12	3,844,988,932.29	3,934,504,874.78			2.355	337

**Investment Portfolio -Treasury  
Portfolio Management  
Portfolio Details - Cash  
September 30, 2022**

CUSIP	Investment #	Issuer	Average Balance	Purchase Date	Par Value	Market Value	Book Value	Stated Rate	S&P	YTM 365	Days to Maturity
		Average Balance	0.00								0
		Total Cash and Investments	3,757,823,518.50		3,946,986,404.12	3,844,988,932.29	3,934,504,874.78			2.355	337

# SECTION III

## APPENDIX

### **B. INVESTMENT PORTFOLIO DETAIL – MANAGED BY OUTSIDE CONTRACTED PARTIES**

#### **B.1. PFM**

Notes:

1. Statements are generated by the SymPro Treasury Management Software system beginning first quarter of calendar year 2022.
2. Market pricing data are obtained from Interactive Data Corporation/ICE.



**PFM**  
**Portfolio Management**  
**Portfolio Details - Investments**  
**September 30, 2022**

CUSIP	Investment #	Issuer	Average Balance	Purchase Date	Par Value	Market Value	Book Value	Stated Rate	S&P	YTM	Days to Maturity	Maturity Date
<b>Corporate Notes</b>												
21688AAS1	86583	COOPERATIVE RABOBANK - CORP		01/12/2022	325,000.00	299,138.76	324,244.44	1.375	A+	1.480	832	01/10/2025
21688AAU6	90303	COOPERATIVE RABOBANK - CORP		08/22/2022	255,000.00	249,832.04	254,889.05	3.875	A+	3.899	691	08/22/2024
38141GZP2	90066	GOLDMAN SACHS GRP - CORP		03/15/2022	175,000.00	170,079.44	174,886.65	3.000	BBB+	3.046	531	03/15/2024
40428HTA0	90186	HSBC USA INC - CORP		05/24/2022	550,000.00	539,193.42	549,981.88	3.750	A-	3.752	601	05/24/2024
459200KS9	90265	IBM - CORP		07/27/2022	540,000.00	528,672.54	540,000.00	4.000	A-	4.000	1,030	07/27/2025
24422EVH9	85658	JOHN DEERE CAPITAL - CORP		06/04/2020	150,000.00	145,979.50	149,969.67	0.700	A	0.727	277	07/05/2023
24422EVQ9	86245	JOHN DEERE CAPITAL - CORP		06/10/2021	185,000.00	172,594.58	184,869.88	0.450	A	0.492	615	06/07/2024
24422EYV2	86581	JOHN DEERE CAPITAL - CORP		01/10/2022	110,000.00	101,963.00	109,960.79	1.250	A	1.266	832	01/10/2025
24422EWF2	90200	JOHN DEERE CAPITAL - CORP		06/06/2022	170,000.00	164,323.58	169,965.06	3.400	A	3.408	979	06/06/2025
63254ABD9	90205	NATIONAL AUSTRALIA BK - CORP		06/09/2022	400,000.00	385,704.72	400,000.00	3.500	AA-	3.500	982	06/09/2025
69371RQ82	85665	PACCAR FINANCIAL - CORP		06/08/2020	100,000.00	97,643.88	99,968.21	0.800	A+	0.847	250	06/08/2023
69371RQ90	85724	PACCAR FINANCIAL - CORP		08/11/2020	55,000.00	53,144.77	54,979.32	0.350	A+	0.394	314	08/11/2023
69371RR40	86307	PACCAR FINANCIAL - CORP		08/09/2021	105,000.00	97,340.73	104,964.93	0.500	A+	0.518	678	08/09/2024
69371RR73	90115	PACCAR FINANCIAL - CORP		04/07/2022	300,000.00	286,848.10	299,934.57	2.850	A+	2.859	919	04/07/2025
89236THU2	86013	TOYOTA MCC - CORP		01/11/2021	400,000.00	379,577.04	399,989.78	0.450	A+	0.452	467	01/11/2024
89236TJD8	86160	TOYOTA MCC - CORP		04/09/2021	115,000.00	112,665.50	114,975.97	0.400	A+	0.441	187	04/06/2023
89236TJX4	90080	TOYOTA MCC - CORP		03/22/2022	100,000.00	96,948.11	99,954.27	2.500	A+	2.532	538	03/22/2024
931142EW9	90321	WALMART INC - CORP		09/09/2022	285,000.00	279,911.16	284,804.56	3.900	AA	3.925	1,074	09/09/2025
<b>Subtotal and Average</b>			<b>4,242,356.38</b>		<b>4,320,000.00</b>	<b>4,161,560.87</b>	<b>4,318,339.03</b>			<b>2.586</b>	<b>738</b>	
<b>CD Medium Term</b>												
22552G3C2	86122	CREDIT SUISSE NY - MT CD		03/23/2021	595,000.00	584,756.48	595,000.00	0.590	N/A	0.598	167	03/17/2023
<b>Subtotal and Average</b>			<b>595,000.00</b>		<b>595,000.00</b>	<b>584,756.48</b>	<b>595,000.00</b>			<b>0.598</b>	<b>167</b>	
<b>CD Medium Term Yearly</b>												
22536AZR8	90302	CREDIT AG NY - MT CD		08/19/2022	550,000.00	540,818.85	550,000.00	4.100	A+	4.157	685	08/16/2024
<b>Subtotal and Average</b>			<b>550,000.00</b>		<b>550,000.00</b>	<b>540,818.85</b>	<b>550,000.00</b>			<b>4.157</b>	<b>685</b>	
<b>Federal Agency Coupon Securities</b>												
3137EAEV7	85751	FHLMC - AGENCY		08/21/2020	1,500,000.00	1,448,134.38	1,499,543.68	0.250	AA+	0.284	327	08/24/2023
3137EAEW5	85766	FHLMC - AGENCY		09/04/2020	1,400,000.00	1,347,326.12	1,399,856.37	0.250	AA+	0.261	342	09/08/2023
3137EAEW5	85767	FHLMC - AGENCY		09/04/2020	1,065,000.00	1,024,930.23	1,065,060.46	0.250	AA+	0.244	342	09/08/2023
3137EAEY1	85853	FHLMC - AGENCY		10/16/2020	650,000.00	622,123.96	649,158.16	0.125	AA+	0.250	380	10/16/2023
3137EAEZ8	85884	FHLMC - AGENCY		11/05/2020	2,120,000.00	2,027,543.68	2,119,302.81	0.250	AA+	0.280	401	11/06/2023
3137EAF2	85950	FHLMC - AGENCY		12/04/2020	1,625,000.00	1,550,682.75	1,624,369.91	0.250	AA+	0.283	429	12/04/2023
3135G05G4	85849	FNMA - AGENCY		07/10/2020	1,600,000.00	1,554,042.37	1,599,111.33	0.250	AA+	0.322	282	07/10/2023
<b>Subtotal and Average</b>			<b>9,956,252.74</b>		<b>9,960,000.00</b>	<b>9,574,783.49</b>	<b>9,956,402.72</b>			<b>0.279</b>	<b>359</b>	

Portfolio CCIP

AC

PM (PRF\_PM2) 7.3.11

Report Ver. 7.3.11

**PFM**  
**Portfolio Management**  
**Portfolio Details - Investments**  
**September 30, 2022**

CUSIP	Investment #	Issuer	Average Balance	Purchase Date	Par Value	Market Value	Book Value	Stated Rate	S&P	YTM	Days to Maturity	Maturity Date
<b>Treasury Coupon Securities</b>												
91282CAW1	85945	US TREASURY NOTES		12/03/2020	1,130,000.00	1,080,120.67	1,130,319.27	0.250	AA+	0.225	410	11/15/2023
91282CBE0	86034	US TREASURY NOTES		02/03/2021	1,150,000.00	1,090,164.35	1,149,213.45	0.125	AA+	0.178	471	01/15/2024
91282CBM2	86090	US TREASURY NOTES		03/03/2021	1,725,000.00	1,629,855.90	1,721,520.20	0.125	AA+	0.272	502	02/15/2024
912828X70	86148	US TREASURY NOTES		04/07/2021	750,000.00	723,603.75	768,717.09	2.000	AA+	0.409	577	04/30/2024
91282CBV2	86190	US TREASURY NOTES		04/29/2021	775,000.00	729,922.90	775,298.76	0.375	AA+	0.350	562	04/15/2024
912828YM6	86197	US TREASURY NOTES		05/06/2021	950,000.00	898,603.10	970,637.10	1.500	AA+	0.447	761	10/31/2024
912828YV6	86242	US TREASURY NOTES		06/07/2021	750,000.00	707,783.25	767,271.06	1.500	AA+	0.427	791	11/30/2024
91282CCG4	86257	US TREASURY NOTES		06/17/2021	660,000.00	616,558.80	659,075.06	0.250	AA+	0.333	623	06/15/2024
91282CCG4	86260	US TREASURY NOTES		06/21/2021	1,575,000.00	1,471,333.50	1,568,986.90	0.250	AA+	0.476	623	06/15/2024
91282CCG4	86274	US TREASURY NOTES		06/29/2021	1,000,000.00	934,180.00	996,378.85	0.250	AA+	0.464	623	06/15/2024
91282CCG4	86275	US TREASURY NOTES		06/29/2021	1,000,000.00	934,180.00	996,333.86	0.250	AA+	0.467	623	06/15/2024
91282CCG4	86283	US TREASURY NOTES		07/07/2021	1,000,000.00	934,180.00	996,238.58	0.250	AA+	0.472	623	06/15/2024
91282CCL3	86306	US TREASURY NOTES		08/09/2021	475,000.00	443,623.88	474,966.06	0.375	AA+	0.379	653	07/15/2024
91282CCL3	86308	US TREASURY NOTES		08/09/2021	1,550,000.00	1,447,614.75	1,551,033.65	0.375	AA+	0.337	653	07/15/2024
91282CCL3	86326	US TREASURY NOTES		08/12/2021	700,000.00	653,761.50	699,214.22	0.375	AA+	0.438	653	07/15/2024
91282CCT6	86347	US TREASURY NOTES		09/07/2021	1,550,000.00	1,442,408.30	1,548,919.30	0.375	AA+	0.412	684	08/15/2024
91282CCX7	86379	US TREASURY NOTES		10/06/2021	775,000.00	719,175.98	772,966.33	0.375	AA+	0.510	715	09/15/2024
91282CCX7	86419	US TREASURY NOTES		10/13/2021	775,000.00	719,175.98	772,182.84	0.375	AA+	0.563	715	09/15/2024
91282CDB4	86422	US TREASURY NOTES		10/18/2021	775,000.00	720,689.55	774,731.75	0.625	AA+	0.642	745	10/15/2024
91282CDD0	86453	US TREASURY NOTES		11/04/2021	475,000.00	455,480.35	474,263.05	0.375	AA+	0.519	395	10/31/2023
91282CDB4	86454	US TREASURY NOTES		11/04/2021	775,000.00	720,689.55	772,358.95	0.625	AA+	0.794	745	10/15/2024
91282CDH1	86518	US TREASURY NOTES		12/07/2021	800,000.00	743,562.40	797,313.08	0.750	AA+	0.911	776	11/15/2024
91282CDN8	86568	US TREASURY NOTES		12/28/2021	1,000,000.00	932,266.00	1,000,290.72	1.000	AA+	0.987	806	12/15/2024
91282CDN8	86580	US TREASURY NOTES		01/06/2022	750,000.00	699,199.50	749,582.26	1.000	AA+	1.026	806	12/15/2024
91282CDZ1	90012	US TREASURY NOTES		02/15/2022	1,150,000.00	1,078,125.00	1,141,461.56	1.500	AA+	1.823	868	02/15/2025
91282CED9	90076	US TREASURY NOTES		03/18/2022	800,000.00	753,437.60	792,775.85	1.750	AA+	2.132	896	03/15/2025
912828ZL7	90107	US TREASURY NOTES		04/06/2022	275,000.00	249,154.40	259,550.24	0.375	AA+	2.658	942	04/30/2025
912828ZL7	90151	US TREASURY NOTES		05/06/2022	800,000.00	724,861.71	749,735.09	0.375	AA+	2.940	942	04/30/2025
9128284M9	90153	US TREASURY NOTES		05/05/2022	1,250,000.00	1,208,398.28	1,246,651.76	2.875	AA+	3.000	942	04/30/2025
91282CEQ0	90201	US TREASURY NOTES		06/06/2022	2,200,000.00	2,121,031.05	2,197,643.96	2.750	AA+	2.858	957	05/15/2025
91282CEU1	90241	US TREASURY NOTES		07/11/2022	750,000.00	725,047.76	750,639.05	2.875	AA+	2.921	988	06/15/2025
91282CEY3	90269	US TREASURY NOTES		08/08/2022	800,000.00	774,940.42	800,289.16	3.000	AA+	3.060	1,018	07/15/2025
91282CFE6	90316	US TREASURY NOTES		09/07/2022	1,400,000.00	1,360,077.78	1,386,854.47	3.125	AA+	3.544	1,052	08/18/2025
<b>Subtotal and Average</b>			<b>32,555,399.11</b>		<b>32,290,000.00</b>	<b>30,443,207.96</b>	<b>32,213,413.53</b>			<b>1.155</b>	<b>733</b>	
<b>Corporate Note Callables</b>												
88579YBL4	85205	3M COMPANY - CORP		08/26/2019	400,000.00	396,589.65	399,837.59	1.750	A+	1.864	136	02/14/2023
023135BW5	86222	AMAZON - CORP		05/12/2021	560,000.00	525,083.90	559,560.16	0.450	AA	0.499	589	05/12/2024

Portfolio CCIP

AC

PM (PRF\_PM2) 7.3.11

**PFM**  
**Portfolio Management**  
**Portfolio Details - Investments**  
**September 30, 2022**

CUSIP	Investment #	Issuer	Average Balance	Purchase Date	Par Value	Market Value	Book Value	Stated Rate	S&P	YTM 365	Days to Maturity	Maturity Date
<b>Corporate Note Callables</b>												
023135CE4	90132	AMAZON - CORP		04/13/2022	145,000.00	140,019.03	144,805.31	3.000	AA	3.056	925	04/13/2025
025816CG2	86485	AMERICAN EXPRESS - CORP		11/23/2021	325,000.00	311,355.56	332,929.13	2.500	BBB+	1.143	668	07/30/2024
025816CG2	86486	AMERICAN EXPRESS - CORP		11/23/2021	100,000.00	95,801.71	102,439.73	2.500	BBB+	1.143	668	07/30/2024
04636NAC7	86235	ASTRAZENECA - CORP		05/28/2021	365,000.00	341,970.18	364,981.84	0.700	A-	0.703	605	05/28/2024
06051GHF9	85804	BANK OF AMERICA - CORP		09/28/2020	325,000.00	322,463.03	333,677.96	3.550	A-	1.620	521	03/05/2024
06051GJH3	85855	BANK OF AMERICA - CORP		10/21/2020	250,000.00	237,736.86	250,000.00	0.810	A-	0.810	754	10/24/2024
06051GKE8	86513	BANK OF AMERICA - CORP		12/06/2021	500,000.00	457,402.32	500,000.00	1.530	A-	1.530	1,162	12/06/2025
06406RAX5	86433	BANK OF NY MELLON - CORP		10/25/2021	355,000.00	327,936.70	354,841.04	0.850	A	0.872	755	10/25/2024
06406RBC0	90139	BANK OF NY MELLON - CORP		04/26/2022	750,000.00	724,476.45	749,910.08	3.350	A	3.355	937	04/25/2025
110122DT2	85916	BRISTOL MYERS SQUI - CORP		11/13/2020	375,000.00	359,248.61	375,000.00	0.537	A+	0.537	408	11/13/2023
14913Q3C1	85444	CATERPILLAR FINL - CORP		01/13/2020	200,000.00	199,527.69	199,995.78	1.950	A	1.966	48	11/18/2022
14913R2P1	86353	CATERPILLAR FINL - CORP		09/14/2021	370,000.00	342,627.14	369,672.62	0.600	A	0.646	713	09/13/2024
14913R2S5	86582	CATERPILLAR FINL - CORP		01/10/2022	150,000.00	143,685.81	149,984.70	0.950	A	0.958	466	01/10/2024
166764BV1	85636	CHEVRON - CORP		05/11/2020	185,000.00	181,603.40	185,000.00	1.141	AA-	1.141	222	05/11/2023
17252MAP5	90150	CINTAS CORP - CORP		05/03/2022	160,000.00	154,496.22	159,969.63	3.450	A-	3.458	943	05/01/2025
172967MR9	85643	CITIBANK NA - CORP		05/14/2020	250,000.00	244,658.35	250,000.00	1.678	BBB+	1.678	592	05/15/2024
172967MX6	86192	CITIBANK NA - CORP		05/04/2021	160,000.00	148,280.99	160,000.00	0.981	BBB+	0.981	943	05/01/2025
17327CAN3	86599	CITIGROUP INC - CORP		01/25/2022	85,000.00	78,119.50	85,000.00	2.014	BBB+	2.014	1,212	01/25/2026
194162AM5	90273	COLGATE-PALMOLIVE - CORP		08/09/2022	120,000.00	115,925.80	119,894.89	3.100	AA+	3.132	1,049	08/15/2025
38141GXL3	85925	GOLDMAN SACHS GRP - CORP		11/19/2020	400,000.00	397,587.36	400,000.00	0.627	BBB+	0.627	412	11/17/2023
437076CM2	90103	HOME DEPOT - CORP		03/28/2022	60,000.00	57,240.24	59,912.52	2.700	A	2.760	927	04/15/2025
437076CR1	90322	HOME DEPOT - CORP		09/19/2022	75,000.00	73,819.05	74,973.30	4.000	A	4.013	1,080	09/15/2025
02665WDY4	86351	AMERICAN HONDA FINANCE - CORP		09/09/2021	255,000.00	237,054.74	254,892.93	0.750	A-	0.773	678	08/09/2024
02665WEA5	86590	AMERICAN HONDA FINANCE - CORP		01/13/2022	300,000.00	278,422.39	299,819.62	1.500	A-	1.527	835	01/13/2025
46647PBY1	86067	JP MORGAN SECURITIES - CORP		02/16/2021	245,000.00	229,118.93	245,000.00	0.563	A-	0.563	869	02/16/2025
46647PBS4	86134	JP MORGAN SECURITIES - CORP		09/16/2020	75,000.00	71,538.17	75,000.00	0.653	A-	0.653	716	09/16/2024
46647PCH7	86236	JP MORGAN SECURITIES - CORP		06/01/2021	190,000.00	175,938.67	190,000.00	0.824	A-	0.824	974	06/01/2025
46647PCV6	90031	JP MORGAN SECURITIES - CORP		02/24/2022	400,000.00	371,962.32	400,000.00	2.595	A-	2.595	877	02/24/2025
46647PCZ7	90140	JP MORGAN SECURITIES - CORP		04/26/2022	225,000.00	216,662.60	225,000.00	4.080	A-	4.080	1,303	04/26/2026
61772BAA1	86174	MORGAN STANLEY - CORP		04/22/2021	35,000.00	34,157.66	35,000.00	0.731	BBB+	0.731	552	04/05/2024
61747YEM3	90018	MORGAN STANLEY - CORP		02/18/2022	450,000.00	419,311.17	450,000.00	2.630	BBB+	2.630	1,236	02/18/2026
63743HEU2	86059	NATIONAL RURAL - CORP		02/08/2021	140,000.00	132,054.32	139,956.44	0.350	A-	0.373	495	02/08/2024
63743HFC1	90002	NATIONAL RURAL - CORP		02/07/2022	105,000.00	98,286.83	104,997.53	1.875	A-	1.876	860	02/07/2025
63743HFE7	90152	NATIONAL RURAL - CORP		05/04/2022	70,000.00	67,541.38	69,983.58	3.450	A-	3.458	988	06/15/2025
808513BN4	86114	CHARLES SCHWAB - CORP		03/18/2021	245,000.00	231,751.26	244,940.22	0.750	A	0.767	534	03/18/2024
857477BR3	86606	STATE STREET CORP - CORP		02/07/2022	150,000.00	139,731.00	150,000.00	1.746	A	1.746	1,224	02/06/2026
857477BM4	90001	STATE STREET CORP - CORP		02/07/2022	75,000.00	70,768.56	76,928.34	2.901	A	2.129	1,276	03/30/2026
857477BM4	90028	STATE STREET CORP - CORP		02/22/2022	400,000.00	377,432.32	406,858.91	2.901	A	2.383	1,276	03/30/2026

Portfolio CCIP

AC

PM (PRF\_PM2) 7.3.11

**PFM**  
**Portfolio Management**  
**Portfolio Details - Investments**  
**September 30, 2022**

CUSIP	Investment #	Issuer	Average Balance	Purchase Date	Par Value	Market Value	Book Value	Stated Rate	S&P	YTM	Days to Maturity	Maturity Date
<b>Corporate Note Callables</b>												
87612EBD7	86498	TARGET CORP - CORP		11/29/2021	250,000.00	245,524.93	260,585.62	3.500	A	1.041	639	07/01/2024
89788MAH5	90266	TRUIST FINANCIAL - CORP		07/28/2022	235,000.00	228,582.54	235,000.00	4.260	A-	4.260	1,396	07/28/2026
91324PEB4	86229	UNITED HEALTH - CORP		05/19/2021	260,000.00	243,500.36	259,853.24	0.550	A+	0.585	592	05/15/2024
904764BJ5	85770	UNILEVER CAPITAL - CORP		09/14/2020	100,000.00	96,105.92	99,959.35	0.375	A+	0.418	348	09/14/2023
904764BN6	86325	UNILEVER CAPITAL - CORP		08/12/2021	125,000.00	116,089.68	125,000.00	0.626	A+	0.626	681	08/12/2024
<b>Subtotal and Average</b>			<b>11,001,930.31</b>		<b>10,995,000.00</b>	<b>10,459,191.30</b>	<b>11,031,162.06</b>			<b>1.624</b>	<b>769</b>	
<b>Supranationals</b>												
4581X0DM7	85650	IADB - SUPRA		04/24/2020	350,000.00	342,013.00	349,975.02	0.500	AAA	0.511	235	05/24/2023
4581X0DZ8	86365	IADB - SUPRA		09/23/2021	755,000.00	701,274.20	754,631.67	0.500	AAA	0.525	723	09/23/2024
459058JM6	85931	IBRD - SUPRA		11/24/2020	520,000.00	496,321.51	519,572.47	0.250	AAA	0.322	419	11/24/2023
<b>Subtotal and Average</b>			<b>1,704,148.76</b>		<b>1,625,000.00</b>	<b>1,539,608.71</b>	<b>1,624,179.16</b>			<b>0.457</b>	<b>521</b>	
<b>Pass Through Securities (GNMA/CMO)</b>												
05591RAC8	86100	BMWLT - ABS		03/10/2021	98,096.87	97,034.77	98,092.27	0.290	AAA	0.280	481	01/25/2024
14315XAC2	85455	CARMAX - ABS		01/22/2020	55,673.91	55,120.78	55,649.39	1.890	AAA	1.929	807	12/16/2024
14315FAD9	85705	CARMAX - ABS		07/22/2020	103,917.38	101,960.45	103,883.10	0.620	AAA	0.627	898	03/17/2025
14316HAC6	85858	CARMAX - ABS		10/21/2020	128,169.67	124,993.96	128,135.55	0.500	AAA	0.509	1,049	08/15/2025
14316NAC3	86024	CARMAX - ABS		01/27/2021	119,243.65	115,408.13	119,216.97	0.340	AAA	0.348	1,171	12/15/2025
14314QAC8	86173	CARMAX - ABS		04/21/2021	255,000.00	246,560.16	254,945.05	0.520	AAA	0.529	1,235	02/17/2026
14317DAC4	86290	CARMAX - ABS		07/28/2021	475,000.00	452,225.27	474,921.86	0.550	AAA	0.557	1,353	06/15/2026
14317HAC5	90145	CARMAX - ABS		04/28/2022	100,000.00	97,554.18	99,984.79	3.490	AAA	3.522	1,599	02/16/2027
14041NFY2	86503	CAPITAL ONE - ABS		11/30/2021	450,000.00	417,217.55	449,937.99	1.040	AAA	0.347	1,506	11/15/2026
14041NFZ9	90102	CAPITAL ONE - ABS		03/30/2022	225,000.00	215,415.45	224,983.04	2.800	AAA	2.820	1,626	03/15/2027
14041NGA3	90210	CAPITAL ONE - ABS		06/14/2022	195,000.00	189,105.68	194,968.84	3.490	AAA	3.521	1,687	05/15/2027
14044CAC6	86438	COPAR - ABS		10/27/2021	220,000.00	206,961.33	219,995.84	0.770	AAA	0.760	1,445	09/15/2026
254683CP8	86368	DISCOVER CARD ABS - ABS		09/27/2021	280,000.00	259,178.67	279,940.05	0.580	AAA	0.580	1,445	09/15/2026
254683CW3	90274	DISCOVER CARD ABS - ABS		08/09/2022	205,000.00	199,232.12	204,974.56	3.560	AAA	3.510	1,748	07/15/2027
3137B1BS0	85199	FHLMC - MBS		08/15/2019	311,370.80	310,667.32	320,589.55	2.510	AA+	1.929	55	11/25/2022
3137FKK39	84856	FHMS - MBS		12/17/2018	6,283.03	6,124.73	6,282.36	3.203	AA+	3.203	297	07/25/2023
3137FQ3V3	85379	FHMS - MBS		11/26/2019	2,473.38	2,458.09	2,466.18	2.092	N/A	2.093	663	07/25/2024
3137BKRJ1	90187	FHMS - MBS		05/24/2022	725,000.00	701,860.90	729,644.53	3.329	N/A	3.036	967	05/25/2025
3137FBTA4	90193	FHMS - MBS		05/31/2022	734,106.05	715,585.07	735,081.03	3.064	AA+	2.907	694	08/25/2024
3137BHXJ1	90248	FHMS - MBS		07/18/2022	733,801.69	708,346.92	724,973.13	3.023	AA+	3.478	847	01/25/2025
3137BMTX4	90260	FHMS - MBS		07/26/2022	550,000.00	527,109.66	543,640.63	3.151	N/A	3.493	1,151	11/25/2025
3137BJP64	90270	FHMS - MBS		08/08/2022	425,000.00	410,952.56	421,829.10	3.205	N/A	3.447	906	03/25/2025
3137BN6G4	90272	FHMS - MBS		08/09/2022	575,000.00	547,968.04	568,374.02	2.995	N/A	3.330	1,181	12/25/2025
3137BM7C4	90275	FHMS - MBS		08/10/2022	325,000.00	313,358.73	322,638.67	3.308	AA+	3.512	1,090	09/25/2025

Portfolio CCIP

AC

PM (PRF\_PM2) 7.3.11

**PFM**  
**Portfolio Management**  
**Portfolio Details - Investments**  
**September 30, 2022**

CUSIP	Investment #	Issuer	Average Balance	Purchase Date	Par Value	Market Value	Book Value	Stated Rate	S&P	YTM	Days to Maturity	Maturity Date
<b>Pass Through Securities (GNMA/CMO)</b>												
3137BLMZ8	90300	FHMS - MBS		08/16/2022	750,000.00	718,888.80	739,423.83	3.010	AA+	3.485	1,028	07/25/2025
3137BFE98	90315	FHMS - MBS		09/02/2022	500,000.00	486,188.19	493,462.01	3.171	N/A	3.758	755	10/25/2024
3137BEVH4	90329	FHMS - MBS		09/20/2022	550,000.00	537,471.46	540,628.29	3.241	AA+	4.188	725	09/25/2024
3136AEGQ4	85217	FNMA - MBS		09/09/2019	47,392.12	47,229.97	50,925.44	2.280	N/A	1.870	87	12/27/2022
345286AC2	86601	FORDO - ABS		01/24/2022	100,000.00	95,386.19	99,988.12	1.290	AAA	1.299	1,353	06/15/2026
362569AC9	85802	GMALT - ABS		09/29/2020	16,248.19	16,217.04	16,236.69	0.450	AAA	0.457	324	08/21/2023
36261RAC2	86078	GMALT - ABS		02/24/2021	141,698.82	140,365.55	141,684.31	0.260	N/A	0.258	507	02/20/2024
380144AC9	86234	GMALT - ABS		05/26/2021	294,997.68	290,517.55	294,951.37	0.340	AAA	0.350	597	05/20/2024
36258NAC6	85448	GMCAR - ABS		01/15/2020	37,058.29	36,848.70	37,049.56	1.840	AAA	1.858	716	09/16/2024
362590AC5	85744	GMCAR - ABS		08/19/2020	148,514.41	145,253.95	148,457.21	0.450	N/A	0.460	928	04/16/2025
362554AC1	86430	GMCAR - ABS		10/21/2021	185,000.00	174,346.33	184,995.28	0.680	N/A	0.682	1,446	09/16/2026
380146AC4	86592	GMCAR - ABS		01/19/2022	170,000.00	161,727.32	169,985.23	1.260	AAA	1.267	1,507	11/16/2026
36265WAD5	90242	GMCAR - ABS		07/13/2022	120,000.00	117,393.08	119,999.17	3.640	N/A	3.668	1,658	04/16/2027
43815GAC3	86545	HONDA AUTO RECEIVABLES - ABS		11/24/2021	220,000.00	208,144.77	219,953.62	0.880	N/A	0.892	1,208	01/21/2026
43813KAC6	85801	HAROT - ABS		09/29/2020	82,432.28	80,636.41	82,413.92	0.370	AAA	0.377	748	10/18/2024
43815BAC4	90025	HAROT - ABS		02/23/2022	195,000.00	185,309.63	194,970.67	1.880	AAA	1.895	1,322	05/15/2026
44933FAC0	85704	HART - ABS		07/22/2020	68,969.06	67,990.80	68,940.98	0.480	AAA	0.488	807	12/16/2024
44933LAC7	86185	HART - ABS		04/28/2021	170,000.00	164,350.15	169,982.12	0.380	AAA	0.385	1,080	09/15/2025
448977AD0	90067	HART - ABS		03/16/2022	420,000.00	402,899.91	419,983.83	2.220	AAA	2.232	1,475	10/15/2026
41284UAD6	85459	HDMOT - ABS		01/29/2020	26,474.00	26,376.86	26,441.29	1.870	AAA	1.879	745	10/15/2024
44935FAD6	86480	HYUNDAI AUTO - ABS		11/17/2021	170,000.00	160,419.04	169,962.06	0.740	AAA	0.738	1,322	05/15/2026
58769VAC4	85682	MBALT - ABS		06/23/2020	116,817.93	114,638.78	116,798.41	0.550	AAA	0.553	871	02/18/2025
58769EAC2	85791	MBALT - ABS		09/23/2020	43,013.70	42,789.74	43,009.39	0.400	AAA	0.403	410	11/15/2023
65479CAD0	85690	NAROT - ABS		06/30/2020	104,323.15	103,268.79	104,314.93	0.550	AAA	0.551	653	07/15/2024
65480JAC4	90343	NAROT - ABS		09/28/2022	200,000.00	199,252.44	199,958.62	4.460	AAA	4.511	1,689	05/17/2027
89238JAC9	86475	TOYOTA AUTO REC - ABS		11/15/2021	225,000.00	213,128.12	224,995.21	0.710	AAA	0.699	1,292	04/15/2026
89231CAD9	90299	TOYOTA AUTO REC - ABS		08/16/2022	135,000.00	132,352.87	134,977.44	3.760	AAA	4.173	1,657	04/15/2027
92868KAC7	86533	VOLKSWAGEN AUTO LOAN - ABS		12/13/2021	295,000.00	279,614.48	294,988.44	1.020	AAA	1.024	1,360	06/22/2026
92348TAA2	85460	VZOT - ABS		01/29/2020	67,413.73	67,054.30	67,390.31	1.850	AAA	1.900	660	07/22/2024
92290BAA9	85723	VZOT - ABS		08/12/2020	241,982.83	238,261.84	241,925.08	0.470	N/A	0.479	873	02/20/2025
92348AAA3	86328	VZOT - ABS		10/08/2019	59,225.50	59,087.18	59,198.52	1.940	AAA	1.943	569	04/22/2024
98163WAC0	85684	WOART - ABS		06/24/2020	127,305.15	124,898.88	127,287.51	0.630	AAA	0.633	957	05/15/2025
98163KAC6	86452	WOART - ABS		11/03/2021	270,000.00	255,837.74	269,963.23	0.810	AAA	0.817	1,475	10/15/2026
<b>Subtotal and Average</b>			<b>13,209,255.01</b>		<b>13,597,003.27</b>	<b>13,116,547.38</b>	<b>13,560,390.59</b>			<b>2.212</b>	<b>1,081</b>	
<b>Municipal Bonds</b>												
13067WQZ8	85715	CA ST DEPT OF WTR - MUNI		08/06/2020	120,000.00	119,433.60	120,000.00	0.349	AAA	0.349	61	12/01/2022
13067WRA2	85716	CA ST DEPT OF WTR - MUNI		08/06/2020	55,000.00	52,728.50	55,000.00	0.414	AAA	0.414	426	12/01/2023

**PFM**  
**Portfolio Management**  
**Portfolio Details - Investments**  
**September 30, 2022**

CUSIP	Investment #	Issuer	Average Balance	Purchase Date	Par Value	Market Value	Book Value	Stated Rate	S&P	YTM 365	Days to Maturity	Maturity Date
<b>Municipal Bonds</b>												
341271AD6	85786	FLORIDA ST - MUNI		09/16/2020	205,000.00	185,596.75	205,000.00	1.258	AA	1.258	1,004	07/01/2025
54438CYH9	85909	LOS ANGELES CCD - MUNI		11/10/2020	145,000.00	140,445.55	145,000.00	0.444	AA+	0.444	304	08/01/2023
576004GY5	90312	MASS. CMNWLTH - MUNI		08/30/2022	380,000.00	371,898.40	380,000.00	3.660	N/A	3.661	837	01/15/2025
646140DN0	86035	NJ TPK AUTH - MUNI		02/04/2021	165,000.00	151,128.45	165,000.00	0.897	A+	0.897	823	01/01/2025
650036DS2	85994	NY ST URBAN DEV - MUNI		12/23/2020	545,000.00	517,183.20	545,000.00	0.620	AA+	0.620	165	03/15/2023
798306WM4	85872	SAN JUAN CA UNIF - MUNI		10/29/2020	315,000.00	305,887.05	315,000.00	0.499	N/A	0.499	304	08/01/2023
<b>Subtotal and Average</b>			<b>1,930,000.00</b>		<b>1,930,000.00</b>	<b>1,844,301.50</b>	<b>1,930,000.00</b>			<b>1.255</b>	<b>477</b>	
<b>Total and Average</b>			<b>75,744,342.30</b>		<b>75,862,003.27</b>	<b>72,264,776.54</b>	<b>75,778,887.09</b>			<b>1.384</b>	<b>736</b>	

**PFM  
Portfolio Management  
Portfolio Details - Cash  
September 30, 2022**

CUSIP	Investment #	Issuer	Average Balance	Purchase Date	Par Value	Market Value	Book Value	Stated Rate	S&P	YTM 365	Days to Maturity
		Average Balance	0.00								0
		Total Cash and Investments	75,744,342.30		75,862,003.27	72,264,776.54	75,778,887.09			1.384	736



## **SECTION III**

### **APPENDIX**

#### **B. INVESTMENT PORTFOLIO DETAIL – MANAGED BY OUTSIDE CONTRACTED PARTIES**

##### **B.2. STATE OF CALIFORNIA LOCAL AGENCY INVESTMENT FUND (LAIF)**

CALIFORNIA STATE LOCAL AGENCY INVESTMENT ACCOUNTS	STATE CONTROLLER ACCOUNT NUMBER	ACCOUNT BALANCE	ESTIMATED FAIR VALUE
ACALANES UNION HIGH SCHOOL	75-07-010	13,067,703.05	12,816,293.01
ANTIOCH UNIFIED SCHOOL DISTRICT	75-07-005	893,969.96	876,770.84
BRENTWOOD UNION SCHOOL DISTRICT	75-07-013	8,404,567.67	8,242,871.87
BYRON UNION SCHOOL DISTRICT	75-07-017	179,091.96	175,646.40
CANYON ELEMENTARY SCHOOL DISTRICT	75-07-018	157,718.01	154,683.67
CCC REDEVELOPMENT AGENCY	65-07-015	0.04	0.04
CONTRA COSTA COMMUNITY COLLEGE	75-07-001	678,688.11	665,630.80
CONTRA COSTA COUNTY SCHOOL INSURANCE GROUP	35-07-001	2,414,805.92	2,368,347.38
CENTRAL CONTRA COSTA SANITARY DISTRICT	70-07-001	43,000,000.00	42,172,721.37
CONTRA COSTA COUNTY OFFICE OF EDUCATION	75-07-007	1,387,145.20	1,360,457.86
CONTRA COSTA COUNTY	99-07-000	75,000,000.00	73,557,072.15
CROCKETT COMMUNITY SERVICES DISTRICT	16-07-004	4,212,929.94	4,131,877.22
DELTA DIABLO SANITATION DISTRICT	70-07-003	78,543.67	77,032.57
EAST CONTRA COSTA REG FEE & FINANCING AUTH	40-07-006	1,087,072.71	1,066,158.48
KENSINGTON FIRE PROTECTION DISTRICT	17-07-011	5,396,222.55	5,292,404.42
KENSINGTON POLICE PROTECTION & COMMUNITY SERVICES DISTRICT	16-07-003	953,647.11	935,299.86
LAFAYETTE SCHOOL DISTRICT	75-07-012	1,781,041.63	1,746,776.10
MARTINEZ UNIFIED SCHOOL DISTRICT	75-07-011	21,050,868.15	20,645,869.70
MORAGA ORINDA FIRE DISTRICT	17-07-003	6,005,257.16	5,889,721.79
MORAGA SCHOOL DISTRICT	75-07-016	2,892.90	2,837.24
MT DIABLO UNIFIED SCHOOL DISTRICT	75-07-008	3,706,709.10	3,635,395.58
MT VIEW SANITARY DISTRICT	70-07-008	9,495,095.17	9,312,418.67
OAKLEY UNION SCHOOL DISTRICT	75-07-009	267,496.54	262,350.16
ORINDA UNION SCHOOL DISTRICT	75-07-015	3,340,204.66	3,275,942.34
PITTSBURG UNIFIED SCHOOL DISTRICT	75-07-002	38,043.42	37,311.50
RECLAMATION DISTRICT 799	60-07-001	440,496.02	432,021.30
RECLAMATION DISTRICT 800	60-07-003	3,811,099.69	3,737,777.80
RECLAMATION DISTRICT 2026	60-07-005	7,880.09	7,728.48
RECLAMATION DISTRICT 2137	60-07-006	6,126.31	6,008.45
RODEO -HERCULES FIRE PROTECTION DISTRICT	17-07-001	2,145,969.38	2,104,682.99
SAN RAMON VALLEY UNIFIED SCHOOL DISTRICT	75-07-004	259,192.42	254,205.81
WEST CONTRA COSTA UNIFIED SCHOOL DISTRICT	75-07-014	22,739,781.45	22,302,289.93
	TOTAL	<u>232,010,259.99</u>	<u>227,546,605.78</u>

## **SECTION III**

### **APPENDIX**

#### **B. INVESTMENT PORTFOLIO DETAIL – MANAGED BY OUTSIDE CONTRACTED PARTIES**

##### **ASSET MANAGEMENT FUNDS**

- B.3. ALLSPRING**
- B.4. CAMP**
- B.5. CaITRUST (LIQUIDITY)\***
- B.6. US BANK**

\*No investments were made in the CaITRUST Liquidity Fund during the quarter.



## Allspring GAAP

30 September 2022

Contra Costa County

Investment Strategy: Global Liquidity Solutions

The information contained in this report represents estimated trade date investment calculations. Certain calculations may not be available for all time periods. Please refer to your custody statement for official portfolio holdings and transactions. Note that certain accounting methods may cause differences between this investment report and your custody statement.

<u>Risk Summary (Contra Costa County)</u>	1 - 4
<u>Performance Summary Gross of Fees (Contra Costa County)</u>	5 - 6
<u>Performance Summary Net of Fees (Contra Costa County)</u>	7 - 8
<u>GAAP FX Financials (Contra Costa County)</u>	9 - 10
<u>Income Detail (Contra Costa County)</u>	11 - 16
<u>Balance Sheet Classification (Contra Costa County)</u>	17 - 23

**\*Additional information will be provided upon request.**

# Risk Summary

US Dollar

01 July 2022 to 30 September 2022

Contra Costa County

Account: XXX235

Investment Strategy: Global Liquidity Solutions

Primary Benchmark: ICE BofA US 6-Month Treasury Bill Index

## Balance Sheet

Book Value + Accrued	44,113,427.72
Net Unrealized Gain/Loss	-441,330.99
Market Value + Accrued	43,672,096.73

## Portfolio Characteristics

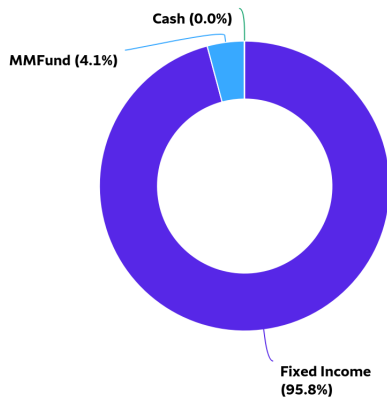
Risk Metric	Value
Cash	16,929.30
MMFund	1,801,276.43
Fixed Income	41,853,891.00
Duration	0.472
Convexity	0.006
WAL	0.536
Years to Final Maturity	0.794
Years to Effective Maturity	0.537
Yield	3.931
Book Yield	1.935
Avg Credit Rating	AA+/Aa1/AA+

## Issuer Concentration

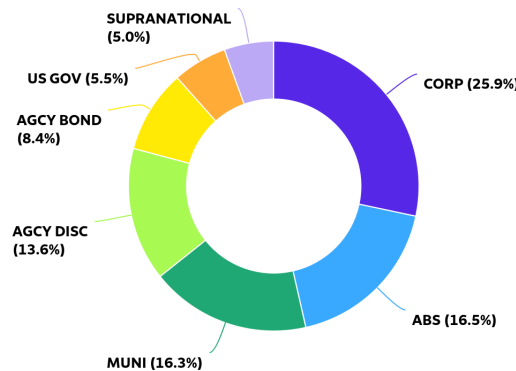
Issuer Concentration	% of Base Market Value + Accrued
Other	61.43%
Federal Home Loan Banks	13.60%
Farm Credit System	8.43%
United States	5.54%
Zebra Intermediate II, LLC	4.12%
University of California	2.30%
Inter-American Development Bank	2.29%
Old Line Funding, LLC	2.28%
---	100.00%

Footnotes: 1,2

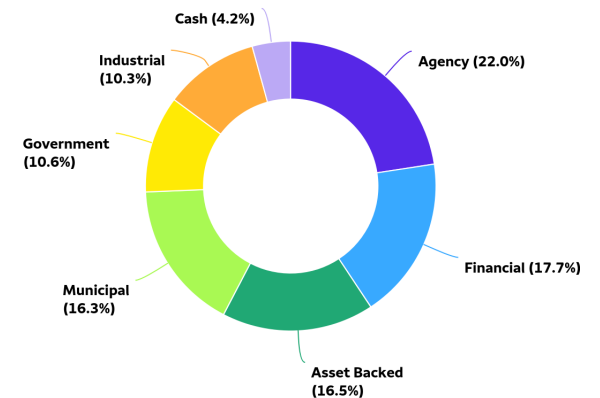
## Asset Class (%)



## Security Type (%)



## Market Sector (%)



The information contained in this report represents estimated trade date investment calculations. Certain calculations may not be available for all time periods. Please refer to your custody statement for official portfolio holdings and transactions. Note that certain accounting methods may cause differences between this investment report and your custody statement.

# Risk Summary

US Dollar

01 July 2022 to 30 September 2022

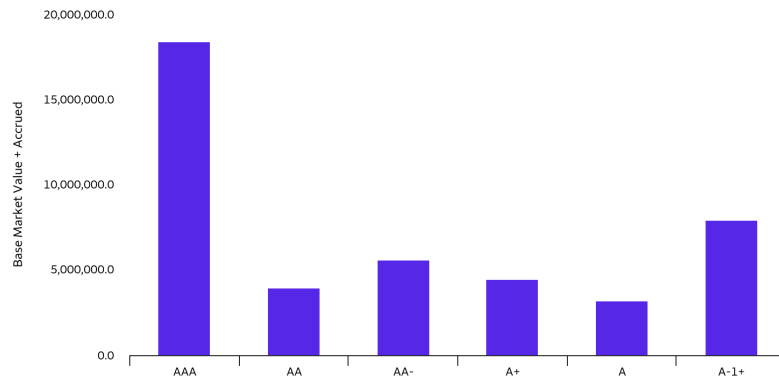
Contra Costa County

Account: XXX235

Investment Strategy: Global Liquidity Solutions

Primary Benchmark: ICE BofA US 6-Month Treasury Bill Index

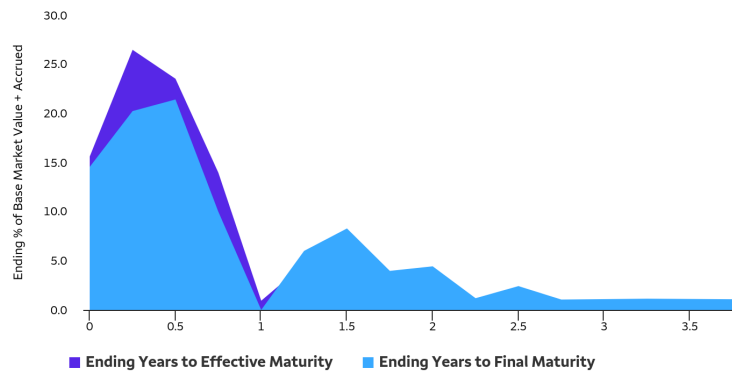
## Credit Rating



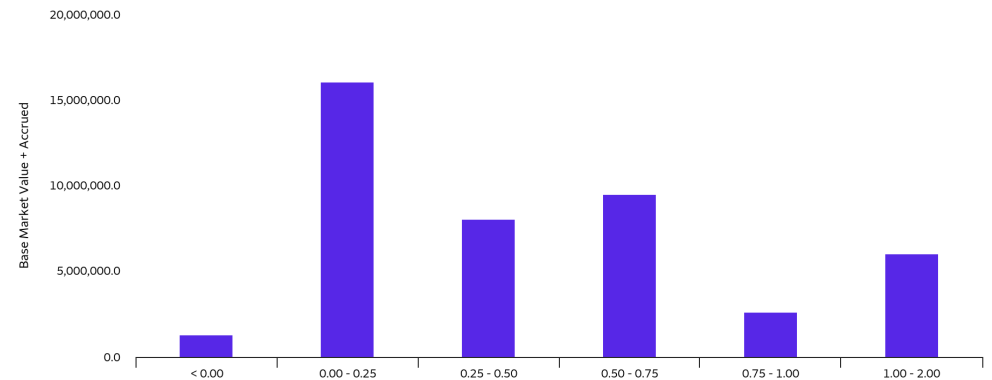
## Credit Duration Heat Map

Rating	0 - 1	1 - 2	2 - 3	3 - 4	4 - 5	5 - 7	7 - 10	10 - 15	15 - 30
AAA	48.80%	9.98%	0.00%	0.00%	0.00%	0.00%	0.00%	0.00%	0.00%
AA	19.46%	2.49%	0.00%	0.00%	0.00%	0.00%	0.00%	0.00%	0.00%
A	14.92%	1.36%	0.00%	0.00%	0.00%	0.00%	0.00%	0.00%	0.00%
BBB	0.00%	0.00%	0.00%	0.00%	0.00%	0.00%	0.00%	0.00%	0.00%
BB	0.00%	0.00%	0.00%	0.00%	0.00%	0.00%	0.00%	0.00%	0.00%
B	0.00%	0.00%	0.00%	0.00%	0.00%	0.00%	0.00%	0.00%	0.00%
CCC	0.00%	0.00%	0.00%	0.00%	0.00%	0.00%	0.00%	0.00%	0.00%
CC	0.00%	0.00%	0.00%	0.00%	0.00%	0.00%	0.00%	0.00%	0.00%
C	0.00%	0.00%	0.00%	0.00%	0.00%	0.00%	0.00%	0.00%	0.00%
NA	0.00%	0.00%	0.00%	0.00%	0.00%	0.00%	0.00%	0.00%	0.00%

## Time To Maturity



## Duration



The information contained in this report represents estimated trade date investment calculations. Certain calculations may not be available for all time periods. Please refer to your custody statement for official portfolio holdings and transactions. Note that certain accounting methods may cause differences between this investment report and your custody statement.



# Risk Summary

US Dollar

01 July 2022 to 30 September 2022

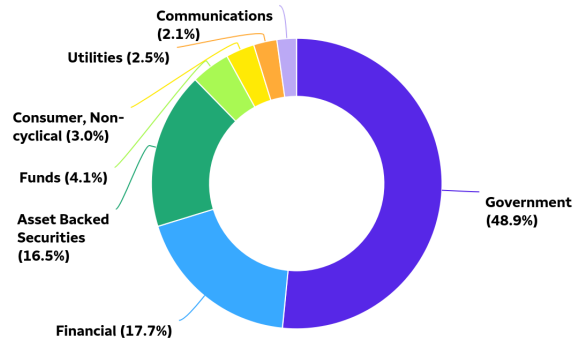
Contra Costa County

Account: XXX235

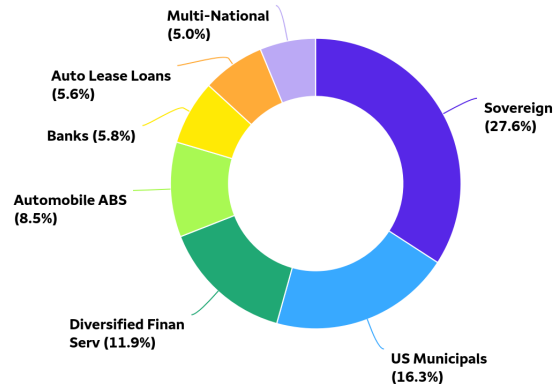
Investment Strategy: Global Liquidity Solutions

Primary Benchmark: ICE BofA US 6-Month Treasury Bill Index

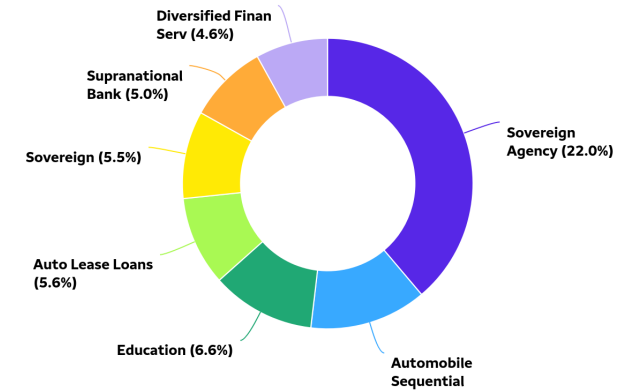
Industry Sector



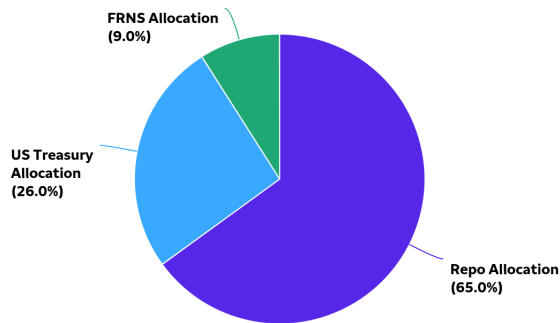
Industry Group




Industry Subgroup



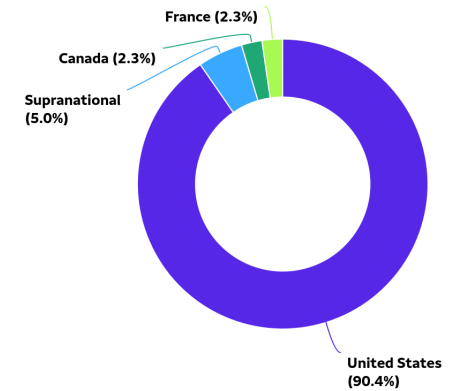
MMF Asset Allocation



Currency



Country



The information contained in this report represents estimated trade date investment calculations. Certain calculations may not be available for all time periods. Please refer to your custody statement for official portfolio holdings and transactions. Note that certain accounting methods may cause differences between this investment report and your custody statement.

# Risk Summary

US Dollar

01 July 2022 to 30 September 2022

Contra Costa County

Account: XXX235

Investment Strategy: Global Liquidity Solutions

Primary Benchmark: ICE BofA US 6-Month Treasury Bill Index

1: \* Grouped by: Issuer Concentration. 2: \* Groups Sorted by: % of Base Market Value + Accrued.

# Performance Summary Gross of Fees

US Dollar

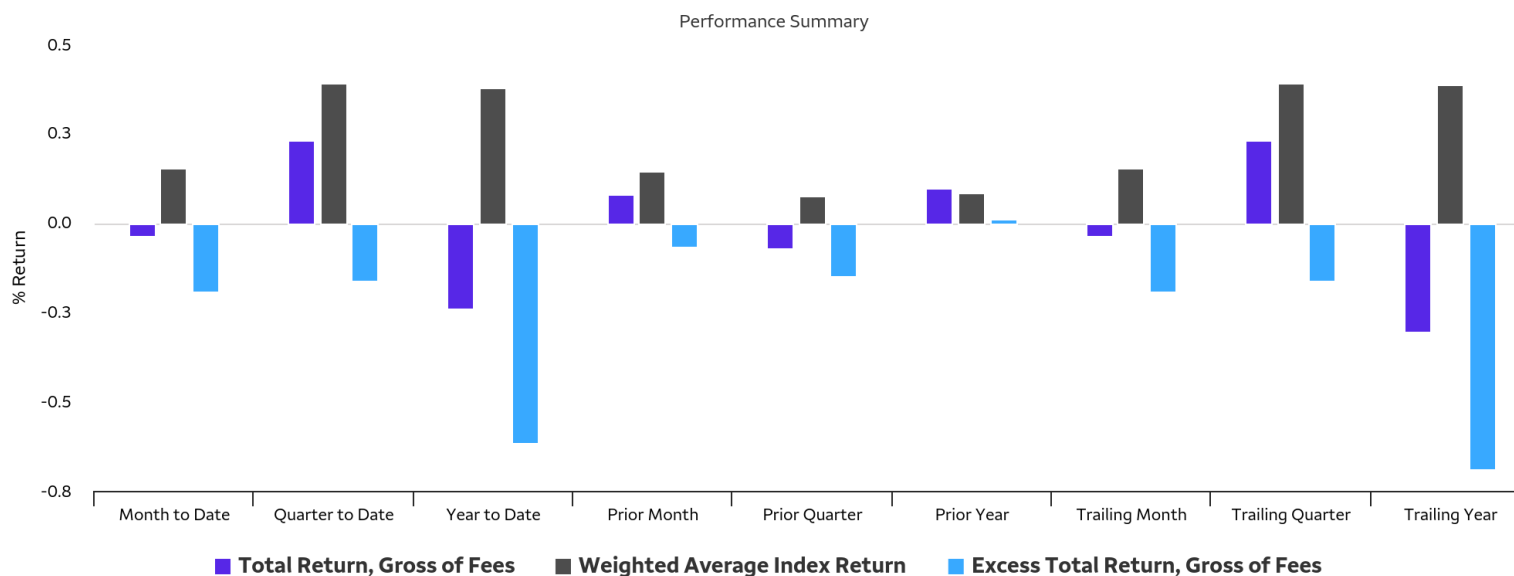
01 July 2022 to 30 September 2022

Contra Costa County

Account: XXX235

Investment Strategy: Global Liquidity Solutions

Primary Benchmark: ICE BofA US 6-Month Treasury Bill Index



Period	Period Begin	Period End	Total Return, Gross of Fees	Weighted Average Index Return	Excess Total Return, Gross of Fees
Month to Date	09/01/2022	09/30/2022	-0.04%	0.15%	-0.19%
Quarter to Date	07/01/2022	09/30/2022	0.23%	0.39%	-0.16%
Year to Date	01/01/2022	09/30/2022	-0.24%	0.38%	-0.62%
Prior Month	08/01/2022	08/31/2022	0.08%	0.14%	-0.07%
Prior Quarter	04/01/2022	06/30/2022	-0.07%	0.08%	-0.15%
Prior Year	01/01/2021	12/31/2021	0.10%	0.09%	0.01%
Trailing Month	09/01/2022	09/30/2022	-0.04%	0.15%	-0.19%
Trailing Quarter	07/01/2022	09/30/2022	0.23%	0.39%	-0.16%
Trailing Year	10/01/2021	09/30/2022	-0.30%	0.39%	-0.69%

Account	Index	Index Start Date	Index End Date
Contra Costa County	ML 6 Month T-Bill	01/01/1980	11/30/2004
Contra Costa County	ICE BofA US 6-Month Treasury Bill Index	12/01/2004	---

Gross of Fees (includes trading).

The information contained in this report represents estimated trade date investment calculations. Certain calculations may not be available for all time periods. Please refer to your custody statement for official portfolio holdings and transactions. Note that certain accounting methods may cause differences between this investment report and your custody statement.

# Performance Summary Gross of Fees

US Dollar

01 July 2022 to 30 September 2022

Contra Costa County

Account: XXX235

Investment Strategy: Global Liquidity Solutions

Primary Benchmark: ICE BofA US 6-Month Treasury Bill Index

Returns are actual and have not been annualized.

No Tax Adjustment.

Note that data will not exist prior to the performance inception date of: 04/01/2001.

Historical data exists for the options shown below, only available on historical data boundaries:

Begin Date, End Date	Return Type, Fee Options	Tax Options
04/01/2001 01/31/2011	Total Return Gross of Fees, Net of Fees	Gross Down Method, Gross Up Method, No Tax Adjustment
04/01/2001 01/31/2011	Income Return Gross of Fees	No Tax Adjustment
04/01/2001 01/31/2011	Price Return Gross of Fees	No Tax Adjustment
01/01/2008 01/31/2011	Book Return Gross of Fees, Net of Fees	Gross Down Method, Gross Up Method, No Tax Adjustment

Reported Index Return is always Total Return.

# Performance Summary Net of Fees

US Dollar

01 July 2022 to 30 September 2022

Contra Costa County

Account: XXX235

Investment Strategy: Global Liquidity Solutions

Primary Benchmark: ICE BofA US 6-Month Treasury Bill Index



Period	Period Begin	Period End	Total Return, Net of Fees	Weighted Average Index Return	Excess Total Return, Net of Fees
Month to Date	09/01/2022	09/30/2022	-0.05%	0.15%	-0.20%
Quarter to Date	07/01/2022	09/30/2022	0.21%	0.39%	-0.19%
Year to Date	01/01/2022	09/30/2022	-0.30%	0.38%	-0.68%
Prior Month	08/01/2022	08/31/2022	0.07%	0.14%	-0.07%
Prior Quarter	04/01/2022	06/30/2022	-0.10%	0.08%	-0.17%
Prior Year	01/01/2021	12/31/2021	0.00%	0.09%	-0.08%
Trailing Month	09/01/2022	09/30/2022	-0.05%	0.15%	-0.20%
Trailing Quarter	07/01/2022	09/30/2022	0.21%	0.39%	-0.19%
Trailing Year	10/01/2021	09/30/2022	-0.39%	0.39%	-0.78%

Account	Index	Index Start Date	Index End Date
Contra Costa County	ML 6 Month T-Bill	01/01/1980	11/30/2004
Contra Costa County	ICE BofA US 6-Month Treasury Bill Index	12/01/2004	---

Net of Fees (includes management and trading).

The information contained in this report represents estimated trade date investment calculations. Certain calculations may not be available for all time periods. Please refer to your custody statement for official portfolio holdings and transactions. Note that certain accounting methods may cause differences between this investment report and your custody statement.

# Performance Summary Net of Fees

US Dollar

01 July 2022 to 30 September 2022

Contra Costa County

Account: XXX235

Investment Strategy: Global Liquidity Solutions

Primary Benchmark: ICE BofA US 6-Month Treasury Bill Index

Returns are actual and have not been annualized.

No Tax Adjustment.

Note that data will not exist prior to the performance inception date of: 04/01/2001.

Historical data exists for the options shown below, only available on historical data boundaries:

Begin Date, End Date	Return Type, Fee Options	Tax Options
04/01/2001 01/31/2011	Total Return Gross of Fees, Net of Fees	Gross Down Method, Gross Up Method, No Tax Adjustment
04/01/2001 01/31/2011	Income Return Gross of Fees	No Tax Adjustment
04/01/2001 01/31/2011	Price Return Gross of Fees	No Tax Adjustment
01/01/2008 01/31/2011	Book Return Gross of Fees, Net of Fees	Gross Down Method, Gross Up Method, No Tax Adjustment

Reported Index Return is always Total Return.

# GAAP FX Financials

US Dollar

01 July 2022 to 30 September 2022

Contra Costa County

Account: XXX235

Investment Strategy: Global Liquidity Solutions

Primary Benchmark: ICE BofA US 6-Month Treasury Bill Index

Balance Sheet	As of:	Contra Costa County	
		06/30/2022	09/30/2022
Book Value		43,945,755.07	44,000,914.47
Accrued Balance		113,192.13	112,513.26
<b>Book Value + Accrued</b>		<b>44,058,947.20</b>	<b>44,113,427.72</b>
Net FX Unrealized Accrued Gain/Loss		0.00	0.00
Net FX Unrealized Carrying Value Security Gain/Loss		0.00	0.00
Net Market Unrealized Carrying Value Gain/Loss		-377,602.32	-441,330.99
<b>Carrying Value and Accrued</b>		<b>43,681,344.88</b>	<b>43,672,096.73</b>

Income Statement	Begin Date End Date	Contra Costa County	
		07/01/2022 09/30/2022	
<b>Net Amortization/Accretion Income</b>			18,661.28
Interest Income		145,211.24	
Dividend Income		0.00	
Foreign Tax Withheld Expense		0.00	
Misc Income		0.00	
Net FX Allowance Expense		0.00	
Net Market Allowance Expense		0.00	
<b>Income Subtotal</b>			<b>145,211.24</b>
Net FX Realized Gain/Loss		0.00	
Net Market Realized Gain/Loss		0.01	
Net Total Holding Gain/Loss		0.00	
Total Impairment Loss		0.00	
<b>Net Total Gain/Loss</b>			<b>0.01</b>
Expense		-10,383.05	
<b>Net Income</b>			<b>153,489.47</b>
Transfers In/Out			-99,008.95
Change in FX Unrealized Gain/Loss			0.00
Change in Market Unrealized Gain/Loss			-63,728.67

The information contained in this report represents estimated trade date investment calculations. Certain calculations may not be available for all time periods. Please refer to your custody statement for official portfolio holdings and transactions. Note that certain accounting methods may cause differences between this investment report and your custody statement.



# GAAP FX Financials

US Dollar

01 July 2022 to 30 September 2022

Contra Costa County

Account: XXX235

Investment Strategy: Global Liquidity Solutions

Primary Benchmark: ICE BofA US 6-Month Treasury Bill Index

Statement of Cash Flows	Contra Costa County	
	Begin Date	07/01/2022
	End Date	09/30/2022
<b>Net Income</b>		153,489.47
Amortization/Accretion on MS	-5,942.74	
Change in Accrued on MS	18,549.14	
Net Gain/Loss on MS	-0.01	
Change in Unrealized G/L on CE	193.57	
<b>Subtotal</b>		12,799.96
Purchase of MS	-9,209,274.25	
Purchased Accrued of MS	-18,324.25	
Sales of MS	2,025,625.22	
Sold Accrued of MS	0.00	
Maturities of MS	7,490,000.00	
<b>Net Purchases/Sales</b>		288,026.72
Transfers of Cash & CE		-99,008.95
<b>Total Change in Cash &amp; CE</b>		355,307.20
Beginning Cash & CE		3,760,384.14
<b>Ending Cash &amp; CE</b>		4,115,691.34

# Income Detail

US Dollar

01 July 2022 to 30 September 2022

Contra Costa County

Account: XXX235

Investment Strategy: Global Liquidity Solutions

Primary Benchmark: ICE BofA US 6-Month Treasury Bill Index

Identifier, Description	Ending Base Current Units, Coupon	Effective Maturity, Final Maturity	Transfers In/Out, Settle Date	Interest/Dividend Income, Net Amortization/ Accretion Income	Net Realized Gain/ Loss	Base Expense, Base Net Income
94975P405 ALLSPRING:GOVT MM I	1,801,276.43 2.70	09/30/2022 09/30/2022	0.00 ---	7,901.80 0.00	0.00	0.00 7,901.80
023135AJ5 AMAZON.COM INC	300,000.00 2.50	11/29/2022 11/29/2022	0.00 09/16/2022	312.50 81.61	0.00	0.00 394.10
03066RAB1 AMCAR 2021-2 A2	130,891.91 0.26	11/12/2022 11/18/2024	0.00 06/16/2021	133.69 1.52	0.00	0.00 135.21
03065WAB1 AMCAR 2022-2 A2A	500,000.00 4.20	06/12/2023 12/18/2025	0.00 06/22/2022	5,250.00 5.25	0.00	0.00 5,255.25
037833DL1 APPLE INC	0.00 1.70	09/11/2022 09/11/2022	0.00 08/02/2021	991.67 -892.80	0.00	0.00 98.87
037833AK6 APPLE INC	300,000.00 2.40	05/03/2023 05/03/2023	0.00 01/21/2022	1,800.00 -1,172.56	0.00	0.00 627.44
04821UJ86 Atlantic Asset Securitization Corp.	0.00 0.00	09/08/2022 09/08/2022	0.00 05/10/2022	0.00 3,680.00	0.00	0.00 3,680.00
06051GJX8 BANK OF AMERICA CORP	500,000.00 3.34	05/28/2024 05/28/2024	0.00 05/28/2021	3,119.91 0.00	0.00	0.00 3,119.91
06051GJX8 BANK OF AMERICA CORP	150,000.00 3.34	05/28/2024 05/28/2024	0.00 10/18/2021	935.97 -58.30	0.00	0.00 877.67
06406RAM9 BANK OF NEW YORK MELLON CORP	650,000.00 1.85	01/27/2023 01/27/2023	0.00 03/26/2021	3,006.25 -2,623.07	0.00	0.00 383.18
09247XAL5 BLACKROCK INC	500,000.00 3.50	03/18/2024 03/18/2024	0.00 05/27/2022	4,375.00 -1,112.07	0.00	0.00 3,262.93
05591RAC8 BMWLT 2021-1 A3	338,265.08 0.29	01/24/2023 01/25/2024	0.00 04/29/2022	314.54 2,151.68	0.00	0.00 2,466.22
130658QY6 CALIFORNIA ST DEPT VET AFFAIRS HOME PUR REV	1,000,000.00 0.25	12/01/2022 12/01/2022	0.00 08/12/2021	635.00 0.00	0.00	0.00 635.00
14315NAC4 CARMX 2019-1 A3	0.00 3.05	09/15/2022 03/15/2024	0.00 04/09/2021	276.90 -227.03	0.00	0.00 49.87
14317CAB8 CARMX 2022-1 A2	368,236.73 0.91	03/09/2023 02/18/2025	0.00 01/26/2022	986.41 9.11	0.00	0.00 995.52
CCYUSD Cash	14,995.14 0.00	09/30/2022 09/30/2022	-99,008.95 ---	0.00 0.00	0.00	-10,383.05 -10,383.05
14913R2N6 CATERPILLAR FINANCIAL SERVICES CORP	700,000.00 2.54	11/17/2022 11/17/2022	0.00 05/21/2021	4,070.23 -70.90	0.00	0.00 3,999.33
161571HP2 CHAIT 2020-1 A	500,000.00 1.53	01/13/2023 01/15/2023	0.00 09/22/2022	191.25 264.44	0.00	0.00 455.69
808513AT2 CHARLES SCHWAB CORP	700,000.00 2.65	01/25/2023 01/25/2023	0.00 01/14/2022	4,637.50 -3,628.80	0.00	0.00 1,008.70
166756AG1 CHEVRON USA INC	0.00 1.51	08/12/2022 08/12/2022	0.00 08/12/2020	704.60 0.00	0.00	0.00 704.60
17325FAS7 CITIBANK NA	600,000.00 3.65	01/23/2024 01/23/2024	0.00 08/25/2022	2,190.00 -70.49	0.00	0.00 2,119.51
14044CAB8 COPAR 2021-1 A2	703,174.45 0.32	02/08/2023 02/18/2025	0.00 08/23/2022	254.06 2,017.60	0.00	0.00 2,271.66

The information contained in this report represents estimated trade date investment calculations. Certain calculations may not be available for all time periods. Please refer to your custody statement for official portfolio holdings and transactions. Note that certain accounting methods may cause differences between this investment report and your custody statement.

# Income Detail

US Dollar

01 July 2022 to 30 September 2022

Contra Costa County

Account: XXX235

Investment Strategy: Global Liquidity Solutions

Primary Benchmark: ICE BofA US 6-Month Treasury Bill Index

Identifier, Description	Ending Base Current Units, Coupon	Effective Maturity, Final Maturity	Transfers In/Out, Settle Date	Interest/Dividend Income, Net Amortization/ Accretion Income	Net Realized Gain/ Loss	Base Expense, Base Net Income
223047AA9 COVINA CALIF PENSION OBLIG	0.00 0.30	08/01/2022 08/01/2022	0.00 07/28/2021	163.21 0.00	0.00	0.00 163.21
275282PP0 EAST SIDE UN HIGH SCH DIST CALIF SANTA CLARA CNTY	0.00 0.45	08/01/2022 08/01/2022	0.00 10/29/2020	188.75 0.00	0.00	0.00 188.75
30231GAR3 EXXON MOBIL CORP	390,000.00 2.73	03/01/2023 03/01/2023	0.00 02/17/2022	2,657.85 -1,420.53	0.00	0.00 1,237.32
30231GBB7 EXXON MOBIL CORP	0.00 1.90	08/16/2022 08/16/2022	0.00 06/22/2022	998.55 347.76	0.00	0.00 1,346.31
313313T32 FEDERAL FARM CREDIT BANKS FUNDING CORP	1,000,000.00 0.00	12/15/2022 12/15/2022	0.00 02/02/2022	0.00 1,916.67	0.00	0.00 1,916.67
313313H50 FEDERAL FARM CREDIT BANKS FUNDING CORP	0.00 0.00	09/28/2022 09/28/2022	0.00 02/16/2022	0.00 2,126.11	0.00	0.00 2,126.11
3133EM4P4 FEDERAL FARM CREDIT BANKS FUNDING CORP	750,000.00 0.15	04/14/2023 04/14/2023	0.00 09/20/2021	281.25 62.35	0.00	0.00 343.60
3133EMVP4 FEDERAL FARM CREDIT BANKS FUNDING CORP	1,000,000.00 0.13	04/13/2023 04/13/2023	0.00 04/26/2022	312.50 4,825.82	0.00	0.00 5,138.32
313313E38 FEDERAL FARM CREDIT BANKS FUNDING CORP	0.00 0.00	09/02/2022 09/02/2022	0.00 08/01/2022	0.00 1,937.78	0.00	0.00 1,937.78
313312GN4 FEDERAL FARM CREDIT BANKS FUNDING CORP	1,000,000.00 0.00	06/06/2023 06/06/2023	0.00 09/02/2022	0.00 2,742.92	0.00	0.00 2,742.92
3130A3KM5 FEDERAL HOME LOAN BANKS	500,000.00 2.50	12/09/2022 12/09/2022	0.00 08/18/2021	3,125.00 -2,967.58	0.00	0.00 157.42
3130AQF57 FEDERAL HOME LOAN BANKS	500,000.00 0.63	12/22/2023 12/22/2023	0.00 12/22/2021	781.25 139.26	0.00	0.00 920.51
313385R32 FEDERAL HOME LOAN BANKS	1,000,000.00 0.00	11/29/2022 11/29/2022	0.00 05/05/2022	0.00 3,807.78	0.00	0.00 3,807.78
313384ET2003 FEDERAL HOME LOAN BANKS	1,000,000.00 0.00	04/23/2023 04/23/2023	0.00 06/24/2022	0.00 7,179.17	0.00	0.00 7,179.17
313385J64 FEDERAL HOME LOAN BANKS	1,000,000.00 0.00	10/07/2022 10/07/2022	0.00 07/06/2022	0.00 4,833.34	0.00	0.00 4,833.34
313385M60 FEDERAL HOME LOAN BANKS	1,000,000.00 0.00	10/31/2022 10/31/2022	0.00 08/30/2022	0.00 2,391.11	0.00	0.00 2,391.11
3130A0XE5 FEDERAL HOME LOAN BANKS	1,000,000.00 3.25	03/08/2024 03/08/2024	0.00 09/29/2022	180.56 57.53	0.00	0.00 238.09
341081GD3 FLORIDA POWER & LIGHT CO	600,000.00 2.63	05/10/2023 05/10/2023	0.00 05/10/2021	3,639.09 0.00	0.00	0.00 3,639.09
345329AB2 FORDL 2021-B A2	182,756.68 0.24	12/26/2022 04/15/2024	0.00 09/24/2021	139.66 0.71	0.00	0.00 140.37
34528LAB1 FORDL 2022-A A2A	169,569.24 2.78	05/10/2023 10/15/2024	0.00 04/26/2022	1,180.96 0.64	0.00	0.00 1,181.60
380130AB0 GMALT 2022-3 A2A	410,000.00 4.01	08/28/2023 10/21/2024	0.00 08/17/2022	2,009.45 2.79	0.00	0.00 2,012.25

The information contained in this report represents estimated trade date investment calculations. Certain calculations may not be available for all time periods. Please refer to your custody statement for official portfolio holdings and transactions. Note that certain accounting methods may cause differences between this investment report and your custody statement.

# Income Detail

US Dollar

01 July 2022 to 30 September 2022

Contra Costa County

Account: XXX235

Investment Strategy: Global Liquidity Solutions

Primary Benchmark: ICE BofA US 6-Month Treasury Bill Index

Identifier, Description	Ending Base Current Units, Coupon	Effective Maturity, Final Maturity	Transfers In/Out, Settle Date	Interest/Dividend Income, Net Amortization/ Accretion Income	Net Realized Gain/ Loss	Base Expense, Base Net Income
36258NAC6 GMCAR 2020-1 A3	123,527.59 1.84	12/19/2022 09/16/2024	0.00 02/17/2021	700.09 -747.21	0.00	0.00 -47.12
380149AB0 GMCAR 212 A2	46,180.96 0.27	10/29/2022 06/17/2024	0.00 10/04/2021	56.14 -21.19	-0.01	0.00 34.94
43815GAB5 HAROT 2021-4 A2	454,669.08 0.39	02/01/2023 05/21/2024	0.00 11/24/2021	535.38 4.67	0.00	0.00 540.05
44934KAB0 HART 2021-B A2	209,022.58 0.24	12/12/2022 05/15/2024	0.00 07/28/2021	165.27 8.35	0.00	0.00 173.63
419792F68 HAWAII ST	0.00 0.25	08/01/2022 08/01/2022	0.00 10/12/2021	61.75 0.00	0.00	0.00 61.75
427866AZ1 HERSHEY CO	600,000.00 3.38	05/15/2023 05/15/2023	0.00 02/11/2022	5,062.50 -3,275.89	0.00	0.00 1,786.61
438516BT2 HONEYWELL INTERNATIONAL INC	0.00 2.15	08/08/2022 08/08/2022	0.00 11/16/2021	441.94 -71.56	0.00	0.00 370.39
4581XODA3 INTER-AMERICAN DEVELOPMENT BANK	1,000,000.00 2.50	01/18/2023 01/18/2023	0.00 07/28/2021	6,250.00 -5,864.79	0.00	0.00 385.21
459058JV6 INTERNATIONAL BANK FOR RECONSTRUCTION AND DEVELOPM	0.00 0.13	04/20/2023 04/20/2023	0.00 05/26/2021	2.50 0.00	0.00	0.00 2.50
459058GU1 INTERNATIONAL BANK FOR RECONSTRUCTION AND DEVELOPM	0.00 2.13	07/01/2022 07/01/2022	0.00 11/24/2021	0.00 0.00	0.00	0.00 0.00
459058JV6 INTERNATIONAL BANK FOR RECONSTRUCTION AND DEVELOPM	500,000.00 0.13	04/20/2023 04/20/2023	0.00 05/26/2021	155.99 86.17	0.00	0.00 242.15
45950KCW8 INTERNATIONAL FINANCE CORP	700,000.00 3.08	06/30/2023 06/30/2023	0.00 06/30/2021	3,776.25 0.00	0.00	0.00 3,776.25
47787NAC3 JDOT 2020-B A3	397,641.38 0.51	03/24/2023 11/15/2024	0.00 09/09/2021	570.40 -290.30	0.01	0.00 280.10
46625HJH4 JPMORGAN CHASE & CO	700,000.00 3.20	01/25/2023 01/25/2023	0.00 02/04/2022	5,600.00 -4,025.45	0.00	0.00 1,574.55
4820P3JV6 Jupiter Securitization Company LLC	0.00 0.00	09/29/2022 09/29/2022	0.00 08/19/2022	0.00 2,676.39	0.00	0.00 2,676.39
54438CYY2 LOS ANGELES CALIF CMNTY COLLEGE DIST	500,000.00 3.80	02/01/2023 02/01/2023	0.00 09/29/2022	105.56 0.00	0.00	0.00 105.56
58769KAC8 MBALT 2021-B A2	129,398.92 0.22	11/27/2022 01/16/2024	0.00 06/29/2021	94.02 2.85	0.01	0.00 96.87
58769TAD7 MBART 2019-1 A3	43,714.84 1.94	11/05/2022 03/15/2024	0.00 03/26/2021	336.09 -334.24	0.00	0.00 1.86
612574EQ2 MONTEREY PENINSULA CALIF CMNTY COLLEGE DIST	0.00 1.20	08/01/2023 08/01/2023	0.00 08/25/2021	700.00 -537.58	0.00	0.00 162.42
612574EQ2 MONTEREY PENINSULA CALIF CMNTY COLLEGE DIST	700,000.00 1.20	08/01/2023 08/01/2023	0.00 08/25/2021	1,400.00 -1,057.82	0.00	0.00 342.18

The information contained in this report represents estimated trade date investment calculations. Certain calculations may not be available for all time periods. Please refer to your custody statement for official portfolio holdings and transactions. Note that certain accounting methods may cause differences between this investment report and your custody statement.

# Income Detail

US Dollar

01 July 2022 to 30 September 2022

Contra Costa County

Account: XXX235

Investment Strategy: Global Liquidity Solutions

Primary Benchmark: ICE BofA US 6-Month Treasury Bill Index

Identifier, Description	Ending Base Current Units, Coupon	Effective Maturity, Final Maturity	Transfers In/Out, Settle Date	Interest/Dividend Income, Net Amortization/ Accretion Income	Net Realized Gain/ Loss	Base Expense, Base Net Income
61746BDJ2 MORGAN STANLEY	600,000.00 3.75	02/25/2023 02/25/2023	0.00 05/24/2022	5,625.00 -1,803.47	0.00	0.00 3,821.53
65480DAC7 NALT 2021-A A3	355,000.00 0.52	06/19/2023 08/15/2024	0.00 03/04/2022	461.49 1,011.65	0.00	0.00 1,473.14
65480DAC7 NALT 2021-A A3	300,000.00 0.52	06/19/2023 08/15/2024	0.00 05/19/2022	390.00 1,551.77	0.00	0.00 1,941.76
630362EN7 NAPA VY CALIF UNI SCH DIST	0.00 0.34	08/01/2023 08/01/2023	0.00 08/17/2021	113.33 0.00	0.00	0.00 113.33
630362EN7 NAPA VY CALIF UNI SCH DIST	400,000.00 0.34	08/01/2023 08/01/2023	0.00 08/17/2021	226.67 0.00	0.00	0.00 226.67
65479HAC1 NAROT 2019-B A3	27,796.32 2.50	10/18/2022 11/15/2023	0.00 12/07/2020	359.70 -376.17	0.00	0.00 -16.47
63743HEV0 NATIONAL RURAL UTILITIES COOPERATIVE FINANCE CORP	500,000.00 2.99	02/16/2023 02/16/2023	0.00 06/08/2021	2,851.27 39.45	0.00	0.00 2,890.72
63743HEV0 NATIONAL RURAL UTILITIES COOPERATIVE FINANCE CORP	250,000.00 2.99	02/16/2023 02/16/2023	0.00 06/25/2021	1,425.64 19.90	0.00	0.00 1,445.54
63763QGB7 National Securities Clearing Corporation	0.00 0.00	07/11/2022 07/11/2022	0.00 05/17/2022	0.00 291.67	0.00	0.00 291.67
665859AN4 NORTHERN TRUST CORP	0.00 2.38	08/02/2022 08/02/2022	0.00 03/26/2021	204.51 -189.93	0.00	0.00 14.59
67066GAK0 NVIDIA CORP	600,000.00 0.31	06/15/2023 06/15/2023	0.00 06/16/2021	463.50 0.00	0.00	0.00 463.50
675383TH6 OCEANSIDE CALIF UNI SCH DIST	0.00 0.38	08/01/2023 08/01/2023	0.00 08/17/2021	95.00 0.00	0.00	0.00 95.00
675383TH6 OCEANSIDE CALIF UNI SCH DIST	300,000.00 0.38	08/01/2023 08/01/2023	0.00 08/17/2021	190.00 0.00	0.00	0.00 190.00
678858BWO OKLAHOMA GAS AND ELECTRIC CO	490,000.00 0.55	05/26/2023 05/26/2023	0.00 05/27/2021	677.42 0.00	0.00	0.00 677.42
67983UKS1 Old Line Funding, LLC	1,000,000.00 0.00	10/26/2022 10/26/2022	0.00 09/13/2022	0.00 1,440.00	0.00	0.00 1,440.00
69371RQ33 PACCAR FINANCIAL CORP	0.00 2.00	09/26/2022 09/26/2022	0.00 03/25/2021	2,833.33 -2,464.79	0.00	0.00 368.54
735000TK7 PORT OAKLAND CALIF REV	800,000.00 0.82	05/01/2023 05/01/2023	0.00 03/31/2022	1,642.00 2,535.11	0.00	0.00 4,177.11
CCYUSD Receivable	1,934.16 0.00	09/30/2022 09/30/2022	0.00 ---	0.00 0.00	0.00	0.00 0.00
757696AP4 REDONDO BEACH CALIF CMNTY FING AUTH LEASE REV	325,000.00 0.41	05/01/2023 05/01/2023	0.00 07/15/2021	337.19 0.00	0.00	0.00 337.19
76913DFT9 RIVERSIDE CNTY CALIF INFRASTRUCTURE FING AUTH LEAS	750,000.00 0.40	11/01/2022 11/01/2022	0.00 10/19/2021	746.25 0.00	0.00	0.00 746.25

The information contained in this report represents estimated trade date investment calculations. Certain calculations may not be available for all time periods. Please refer to your custody statement for official portfolio holdings and transactions. Note that certain accounting methods may cause differences between this investment report and your custody statement.

# Income Detail

US Dollar

01 July 2022 to 30 September 2022

Contra Costa County

Account: XXX235

Investment Strategy: Global Liquidity Solutions

Primary Benchmark: ICE BofA US 6-Month Treasury Bill Index

Identifier, Description	Ending Base Current Units, Coupon	Effective Maturity, Final Maturity	Transfers In/Out, Settle Date	Interest/Dividend Income, Net Amortization/ Accretion Income	Net Realized Gain/ Loss	Base Expense, Base Net Income
797272RJ2 SAN DIEGO CALIF CMNTY COLLEGE DIST	0.00 0.50	08/01/2022 08/01/2022	0.00 12/28/2021	103.54 0.00	0.00	0.00 103.54
797356DC3 SAN DIEGO CALIF UNI SCH DIST	0.00 0.20	07/01/2022 07/01/2022	0.00 10/21/2021	0.00 0.00	0.00	0.00 0.00
797400MN5 SAN DIEGO CNTY CALIF REGL TRANSN COMMN SALES TAX R	300,000.00 5.00	10/01/2022 10/01/2022	0.00 03/23/2021	3,750.00 -3,612.78	0.00	0.00 137.22
797686EK4 SAN FRANCISCO CALIF MUN TRANSN AGY REV	835,000.00 0.25	03/01/2023 03/01/2023	0.00 02/23/2021	519.79 0.00	0.00	0.00 519.79
799381AA6 SAN RAMON	0.00 0.28	07/01/2022 07/01/2022	0.00 11/18/2021	0.00 0.00	0.00	0.00 0.00
801747AB2 SANTA CRUZ METROPOLITAN TRANSIT DISTRICT	0.00 1.64	08/01/2023 08/01/2023	0.00 03/01/2022	375.60 0.00	0.00	0.00 375.60
801747AA4 SANTA CRUZ METROPOLITAN TRANSIT DISTRICT	0.00 1.54	08/01/2022 08/01/2022	0.00 03/01/2022	416.81 0.00	0.00	0.00 416.81
801747AB2 SANTA CRUZ METROPOLITAN TRANSIT DISTRICT	275,000.00 1.64	08/01/2023 08/01/2023	0.00 03/01/2022	751.21 0.00	0.00	0.00 751.21
80285VAB5 SDART 2021-4 A2	0.00 0.37	09/15/2022 08/15/2024	0.00 10/27/2021	31.62 1.45	-0.01	0.00 33.07
80285VAC3 SDART 2021-4 A3	463,486.87 0.51	12/30/2022 08/15/2025	0.00 06/28/2022	629.22 2,022.05	0.00	0.00 2,651.27
89190GAB3 TAOT 2021-B A2	101,369.46 0.14	11/09/2022 01/16/2024	0.00 06/14/2021	52.17 0.91	0.01	0.00 53.09
89239KAC5 TAOT 2022-A A3	500,000.00 1.23	03/30/2024 06/15/2026	0.00 06/21/2022	1,537.50 1,867.76	0.00	0.00 3,405.26
88602UHV5 Thunder Bay Funding, LLC	0.00 0.00	08/29/2022 08/29/2022	0.00 07/08/2022	0.00 2,932.22	0.00	0.00 2,932.22
89236THN8 TOYOTA MOTOR CREDIT CORP	600,000.00 2.54	10/14/2022 10/14/2022	0.00 04/20/2021	3,744.37 -259.70	0.00	0.00 3,484.66
86787EBC0 TRUIST BANK	600,000.00 3.20	04/01/2024 04/01/2024	0.00 05/19/2022	4,800.00 -50.29	0.00	0.00 4,749.71
91282CDV0 UNITED STATES TREASURY	1,000,000.00 0.88	01/31/2024 01/31/2024	0.00 01/31/2022	2,199.32 388.91	0.00	0.00 2,588.24
91282CFA4 UNITED STATES TREASURY	500,000.00 3.00	07/31/2024 07/31/2024	0.00 08/10/2022	2,119.56 185.94	0.00	0.00 2,305.50
91282CEG2 UNITED STATES TREASURY	1,000,000.00 2.25	03/31/2024 03/31/2024	0.00 08/30/2022	1,967.55 997.41	0.00	0.00 2,964.96
91324PDD1 UNITEDHEALTH GROUP INC	700,000.00 2.38	10/15/2022 10/15/2022	0.00 12/01/2021	4,156.25 -3,574.40	0.00	0.00 581.85
91412GWZ4 UNIVERSITY CALIF REVS	1,000,000.00 2.91	05/15/2023 05/15/2023	0.00 07/11/2022	6,464.45 197.01	0.00	0.00 6,661.46
92512ML23 Versailles Commercial Paper LLC	1,000,000.00 0.00	11/02/2022 11/02/2022	0.00 07/22/2022	0.00 5,719.44	0.00	0.00 5,719.44

The information contained in this report represents estimated trade date investment calculations. Certain calculations may not be available for all time periods. Please refer to your custody statement for official portfolio holdings and transactions. Note that certain accounting methods may cause differences between this investment report and your custody statement.

# Income Detail

US Dollar

01 July 2022 to 30 September 2022

Contra Costa County

Account: XXX235

Investment Strategy: Global Liquidity Solutions

Primary Benchmark: ICE BofA US 6-Month Treasury Bill Index

Identifier, Description	Ending Base Current Units, Coupon	Effective Maturity, Final Maturity	Transfers In/Out, Settle Date	Interest/Dividend Income, Net Amortization/Accretion Income	Net Realized Gain/Loss	Base Expense, Base Net Income
92646LG87 Victory Receivables Corporation	0.00 0.00	07/08/2022 07/08/2022	0.00 05/09/2022	0.00 210.00	0.00	0.00 210.00
92826CAC6 VISA INC	300,000.00 2.80	12/14/2022 12/14/2022	0.00 12/21/2021	2,100.00 -1,845.58	0.00	0.00 254.42
92868AAB1 VWALT 2022-A A2	610,000.00 3.02	07/15/2023 10/21/2024	0.00 06/14/2022	4,605.51 7.88	0.00	0.00 4,613.39
92348AAA3 VZOT 2019-C A1A	76,147.07 1.94	11/23/2022 04/22/2024	0.00 03/25/2021	564.19 -634.42	0.00	0.00 -70.22
92348AAA3 VZOT 2019-C A1A	67,686.28 1.94	11/23/2022 04/22/2024	0.00 12/20/2021	501.50 -381.87	0.00	0.00 119.64
93114FGR9 Walmart Inc.	0.00 0.00	07/25/2022 07/25/2022	0.00 06/09/2022	0.00 410.00	0.00	0.00 410.00
98162VAD1 WOART 2019-B A3	109,677.61 2.59	10/21/2022 07/15/2024	0.00 02/03/2022	1,419.50 -867.07	0.00	0.00 552.44
---	<b>44,101,418.77</b>	<b>04/14/2023</b>	<b>-99,008.95</b>	<b>145,211.24</b>	<b>0.01</b>	<b>-10,383.05</b>
---	<b>1.57</b>	<b>07/17/2023</b>	<b>---</b>	<b>18,661.28</b>		<b>153,489.47</b>

\* Weighted by: Ending Base Market Value + Accrued. \* Holdings Displayed by: Lot.



# Balance Sheet Classification

US Dollar

01 July 2022 to 30 September 2022

Contra Costa County

Account: XXX235

Investment Strategy: Global Liquidity Solutions

Primary Benchmark: ICE BofA US 6-Month Treasury Bill Index

CE

Identifier, Description	Base Current Units, Market Price	Final Maturity, Coupon	Effective Maturity	Rating, Market Sector	Book Yield, Yield	Base Original Cost, Base Book Value, Base Net Total Unrealized Gain/Loss	Base Market Value, Base Accrued Balance, Base Market Value + Accrued
94975P405 ALLSPRING:GOVT MM I	1,801,276.43 1.0000	09/30/2022 2.70	09/30/2022	AAA Cash	2.70 2.70	1,801,276.43 1,801,276.43 0.00	1,801,276.43 0.00 1,801,276.43
CCYUSD Receivable	1,934.16 1.0000	09/30/2022 0.00	09/30/2022	AAA Cash	0.00 0.00	1,934.16 1,934.16 0.00	1,934.16 0.00 1,934.16
CCYUSD Cash	14,995.14 1.0000	09/30/2022 0.00	09/30/2022	AAA Cash	0.00 0.00	14,995.14 14,995.14 0.00	14,995.14 0.00 14,995.14
023135AJ5 AMAZON.COM INC	300,000.00 99.8390	11/29/2022 2.50	11/29/2022	AA Industrial	3.14 3.46	299,597.40 299,679.01 -162.01	299,517.00 2,541.67 302,058.67
313385M60 FEDERAL HOME LOAN BANKS	1,000,000.00 99.7681	10/31/2022 0.00	10/31/2022	A-1+ Agency	2.71 2.79	995,367.22 997,758.33 -77.33	997,681.00 0.00 997,681.00
67983UKS1 Old Line Funding, LLC	1,000,000.00 99.7746	10/26/2022 0.00	10/26/2022	A-1+ Financial	2.90 3.13	996,560.00 998,000.00 -254.06	997,745.94 0.00 997,745.94
---	4,118,205.73	10/18/2022	10/18/2022	AAA	2.77	4,109,730.35	4,113,149.67
---	56.1417	1.37		---	2.87	4,113,643.07 -493.40	2,541.67 4,115,691.34

ST

Identifier, Description	Base Current Units, Market Price	Final Maturity, Coupon	Effective Maturity	Rating, Market Sector	Book Yield, Yield	Base Original Cost, Base Book Value, Base Net Total Unrealized Gain/Loss	Base Market Value, Base Accrued Balance, Base Market Value + Accrued
46625HJH4 JPMORGAN CHASE & CO	700,000.00 99.6802	01/25/2023 3.20	01/25/2023	AA- Financial	0.91 4.19	715,533.00 705,075.57 -7,314.17	697,761.40 4,106.67 701,868.07
61746BDJ2 MORGAN STANLEY	600,000.00 99.7170	02/25/2023 3.75	02/25/2023	A+ Financial	2.52 4.39	605,430.00 602,881.62 -4,579.62	598,302.00 2,250.00 600,552.00
037833AK6 APPLE INC	300,000.00 98.9071	05/03/2023 2.40	05/03/2023	AAA Industrial	0.84 4.29	305,952.00 302,727.47 -6,006.17	296,721.30 2,960.00 299,681.30
91412GWZ4 UNIVERSITY CALIF REVS	1,000,000.00 99.1760	05/15/2023 2.91	05/15/2023	AA Municipal	3.00 4.19	999,260.00 999,457.01 -7,697.01	991,760.00 10,989.56 1,002,749.56
3130A3KM5 FEDERAL HOME LOAN BANKS	500,000.00 99.8171	12/09/2022 2.50	12/09/2022	AAA Agency	0.14 3.43	515,418.50 502,225.68 -3,140.18	499,085.50 3,888.89 502,974.39

The information contained in this report represents estimated trade date investment calculations. Certain calculations may not be available for all time periods. Please refer to your custody statement for official portfolio holdings and transactions. Note that certain accounting methods may cause differences between this investment report and your custody statement.

# Balance Sheet Classification

US Dollar

01 July 2022 to 30 September 2022

Contra Costa County

Account: XXX235

Investment Strategy: Global Liquidity Solutions

Primary Benchmark: ICE BofA US 6-Month Treasury Bill Index

Identifier, Description	Base Current Units, Market Price	Final Maturity, Coupon	Effective Maturity	Rating, Market Sector	Book Yield, Yield	Base Original Cost, Base Book Value, Base Net Total Unrealized Gain/Loss	Base Market Value, Base Accrued Balance, Base Market Value + Accrued
92826CAC6 VISA INC	300,000.00 99.7620	12/14/2022 2.80	12/14/2022	AA- Industrial	0.35 3.94	305,958.00 300,260.79 -974.79	299,286.00 2,496.67 301,782.67
30231GAR3 EXXON MOBIL CORP	390,000.00 99.5246	03/01/2023 2.73	03/01/2023	AA Industrial	1.27 3.87	394,910.10 391,420.53 -3,274.59	388,145.94 885.95 389,031.89
91324PDD1 UNITEDHEALTH GROUP INC	700,000.00 99.9270	10/15/2022 2.38	10/15/2022	A+ Industrial	0.35 3.60	712,355.00 700,543.93 -1,054.93	699,489.00 7,665.97 707,154.97
808513AT2 CHARLES SCHWAB CORP	700,000.00 99.6230	01/25/2023 2.65	01/25/2023	A Financial	0.59 3.83	713,608.00 703,352.70 -5,991.70	697,361.00 3,400.83 700,761.83
4581XODA3 INTER-AMERICAN DEVELOPMENT BANK	1,000,000.00 99.6580	01/18/2023 2.50	01/18/2023	AAA Government	0.16 3.63	1,034,360.00 1,006,948.50 -10,368.50	996,580.00 5,069.44 1,001,649.44
313384ET2003 FEDERAL HOME LOAN BANKS	1,000,000.00 97.8534	04/23/2023 0.00	04/23/2023	A-1+ Agency	2.86 3.87	976,355.56 984,080.97 -5,546.97	978,534.00 0.00 978,534.00
427866AZ1 HERSHEY CO	600,000.00 99.3630	05/15/2023 3.38	05/15/2023	A+ Industrial	1.20 4.41	615,240.00 606,979.07 -10,801.07	596,178.00 7,650.00 603,828.00
06406RAM9 BANK OF NEW YORK MELLON CORP	650,000.00 99.3566	01/27/2023 1.85	01/27/2023	AA- Financial	0.24 3.84	668,447.00 652,651.58 -6,833.68	645,817.90 2,137.78 647,955.68
161571HP2 CHAIT 2020-1 A	500,000.00 99.3784	01/15/2023 1.53	01/13/2023	AAA Asset Backed	3.66 3.70	496,621.09 496,885.53 6.47	496,892.00 340.00 497,232.00
89236THN8 TOYOTA MOTOR CREDIT CORP	600,000.00 99.9852	10/14/2022 2.54	10/14/2022	A+ Industrial	2.41 3.72	601,530.00 600,036.70 -125.50	599,911.20 3,339.61 603,250.81
735000TK7 PORT OAKLAND CALIF REV	800,000.00 97.8570	05/01/2023 0.82	05/01/2023	A+ Municipal	2.10 4.50	789,088.00 794,158.22 -11,302.22	782,856.00 2,736.67 785,592.67
797686EK4 SAN FRANCISCO CALIF MUN TRANSN AGY REV	835,000.00 98.4410	03/01/2023 0.25	03/01/2023	AA- Municipal	0.25 4.00	835,000.00 835,000.00 -13,017.65	821,982.35 173.26 822,155.61
63743HEV0 NATIONAL RURAL UTILITIES COOPERATIVE FINANCE CORP	500,000.00 99.8780	02/16/2023 2.99	02/16/2023	A Financial	3.02 4.32	499,735.00 499,940.83 -550.83	499,390.00 1,908.09 501,298.09
63743HEV0 NATIONAL RURAL UTILITIES COOPERATIVE FINANCE CORP	250,000.00 99.8780	02/16/2023 2.99	02/16/2023	A Financial	3.02 4.32	249,870.00 249,970.15 -275.15	249,695.00 954.04 250,649.04
797400MN5 SAN DIEGO CNTY CALIF REGL TRANSN COMMN SALES TAX R	300,000.00 100.0000	10/01/2022 5.00	10/01/2022	AAA Municipal	0.20 4.96	321,873.00 300,000.00 0.00	300,000.00 7,500.00 307,500.00

The information contained in this report represents estimated trade date investment calculations. Certain calculations may not be available for all time periods. Please refer to your custody statement for official portfolio holdings and transactions. Note that certain accounting methods may cause differences between this investment report and your custody statement.

# Balance Sheet Classification

US Dollar

01 July 2022 to 30 September 2022

Contra Costa County

Account: XXX235

Investment Strategy: Global Liquidity Solutions

Primary Benchmark: ICE BofA US 6-Month Treasury Bill Index

Identifier, Description	Base Current Units, Market Price	Final Maturity, Coupon	Effective Maturity	Rating, Market Sector	Book Yield, Yield	Base Original Cost, Base Book Value, Base Net Total Unrealized Gain/Loss	Base Market Value, Base Accrued Balance, Base Market Value + Accrued
3133EMVP4 FEDERAL FARM CREDIT BANKS FUNDING CORP	1,000,000.00 97.9058	04/13/2023 0.13	04/13/2023	AAA Agency	2.07 4.12	981,536.00 989,823.82 -10,765.82	979,058.00 583.33 979,641.33
459058JV6 INTERNATIONAL BANK FOR RECONSTRUCTION AND DEVELOPM	500,000.00 97.8873	04/20/2023 0.13	04/20/2023	AAA Government	0.19 4.01	499,350.00 499,811.74 -10,375.24	489,436.50 281.75 489,718.25
341081GD3 FLORIDA POWER & LIGHT CO	600,000.00 99.6948	05/10/2023 2.63	05/10/2023	A+ Utility	2.65 4.76	600,000.00 600,000.00 -1,831.20	598,168.80 2,253.83 600,422.63
14913R2N6 CATERPILLAR FINANCIAL SERVICES CORP	700,000.00 99.9859	11/17/2022 2.54	11/17/2022	A Industrial	2.55 3.40	700,420.00 700,036.22 -134.92	699,901.30 2,225.30 702,126.60
678858BWO OKLAHOMA GAS AND ELECTRIC CO	490,000.00 97.2000	05/26/2023 0.55	05/26/2023	A Utility	0.55 4.95	490,000.00 490,000.00 -13,720.00	476,280.00 940.87 477,220.87
67066GAK0 NVIDIA CORP	600,000.00 97.2347	06/15/2023 0.31	06/15/2023	A Industrial	0.31 4.31	600,000.00 600,000.00 -16,591.80	583,408.20 545.90 583,954.10
45950KCW8 INTERNATIONAL FINANCE CORP	700,000.00 99.9585	06/30/2023 3.08	06/30/2023	AAA Government	3.11 4.26	700,000.00 700,000.00 -290.50	699,709.50 59.89 699,769.39
757696AP4 REDONDO BEACH CALIF CMNTY FING AUTH LEASE REV	325,000.00 97.6350	05/01/2023 0.41	05/01/2023	AA Municipal	0.42 4.48	325,000.00 325,000.00 -7,686.25	317,313.75 561.98 317,875.73
630362EN7 NAPA VY CALIF UNI SCH DIST	400,000.00 96.8120	08/01/2023 0.34	08/01/2023	AA- Municipal	0.34 4.24	400,000.00 400,000.00 -12,752.00	387,248.00 226.67 387,474.67
675383TH6 OCEANSIDE CALIF UNI SCH DIST	300,000.00 96.6800	08/01/2023 0.38	08/01/2023	AA- Municipal	0.38 4.44	300,000.00 300,000.00 -9,960.00	290,040.00 190.00 290,230.00
130658QY6 CALIFORNIA ST DEPT VET AFFAIRS HOME PUR REV	1,000,000.00 99.4740	12/01/2022 0.25	12/01/2022	AA Municipal	0.25 3.43	1,000,000.00 1,000,000.00 -5,260.00	994,740.00 846.67 995,586.67
612574EQ2 MONTEREY PENINSULA CALIF CMNTY COLLEGE DIST	700,000.00 97.4530	08/01/2023 1.20	08/01/2023	AA Municipal	0.29 4.31	712,243.00 705,271.77 -23,100.77	682,171.00 1,400.00 683,571.00
3133EM4P4 FEDERAL FARM CREDIT BANKS FUNDING CORP	750,000.00 97.9739	04/14/2023 0.15	04/14/2023	AAA Agency	0.18 3.99	749,613.01 749,867.84 -15,063.59	734,804.25 521.88 735,326.13
76913DFT9 RIVERSIDE CNTY CALIF INFRASTRUCTURE FING AUTH LEAS	750,000.00 99.7460	11/01/2022 0.40	11/01/2022	AA- Municipal	0.40 3.43	750,000.00 750,000.00 -1,905.00	748,095.00 1,243.75 749,338.75
313313T32 FEDERAL FARM CREDIT BANKS FUNDING CORP	1,000,000.00 99.3013	12/15/2022 0.00	12/15/2022	A-1+ Agency	0.75 3.33	993,416.67 998,437.50 -5,424.50	993,013.00 0.00 993,013.00

The information contained in this report represents estimated trade date investment calculations. Certain calculations may not be available for all time periods. Please refer to your custody statement for official portfolio holdings and transactions. Note that certain accounting methods may cause differences between this investment report and your custody statement.

# Balance Sheet Classification

US Dollar

01 July 2022 to 30 September 2022

Contra Costa County

Account: XXX235

Investment Strategy: Global Liquidity Solutions

Primary Benchmark: ICE BofA US 6-Month Treasury Bill Index

Identifier, Description	Base Current Units, Market Price	Final Maturity, Coupon	Effective Maturity	Rating, Market Sector	Book Yield, Yield	Base Original Cost, Base Book Value, Base Net Total Unrealized Gain/Loss	Base Market Value, Base Accrued Balance, Base Market Value + Accrued
801747AB2 SANTA CRUZ METROPOLITAN TRANSIT DISTRICT	275,000.00 97.7890	08/01/2023 1.64	08/01/2023	AA Municipal	1.64 4.33	275,000.00 275,000.00 -6,080.25	268,919.75 751.21 269,670.96
313385R32 FEDERAL HOME LOAN BANKS	1,000,000.00 99.5025	11/29/2022 0.00	11/29/2022	A-1+ Agency	1.50 3.05	991,391.11 997,558.06 -2,533.06	995,025.00 0.00 995,025.00
313385J64 FEDERAL HOME LOAN BANKS	1,000,000.00 99.9668	10/07/2022 0.00	10/07/2022	A-1+ Agency	2.02 1.71	994,833.33 999,666.67 1.33	999,668.00 0.00 999,668.00
92512ML23 Versailles Commercial Paper LLC	1,000,000.00 99.7103	11/02/2022 0.00	11/02/2022	A-1+ Financial	2.93 3.17	991,702.78 997,422.22 -318.89	997,103.33 0.00 997,103.33
313312GN4 FEDERAL FARM CREDIT BANKS FUNDING CORP	1,000,000.00 97.4005	06/06/2023 0.00	06/06/2023	A-1+ Agency	3.48 3.91	973,800.42 976,543.34 -2,538.34	974,005.00 0.00 974,005.00
54438CYY2 LOS ANGELES CALIF CMNTY COLLEGE DIST	500,000.00 99.9770	02/01/2023 3.80	02/01/2023	AAA Municipal	3.80 3.88	500,000.00 500,000.00 -115.00	499,885.00 105.56 499,990.56
---	26,815,000.00	02/21/2023	02/21/2023	AA	1.51	26,884,850.57	26,543,741.97
---	98.9996	1.42	---	---	3.85	26,789,036.02 -245,294.05	83,191.99 26,626,933.96

## LT

Identifier, Description	Base Current Units, Market Price	Final Maturity, Coupon	Effective Maturity	Rating, Market Sector	Book Yield, Yield	Base Original Cost, Base Book Value, Base Net Total Unrealized Gain/Loss	Base Market Value, Base Accrued Balance, Base Market Value + Accrued
09247XAL5 BLACKROCK INC	500,000.00 98.5630	03/18/2024 3.50	03/18/2024	AA- Financial	2.59 4.52	507,990.00 506,454.86 -13,639.86	492,815.00 631.94 493,446.94
3130A0XE5 FEDERAL HOME LOAN BANKS	1,000,000.00 98.4507	03/08/2024 3.25	03/08/2024	AAA Agency	4.34 4.37	984,870.00 984,927.53 -420.53	984,507.00 2,076.39 986,583.39
17325FAS7 CITIBANK NA	600,000.00 98.6290	01/23/2024 3.65	01/23/2024	AA- Financial	3.53 4.73	600,924.00 600,853.51 -9,079.51	591,774.00 4,136.67 595,910.67
86787EBC0 TRUIST BANK	600,000.00 97.6250	04/01/2024 3.20	04/01/2024	A+ Financial	3.17 4.86	600,356.40 600,282.61 -14,532.61	585,750.00 9,600.00 595,350.00
98162VAD1 WOART 2019-B A3	109,677.61 99.9504	07/15/2024 2.59	10/21/2022	AAA Asset Backed	1.24 3.47	110,345.96 109,783.14 -159.98	109,623.15 126.25 109,749.40
65479HAC1 NAROT 2019-B A3	27,796.32 99.9608	11/15/2023 2.50	10/18/2022	AAA Asset Backed	0.67 3.27	28,364.19 27,832.42 -46.98	27,785.44 30.88 27,816.33

The information contained in this report represents estimated trade date investment calculations. Certain calculations may not be available for all time periods. Please refer to your custody statement for official portfolio holdings and transactions. Note that certain accounting methods may cause differences between this investment report and your custody statement.

# Balance Sheet Classification

US Dollar

01 July 2022 to 30 September 2022

Contra Costa County

Account: XXX235

Investment Strategy: Global Liquidity Solutions

Primary Benchmark: ICE BofA US 6-Month Treasury Bill Index

Identifier, Description	Base Current Units, Market Price	Final Maturity, Coupon	Effective Maturity	Rating, Market Sector	Book Yield, Yield	Base Original Cost, Base Book Value, Base Net Total Unrealized Gain/Loss	Base Market Value, Base Accrued Balance, Base Market Value + Accrued
58769TAD7 MBART 2019-1 A3	43,714.84 99.8363	03/15/2024 1.94	11/05/2022	AAA Asset Backed	0.47 3.56	44,329.58 43,788.14 -144.87	43,643.27 37.69 43,680.96
92348AAA3 VZOT 2019-C A1A	76,147.07 99.7713	04/22/2024 1.94	11/23/2022	AAA Asset Backed	0.12 3.49	77,509.38 76,424.61 -451.66	75,972.95 45.14 76,018.09
92348AAA3 VZOT 2019-C A1A	67,686.28 99.7713	04/22/2024 1.94	11/23/2022	AAA Asset Backed	0.71 3.49	68,188.64 67,853.34 -321.83	67,531.52 40.12 67,571.64
36258NAC6 GMCAR 2020-1 A3	123,527.59 99.4380	09/16/2024 1.84	12/19/2022	AAA Asset Backed	0.23 4.51	125,771.35 124,209.44 -1,376.06	122,833.38 94.70 122,928.08
47787NAC3 JDOT 2020-B A3	397,641.38 98.0384	11/15/2024 0.51	03/24/2023	AAA Asset Backed	0.22 4.72	398,775.28 398,244.67 -8,403.46	389,841.21 90.13 389,931.34
05591RAC8 BMWLT 2021-1 A3	338,265.08 98.9144	01/25/2024 0.29	01/24/2023	AAA Asset Backed	2.34 3.70	334,816.36 336,297.11 -1,704.34	334,592.77 16.35 334,609.12
380149AB0 GMCAR 212 A2	46,180.96 99.7412	06/17/2024 0.27	10/29/2022	AAA Asset Backed	0.16 3.49	46,206.21 46,185.34 -123.90	46,061.44 5.20 46,066.63
06051GJX8 BANK OF AMERICA CORP	500,000.00 98.0050	05/28/2024 3.34	05/28/2024	AA- Financial	3.41 6.22	500,000.00 500,000.00 -9,975.00	490,025.00 1,531.91 491,556.91
06051GJX8 BANK OF AMERICA CORP	150,000.00 98.0050	05/28/2024 3.34	05/28/2024	AA- Financial	3.22 6.22	150,372.00 150,151.46 -3,143.96	147,007.50 459.57 147,467.07
89190GAB3 TAOT 2021-B A2	101,369.46 99.6245	01/16/2024 0.14	11/09/2022	AAA Asset Backed	0.14 3.56	101,367.59 101,369.12 -380.28	100,988.84 6.31 100,995.14
03066RAB1 AMCAR 2021-2 A2	130,891.91 99.6148	11/18/2024 0.26	11/12/2022	AAA Asset Backed	0.39 3.53	130,887.26 130,891.25 -503.59	130,387.66 12.29 130,399.95
58769KAC8 MBALT 2021-B A2	129,398.92 99.3242	01/16/2024 0.22	11/27/2022	AAA Asset Backed	0.23 4.51	129,388.07 129,396.88 -872.46	128,524.42 12.65 128,537.08
44934KAB0 HART 2021-B A2	209,022.58 99.3542	05/15/2024 0.24	12/12/2022	AAA Asset Backed	0.43 3.59	209,003.63 209,017.33 -1,344.63	207,672.70 22.30 207,694.99
345329AB2 FORDL 2021-B A2	182,756.68 99.2621	04/15/2024 0.24	12/26/2022	AAA Asset Backed	0.24 3.38	182,754.98 182,756.30 -1,348.18	181,408.11 19.49 181,427.61
80285VAC3 SDART 2021-4 A3	463,486.87 99.3218	08/15/2025 0.51	12/30/2022	AAA Asset Backed	3.36 3.31	458,381.27 460,048.05 295.36	460,343.41 105.06 460,448.46

The information contained in this report represents estimated trade date investment calculations. Certain calculations may not be available for all time periods. Please refer to your custody statement for official portfolio holdings and transactions. Note that certain accounting methods may cause differences between this investment report and your custody statement.

# Balance Sheet Classification

US Dollar

01 July 2022 to 30 September 2022

Contra Costa County

Account: XXX235

Investment Strategy: Global Liquidity Solutions

Primary Benchmark: ICE BofA US 6-Month Treasury Bill Index

Identifier, Description	Base Current Units, Market Price	Final Maturity, Coupon	Effective Maturity	Rating, Market Sector	Book Yield, Yield	Base Original Cost, Base Book Value, Base Net Total Unrealized Gain/Loss	Base Market Value, Base Accrued Balance, Base Market Value + Accrued
14044CAB8 COPAR 2021-1 A2	703,174.45 98.7307	02/18/2025 0.32	02/08/2023	AAA Asset Backed	3.01 3.96	694,384.77 695,344.99 -1,095.86	694,249.13 100.01 694,349.14
65480DAC7 NALT 2021-A A3	355,000.00 97.0256	08/15/2024 0.52	06/19/2023	AAA Asset Backed	1.98 4.81	349,536.33 351,594.96 -7,154.15	344,440.81 82.04 344,522.85
65480DAC7 NALT 2021-A A3	300,000.00 97.0256	08/15/2024 0.52	06/19/2023	AAA Asset Backed	3.39 4.81	292,242.19 294,406.04 -3,329.30	291,076.74 69.33 291,146.07
43815GAB5 HAROT 2021-4 A2	454,669.08 98.6436	05/21/2024 0.39	02/01/2023	AAA Asset Backed	0.39 4.50	454,657.16 454,663.62 -6,161.58	448,502.04 49.26 448,551.29
3130AQF57 FEDERAL HOME LOAN BANKS	500,000.00 95.5494	12/22/2023 0.63	12/22/2023	AAA Agency	0.74 4.39	498,895.00 499,323.38 -21,576.38	477,747.00 859.38 478,606.38
14317CAB8 CARMX 2022-1 A2	368,236.73 98.7677	02/18/2025 0.91	03/09/2023	AAA Asset Backed	0.92 3.75	368,215.81 368,224.50 -4,525.63	363,698.87 148.93 363,847.81
91282CDV0 UNITED STATES TREASURY	1,000,000.00 95.5352	01/31/2024 0.88	01/31/2024	AAA Government	1.03 4.36	996,914.06 997,941.30 -42,589.30	955,352.00 1,474.18 956,826.18
89239KAC5 TAOT 2022-A A3	500,000.00 94.8161	06/15/2026 1.23	03/30/2024	AAA Asset Backed	3.69 4.88	477,871.09 479,941.87 -5,861.57	474,080.30 273.33 474,353.63
91282CEG2 UNITED STATES TREASURY	1,000,000.00 97.0000	03/31/2024 2.25	03/31/2024	AAA Government	3.43 4.34	981,953.13 982,950.54 -12,950.54	970,000.00 61.81 970,061.81
34528LAB1 FORDL 2022-A A2A	169,569.24 99.0990	10/15/2024 2.78	05/10/2023	AAA Asset Backed	2.80 4.32	169,566.09 169,567.14 -1,525.66	168,041.47 209.51 168,250.99
92868AAB1 VWALT 2022-A A2	610,000.00 98.7005	10/21/2024 3.02	07/15/2023	AAA Asset Backed	3.05 4.75	609,952.54 609,961.88 -7,888.89	602,072.99 562.89 602,635.88
03065WAB1 AMCAR 2022-2 A2A	500,000.00 99.5369	12/18/2025 4.20	06/12/2023	AAA Asset Backed	4.25 4.93	499,962.15 499,967.89 -2,283.19	497,684.70 758.33 498,443.03
91282CFA4 UNITED STATES TREASURY	500,000.00 97.7734	07/31/2024 3.00	07/31/2024	AAA Government	3.27 4.27	497,421.88 497,607.82 -8,740.82	488,867.00 2,527.17 491,394.17
380130AB0 GMALT 2022-3 A2A	410,000.00 99.4610	10/21/2024 4.01	08/28/2023	AAA Asset Backed	4.05 4.66	409,969.58 409,972.37 -2,182.36	407,790.02 502.36 408,292.38
---	<b>13,168,213.04</b>	<b>08/07/2024</b>	<b>09/25/2023</b>	<b>AA+</b>	<b>2.54</b>	<b>13,092,143.95</b>	<b>12,902,691.83</b>
---	<b>98.0019</b>	<b>1.95</b>		<b>---</b>	<b>4.44</b>	<b>13,098,235.38</b> <b>-195,543.54</b>	<b>26,779.60</b> <b>12,929,471.43</b>

The information contained in this report represents estimated trade date investment calculations. Certain calculations may not be available for all time periods. Please refer to your custody statement for official portfolio holdings and transactions. Note that certain accounting methods may cause differences between this investment report and your custody statement.

# Balance Sheet Classification

US Dollar

01 July 2022 to 30 September 2022

Contra Costa County

Account: XXX235

Investment Strategy: Global Liquidity Solutions

Primary Benchmark: ICE BofA US 6-Month Treasury Bill Index

## Summary

Identifier, Description	Base Current Units, Market Price	Final Maturity, Coupon	Effective Maturity	Rating, Market Sector	Book Yield, Yield	Base Original Cost, Base Book Value, Base Net Total Unrealized Gain/Loss	Base Market Value, Base Accrued Balance, Base Market Value + Accrued
---	44,101,418.77	07/17/2023	04/14/2023	AA+	1.93	44,086,724.87	43,559,583.47
---	94.6653	1.57		---	3.93	44,000,914.47 -441,330.99	112,513.26 43,672,096.73

\* Grouped by: BS Class 2. \* Groups Sorted by: BS Class 2. \* Weighted by: Base Market Value + Accrued, except Book Yield by Base Book Value + Accrued. \* Holdings Displayed by: Lot.





**Account Statement - Transaction Summary**

For the Month Ending **July 31, 2022**

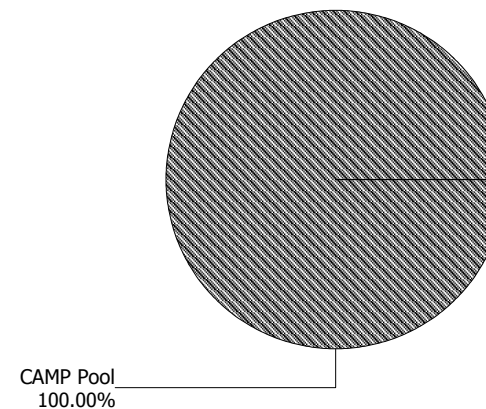
Contra Costa County - Liquidity Fund - 4017-001

<b>CAMP Pool</b>	
Opening Market Value	292,437,475.90
Purchases	407,317.39
Redemptions	0.00
Unsettled Trades	0.00
Change in Value	0.00
<b>Closing Market Value</b>	<b>\$292,844,793.29</b>
Cash Dividends and Income	407,317.39

<b>Asset Summary</b>		
	<b>July 31, 2022</b>	<b>June 30, 2022</b>
<b>CAMP Pool</b>	292,844,793.29	292,437,475.90
<b>Total</b>	<b>\$292,844,793.29</b>	<b>\$292,437,475.90</b>

<b>Asset Allocation</b>	
CAMP Pool	100.00%





## Account Statement

For the Month Ending **July 31, 2022**

Contra Costa County - Liquidity Fund - 4017-001

Trade Date	Settlement Date	Transaction Description	Share or Unit Price	Dollar Amount of Transaction	Total Shares Owned
<b>CAMP Pool</b>					
<b>Opening Balance</b>					<b>292,437,475.90</b>
07/29/22	08/01/22	Accrual Income Div Reinvestment - Distributions	1.00	407,317.39	292,844,793.29
<b>Closing Balance</b>					<b>292,844,793.29</b>

	Month of July	Fiscal YTD January-July		
<b>Opening Balance</b>	292,437,475.90	361,739,859.91	<b>Closing Balance</b>	292,844,793.29
<b>Purchases</b>	407,317.39	306,104,933.38	<b>Average Monthly Balance</b>	292,476,893.71
<b>Redemptions (Excl. Checks)</b>	0.00	(375,000,000.00)	<b>Monthly Distribution Yield</b>	1.64%
<b>Check Disbursements</b>	0.00	0.00		
<b>Closing Balance</b>	<b>292,844,793.29</b>	<b>292,844,793.29</b>		
<b>Cash Dividends and Income</b>	407,317.39	1,104,933.38		



**Account Statement - Transaction Summary**

For the Month Ending **August 31, 2022**

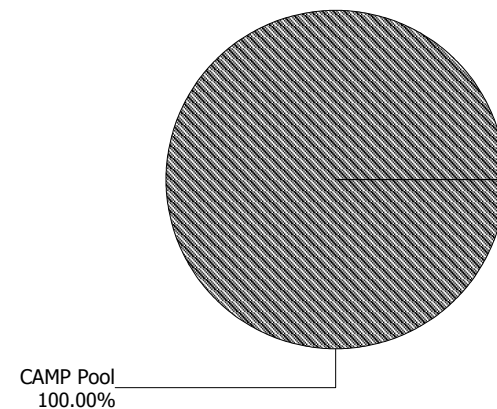
Contra Costa County - Liquidity Fund - 4017-001

<b>CAMP Pool</b>	
Opening Market Value	292,844,793.29
Purchases	446,559.16
Redemptions	(90,000,000.00)
Unsettled Trades	0.00
Change in Value	0.00
<b>Closing Market Value</b>	<b>\$203,291,352.45</b>
Cash Dividends and Income	446,559.16

<b>Asset Summary</b>		
	<b>August 31, 2022</b>	<b>July 31, 2022</b>
<b>CAMP Pool</b>	203,291,352.45	292,844,793.29
<b>Total</b>	<b>\$203,291,352.45</b>	<b>\$292,844,793.29</b>

<b>Asset Allocation</b>	
CAMP Pool	100.00%





## Account Statement

For the Month Ending **August 31, 2022**

Contra Costa County - Liquidity Fund - 4017-001

Trade Date	Settlement Date	Transaction Description	Share or Unit Price	Dollar Amount of Transaction	Total Shares Owned
<b>CAMP Pool</b>					
<b>Opening Balance</b>					<b>292,844,793.29</b>
08/09/22	08/09/22	Redemption - Outgoing Wires	1.00	(30,000,000.00)	262,844,793.29
08/10/22	08/10/22	Redemption - Outgoing Wires	1.00	(30,000,000.00)	232,844,793.29
08/12/22	08/12/22	Redemption - Outgoing Wires	1.00	(30,000,000.00)	202,844,793.29
08/31/22	09/01/22	Accrual Income Div Reinvestment - Distributions	1.00	446,559.16	203,291,352.45
<b>Closing Balance</b>					<b>203,291,352.45</b>

	Month of August	Fiscal YTD January-August		
<b>Opening Balance</b>	292,844,793.29	361,739,859.91	<b>Closing Balance</b>	203,291,352.45
<b>Purchases</b>	446,559.16	306,551,492.54	<b>Average Monthly Balance</b>	229,955,972.62
<b>Redemptions (Excl. Checks)</b>	(90,000,000.00)	(465,000,000.00)	<b>Monthly Distribution Yield</b>	2.30%
<b>Check Disbursements</b>	0.00	0.00		
<b>Closing Balance</b>	<b>203,291,352.45</b>	<b>203,291,352.45</b>		
<b>Cash Dividends and Income</b>	446,559.16	1,551,492.54		



**Account Statement - Transaction Summary**

For the Month Ending **September 30, 2022**

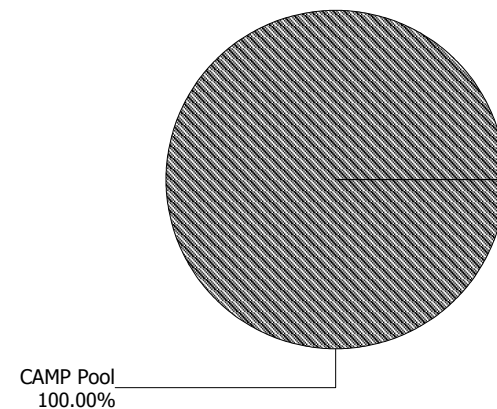
Contra Costa County - Liquidity Fund - 4017-001

<b>CAMP Pool</b>	
Opening Market Value	203,291,352.45
Purchases	40,389,113.82
Redemptions	(60,000,000.00)
Unsettled Trades	0.00
Change in Value	0.00
<b>Closing Market Value</b>	<b>\$183,680,466.27</b>
Cash Dividends and Income	389,113.82

<b>Asset Summary</b>		
	<b>September 30, 2022</b>	<b>August 31, 2022</b>
<b>CAMP Pool</b>	183,680,466.27	203,291,352.45
<b>Total</b>	<b>\$183,680,466.27</b>	<b>\$203,291,352.45</b>

<b>Asset Allocation</b>	
CAMP Pool	100.00%





## Account Statement

For the Month Ending **September 30, 2022**

Contra Costa County - Liquidity Fund - 4017-001

Trade Date	Settlement Date	Transaction Description	Share or Unit Price	Dollar Amount of Transaction	Total Shares Owned
<b>CAMP Pool</b>					
<b>Opening Balance</b>					<b>203,291,352.45</b>
09/09/22	09/09/22	Redemption - Outgoing Wires	1.00	(40,000,000.00)	163,291,352.45
09/15/22	09/15/22	Purchase - Incoming Wires	1.00	10,000,000.00	173,291,352.45
09/16/22	09/16/22	Purchase - Incoming Wires	1.00	20,000,000.00	193,291,352.45
09/19/22	09/19/22	Redemption - Outgoing Wires	1.00	(20,000,000.00)	173,291,352.45
09/30/22	09/30/22	Purchase - Incoming Wires	1.00	10,000,000.00	183,291,352.45
09/30/22	10/03/22	Accrual Income Div Reinvestment - Distributions	1.00	389,113.82	183,680,466.27
<b>Closing Balance</b>					<b>183,680,466.27</b>

	Month of September	Fiscal YTD January-September
<b>Opening Balance</b>	203,291,352.45	361,739,859.91
<b>Purchases</b>	40,389,113.82	346,940,606.36
<b>Redemptions (Excl. Checks)</b>	(60,000,000.00)	(525,000,000.00)
<b>Check Disbursements</b>	0.00	0.00
<b>Closing Balance</b>	<b>183,680,466.27</b>	<b>183,680,466.27</b>
<b>Cash Dividends and Income</b>	389,113.82	1,940,606.36

<b>Closing Balance</b>	183,680,466.27
<b>Average Monthly Balance</b>	181,637,656.24
<b>Monthly Distribution Yield</b>	2.61%



### Account Information

<b>Account Number</b>	<b>Account Name</b>
229842000	WEST CONTRA COSTA HEALTHCARE DISTRICT DEPOSIT ACCOUNT 2019 DEPOSIT ACCOUNT

### Summary of Income Cash

Ending Balance Last Accounting Period 30-Jun-22	\$	-
<b>Receipts For This Period</b>		
Cash Dividends	14,059.85	
Interest On Bonds	-	
From Other Sources	-	14,059.85
<b>Disbursements For This Period</b>		
Purchases	-	
For Other Purposes	-14,059.85	-14,059.85
Ending Balance This Accounting Period 30-Sep-22	\$	-

### Summary of Principal Cash

Ending Balance Last Accounting Period 30-Jun-22	\$	-
<b>Receipts For This Period</b>		
Sales and Maturities	600,000.00	
From Other Sources	2,856,837.10	3,456,837.10
<b>Disbursements For This Period</b>		
Purchases	-2,856,837.10	
For Other Purposes	-600,000.00	-3,456,837.10
Ending Balance This Accounting Period 30-Sep-22	\$	-

### Summary of Investments

Ending Balance Last Accounting Period 30-Jun-22	\$	3,588,257.84
Assets Purchased or Otherwise Acquired		2,856,837.10
Assets Sold or Otherwise Disposed of		-600,000.00
Ending Balance This Accounting Period 30-Sep-22	\$	5,845,094.94
Market Value of Account	\$	5,845,094.94





Account Information

Account Number	Account Name
229842000	WEST CONTRA COSTA HEALTHCARE DISTRICT DEPOSIT ACCOUNT 2019 DEPOSIT ACCOUNT

Schedule of Transactions - By Entry Date

Transactions		Income Cash	Principal Cash	Principal Investments	Invested Income
Ending Balance Last Statement Period 30-Jun-22	\$	-	-	3,588,257.84	-
01-Jul-22					
PURCHASED SHARES OF FEDERATED INSTITUTIONAL TAX FREE 2,842,777.25 SHARES AT 1.00 USD		-	-2,842,777.25	2,842,777.25	-
DIVIDEND EARNED ON FEDERATED INSTITUTIONAL TAX FREE SHARE ON 0.0000 SHARES DUE 6/30/2022 DIVIDEND FROM 6/1/22 TO 6/30/22		1,910.19	-	-	-
CASH RECEIPT RECEIPT OF FUNDS FED REF# 1317		-	2,842,777.25	-	-
05-Jul-22					
PURCHASED SHARES OF FEDERATED INSTITUTIONAL TAX FREE 1,910.19 SHARES AT 1.00 USD		-	-1,910.19	1,910.19	-
CASH DISBURSEMENT TRANSFER TO PRINCIPAL		-1,910.19	-	-	-
CASH RECEIPT TRANSFER FROM INCOME		-	1,910.19	-	-
02-Aug-22					
PURCHASED SHARES OF FEDERATED INSTITUTIONAL TAX FREE 3,832.74 SHARES AT 1.00 USD		-	-3,832.74	3,832.74	-
CASH DISBURSEMENT TRANSFER TO PRINCIPAL		-3,832.74	-	-	-
CASH RECEIPT TRANSFER FROM INCOME		-	3,832.74	-	-
02-Sep-22					
PURCHASED SHARES OF FEDERATED INSTITUTIONAL TAX FREE 8,316.92 SHARES AT 1.00 USD		-	-8,316.92	8,316.92	-
CASH DISBURSEMENT TRANSFER TO PRINCIPAL		-8,316.92	-	-	-
CASH RECEIPT TRANSFER FROM INCOME		-	8,316.92	-	-



Account Information

Account Number	Account Name
229842000	WEST CONTRA COSTA HEALTHCARE DISTRICT DEPOSIT ACCOUNT 2019 DEPOSIT ACCOUNT

Schedule of Transactions - By Entry Date

Transactions	Income Cash	Principal Cash	Principal Investments	Invested Income
03-Aug-22				
SOLD SHARES OF FEDERATED INSTITUTIONAL TAX FREE 100,000 SHARES AT 1.00 USD	-	100,000.00	-100,000.00	-
CASH DISBURSEMENT PAID TO W CONTRA COSTA HLTH CARE DIST WIRE TRANSFER WIRE TO WELLS FARGO BANK	-	-100,000.00	-	-
31-Aug-22				
SOLD SHARES OF FEDERATED INSTITUTIONAL TAX FREE 500,000 SHARES AT 1.00 USD	-	500,000.00	-500,000.00	-
CASH DISBURSEMENT PAID TO W CONTRA COSTA HLTH CARE DIST WIRE TRANSFER WIRE TO WELLS FARGO BANK	-	-500,000.00	-	-
01-Aug-22				
DIVIDEND EARNED ON FEDERATED INSTITUTIONAL TAX FREE SHARE ON 0.0000 SHARES DUE 7/31/2022 DIVIDEND FROM 7/1/22 TO 7/31/22	3,832.74	-	-	-
01-Sep-22				
DIVIDEND EARNED ON FEDERATED INSTITUTIONAL TAX FREE SHARE ON 0.0000 SHARES DUE 8/31/2022 DIVIDEND FROM 8/1/22 TO 8/31/22	8,316.92	-	-	-
Ending Balance This Statement Period 30-Sep-22	\$ -	-	5,845,094.94	-



Account Information

<b>Account Number</b>	<b>Account Name</b>
229842000	WEST CONTRA COSTA HEALTHCARE DISTRICT DEPOSIT ACCOUNT 2019 DEPOSIT ACCOUNT

Schedule of Assets as of September 30, 2022

Cusip	Asset Name	Shares	Book Value	Market Value	Est Income	Yield
<b>CASH</b>						
	Income Cash		-	-	-	-
	Principal Cash		-	-	-	-
		<b>CASH Total</b>	-	-	-	-
<b>MUTUAL FUNDS/MONEY MARKETS</b>						
60934N666	FEDERATED INSTITUTIONAL TAX FREE CASH TRUST PREMIER SHARES #73	5,845,094.94	5,845,094.94	5,845,094.94	139,677.60	2.39
		<b>MUTUAL FUNDS/MONEY MARKETS Total</b>	<b>5,845,094.94</b>	<b>5,845,094.94</b>	<b>139,677.60</b>	<b>2.39</b>
		<b>229842000 Total</b>	<b>5,845,094.94</b>	<b>5,845,094.94</b>	<b>139,677.60</b>	<b>2.39</b>

## **SECTION III**

### **APPENDIX**

#### **B. INVESTMENT PORTFOLIO DETAIL – MANAGED BY OUTSIDE CONTRACTED PARTIES**

##### **B. 7. EAST BAY REGIONAL COMMUNICATIONS SYSTEM AUTHORITY (EBRCS)**

**EBRCS TRANSACTIONS\***

as of  
**September 30, 2022**  
**FY 2022-2023**

FUND	BALANCE @	TJ/Date	TJ/Date	TJ/Date	TJ/Date	TJ/Date	TJ/Date	BALANCE @
NUMBER	07/01/22							09/30/22
100300	1,059,410.99							1,059,410.99
<b>TOTALS</b>	1,059,410.99	0.00	0.00	0.00	0.00	0.00	0.00	1,059,410.99

\* East Bay Regional Communications System Authority



Contra  
Costa  
County

To: Board of Supervisors  
From: Marla Stuart, Employment and Human Services Director  
Date: December 6, 2022

Subject: Employment & Human Services Department Service Awards Policy and Annual Expenditure Authorization

---

**RECOMMENDATION(S):**

APPROVE the Employment and Human Services Department's amended Services Awards Policy, effective December 1, 2022, and AUTHORIZE the expenditure of up to \$15,000 annually for recognizing and appreciating public service.

**FISCAL IMPACT:**

Total annual expenditures not to exceed \$15,000, all of which has been budgeted in FY 2022-23. Funding ratios are 59% Federal, 35% State and 6% County.

**BACKGROUND:**

On December 18, 2018, the Board approved the Department's Years of Service awards Policy to recognize employees who have achieved 10, 15, 20, 25, 30, and 35 years of service and increased the annual budget from \$1,400 to \$2,400 due to the large number of employees recognized each year (estimated up to 1,175 employees).

The Employment and Human Services Department vacancy rate has increased from 11% in October 2020 to 16% in October 2022. High vacancy rates impede the Departments ability to meet customer service mandates (e.g. processing times for public assistance benefits), weaken the quality of customer service (less time is available per customer), reduce employee morale, and can lead to employees seeking employment elsewhere. Employee morale and engagement is critical for retention and excellent customer service. One mechanism to improve employee morale, engagement and retention is regular employee recognition including but not limited to annual years of service awards.

The Department engages in a number of activities to improve morale and engagement and retention through communication and recognition. These include but are not limited to:

- 

---

APPROVE  OTHER  
 RECOMMENDATION OF CNTY ADMINISTRATOR  RECOMMENDATION OF BOARD COMMITTEE

---

Action of Board On: 12/06/2022  APPROVED AS RECOMMENDED  OTHER

Clerks Notes:

**VOTE OF SUPERVISORS**

AYE: John Gioia, District I Supervisor  
Candace Andersen, District II Supervisor  
Diane Burgis, District III Supervisor  
Karen Mitchoff, District IV Supervisor  
Federal D. Glover, District V Supervisor

I hereby certify that this is a true and correct copy of an action taken and entered on the minutes of the Board of Supervisors on the date shown.

ATTESTED: December 6, 2022  
Monica Nino, County Administrator and Clerk of the Board of Supervisors

By: Antonia Welty, Deputy

Contact: 925-608-4801

cc:

BACKGROUND: (CONT'D)

Annual Service Recognition Awards for years of service.

- Proclamations by the Board of Supervisors that recognize and appreciate EHSD functions (e.g. Adoptions Month).
- *EHSD Live!*, -- a regular live all-staff meeting that shares information, recognizes accomplishments, and provides an opportunity for Q&A with the Director and guests.
- *Monthly Headlines*, the Department newsletter filled with information and recognitions.
- Celebrations for professional months (e.g. Social Worker Month, Eligibility Worker Month, Administrative Professionals Month)
- Bureau, Unit, and Division level staff appreciation parties (personally funded by executives, managers, and supervisors)

In addition to the existing January Years of Service Award (not to exceed an annual maximum of \$3,000 with an approximate cost per employee that varies depending on the number of employees honored), the revised Department Employee Service Awards policy adds two additional annual appreciations in December and May. It adds an appreciation through a signed winter holiday card to all staff (not to exceed \$5,000 for approximately \$2.50 per employee with approximately 2,000 FTE.). And it adds a token of appreciation in May during Public Service Appreciation Week (not exceed \$7,000 for approximately \$3.50 per employee with approximately 2,000 FTE). In addition to the tokens of appreciation, the Department, Bureaus, and buildings may host celebration events at no additional cost to the county.

The total annual budget will not exceed \$15,000 (approximately \$7.50 per employee with approximately 2,000 FTE). As a comparison, the Solano County Board Approved employee recognition policy authorizes Departments to spend up to \$25.00 per employee.

CONSEQUENCE OF NEGATIVE ACTION:

The Department will have one less tool to influence employee morale and engagement. Vacancy rates could continue to grow possibly resulting in negative impacts on the timeliness, quality, and accuracy of services.

ATTACHMENTS

EHSD Service Awards Policy





REPLACES:

SECTION:  
PAGE NO.: 1  
ISSUED/REVISED:

SERVICE AWARDS POLICY

SECTION: 23-903  
PAGE NO.: 1  
EFFECTIVE: 12/1/2022

**I. GENERAL**

The purpose of this section is to establish policy and procedures to recognize and celebrate Employment and Human Services (EHSD) staff members for their years of dedicated service, and to bestow Years of Service awards. In addition, it is to recognize and appreciate all employees for their public service to Contra Costa County throughout each year. The annual budget will not exceed \$15,000 (approximately \$7.50 per employee with approximately 2,000 FTE).

The purpose of these employee public service appreciations is to promote morale, engagement, and retention.

**II. POLICY**

The Service Awards policy consists of three annual recognition activities in January, May, and December, as follows:

A. In **January**, the department will hold the **Years of Service** event to celebrate employees who reach a “years of service” milestone (10, 15, 20, 25, 30, and 35 years) during the previous calendar year. The event location may vary, with every attempt for the site to be convenient to a majority of employees. Invited guests to the January event will include:

1. Staff celebrating years of service
2. Their immediate supervisors
3. Their Division Managers
4. All Bureau Directors
5. Department Director
6. Other staff, friends, and family may also attend (with RSVP).

The Community Relations Unit will coordinate the Years of Service recognition event during which honorees will receive a Years of Service certificate and/or award. Attendance is not mandatory; Community Relations will ensure non-attendees receive their Years of Service award and a copy of the recognition event program following the event.

As part of this policy, there will be a proclamation at the Board of Supervisors (BOS) meeting for staff celebrating 20 years or more of service, at the discretion of the Bureau Directors and the employee.



REPLACES:

SECTION:  
PAGE NO.: 1  
ISSUED/REVISED:

SERVICE AWARDS POLICY

SECTION: 23-903  
PAGE NO.: 2  
EFFECTIVE: 12/1/2022

- B. The **May** recognition will commemorate **Public Service Recognition Week**, which falls on the first week of May each year to appreciate public service employees in local, state and federal government. Each EHSD employee will receive a small gift as a token of appreciation for their ongoing dedication to serving Contra Costa County residents.
- C. In **December**, the Executive Team will express gratitude for a year of service and **winter holiday** wishes to all staff with a signed holiday card (not specific to any single winter holiday).

**III. TYPES OF AWARDS & GIFTS**

- A. During the **January** Years of Service event, awards will be presented as follows:
  - 1. 10 years of service: County pin with ruby chip
  - 2. 15 years of service: County pin with emerald chip
  - 3. 20 years of service: County pin with diamond chip
  - 4. 25 years of service: Engraved pen
  - 5. 30 years of service: Engraved paperweight
  - 6. 35 years of service and above: Individual award
- B. For the **May** Public Service Recognition Week commemoration, each EHSD employee will receive a small gift or token delivered to his/her inbox or desk.
- C. In **December**, EHSD's Executive Team will give printed and signed holiday cards to all staff members.

**IV. PROCEDURES**

- A. **January** Years of Service event:
  - 1. The Contra Costa County Human Resources (HR) Department sends years of service lists twice a year for the Department. The list received in December covers years of service anniversary dates from January through June of the upcoming year. The list received in May covers years of service anniversary dates for July through December of the current year.
  - 2. A Personnel/payroll designee will prepare an annual list of recipients sorted by years of service, by month, and by Bureau using the lists provided by HR. The designee will review each list for



REPLACES:

SECTION:  
PAGE NO.: 1  
ISSUED/REVISED:

SERVICE AWARDS POLICY

SECTION: 23-903  
PAGE NO.: 3  
EFFECTIVE: 12/1/2022

accuracy and the current assignment of each honoree before sending to Community Relations and the Bureau Directors.

- 3. Bureau Directors will receive an annual list as follows:



REPLACES:

SECTION:  
PAGE NO.: 1  
ISSUED/REVISED:

SERVICE AWARDS POLICY

SECTION: 23-903  
PAGE NO.: 4  
EFFECTIVE: 12/1/2022

Month List Received	Month of Event	Years of Service Anniversary Date
December	January (following year)	January - December (previous year)

4. Community Relations will coordinate the employee recognition proclamation process for all employees celebrating 20 or more years of service; including, preparing the proclamation for signing by the BOS and prepping the honoree for attendance at the BOS meeting.
5. By September during the year before the January event, Community Relations will determine the Years of Service event date and location, and send a calendar invite to the Bureau Directors when confirmed.
6. Bureau Directors will encourage staff to attend and provide names of attendees to designated Administration support staff.
7. Community Relations will coordinate refreshments and decorations, including an event program listing the honorees. The cost of each Years of Service event shall not exceed an annual maximum of \$3,000 (approximate cost per employee will vary depending on the number of employees honored).
8. During the recognition event, the Department Director will read the names of the honored staff, and each Bureau Director will present the certificates and/or awards to their staff members.
9. Photos will be taken at each event and made available to the honorees.

**B. May Public Service Recognition Week:**

1. Community relations will research and recommend to the Executive Team a small token of appreciation for all employees.
2. Community relations will purchase the approved token of appreciation and coordinate dissemination to all employees at their desk or inbox.



REPLACES:

SECTION:  
PAGE NO.: 1  
ISSUED/REVISED:

SERVICE AWARDS POLICY

SECTION: 23-903  
PAGE NO.: 5  
EFFECTIVE: 12/1/2022

- 3. The total cost for the small gifts or tokens that each employee will receive shall not exceed \$7,000 (approximately \$3.50 per employee with approximately 2,000 FTE).
- 4. For no additional county cost, Community Relations will also coordinate an accompanying set of events and appreciations through the week (messaging in the EHSD newsletter and EHSD Live! all staff meetings).
- 5. For not additional county cost, Bureaus and buildings may also coordinate an accompanying set of events and appreciations through the week.

C. **December** winter holiday cards:

- 1. The Office of the Director will research and recommend to the Executive Team a winter holiday card for all employees. The card will not be specific to any single winter holiday but will suffice in general for any winter holiday an employee may celebrate.
- 2. The Office of the Director will purchase the approved cards.
- 3. Each card will be signed by the EHSD Director and Bureau Director.
- 4. The Office of the Director will coordinate the signing of the cards.
- 5. Each Bureau will coordinate dissemination of the cards to each employee in their Bureau.
- 6. The total cost for the holiday winter cards shall not exceed \$5,000 (approximately \$2.50 per employee with approximately 2,000 FTE.)

V. **CONTACT PERSON:**

Director of Community Relations or his/her designee.



Contra  
Costa  
County

To: Board of Supervisors  
From: Russell Watts, Treasurer-Tax Collector  
Date: December 6, 2022

**Subject:** DELEGATION OF INVESTMENT AUTHORITY TO THE COUNTY TREASURER FOR CALENDAR YEAR 2023

---

**RECOMMENDATION(S):**

APPROVE the delegation of authority to the County Treasurer for investing and reinvesting County funds and the funds of other depositors in the County treasury, or to sell or exchange securities so purchased, pursuant to section 53607 of the State Government Code.

**FISCAL IMPACT:**

The County Treasurer manages and invests the funds of all County agencies, 21 Special Districts, 19 School Districts and one Community College District. Centralizing this function creates a dedicated staff of investment professionals and creates greater efficiency, economies of scale and greater investment power.

**BACKGROUND:**

State law provides that the Board of Supervisors may delegate to the County Treasurer the authority "to invest or to reinvest funds of a local agency, or to sell or exchange securities so purchased" for a one year period. It is recommended that this delegation be renewed through the calendar year 2023.

---

APPROVE

OTHER

RECOMMENDATION OF CNTY ADMINISTRATOR

RECOMMENDATION OF BOARD COMMITTEE

---

Action of Board On: **12/06/2022**  APPROVED AS RECOMMENDED  OTHER

Clerks Notes:

**VOTE OF SUPERVISORS**

AYE: John Gioia, District I Supervisor  
Candace Andersen, District II Supervisor  
Diane Burgis, District III Supervisor  
Karen Mitchoff, District IV Supervisor  
Federal D. Glover, District V Supervisor

I hereby certify that this is a true and correct copy of an action taken and entered on the minutes of the Board of Supervisors on the date shown.

ATTESTED: December 6, 2022

Monica Nino, County Administrator and Clerk of the Board of Supervisors

By: Antonia Welty, Deputy

Contact: Ronda Boler, (925) 608-9506

cc:

CONSEQUENCE OF NEGATIVE ACTION:

If the Delegation of Authority is not approved, each of the County Agencies, 21 Special Districts, 19 School Districts and one Community College District would have to manage their own funds. This would be less cost efficient for all entities.



Contra  
Costa  
County

To: Board of Supervisors  
From: Greg Baer, Director of Airports  
Date: December 6, 2022

**Subject:** 2022 ANNUAL REPORT FROM THE AVIATION ADVISORY BODY

---

**RECOMMENDATION(S):**

RECEIVE and ACCEPT the 2022 Annual Report submitted by the Aviation Advisory Committee.

**FISCAL IMPACT:**

Not applicable.

**BACKGROUND:**

On June 18, 2002, the Board of Supervisors (Board) adopted Resolution No. 2002/377, which requires that each regular and ongoing board, commission, or committee shall annually report to the Board on its activities, accomplishments, membership attendance, required training/certification (if any), and proposed work plan or objectives for the following year, on the second Tuesday in December. The attached report fulfills this requirement for the Aviation Advisory Committee.

**CONSEQUENCE OF NEGATIVE ACTION:**

Not applicable.

---

APPROVE

OTHER

RECOMMENDATION OF CNTY ADMINISTRATOR

RECOMMENDATION OF BOARD COMMITTEE

---

Action of Board On: **12/06/2022**  APPROVED AS RECOMMENDED  OTHER

Clerks Notes:

**VOTE OF SUPERVISORS**

AYE: John Gioia, District I Supervisor  
Candace Andersen, District II Supervisor  
Diane Burgis, District III Supervisor  
Karen Mitchoff, District IV Supervisor  
Federal D. Glover, District V Supervisor

I hereby certify that this is a true and correct copy of an action taken and entered on the minutes of the Board of Supervisors on the date shown.

ATTESTED: December 6, 2022

Monica Nino, County Administrator and Clerk of the Board of Supervisors

By: Antonia Welty, Deputy

Contact: Greg Baer, 925-681-4200

cc:



ATTACHMENTS

2022 AAC Annual Report

# CONTRA COSTA COUNTY Aviation Advisory Committee

---

## 2022 Annual Report

**Advisory Board Meeting Time/Location:** 10:00am on the 2<sup>nd</sup> Thursday of every one (1) month at either Buchanan Field or Byron Airport. Under the County's shelter-in-place order, these meetings have moved to a virtual format via Zoom.

**Advisory Body Chair:** Emily Barnett

**Airport Staff:** Greg Baer/Beth Lee/Russell Milburn

### **Activities**

- Monthly review of noise statistics, operations report, airport development projects, airfield updates
- Discussions of airport projects and programs to disseminate information and solicit input from members and public
- Discussions of issues facing the airports and airport community
- Input to the Airports Director, Airport Committee, and Board of Supervisors on issues affecting the Contra Costa County Airports and surrounding communities
- Participation in community outreach efforts
- Quarterly review of the Airports' year-to-date and end-of-year forecast financial reports
- Annual review of input on the Part 150 Noise Mitigation recommendations

### **Accomplishments**

Discussed and advised on the following:

Buchanan Airport Aircraft Rescue and Firefighting (ARFF)/Administration/ Terminal Building

- Construction of the new Buchanan Airport ARFF/Admin/Terminal building. The long-awaited construction of the new Buchanan Airport Terminal project continues to progress despite supply chain issues causing some delays. Funded by the FAA and began construction in September 2021, with summer 2023 as the project's expected completion date.

### Buchanan Airport Security Fencing Project

- Delay in Security Fencing project enhancements at Buchanan due to lack of FAA funding. This project rerequested FAA funding in 2022 and was granted funds. The contractor will begin work in December 2022.

### Hosting Key Discussions on Fuel Prices / Transition to Unleaded Fuel

- The AAC hosted detailed discussions on rising fuel prices and the aviations' transition to unleaded fuel. The hope is to position Contra Costa County Airports as an early adopter when unleaded aviation fuel becomes available. Additionally, researching more ways to provide fuel to the aviation community at an affordable rate, including through a County-provided self-serve fueling station, was identified as a potential strategy. Future discussions on fuel will continue throughout 2023.

### Hosting Key Discussions on Economic Development in and Around the Airports

- The AAC hosted discussions with local aviation-related start-up business Birdstop to understand the needs and the draw the airports provide to the aviation-supportive technology industries. Additional discussions were had on the County's Envision 2040 project, including the possibility of moving the urban limit line near the Byron airport, helping to create local aviation-related jobs in East County, and reducing the excessive commuting on Highway 4.

### Discussing Airport Administration Activities To Enhance Airport Economic Development

- Final completion of the Byron General Plan Amendment to bring conformity between the adopted Airport Master Plan and County General Plan relative to allowable uses at both Airports. Including completion of the Plan Amendment, request for public comment, and response to public comment.
- The Bay Area Test Site (BATS) initiative, started in 2019 by airport management to attract new aviation technology startups to both airports, has had several successes. The airport's proximity to Silicon Valley and San Francisco has created a significant opportunity to serve as preferred engineering, development, and test sites, with the ultimate goal of growing production and operation bases, with the corresponding potential for new jobs in both the Buchanan and Byron communities. Several new BATS tenants are now in discussion, including XWing, Elroy Air, Pyka, Opener, BirdStop, and MightyFly, to expand their testing operations. The AAC strongly and enthusiastically continues to support the BATS initiative.
- Commercial Development of Non-Aviation Sites at Buchanan Field. Increasing development is an important continuing item significant to the Airport Enterprise Fund. Several undeveloped parcels, designated for non-aviation use, are part of the Buchanan Field and Byron Airport properties. These include sites at the corners of Marsh Drive and Solano Way, and Marsh Drive and Sally Ride Drive, as well as other sites not needed for aviation use. Airport staff has requested releases from the FAA to allow for the non-aviation development of these sites

and has also solicited proposals for the commercial or light industrial development of these sites. The AAC continues to express strong support for the projects. Each of these projects will contribute to the Enterprise Fund and will provide jobs and other economic benefits to the area surrounding Buchanan Field and Byron Airport.

- Airport noise impact on communities including:
  - Addressing various Buchanan Field & Byron noise inquiries through phone and in-person meetings between residents and airport staff and/or AAC members.
  - Reminding pilots of training at designated hours according to the airports' noise abatement stipulations.
  - Airport staff continues to increase overall communication with the FAA-operated tower controllers to minimize the use of training on runways adjacent to noise-sensitive communities.
  - While there was an overall increase in airport operations in 2022 compared to 2021, overall complaints decreased over the previous year. The decrease indicates more positive public/airport interactions.
- The AAC supported a partnership with Contra Costa Transportation Authority (CCTA) GoMentum facility with the county's Bay Area Test Site (BATS) program in 2021. The AAC continues to support efforts to create jobs locally and support economic development.
- Encouraged AAC members and the Board of Supervisors, as well as the general public, to be more involved with Contra Costa County Airports and aviation communities.

### **Attendance/Representation**

- AAC is composed of members representing each of the supervisorial districts, the cities of Concord and Pleasant Hill, the Airport Business Association, community of Pacheco, surrounding communities of Byron Airport (Brentwood, Byron, Knightsen, Discovery Bay), and three at large positions for a total of 13 members.
- In 2022, quorums were more difficult to achieve as several vacancies created issues. The AAC, in partnership with Airport Staff and the Board of Supervisors, actively recruited for those seats. Only one seat remains vacant, with a strong interest in each seat that has been appointed.
- AAC members continue to be highly engaged despite virtual meetings. Public participation has also increased as individuals have found the virtual format's ease and safety conducive to participation. Overall the AAC has welcomed more public comments on average with virtual meetings than recent 2020 and 2021 meetings.

- The AAC is a diverse group of aviation professionals, retired executives, members of the public, consultants, and educators. There is a balanced mix of pilots and non-pilots.
- Several committee members are also involved in other county and city advisory bodies, committees, and commissions.

**Current AAC member roster is as follows:**

<u>AAC Members</u>	<u>Representing</u>	<u>2022 Appointment Status</u>	<u>Term Expiration Date</u>
Vacant	District I	Recruiting	2/29/2020
Michael Bruno	Airport Business Association	Reappointed	2/28/2025
Eric Meinbress	Member at large	Reappointed	2/28/2023
Ronald Reagan	District III	Reappointed	2/29/2024
Richard Celestre	City of Pleasant Hill	Appointed	2/29/2024
Christopher Baker	District V	Appointed	2/28/2023
Keith McMahon	City of Concord	Reappointed	2/28/2025
Roger Bass	District II	Reappointed	2/29/2024
Shawn Stappen	Member at large	Appointed	2/29/2024
Gareth Ashley	District IV	Appointed	2/28/2023
Emily Barnett	Member at large	Reappointed	2/28/2025
Donna Dietrich	Pacheco Neighbor	Reappointed	2/29/2024
Vacant	Byron Neighbor	Recruiting	2/29/2024

**Current AAC Officers:**

<u>AAC Member</u>	<u>Position</u>	<u>Election Status</u>
Emily Barnett	Chair	Elected
Roger Bass	Vice-Chair	Elected
Eric Meinbress	Secretary	Elected

**Training/Certification**

- It is mandatory for all Committee members to complete County training regarding the Ralph M. Brown Act and the County's Better Government Ordinance, and complete the County's Ethics Orientation within 90 days of the appointment and every two years thereafter.

**Proposed Objectives for 2023**

- Completion of the New Terminal at Buchanan Airport
- Implementation of the Byron Airport General Plan Amendment

- Continue to advise and review the Economic Development Incentive Program (EDIP) including promoting progress on EDIP and strategic priority projects
- Continue to support and grow the BATS and GoMomentum partnerships and projects
- Continue to advise, monitor, and review the Buchanan Field and Byron Airports' construction and maintenance projects
- Continue to advise, monitor, and review activities and incidents impacting airport security
- Continue to grow and develop community and tenant outreach efforts for both airports
- Continue to advise, monitor, and review the Airports' budget, noise statistics, and overall operations
- Continue to work with the surrounding communities regarding noise inquiries and other aviation-related issues
- Continue regular discussions with Airport Staff on various airport developments (current and future), projects and issues, as well as disseminate information and offer recommendations
- Continue to advise Airport Staff on the design of the new Buchanan Airport Terminal
- Continue to provide the general public with an open forum for discussions on aviation-related matters

c: Beth Lee, Assistant Director of Airports-Administration  
Russell Milburn, Assistant Director of Airports-Operations  
Emily Barnett, AAC Chair  
Roger Bass, AAC Vice-Chair  
Eric Meinbress, AAC Secretary



Contra  
Costa  
County

To: Board of Supervisors  
From: Anna Roth, Health Services Director  
Date: December 6, 2022

**Subject:** Contra Costa County Integrated Pest Management Advisory Committee 2022 Annual Report and 2023 Work Plan

---

**RECOMMENDATION(S):**

ACCEPT the Contra Costa County Integrated Pest Management (IPM) Advisory Committee 2022 Annual Report and 2023 Work Plan.

**FISCAL IMPACT:**

There is no fiscal impact for this action.

**BACKGROUND:**

On January 7, 2020, the Board of Supervisors adopted Resolution No. 2020/1, which requires that each advisory board, commission, or committee report annually to the Board on its activities, accomplishments, membership attendance, required training/certification, and proposed work plan or objectives for the following year. The attached report fulfills this requirement. An update of the IPM Program will be presented to the Transportation, Water, and Infrastructure Committee (TWIC) on December 12, 2022.

**CONSEQUENCE OF NEGATIVE ACTION:**

If the report is not accepted, the IPM Advisory Committee will not be in compliance with Resolution No. 2020/1.

---

APPROVE

OTHER

RECOMMENDATION OF CNTY ADMINISTRATOR

RECOMMENDATION OF BOARD COMMITTEE

---

Action of Board On: **12/06/2022**  APPROVED AS RECOMMENDED  OTHER

Clerks Notes:

**VOTE OF SUPERVISORS**

AYE: John Gioia, District I Supervisor  
Candace Andersen, District II Supervisor  
Diane Burgis, District III Supervisor  
Karen Mitchoff, District IV Supervisor  
Federal D. Glover, District V Supervisor

I hereby certify that this is a true and correct copy of an action taken and entered on the minutes of the Board of Supervisors on the date shown.

ATTESTED: December 6, 2022

Monica Nino, County Administrator and Clerk of the Board of Supervisors

By: Antonia Welty, Deputy

Contact: Wade Finlinson, (925) 655-3214

cc:

ATTACHMENTS

2022 Annual Report & 2023 Work  
Plan





# 2022 Integrated Pest Management Annual Report



## IPM Advisory Committee Members

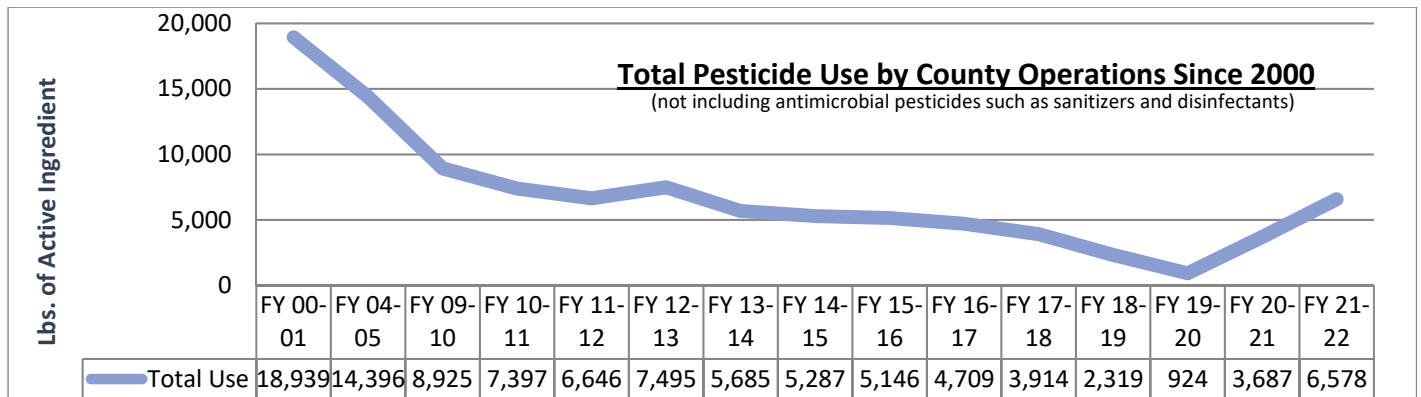
Jim Donnelly, Chair.....Public Member #3 Seat  
 Kimberly Hazard, Vice Chair.....Sustainability Commission Representative  
 Carlos Agurto, Secretary.....County Pest Management Contractor Seat  
 Susan Captain.....Public Member #1 Seat  
 Stephen Prée.....Public Member #2 Seat  
 Amy Budahn.....Public Member Alternate Seat  
 Andrew Sutherland.....Environmental Organization Representative  
 Susan Heckly.....Fish & Wildlife Commission Representative  
 Michele Mancuso.....County Stormwater Program Representative  
 Michael Kent.....Health Services Department Representative  
 Dave Lavelle.....Public Works Facilities Designee  
 Chris Lau.....Public Works Deputy Director Designee  
 Beth Slate.....Agriculture Commissioner Designee

Hills above Marsh Creek Detention Facility

# Executive Summary

## Pesticide Usage

- For the first time in the history of the IPM Program, the amount of pesticide applied to County property has increased for two consecutive years. Usage numbers from 2018 to 2021 are misleading since the Public Works Department Maintenance Division (PWD-Maintenance) suspended herbicide applications during that time. Nevertheless, usage this year represents a nine-year high and merits a closer examination of the program in 2023. The following chart shows the total amount of pesticide used by County operations since 2000.



## IPM Program Highlights

- The IPM Advisory Committee developed a new IPM plan template to help County pest management operations comply with [Administrative Bulletin 542](#). The new, simplified format is nimbler than previous versions and highlights information relevant to public observation. Each section within the template provides guidance for County staff while promoting a process that refines how the Committee monitors pest management activities in County operations. The Committee anticipates annually reviewing each completed departmental or divisional IPM plan during its meetings.
- The Committee initiated the process to revise the County IPM Policy and Committee bylaws. Potential revisions were identified during Committee discussions about potentially adding seats to represent University of California Agriculture and Natural Resources (UCANR) and the Public Works Airports Division (PWD-Airports). Additional alterations being discussed include converting the Public Member-Alternate seat to an at-large public member seat and designating all seats as voting members. Committee membership has historically been listed in both the IPM Policy and the bylaws. The Committee will likely propose removing the membership section from the Policy so future revisions to either document would not require an update to both.
- The Committee completed [Decision Documentation for Vegetation Management at County Airports](#). The document transparently depicts how vegetation management decisions are made at both County airports and identifies areas for refinement. An enhanced use of the [Pesticide Risk Footprint Tool](#) is incorporated in the chemical controls section.
- The IPM Coordinator assisted the Board of Supervisors in preparing [Resolution Number 2022/96](#) commemorating the 100<sup>th</sup> anniversary of the birth of IPM pioneer Dr. Robert van den Bosch in Martinez. The resolution passed unanimously and is now on display in the Martinez Museum. Van, as he was primarily known, coauthored a seminal article that is largely credited with the introduction of several concepts now known as integrated pest management.



# 2022 Integrated Pest Management Annual Report

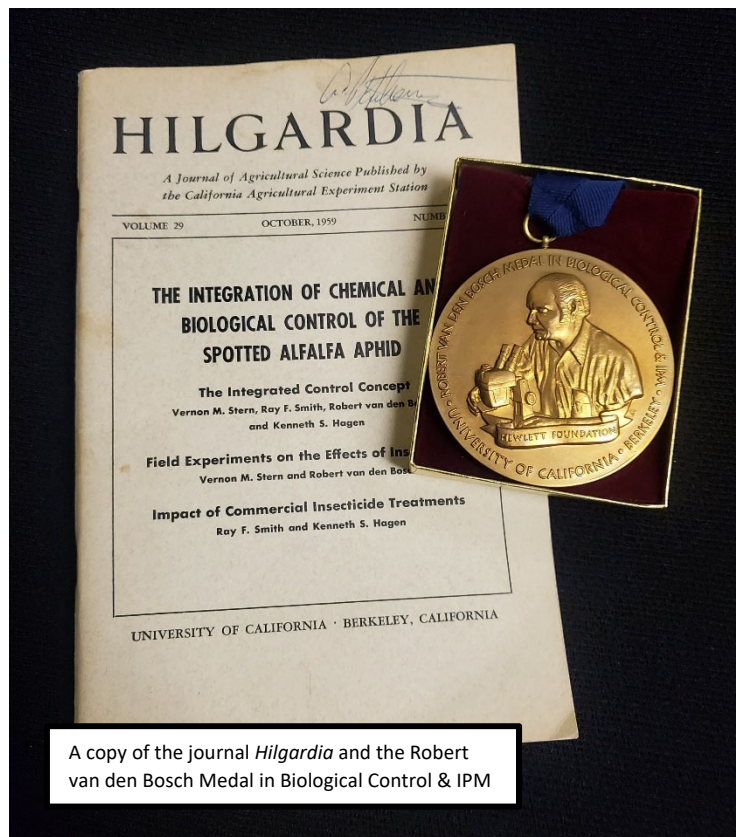
## Introduction

Integrated Pest Management (IPM) has never been—nor will it likely ever become—a tidy system of definitive rules and rigid metrics. IPM also has never been and probably won't ever be the first topic of choice in most conversations that occur amongst our species. Even within peculiar circles of professionals and citizens who share concerns about weeds, bugs, germs, rodents and other accoutrements of the natural world, the topic is often queued below a list of more elegant subjects.

Nevertheless, the IPM Advisory Committee continues to simultaneously engage in the ongoing experiment of democracy as well as this sordid, yet critical pursuit. The difference between IPM victories and failures are rarely clear. 2022 is no exception. On one hand, pesticide usage in County departments reached a 9-year-high. On the other, the Committee developed an IPM plan template that should illuminate paths toward the refinement of pest management programs in the County.

November 12, 2022 marked exactly twenty years since the Board of Supervisors (Board) adopted Contra Costa County's first IPM Policy. Another local anniversary significant to the global practice of IPM was also observed earlier in the year. On March 31<sup>st</sup>, the Board [commemorated](#) the centennial of the birth of IPM pioneer Robert van den Bosch (Van) in Martinez. Van was born and raised in Martinez; he and his wife Peggy were residents of Kensington. Along with contemporaries he initiated concepts of pest containment in agricultural systems that have since been incorporated into urban integrated pest management programs.

As we reflect on the legacy of Professor Van den Bosch and two decades of IPM in the County, the quest to pursue a more perfect program endures. Pesticide use reporting will continue to be a key component of the IPM Program, but it does not fully convey contextual complexities. Climate impacts, staff shortages, and other considerations will continue to complicate an already dynamic overlap between natural systems and the built environment. The new IPM plan format for operations within the County is intended to move towards an elevated level of stewardship.



A copy of the journal *Hilgardia* and the Robert van den Bosch Medal in Biological Control & IPM

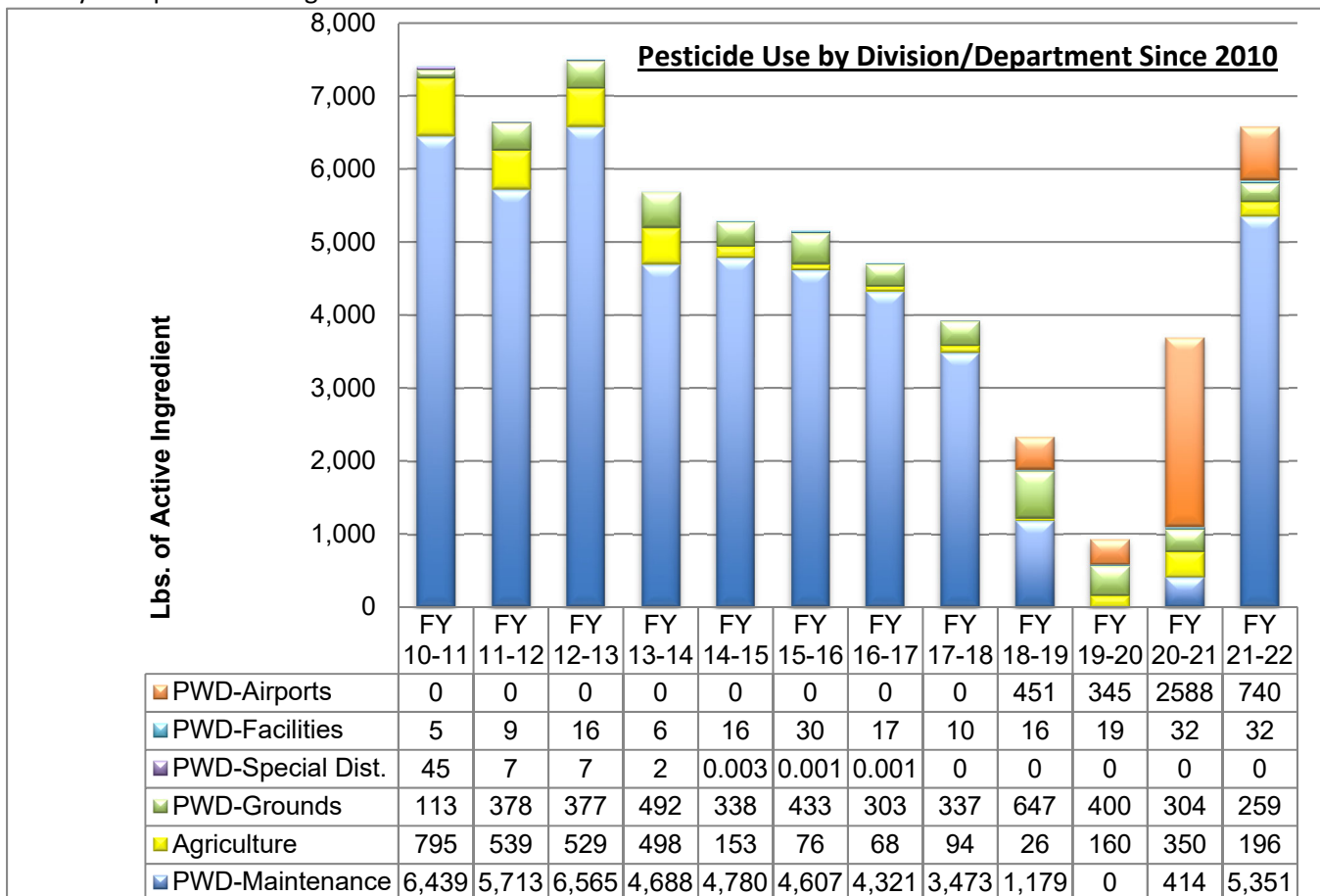
Perhaps the next 20 years of the IPM program will feature enhanced mechanisms for measuring holistic management outcomes. Most land and structural properties operated by the County and similar institutions are typically managed with a focus on a single function. An expanded view of many of these parcels reveal latent beneficial resources that extend beyond useful square footage or road miles. Co-benefits of an ecosystem-based strategy could include drought resilience, carbon sequestration, habitat improvements and many others.

## Pesticide Usage

Between 2000 and 2020, the County reduced pesticide use by 95%. In the two years since that point, usage is now trending upwards. This year, the amount of herbicide applied on County properties reached the highest point it has been since fiscal year (FY) 2012-13. The increase is attributed to PWD-Maintenance who manage vegetation on roadsides, rights-of way, and Flood Control properties. The Decision-Making Subcommittee and PWD-Maintenance intend to review herbicide use as part of the process of revising pertinent decision documents in 2023.

PWD-Maintenance has four Vegetation Management Technician positions and FY 2021-22 was the first time in several years that all four positions were filled. Since then, three of the four have either retired or resigned. The combination of being fully staffed during the reporting period and the need to catch up on deferred maintenance in untreated areas during the 26-month suspension of herbicide applications, contributed to the drastic increase. This was also the first full year of herbicide applications in the Maintenance Division since FY 2017-18. It's important to note that a single year's data does not represent a trend, and the planned engagement with PWD-Maintenance in 2023 will further clarify details of this critical program. A guiding principal will be to appropriately juxtapose chemical controls with mandated fire prevention, traffic safety, and flood prevention expectations.

The chart below shows the last 12 years of pesticide usage broken down by department or division. Note that these totals with limited exceptions do not include sanitizers and disinfectants which are classified as pesticides by the Environmental Protection Agency. The full [Pesticide Use Summary Comparison](#) details Countywide pesticide usage in FY 2021-22.



## **Development of the Departmental/Divisional IPM Plan Template**

The most notable achievement of the Committee in 2022 was the creation of a departmental/divisional IPM plan template. The Committee reviewed existing departmental IPM plans in 2021 and advised the IPM Coordinator to draft an updated template. The first draft was introduced in January. The Committee worked from January through July to refine the format to be more user-friendly for County staff while promoting a process that improves how the Committee—and the public, by extension—monitors pest management activities in County operations.

With the exception of the PWD-Facilities IPM plan developed by Pestec, the other departmental IPM plans had not been revised since 2013 (PWD-Facilities require selected structural pest management contractors to submit an IPM plan as specified in the competitive bidding process). The 2013 versions were thorough and included an admirable level of detail. However, the Committee found that a simpler format would better support the goals of the IPM Policy.

Administrative Bulletin 542 requires the Agriculture and Public Works Departments to "develop and maintain a written IPM Plan, or its equivalent, specific to the operational needs of the department and consistent with the (University of California Statewide IPM Program) IPM definition." The policy also requires each department to designate a departmental IPM Coordinator and provide an annual report of pest management activities to the County IPM Coordinator by September 30th of each year.

One key role of the IPM Advisory Committee as stated in the IPM Policy is to "serve as a resource to help both department heads and the Board of Supervisors review and improve existing programs and the processes used for making pest management decisions." The Committee will be better situated to fulfil that role if the new template is adopted by each applicable department or division.

The IPM Advisory Committee anticipates annually reviewing each completed divisional IPM plan during regular meetings. This is in addition to the requirement that each departmental IPM Coordinator provide an annual report to be included with the Committee report as referenced above. Presumably, the discussion that occurs during the annual IPM plan review will clarify expectations for the divisional IPM annual reports to be submitted later in the year.

The proposed template including written guidance for every section is featured in [Appendix A](#). Previous versions of departmental IPM plans can be found at the following links:

- [2013 IPM Plan for the Agriculture Department](#)
- [2013 IPM Plan for PWD-Maintenance](#)
- [2021 IPM Plan for PWD-Facilities \(Pestec\)](#)
- [2013 IPM Plan for PWD-Grounds](#)

## **Initiated Revisions to Committee Bylaws and the County IPM Policy**

During the July meeting, the Committee reviewed their bylaws which were last updated in 2017. That discussion led to the creation of an ad hoc subcommittee to examine potential changes. Since many elements of the bylaws are replicated in the County IPM Policy, the subcommittee simultaneously reviewed both documents. They met four times between September and November. The full Committee discussed the recommended revisions in their November meeting and will continue to deliberate on the topic in 2023.

The most substantial bylaws change being considered includes amending Committee membership to add a representative from University of California Agriculture and Natural Resources (UCANR) as well as a staff seat representing PWD-Airports. The Committee is also considering the designation of all seats as voting members.

Pending changes to the IPM Policy involve the removal of duplicate items also found in the bylaws as well as minor editorial modifications.

There is precedent for inclusion of UCANR in the County IPM Program. The previous iteration of the Committee (prior to 2009) had a designated UC seat. The current Environmental Organization Seat is filled by Dr. Andrew Sutherland, an IPM Advisor with the Cooperative Extension (a program of UCANR). Dr. Sutherland also served in the Public Member #2 At-Large Seat from 2016 through 2019. There are several UCANR-affiliated professionals in the region whose areas of expertise would benefit the work of the Committee on a wide range of IPM-related topics. Those include human-wildlife interactions, urban forestry, specialty crops, rangeland management, urban agriculture, and other relevant disciplines.

The rationale for adding a representative from PWD-Airports is that they now manage all components of their sizable vegetation management program. Prior to 2018, airport herbicide applications were performed by PWD-Maintenance staff. Airport Safety Officers now use chemical controls to supplement their vegetation management efforts that consist of mechanical, cultural, and biological tactics. Other changes to staff seats on the Committee were explored. The executive management teams of the Agriculture and Public Works Departments were consulted during this process and are supportive of the modifications under consideration.



### **Additional Accomplishments of the Committee**

Other notable activities of the Committee in 2022 included the development of [Decision Documentation for Vegetation Management at County Airports](#) and the facilitation of discussions on the following topics:

1. IPM specifications on leased property.
  2. Per- and polyfluoroalkyl substances (PFAS) in artificial turf.
  3. Review of previous Committee recommendations.
1. Decision-Making Subcommittee members raised concerns about potential liabilities associated with pest management activities conducted by private lessees on County property near the Buchanan Field Airport. Representatives from the Public Works Real Property Division (PWD-Real Property) and PWD-Airports attended the March meeting of the full Committee to discuss the concerns. The presenters noted that current lease agreements—both for when the County acts as lessee and lessor—do not specifically include language that requires or encourages IPM practices. The IPM Policy applies only to County-maintained properties, but [Administrative Bulletin 542](#) requires “reasonable efforts to negotiate the use of IPM practices as a part of” leases with terms of more than three months.



2. During the May meeting, Dr. Salar Parvini from the National PFAS Workgroup Council presented information regarding PFAS in artificial turf. The item was of interest to the Committee since it included the installation of artificial turf as a type of cultural control in [Decision Documentation for Vegetation Management at Juvenile Hall](#). The Committee referred additional consideration of the issue to the Decision-Making Subcommittee who discussed it in August. Subcommittee members expressed the importance of being aware of these hazards, but cited the lack of regulatory guidance and general information about exposure risks to formally make recommendations pertaining to the topic. In September, this was reported back to the full Committee who declined to take action.
3. Supervisor Candace Andersen attended the March meeting to discuss previous recommendations from the Committee. The discussion highlighted progress on some recommendations and identified implementation barriers on others. It was noted that even though many recommendations may not be feasible within current operations, they embody IPM values that County departments should aspire to. A tracking table of all recommendations made since 2018 is updated annually and provided to TWIC. In 2022, PWD-Maintenance and PWD-Grounds made progress on recommendations from previous years as pictured below.



Carlos Agurto from Pestec operates a CO-Jack machine to control ground squirrels along a Rheem Creek levee in Richmond. PWD-Maintenance initiated the pilot in response to excessive burrowing at this location. In 2019, the Committee recommended using this tactic as part of a year-round effort to protect critical infrastructure. Pest populations were reduced as a result of this effort. Ongoing trials and analysis are needed to fully evaluate potential expansion.

In 2020, the Committee made a recommendation to explore partnerships with organizations like Save Mount Diablo (SMD) who own property adjacent to the 154-acre parcel that contains Marsh Creek Detention Facility. County staff met with members of SMD's Land Stewardship Team to assess plant communities and other ecological assets. Pictured left to right is Sean Burke-SMD Land Programs Director, Debbie King- Grounds Supervisor from PWD-Grounds, and Roxana Lucero-SMD Land Stewardship Manager.



**Attendance, Training, and Member Engagement**

IPM Advisory Committee Attendance							
2022	1/20	3/17	5/19	7/21	9/15	11/17	Total Absences
Public Member #1	P	P		P	P		2
Public Member #2		P	P	P	P	P	1
Public Member #3	P	P		P	P	P	1
Public Member Alternate		P	P	P			3
Environmental Org. Representative	P	P	P				3
Sustainability Comm. Representative		P	P	P	P	P	1
Fish & Wildlife Comm. Representative	P	P	P	P	P	P	0
Stormwater Program Representative	P	P	P	P		P	1
Health Services Representative	P	P		P	P	P	1
Ag Commissioner Designee		P	P		P	P	2
PWD-Facilities Designee	P	P	P		P	P	1
PWD Deputy Director Designee	P	P	P		P	P	1
County Pest Mgmt. Contractor	P		P		P	P	2
Total Present	9	12	10	8	10	10	
Voting Members Present	6	8	6	8	6	6	

P=Present


- All public members of the Committee are current on Brown Act and Better Government Ordinance Training.
- There have been no unexpected vacancies occur within the reporting period.
- In addition to the six meetings of the full Committee, many members also attended subcommittee meetings throughout the year. The Decision-Making Subcommittee met four times and the Ad Hoc Bylaws Subcommittee also had four meetings.
- No Committee meetings were canceled this year due to lack of quorum.
- A quorum of voting members was present for all meetings with the exception of half of the November meeting.
- Regarding current public members, two reside in Board District 1, three in District 2, one in District 4, and one in District 5. No public member currently lives in Districts 3 or the eastern portion of District 5.



# 2023 Work Plan of the IPM Advisory Committee

The IPM Committee will focus on the following objectives in 2023 that correspond to the four IPM Policy goals:

1. *Minimize risks to the general public, staff and the environment as a result of pest control activities conducted by County staff and contractors.*
  - a. **Implement an IPM training program that complies with County policy and other relevant mandates.**
  - b. **Identify IPM-related impacts of climate change and assist County operations create a better built environment.**
  
2. *Create, implement and periodically review written IPM plans in the Agriculture, Health, and Public Works Departments specific to their operational needs and consistent with the UC definition and this policy.*
  - a. **Review revised IPM plans for County departments and divisions during the year and advise departmental/divisional IPM coordinators on what elements to highlight in their annual report.**
  
3. *Promote availability, public awareness and public input into written county pest management plans and records.*
  - a. **Investigate the feasibility of standardizing pest management recordkeeping across County Departments and centralizing reporting protocols.**
  
4. *Create public awareness of IPM through education.*
  - a. **Coordinate meeting agendas around specific themes that promote engagement on IPM topics of mutual interest to residents and adjacent public agencies.**



**Appendix A: Revised Departmental/Divisional IPM Plan Template**



# Contra Costa County Integrated Pest Management (IPM) Program Departmental/Divisional IPM Plan for

(Name of department or division)

Revised: (Date of Revision)

On November 12, 2002, the County Board of Supervisors adopted the Integrated Pest Management definition provided by the University of California Statewide IPM Project, which states: "Integrated Pest Management is an ecosystem-based strategy that focuses on long-term prevention of pests or their damage through a combination of techniques such as biological control, habitat manipulation, modification of cultural practices, and use of resistant varieties. Pesticides are used only after monitoring indicates that they are needed according to established guidelines, and treatments are made with the goal of removing only the target organisms. Pest control materials are selected and applied in a manner that minimizes risks to human health, to beneficial and non-target organisms, and to the environment."

The Agriculture and Public Works Departments will use the IPM principles set forth in this Administrative Bulletin whenever providing pest management services. Each department will establish an IPM program. As a part of the respective IPM programs, each department will develop and maintain a written IPM Plan, or its equivalent, specific to the operational needs of the department and consistent with the IPM definition above. Each Department will designate a Departmental IPM Coordinator responsible for implementation. (excerpt from [Administrative Bulletin 542](#))

## Section 1: Overview of the pest management function in the department/division

*Guidance: Include a general description of the department or division and the role of pest management in the context of its broader delivery of services. Characterize and quantify site types and list pests typical to each property. Where applicable, highlight regulatory mandates, customer service expectations, or industry standards that impact how pest management decisions are made. This section may also include organizational values that support the implementation of integrated pest management.*

*IPM Advisory Committee members recommend the inclusion of quantifiable data (miles of roadside, acres, square feet, etc.) to describe sites and also include the budgeted amount used on pest management-related efforts.*

**Section 2: Description of available staff and contractor resources**

Name and title of departmental/divisional IPM Coordinator:

*(not to be confused with the Countywide IPM Coordinator)*

Classification titles of staff who perform pest management tasks and number of positions allocated:

*Guidance: This should include titles of all positions making pest management decisions and those performing field tasks.*

Description of IPM training currently available to staff:

*Guidance: Detail which IPM-focused training is currently provided to staff and how it complies with the IPM Policy and provisions in the Municipal Regional Stormwater Permit (MRP).*

*The Countywide IPM Policy states “Training programs will be developed under the direction of the County IPM Coordinator with the concurrence of the IPM Advisory Committee to ensure that County employees understand IPM techniques and County Policy.”*

*The MRP requires “that all municipal employees who, within the scope of their duties, apply or use pesticides are trained in IPM practices and the Permittee’s IPM policy and/or ordinance and standard operating procedures.” (The current version of the MRP is available at this link:*

*[https://www.waterboards.ca.gov/sanfranciscobay/board\\_decisions/adopted\\_orders/2022/R2-2022-0018.pdf](https://www.waterboards.ca.gov/sanfranciscobay/board_decisions/adopted_orders/2022/R2-2022-0018.pdf)*

Names of private companies contracted to perform pest management tasks and scope of service rendered:

*Guidance: List current service providers under contract that have any pest control component. This includes services such as landscape maintenance, grazing, trapping, disking, etc.*

### Section 3: Operational considerations

Description of how sites are monitored for pests and the process for selecting pest management tactics:

*Guidance: Indicate who generally monitors each property for pests and the frequency of these visits. What methods are used? Also include the process for responding to service requests from citizens, customers, or regulatory bodies. Articulate what pest tolerance levels are in place and describe how they differ from one property type to another. If pest tolerance levels are not uniform throughout the property portfolio, describe how certain sites or segments of sites are prioritized.*

Description of non-chemical pest management tactics most commonly used:

*Guidance: List all non-chemical methods currently in use and include operational advantages and limitations of the different techniques. Project the long-term viability of each practice and indicate what barriers currently prevent broader application of each method.*

Pesticide selection process:

*Guidance: Detail how pesticides are selected to minimize risks to human health, to beneficial and non-target organisms, and to the environment. List all pesticides currently being used as well as alternative products being considered.*

## Section 4: Long-Term Planning

### Environmental Stewardship:

*Guidance: Provide a statement that addresses the department/division's ability to incorporate other potential co-benefits of ecosystem-based pest prevention activities. These may include elements such as wildlife habitat preservation, carbon sequestration, wildfire resilience, and others.*

### Innovation:

*Guidance: Record priorities for potential pest management pilot projects and research endeavors. List upcoming capital projects or other initiatives that may be able to incorporate proactive principles of integrated pest management.*

### Annual Goals:

*Guidance: List measurable pest management goals that the department or division is pursuing this year. Progress on these goals should be included in departmental submissions that are included in the Annual IPM report.*

*Where applicable, tie goals to those listed in the IPM Policy, any relevant decision documentation, or previous recommendations from the IPM Advisory Committee.*

## Section 5: Transparency

*Guidance: Describe how the department/division will fulfil the IPM policy goal to promote availability, public awareness and public input into written county pest management plans and records.*





Contra  
Costa  
County

To: Board of Supervisors  
From: Mary Ann Mason, County Counsel  
Date: December 6, 2022

Subject: Conflict of Interest Code for the East Contra Costa Irrigation District

---

**RECOMMENDATION(S):**

APPROVE amended Conflict of Interest Code for the East Contra Costa Irrigation District ("District"), including the list of designated positions and disclosure categories.

**FISCAL IMPACT:**

None.

**BACKGROUND:**

The District has amended its Conflict of Interest Code and submitted the revised code, attached as Exhibit A, to the Board for approval pursuant to Government Code sections 87306 and 87306.5.

The changes include an updated list of positions designated to file conflict of interest statements, including the addition of one position, the deletion of one position, and revision to the title of two positions, and revisions to the list of disclosure categories. These changes will ensure that the Conflict of Interest Code accurately reflects the current positions and organizational structure in use by the District. A red-lined version of the Conflict of Interest Code is attached as Exhibit B.

**CONSEQUENCE OF NEGATIVE ACTION:**

None.

- 
- APPROVE  OTHER
  - RECOMMENDATION OF CNTY ADMINISTRATOR  RECOMMENDATION OF BOARD COMMITTEE
- 

Action of Board On: **12/06/2022**  APPROVED AS RECOMMENDED  OTHER

Clerks Notes:

**VOTE OF SUPERVISORS**

AYE: John Gioia, District I Supervisor  
Candace Andersen, District II Supervisor  
Diane Burgis, District III Supervisor  
Karen Mitchoff, District IV Supervisor  
Federal D. Glover, District V Supervisor

I hereby certify that this is a true and correct copy of an action taken and entered on the minutes of the Board of Supervisors on the date shown.

ATTESTED: December 6, 2022  
Monica Nino, County Administrator and Clerk of the Board of Supervisors

Contact: Kurtis C. Keller, Deputy County Counsel, (925) 655-2200      By: Antonia Welty, Deputy

CLERK'S ADDENDUM


Speaker: No name given.

ATTACHMENTS

Exhibit A - Conflict of Interest Code for the East Contra Costa Irrigation District

Exhibit B - Conflict of Interest Code for the East Contra Costa Irrigation District - REDLINED

**EAST CONTRA COSTA IRRIGATION DISTRICT**  
**CONFLICT OF INTEREST CODE**



The Political Reform Act (Government Code Section 81000, et seq.) requires local government agencies to adopt and promulgate conflict of interest codes. The Fair Political Practices Commission has adopted a regulation (2 California Code of Regulations Section 18730) that contains the terms of a standard conflict of interest code, which can be incorporated by reference in an agency's code. After public notice and hearing, the standard code may be amended by the Fair Political Practices Commission to conform to amendments in the Political Reform Act. Therefore, the terms of 2 California Code of Regulations Section 18730 and any amendments to it duly adopted by the Fair Political Practices Commission are hereby incorporated by reference. This regulation and the attached Appendices, designating positions and establishing disclosure categories, shall constitute the Conflict of Interest Code of the East Contra Costa Irrigation District ("District").

Individuals holding designated positions shall file their statements of economic interests with the District, which will make the statements available for public inspection and reproduction (Gov. Code Sec. 81008). Upon receipt of the statements for the Board President, Members of the Board, and the General Manager/Secretary, the District shall make and retain copies and forward the originals to the County of Contra Costa. All other statements will be retained by the District.

## APPENDIX OF DESIGNATED POSITIONS

<b>Position</b>	<b>Disclosure Category</b>
Board President	1, 4
Member, Board of Directors	1, 4
General Manager/Secretary	1, 4
Consultant <sup>1</sup>	1

---

<sup>1</sup> Consultants shall disclose pursuant to the broadest disclosure category in this code, except that the General Manager may determine in writing that a particular consultant, although a “designated position”, is hired to perform a range of duties that is limited in scope and thus is not required to fully comply with the broadest disclosure requirements. The General Manager’s determination shall include a description of the consultant’s duties, and based upon that description, the General Manager shall include a statement of the extent of the disclosure requirements for the consultant. The General Manager’s determination shall be a public record and shall be retained for public inspection in the same manner as this Conflict of Interest Code.

## APPENDIX OF DISCLOSURE CATEGORIES

### **Category 1 (Full Disclosure):**

All interests in real property within the District, or the District's sphere of influence, including property located within a two-mile radius of any real property owned or used by the District; as well as investments, business positions, and sources of income, including gifts, loans, and travel payments.

### **Category 2 (Full Disclosure Excluding Real Property):**

All investments, business positions, and sources of income, including gifts, loans, and travel payments.

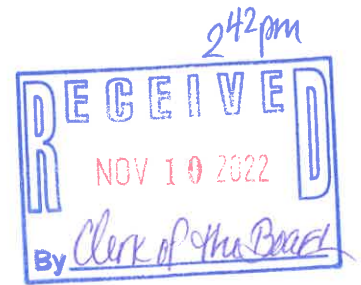
### **Category 3 (General Contracting/Permitting/Licensing Category):**

Investments, business positions, and sources of income of the type which provide services, supplies, materials, machinery or equipment of the type utilized by the official, consultant, or employee's department or division.

### **Category 4 (Government Code § 87200 Filers):**

All officials and employees in this category shall disclose their economic interests as required by Government Code section 87200, *et seq.*

CONFLICT OF INTEREST CODE FOR THE  
EAST CONTRA COSTA IRRIGATION DISTRICT



The Political Reform Act, (Government Code Sections 81000, et. seq.), requires ~~state and~~ local government agencies to adopt and promulgate Conflict of Interest Codes. The Fair Political Practices Commission has adopted a regulation, (2 California Code of Regulations Section 18730), ~~which that~~ contains the terms of a standard Conflict of Interest Code, which can be incorporated by reference ~~s, in an agency's code. and which may be amended by the Fair Political Practices Commission to conform to amendments in the Political Reform Act~~ After public notice and hearings, ~~the standard code may be amended by the Fair Political Practices Commission to conform to amendments in the Political Reform Act.~~ Therefore, the terms of 2 California Code of Regulations Section 18730 and any amendments to it duly adopted by the Fair Political Practices Commission, ~~are hereby incorporated by reference. along with the~~ This regulation and the attached Appendices, designating positions and establishing ~~A in which officials and employees are designated and~~ disclosure categories, ~~shall are set forth, are hereby incorporated by reference and~~ constitute the Conflict of Interest Code of the East Contra Costa Irrigation District ("District").

Individuals holding ~~designated positions employees~~ shall file their statements of economic interests with the ~~East Contra Costa Irrigation District,~~ which will make the statements available for public inspection and reproduction (Gov. Code Sec. 81008). Upon receipt of the statements for the Board President, Members of the Board, and the General Manager/Secretary, the District shall make and retain a copy ~~ies~~ and forward the originals ~~of these statements~~ to the County Clerk of ~~the~~ Contra Costa ~~Board of Supervisors~~. All other statements will be retained by the District.

## APPENDIX A OF DESIGNATED POSITIONS

Designated Position	Disclosure Category
Board President	1, 4
Member, Board of Directors <del>of the District and all candidates</del>	1, 2, 3, 4
General Manager/Secretary	1, 2, 3, 4
Treasurer/Collector	1, 2, 3
*Consultants	1, 2, 3

### Explanation of Disclosure Categories

\*Consultants ~~shall be included in the list of designated employees and~~ shall disclose pursuant to the broadest disclosure category in ~~theis~~ code, ~~subject to the following limitation: except that~~ the General Manager/Secretary may determine in writing that a particular consultant, although a "designated position," is hired to perform a range of duties that is limited in scope and thus is not required to fully comply with the broadest disclosure requirements. ~~in this section. The General Manager's Such-written~~ determination shall include a description of the consultant's duties, and, based upon that description, ~~the General Manager shall include~~ a statement of the extent of the ~~required~~ disclosure requirements for the consultant. The General Manager/Secretary's determination ~~shall be is~~ a public record and shall be retained for public inspection in the same manner ~~and location~~ as this Conflict of Interest Code.



## APPENDIX OF DISCLOSURE CATEGORIES

### CATEGORY 1(Full Disclosure):

All interests in real property within the District, or the District's sphere of influence, including ~~property~~; located ~~in whole or in part~~ within a two-miles radius of any real property ~~land~~ owned, or used ~~or contemplated for use~~ by the District.; as well as investments, business positions, and sources of income, including gifts, loans, and travel payments.

### CATEGORY 2 (Full Disclosure Excluding Real Property):

All investments, business positions, and sources of income, including gifts, loans and travel payments. ~~investments and business positions in any business entity of the type which, within the last two years, has contracted to provide or has provided the District with services, supplies, material, machinery or equipment.~~

### CATEGORY 3 (General Contracting/Permitting/Licensing Category):

Investments, business positions, and sources of income of the type which provide services, supplies, materials, machinery, or equipment of the type utilized by the official, consultant, or employee's department or division. ~~in and/or investments in and/or income from: the distributor or local supplier of motor vehicles and/or specialty vehicles and equipment used by the District and parts used therein; suppliers of construction and building materials; local contractors; office equipment and supplies; petroleum products; pipes, valves, fittings, pump, meters, etc.,; safety equipment and facilities; engineering services; water quality testing; real property; newspapers and other publications; printing or reproduction services; employment agencies; services in any way related to the taking of real and personal property by way of legal process (eminent domain) or negotiation; soil tests, compaction and other agreements on grading requirements; banks and savings and loans; insurance companies; public utilities; and accounting or audit services.~~

### CATEGORY 4 (Government Code 87200 Filers):

All officials and employees in this category shall disclose their economic interests as required by Government Code Section 87200, et seq.



Contra  
Costa  
County

To: Board of Supervisors  
From: Mary Ann Mason, County Counsel  
Date: December 6, 2022

**Subject:** Conflict of Interest Code for the Kensington Police Protection & Community Services District

---

**RECOMMENDATION(S):**

APPROVE amended Conflict of Interest Code for the Kensington Police Protection & Community Services District ("District").

**FISCAL IMPACT:**

None.

**BACKGROUND:**

The District has amended its Conflict of Interest Code, including its Exhibit A which provides disclosure categories and the list of positions designated to file conflict of interest statements, and submitted the revised Code, attached as Exhibit 1, to the Board for approval pursuant to Government Code sections 87306 and 87306.5.

The changes include the deletion of two positions and addition of one position designated to file conflict of interest statements. These changes will ensure that the Conflict of Interest Code accurately reflects the current positions and organizational structure in use by the District. A red-lined version of the Code is attached as Exhibit 2.

**CONSEQUENCE OF NEGATIVE ACTION:**

None.

APPROVE

OTHER

RECOMMENDATION OF CNTY ADMINISTRATOR

RECOMMENDATION OF BOARD COMMITTEE

Action of Board On: **12/06/2022**  APPROVED AS RECOMMENDED  OTHER

Clerks Notes:

**VOTE OF SUPERVISORS**

AYE: John Gioia, District I Supervisor  
Candace Andersen, District II Supervisor  
Diane Burgis, District III Supervisor  
Karen Mitchoff, District IV Supervisor  
Federal D. Glover, District V Supervisor

I hereby certify that this is a true and correct copy of an action taken and entered on the minutes of the Board of Supervisors on the date shown.

ATTESTED: December 6, 2022

Monica Nino, County Administrator and Clerk of the Board of Supervisors

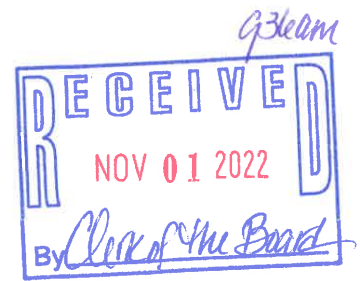
Contact: Kurtis C. Keller, Deputy County Counsel, (925) 655-2200

By: Antonia Welty, Deputy

ATTACHMENTS

Exhibit 1 - Conflict of Interest Code for the Kensington Police Protection & Community Services District

Exhibit 2 - Conflict of Interest Code for the Kensington Police Protection & Community Services District - REDLINED



**CONFLICT OF INTEREST CODE**  
**of the**  
**Kensington Police Protection & Community Services District**  
[Adopted October 13, 2022 ]

The Political Reform Act (Government Code Section 81000, et seq.) requires state and local government agencies to adopt and promulgate conflict of interest codes. The Fair Political Practices Commission has adopted a regulation (2 California Code of Regulations Section 18730) that contains the terms of a standard conflict of interest code, which can be incorporated by reference in an agency's code. After public notice and hearing, the standard code may be amended by the Fair Political Practices Commission to conform to amendments in the Political Reform Act. Therefore, the terms of 2 California Code of Regulations Section 18730 and any amendments to it duly adopted by the Fair Political Practices Commission are hereby incorporated by reference. This regulation and the attached Appendix A and B designating positions and establishing disclosure categories, shall constitute the conflict of interest code of the Kensington Police Protection and Community Services District.

Individuals holding designated positions shall file their statements of economic interests with the **District**, which will make the statements available for public inspection and reproduction (Gov. Code Sec. 81008). All statements will be retained by the **District**.

The full text of Section 18730, together with any amendment thereto, may be found at:

[www.fppc.ca.gov/the-law/fppc-regulations/regulations-index.html](http://www.fppc.ca.gov/the-law/fppc-regulations/regulations-index.html)

Designated positions shall file annual statements of economic interests with the District. In the event that the designated position manages investments for the District, such official shall file the original of the statement with the Fair Political Practices Commission and file a copy with the District; all other designated positions shall file their statements with the District. The District shall retain said documents for the period required by applicable records retention regulations. Statements of Economic Interests are public records available for public inspection and reproduction.

**APPENDIX "A"**  
**DESIGNATED POSITIONS**

The designated positions listed below are required to file Form 700 Statements of Economic Interests disclosing certain personal financial interests. These positions are required to file the applicable individual schedules to report investments, business positions, sources of income and interests in real property located in the District's jurisdiction. The applicable schedules to be filed for each position are based on the disclosure category assigned to the designated position.

<b>Designated Positions</b>	<b>Disclosure Category</b>
Board Member	1
General Manager	1
Employees with limited decision-making authority, such as purchasing, contracting for services, and/or making recommendations to the District Board or General Manager: <ul style="list-style-type: none"> <li>• Chief of Police</li> <li>• Clerk of the Board</li> <li>• Finance Director</li> <li>•</li> </ul>	2
Consultant	3

EXHIBIT "B"  
DISCLOSURE CATEGORIES:

**Disclosure Category 1:** Persons in this category shall disclose:

- A. Interests in real property located entirely or partly within District boundaries, or within two miles of District boundaries, or of any landed owned or used by the District.
- B. Investments or business positions in or income (including gifts, loans and travel payments) from sources that provide, plan to provide, or have provided in the last two years' facilities, goods, software, hardware, or services, including consulting services, to the District, or are engaged in the acquisition of real property within the District.

**Disclosure Category 2:** Persons in this category shall disclose:

- A. All investments, business positions in, and income (including gifts, loans, and travel payments) from sources that manufacture, sell or provide goods, equipment, vehicles, machinery or services, including training or consulting services, of the type utilized by the employee's designated department.

**Disclosure Category 3:**

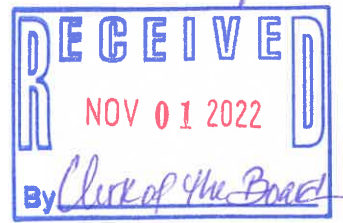
- A. Consultants shall disclose pursuant to the broadest disclosure category in the conflict-of-interest code subject to the following limitation: the General Manager may determine in writing that a particular consultant is hired to perform a range of duties that is limited in scope and, thus, is not required to comply with the full disclosure requirements described above, but instead must comply with more tailored disclosure requirements specific to that consultant. Such a determination shall include a description of the consultant's duties and, based upon that description, a statement of the extent of the disclosure requirements.

## History

1. Original submitted March 17, 1977; approved March 21, 1978
2. Amended December 19, 1978; approved December 19, 1979
3. General amendments; approved January 6, 1981
4. General amendments; approved August 16, 1983
5. General amendments; approved August 2, 1988
6. General amendments; approved March 27, 1990
7. General amendments; approved December 15, 1992
8. General amendments; approved July 19, 1994
9. General amendments; approved February 6, 1996
10. No amendments required 1996; submitted July 11, 1996
11. No amendments required 1998; submitted August 31, 1998
12. No amendments required 2000; submitted September 11, 2000
13. No amendments required 2002; submitted June 24, 2002
14. No amendments required 2004; submitted August 2, 2004
15. No amendments required 2006; submitted July 19, 2006
16. Code under review 2018; submitted February 7, 2019
17. Code amendments required 2020; submitted October 7, 2020;
18. Approved by County Board of Supervisors 02-09-2021
19. Code amendments required 2022; submitted 09-28-22
20. General amendments; approved October 13, 2022



g3leam



**CONFLICT OF INTEREST CODE**  
of the  
**Kensington Police Protection & Community Services District**  
[Adopted ~~December 10, 2020~~ **October 13, 2022**]

The Political Reform Act (Government Code Section 81000, et seq.) requires state and local government agencies to adopt and promulgate conflict of interest codes. The Fair Political Practices Commission has adopted a regulation (2 California Code of Regulations Section 18730) that contains the terms of a standard conflict of interest code, which can be incorporated by reference in an agency's code. After public notice and hearing, the standard code may be amended by the Fair Political Practices Commission to conform to amendments in the Political Reform Act. Therefore, the terms of 2 California Code of Regulations Section 18730 and any amendments to it duly adopted by the Fair Political Practices Commission are hereby incorporated by reference. This regulation and the attached Appendix A and B designating positions and establishing disclosure categories, shall constitute the conflict of interest code of the Kensington Police Protection and Community Services District.

Individuals holding designated positions shall file their statements of economic interests with the **District**, which will make the statements available for public inspection and reproduction (Gov. Code Sec. 81008). All statements will be retained by the **District**.

The full text of Section 18730, together with any amendment thereto, may be found at:

<https://www.fppc.ca.gov/the-law/fppc-regulations/regulations-index.html>  
[www.fppc.ca.gov/the-law/fppc-regulations/regulations-index.html](http://www.fppc.ca.gov/the-law/fppc-regulations/regulations-index.html)

Designated positions shall file annual statements of economic interests with the District. In the event that the designated position manages investments for the District, such official shall file the original of the statement with the Fair Political Practices Commission and file a copy with the District; all other designated positions shall file their statements with the District. The District shall retain said documents for the period required by applicable records retention regulations. Statements of Economic Interests are public records available for public inspection and reproduction.

**APPENDIX "A"**  
**DESIGNATED POSITIONS**

The designated positions listed below are required to file Form 700 Statements of Economic Interests disclosing certain personal financial interests. These positions are required to file the applicable individual schedules to report investments, business positions, sources of income and interests in real property located in the District's jurisdiction. The applicable schedules to be filed for each position are based on the disclosure category assigned to the designated position.

Designated Positions	Disclosure Category
Board Member	1
<del>Finance Committee Member</del>	<del>1</del>
General Manager	1
Employees with limited decision-making authority, such as purchasing, contracting for services, and/or making recommendations to the District Board or General Manager: <ul style="list-style-type: none"> <li>• Chief of Police</li> <li>• Clerk of the Board</li> <li><del>• Business and Finance Manager</del></li> <li>• Finance Director</li> <li>• _____</li> </ul>	2
Consultant	3

**Formatted:** List Paragraph, Bulleted + Level: 1 + Aligned at: 0.25" + Indent at: 0.5"

**Formatted:** Font: (Default) +Body (Calibri), 12 pt

EXHIBIT "B"  
DISCLOSURE CATEGORIES:

**Disclosure Category 1:** Persons in this category shall disclose:

- A. Interests in real property located entirely or partly within District boundaries, or within two miles of District boundaries, or of any landed owned or used by the District.
- B. Investments or business positions in or income (including gifts, loans and travel payments) from sources that provide, plan to provide, or have provided in the last two years' facilities, goods, software, hardware, or services, including consulting services, to the District, or are engaged in the acquisition of real property within the District.

**Disclosure Category 2:** Persons in this category shall disclose:

- A. All investments, business positions in, and income (including gifts, loans, and travel payments) from sources that manufacture, sell or provide goods, equipment, vehicles, machinery or services, including training or consulting services, of the type utilized by the employee's designated department.

**Disclosure Category 3:**

- A. Consultants shall disclose pursuant to the broadest disclosure category in the conflict-of-interest code subject to the following limitation: the General Manager may determine in writing that a particular consultant is hired to perform a range of duties that is limited in scope and, thus, is not required to comply with the full disclosure requirements described above, but instead must comply with more tailored disclosure requirements specific to that consultant. Such a determination shall include a description of the consultant's duties and, based upon that description, a statement of the extent of the disclosure requirements.

## History

1. Original submitted March 17, 1977; approved March 21, 1978
2. Amended December 19, 1978; approved December 19, 1979
3. General amendments; approved January 6, 1981
4. General amendments; approved August 16, 1983
5. General amendments; approved August 2, 1988
6. General amendments; approved March 27, 1990
7. General amendments; approved December 15, 1992
8. General amendments; approved July 19, 1994
9. General amendments; approved February 6, 1996
10. No amendments required 1996; submitted July 11, 1996
11. No amendments required 1998; submitted August 31, 1998
12. No amendments required 2000; submitted September 11, 2000
13. No amendments required 2002; submitted June 24, 2002
14. No amendments required 2004; submitted August 2, 2004
15. No amendments required 2006; submitted July 19, 2006
16. Code under review 2018; submitted February 7, 2019
17. Code amendments required 2020; submitted October 7, 2020;
18. [Approved by County Board of Supervisors 02-09-2021](#)
19. [Code amendments required 2022; submitted 09-28-22](#)
20. [General amendments; approved October 13, 2022](#)



Contra  
Costa  
County

To: Board of Supervisors  
From: Mary Ann Mason, County Counsel  
Date: December 6, 2022

Subject: Conflict of Interest Code of the Rodeo Sanitary District

---

**RECOMMENDATION(S):**

APPROVE amended Conflict of Interest Code for the Rodeo Sanitary District, including the list of designated positions.

**FISCAL IMPACT:**

None.

**BACKGROUND:**

The Rodeo Sanitary District has amended the list of designated positions in the Appendix A to its Conflict of Interest Code and submitted the revised Appendix A, attached as Exhibit A, to the Board for approval pursuant to Government Code sections 87306 and 87306.5.

The Appendix has been revised to add one position. This change will ensure that the Conflict of Interest Code accurately reflects the current positions and organizational structure in use by the District. A red-lined version of the Appendix A is included as Exhibit B, and the District's Resolution adopting the revised code is included as Exhibit C.

**CONSEQUENCE OF NEGATIVE ACTION:**

None.

---

APPROVE

OTHER

RECOMMENDATION OF CNTY ADMINISTRATOR

RECOMMENDATION OF BOARD COMMITTEE

---

Action of Board On: 12/06/2022  APPROVED AS RECOMMENDED  OTHER

Clerks Notes:

**VOTE OF SUPERVISORS**

AYE: John Gioia, District I Supervisor  
Candace Andersen, District II Supervisor  
Diane Burgis, District III Supervisor  
Karen Mitchoff, District IV Supervisor  
Federal D. Glover, District V Supervisor

I hereby certify that this is a true and correct copy of an action taken and entered on the minutes of the Board of Supervisors on the date shown.

ATTESTED: December 6, 2022

Monica Nino, County Administrator and Clerk of the Board of Supervisors

Contact: Kurtis C. Keller, Deputy County Counsel, (925) 655-2200

By: Antonia Welty, Deputy

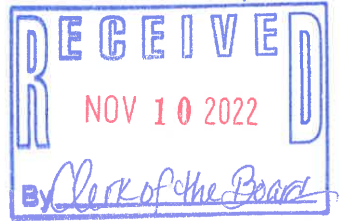
ATTACHMENTS

Exhibit A - Appendix A of the Conflict of Interest Code of the Rodeo Sanitary District

Exhibit B - Appendix A of the Conflict of Interest Code of the Rodeo Sanitary District -  
REDLINED

Exhibit C - Rodeo Sanitary District Resolution No. 2022-14

203pm



Appendix A to  
**CONFLICT-OF-INTEREST CODE FOR THE  
RODEO SANITARY DISTRICT**

<u>Designated Position</u>	<u>Assigned Disclosure Category</u>
District Manager	1
Operations Manager	1

Officials Who Manage Public Investments:

The positions listed below manage public investments and will file a statement of economic interests pursuant to Government Code Section 87200:

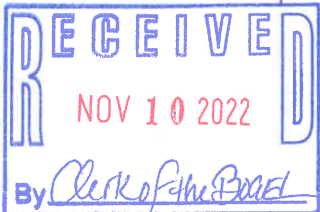
**Directors**

Individuals holding positions designated above shall file their statements of economic interests with the District, which will make the statements available for public inspection and reproduction. (Gov. Code Sec. 81008.) All statements will be retained by the District.

Disclosure Category 1 requires disclosure of:

Interests in real property located within the jurisdiction or within two miles of the boundaries of the District or within two miles of any land owned or used by the District, and investments and business positions in business entities and sources of income, including gifts, loans, and travel payments.

2:23pm



Appendix A to  
**CONFLICT-OF-INTEREST CODE FOR THE  
RODEO SANITARY DISTRICT**

<u>Designated Position</u>	<u>Assigned Disclosure Category</u>
District Manager	1
Operations Manager	1

Officials Who Manage Public Investments:

The positions listed below manage public investments and will file a statement of economic interests pursuant to Government Code Section 87200:

Directors


Individuals holding positions designated above shall file their statements of economic interests with the District, which will make the statements available for public inspection and reproduction. (Gov. Code Sec. 81008.) All statements will be retained by the District.

Disclosure Category 1 requires disclosure of:

Interests in real property located within the jurisdiction or within two miles of the boundaries of the District or within two miles of any land owned or used by the District, and investments and business positions in business entities and sources of income, including gifts, loans, and travel payments.



2:03pm



**Rodeo Sanitary District  
Resolution No. 2022-14**

WHEREAS, the Political Reform Act, California Government Code Section 81000, et seq. requires that state and local government agencies adopt a conflict of interest code; and

WHEREAS, incorporation by reference of 2 California Code of Regulations Section 18730 along with the designation of employees ("Designated Positions") and the formulation of disclosure categories ("Disclosure Categories") constitutes the adoption and promulgation of a conflict of interest code within the meaning of California Government Code Section 87300 or the amendment of a conflict of interest code within the meaning of California Government Code Section 87306; and

WHEREAS, designated employees are required to file statements of economic interests as set forth in 2 California Code of Regulations Section 18730; and

WHEREAS, a conflict of interest code so amended or adopted and promulgated requires the reporting of reportable items in a manner substantially equivalent to the requirements of article 2 of chapter 7 of the Political Reform Act, California Government Code Section 81000, et seq.; and

WHEREAS, the requirements of a conflict of interest code are in addition to other requirements of the Political Reform Act, such as the general prohibition against conflicts of interest contained in California Government Code Section 87100, and to other state or local laws pertaining to conflicts of interest; and

WHEREAS, the Political Reform Act requires every regulated government agency to review its conflict-of-interest code biennially to determine if it is accurate or, alternatively, that the code must be amended.

NOW, THEREFORE, BE IT RESOLVED BY THE RODEO SANITARY DISTRICT BOARD OF DIRECTORS that:

1. The Board hereby adopts, and incorporates by reference, the terms of 2 California Code of Regulations Section 18730 and as such regulation may be duly amended by the Fair Political Practices Commission, along with the designation of employees ("Designated Positions") and disclosure categories ("Disclosure Categories") set forth in the attached Appendix 'A'.

2. Once approved by the County of Contra Costa Board of Supervisors, as the code reviewing body, this amended Conflict of Interest Code shall constitute the Conflict of Interest Code of the Rodeo Sanitary District and shall supersede any previously adopted Conflict of Interest Code of the Rodeo Sanitary District.

3. The General Manager, or his designee, is hereby authorized and directed to do all things necessary and proper to implement this Resolution, including submission to the code reviewing body.

The foregoing Resolution was adopted at a regular meeting of the Board of Directors held on November 8, 2022, by the following vote:


AYES: 5 *Batchelder, Frakes, Noble, Callaghan, Brennan*

NOES: 0

ABSENT: 0

ABSTENTION: 0

  
\_\_\_\_\_  
Connie Batchelder, President

  
\_\_\_\_\_  
Richard Frakes, Secretary

Appendix A to  
**CONFLICT-OF-INTEREST CODE FOR THE  
RODEO SANITARY DISTRICT**

<u>Designated Position</u>	<u>Assigned Disclosure Category</u>
District Manager	1
Operations Manager	1

Officials Who Manage Public Investments:

The positions listed below manage public investments and will file a statement of economic interests pursuant to Government Code Section 87200:

Directors

Individuals holding positions designated above shall file their statements of economic interests with the District, which will make the statements available for public inspection and reproduction. (Gov. Code Sec. 81008.) All statements will be retained by the District.

Disclosure Category 1 requires disclosure of:

Interests in real property located within the jurisdiction or within two miles of the boundaries of the District or within two miles of any land owned or used by the District, and investments and business positions in business entities and sources of income, including gifts, loans, and travel payments.