CONTRA COSTA COUNTY

EMPLOYMENT & HUMAN SERVICES

CalFresh SSI Expansion Report

Date Range: 05/01/2019 – 09/22/2019

Number of Cases: 5236

CalFresh SSI Expansion Individual Applicant Report by SSI Category

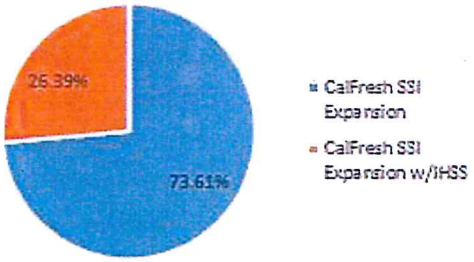

SSI Category	Count of SSI Category
CalFresh SSI Expansion	4111
CalFresh SSI Expansion w/IHSS	1474
Total Individual Applicants	**5585**

Note: A case count may have multiple individuals which account for the difference in the case count vs individual count.

CONTRA COSTA COUNTY

EMPLOYMENT & HUMAN SERVICES

CalFresh SSI Expansion Report by Application Source

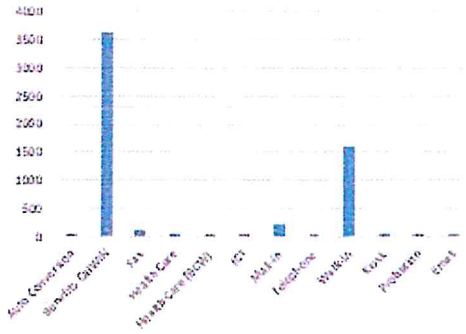

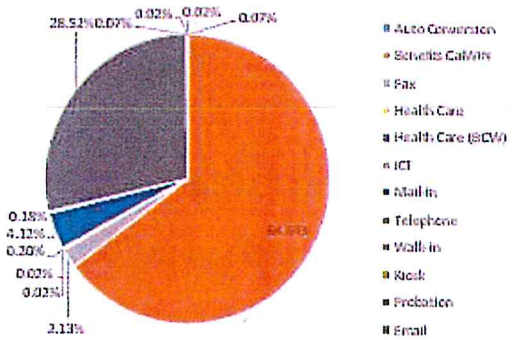

Application Source Type	Count
Auto Conversion	4
Benefits CalWIN	3610
Email	1
Fax	119
Health Care	1
Health Care (BCW)	1
ICT	11
Kiosk	4
Mail-in	230
Probation	1
Telephone	10
Walk-in	1593
Total	**5585**

CONTRA COSTA COUNTY

EMPLOYMENT & HUMAN SERVICES

Applications from various sources (getcalfresh, CBOs, individuals) submitted/passed through MyBCW for the period 05/01/2019-09/22/2019

Get CalFresh Portal Applications	
Food Bank of Contra Costa County and Solano	723
Code for America – SSA Assisted	666
Code for America	1452
Total	**2841**

Additional CBO Applications – Non Get CalFresh	
Community Connect	78
LifeLong Brookside	4
La Clinica	2
Rubicon	1
Total	**85**

Regular BCW Applications Entered by Individuals	
Individual Applications (MyBCW Non-CBO Assisted)	684
Total	**684**

Grand Total = 3610

CONTRA COSTA COUNTY

EMPLOYMENT & HUMAN SERVICES

Total Number of SSI Expansion Cases by Application Status

SSI Expansion Application Status	
Approved	4474
Cancelled	30
Discontinued	141
Denied	638
Pending	224
Withdrawn	78
Total	**5585**

Note: The detail spreadsheet will show the specific cases that are in "Pending" status including the number of days pending.

CONTRA COSTA COUNTY

EMPLOYMENT & HUMAN SERVICES

CalFresh SSI Expansion Identified Applications

Prior to 05/01/2019	**60**
	60
May	**1109**
Week Ending 5/05	60
Week Ending 5/12	117
Week Ending 5/19	257
Week Ending 5/26	289
Week Ending 5/31	386
June	**2150**
Week Ending 6/02	8
Week Ending 6/09	812
Week Ending 6/16	468
Week Ending 6/23	516
Week Ending 6/30	346
July	**1083**
Week Ending 7/07	230
Week Ending 7/14	277
Week Ending 7/21	230
Week Ending 7/28	227
Month Ending 7/31	119
August	**774**
Week Ending 8/04	65
Week Ending 8/11	193
Week Ending 8/18	170
Week Ending 8/25	174
Week Ending 8/31	172
September	**407**
Week Ending 9/01	2
Week Ending 9/08	142
Week Ending 9/15	135
Week Ending 9/22	130
Grand Total	**5585**

CONTRA COSTA COUNTY
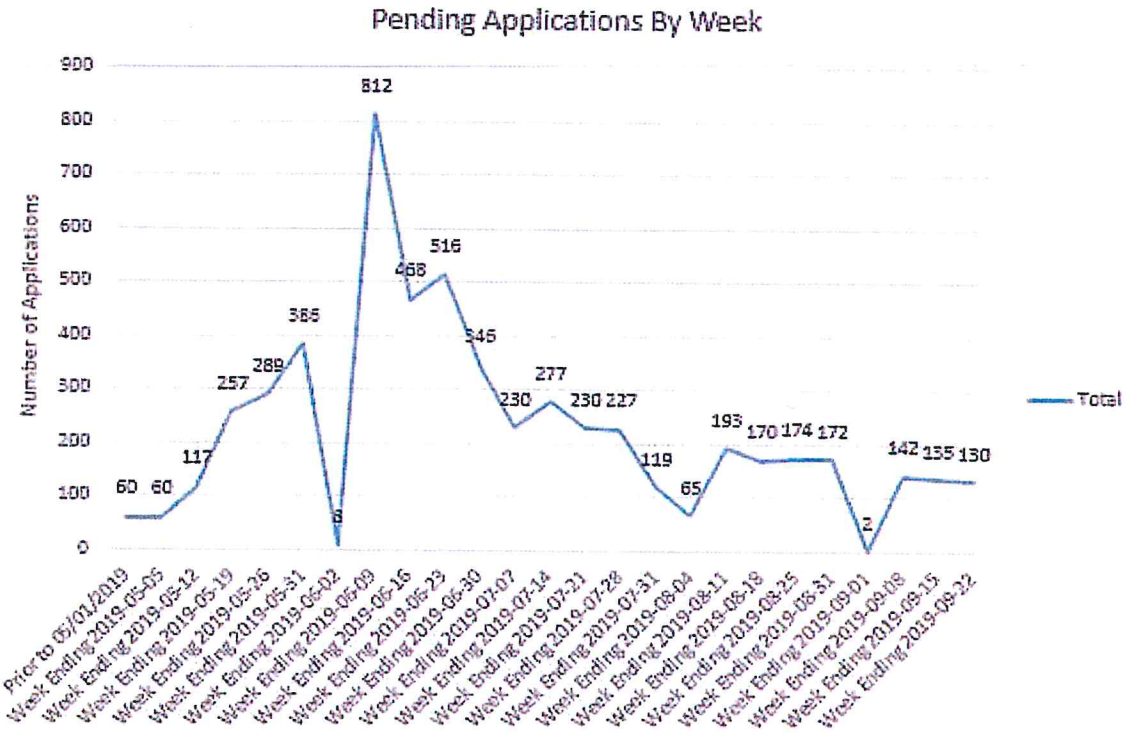
EMPLOYMENT & HUMAN SERVICES