

CALENDAR FOR THE BOARD OF SUPERVISORS  
**CONTRA COSTA COUNTY**  
AND FOR SPECIAL DISTRICTS, AGENCIES, AND AUTHORITIES GOVERNED BY THE BOARD  
**BOARD CHAMBERS ROOM 107, ADMINISTRATION BUILDING, 651 PINE STREET**  
**MARTINEZ, CALIFORNIA 94553-1229**

JOHN GIOIA, *CHAIR*, 1ST DISTRICT  
CANDACE ANDERSEN, *VICE CHAIR*, 2ND DISTRICT  
DIANE BURGIS, 3RD DISTRICT  
KAREN MITCHOFF, 4TH DISTRICT  
FEDERAL D. GLOVER, 5TH DISTRICT

DAVID J. TWA, CLERK OF THE BOARD AND COUNTY ADMINISTRATOR, (925) 335-1900

PERSONS WHO WISH TO ADDRESS THE BOARD DURING PUBLIC COMMENT OR WITH RESPECT TO AN ITEM THAT IS ON THE AGENDA, MAY BE LIMITED TO TWO (2) MINUTES.

A LUNCH BREAK MAY BE CALLED AT THE DISCRETION OF THE BOARD CHAIR.

The Board of Supervisors respects your time, and every attempt is made to accurately estimate when an item may be heard by the Board. All times specified for items on the Board of Supervisors agenda are approximate. Items may be heard later than indicated depending on the business of the day. Your patience is appreciated.

**ANNOTATED AGENDA & MINUTES**  
**September 17, 2019**

**9:00 A.M. Convene and announce adjournment to closed session in Room 101.**  
**Closed Session**

**A. CONFERENCE WITH LABOR NEGOTIATORS** (Gov. Code § 54957.6)

1. Agency Negotiators: David Twa and Richard Bolanos.

Employee Organizations: Public Employees Union, Local 1; AFSCME Locals 512 and 2700; California Nurses Assn.; SEIU Locals 1021 and 2015; District Attorney Investigators' Assn.; Deputy Sheriffs Assn.; United Prof. Firefighters I.A.F.F., Local 1230; Physicians' & Dentists' Org. of Contra Costa; Western Council of Engineers; United Chief Officers Assn.; Contra Costa County Defenders Assn.; Contra Costa County Deputy District Attorneys' Assn.; Prof. & Tech. Engineers IFPTE, Local 21; and Teamsters Local 856.

2. Agency Negotiators: David Twa.

Unrepresented Employees: All unrepresented employees.

**B. CONFERENCE WITH LEGAL COUNSEL--EXISTING LITIGATION** (Gov. Code § 54956.9(d)(1))

1. *Miguel Aguilera v. Contra Costa County Sheriff's Office et al.*, United States District Court, Northern District of California Case No. C17-07261 JD
2. *Miguel Aguilera v. Contra Costa County*, WCAB Nos. ADJ10932389; ADJ10908695; Unassigned
3. *People of the State of California v. Gus S. Kramer, Assessor*, Contra Costa County Superior Court Case No. 05-191106-4
4. *Department of Homeland Security v. Regents of the University of California*, United States Supreme Court Case No. 18-587
5. *In re National Prescription Opiate Litigation*, United States District Court, Northern District of Ohio, Case No. 1:17-md-02804-DAP

**C. CONFERENCE WITH LEGAL COUNSEL--ANTICIPATED LITIGATION**

Significant exposure to litigation pursuant to Gov. Code, § 54956.9(d)(2): [Two potential cases]

**9:30 A.M. Call to order and opening ceremonies.**

Inspirational Thought- "*Calm mind brings inner strength and self-confidence, so that's very important for good health.*"  
~Dalai Lama

Present: John Gioia, District I Supervisor; Candace Andersen, District II Supervisor; Diane Burgis, District III Supervisor; Karen Mitchoff, District IV Supervisor; Federal D. Glover, District V Supervisor

Staff Present: David Twa, County Administrator

**In closed session by unanimous vote the Board of Supervisors authorized the County to join as an amicus in the federal lawsuit pending before the U.S. Supreme Court in *Department of Homeland Security, et al. v. Regents of the University of California*, in support of the U.C. Regents' challenge to the U.S. Department of Homeland Security's decision to end the Deferred Action for Childhood Arrivals program.**

**CONSIDER CONSENT ITEMS** (Items listed as C.1 through C.47 on the following agenda) – Items are subject to removal from Consent Calendar by request of any Supervisor or on request for discussion by a member of the public. **Items removed from the Consent Calendar will be considered with the Discussion Items.**

**All items adopted as presented.**

AYE: District I Supervisor John Gioia, District II Supervisor Candace Andersen, District III Supervisor Diane Burgis, District IV Supervisor Karen Mitchoff, District V Supervisor Federal D. Glover

**PRESENTATIONS (5 Minutes Each)**

**PR.1** PRESENTATION from Visit Concord on the Tourism Improvement District's Annual Report. (Supervisor Mitchoff)

AYE: District I Supervisor John Gioia, District II Supervisor Candace Andersen, District III Supervisor Diane Burgis, District IV Supervisor Karen Mitchoff, District V Supervisor Federal D. Glover

**DISCUSSION ITEMS**

**D. 1** CONSIDER Consent Items previously removed.

AYE: District I Supervisor John Gioia, District II Supervisor Candace Andersen, District III Supervisor Diane Burgis, District IV Supervisor Karen Mitchoff, District V Supervisor Federal D. Glover

**D. 2** PUBLIC COMMENT (2 Minutes/Speaker)

**Public Speakers: Ralph A. Hernandez (see attachment), Shawn Welch, Jason Kishineff.**

**D.3** HEARING to consider adopting Resolution No. 2019/553 to establish new land development fees charged for services performed by the Department of Conservation and Development and the Public Works Department beginning March 1, 2020. (Jason Crapo, Department of Conservation and Development)

**Public Speakers: Carol Jensen**

**Acting as the governing body of Contra Costa County and the Contra Costa County Flood Control and Water Conservation District, OPEN the public hearing on Resolution No. 2019/553 to establish new land development fees charged for services performed by the Department of Conservation and Development and the Public Works Department on behalf of the County and the District beginning March 1, 2020; Received testimony; closed the public hearing. Determined that, based on the attached "Contra Costa County Update of the County's Land Development Fee Schedule," dated July 15, 2019, each of the fees listed in Exhibit A attached to Resolution No. 2019/553 does not exceed the estimated reasonable costs to perform the service or activity for which the fee is charged.**

**Adopted Resolution No. 2019/553.**

**Found that the above action is not a project under the California Environmental Quality Act (CEQA) pursuant to CEQA Guidelines section 15378(b)(4); or, alternatively, that the action is exempt from review under CEQA under CEQA Guidelines Section 15273 because the action relates to the adoption of fees to meet operating expenses, and additionally under CEQA Guidelines Section 15061, subdivision (b)(3),**



because it can be seen with certainty that there is no possibility that the activity may have a significant effect on the environment.

Directed the Director of Conservation and Development, or designee, to file a CEQA notice of exemption with the County Clerk-Recorder, and authorize payment of the \$50 filing fee.

Directed the Director of Conservation and Development and the Public Works Director to evaluate the County's land development fees every five years to ensure such fees are kept up to date and maintain a close relationship to the cost of providing services.

Directed the Auditor-Controller to continue maintaining a trust fund for joint Community Development/Public Works application review fees, and further directed the Treasurer-Tax Collector to invest said deposits, with interest to accrue in the trust fund.

---

Approve fees as presented. Direct staff to report to the Board of Supervisors by the end of the year describing the authority of the department to adjust or waive fees for the Historical Nomination Application and a plan to create a uniform policy about how to waive/adjust these fees for non-profits and owners of historical properties in Contra Costa.

AYE: District I Supervisor John Gioia, District II Supervisor Candace Andersen, District III Supervisor Diane Burgis, District IV Supervisor Karen Mitchoff, District V Supervisor Federal D. Glover

**D.4** CONSIDER accepting a report on the issue of certain fees authorized by the County related to the criminal justice system; CONSIDER adopting Resolution No. 2019/522 to place a moratorium on the assessment and collection of certain criminal justice fees; and CONSIDER providing further direction to staff regarding next steps, as recommended by the Public Protection Committee. (Supervisor Gioia)

**Public Speakers:** Aila Ferguson, Brandon Banks, Christa Brown, Rita Barouch, Cheryl Sudduth, Ellen McDonnell, Rebecca Brown, Sarah Edwards, Ali Saidi, Willie Mims, Mary Sylla, Andrea Crider, Mariana Moore, Tony, Julian Ross, Suzanne Llewellyn, Jeff Landau.

Direct Public Protection Committee to gather requested data about justice fees in Costa County, and return to the Board of Supervisors before the end of the year.

AYE: District I Supervisor John Gioia, District III Supervisor Diane Burgis, District V Supervisor Federal D. Glover

NO: District II Supervisor Candace Andersen, District IV Supervisor Karen Mitchoff

**D.5** CONSIDER adopting Resolution No. 2019/536 adopting the FY 2019-20 Adopted Budget as finally determined, as recommended by the County Administrator. (David Twa, County Administrator)

AYE: District I Supervisor John Gioia, District II Supervisor Candace Andersen, District III Supervisor Diane Burgis, District IV Supervisor Karen Mitchoff, District V Supervisor Federal D. Glover

D. 6 CONSIDER reports of Board members.

#### **Closed Session**

No items to report from Closed Session.  
Meeting adjourned at 2:16 p.m.

ADJOURN in memory of  
**Yvonne Bullock**  
retiree of Employment and Human Services Department

#### **CONSENT ITEMS**

## **Road and Transportation**

**C.1** APPROVE and AUTHORIZE the Public Works Director, or designee, to approve payment to Pacific Gas & Electric Co. in the amount of \$325,842 for undergrounding project work within Underground Utility District No. 31 (Willow Pass Rd./Bailey Rd.) in accordance with Public Utilities Commission tariffs and undergrounding agreements between the County and PG&E, as recommended by the Public Works Director, Bay Point area.(70% Navy Mitigation Fund, 30% Local Road Fund)

AYE: District I Supervisor John Gioia, District II Supervisor Candace Andersen, District III Supervisor Diane Burgis, District IV Supervisor Karen Mitchoff, District V Supervisor Federal D. Glover

## **Engineering Services**

**C.2** ADOPT Resolution No. 2019/552 accepting completion of warranty period for the Subdivision Agreement, and release of cash deposit for faithful performance, subdivision SD14-09297, for a project developed by Shapell Homes, as recommended by the Public Works Director, San Ramon (Dougherty Valley) area. (100% Developer Fees)

AYE: District I Supervisor John Gioia, District II Supervisor Candace Andersen, District III Supervisor Diane Burgis, District IV Supervisor Karen Mitchoff, District V Supervisor Federal D. Glover

**C.3** ADOPT Resolution No. 2019/554 accepting Offers of Dedication for Roadway Purposes for development plan DP18-03008, for a project being developed by Jeff and Angie Pedersen, as recommended by the Public Works Director, Tassajara area. (No fiscal impact).

AYE: District I Supervisor John Gioia, District II Supervisor Candace Andersen, District III Supervisor Diane Burgis, District IV Supervisor Karen Mitchoff, District V Supervisor Federal D. Glover

**C.4** ADOPT Resolution No. 2019/556 approving the Agreement for Improvement Warranty for road acceptance RA06-01227, for a project developed by Shapell Industries, Inc., a Delaware Corporation, as recommended by the Public Works Director, San Ramon (Dougherty Valley) area. (No fiscal Impact)

AYE: District I Supervisor John Gioia, District II Supervisor Candace Andersen, District III Supervisor Diane Burgis, District IV Supervisor Karen Mitchoff, District V Supervisor Federal D. Glover

**C.5** ADOPT Resolution No. 2019/557 accepting completion of improvements for road acceptance RA06-01227, for a project developed by Shapell Industries, Inc., as recommended by the Public Works Director, San Ramon (Dougherty Valley) area. (No fiscal impact)

AYE: District I Supervisor John Gioia, District II Supervisor Candace Andersen, District III Supervisor Diane Burgis, District IV Supervisor Karen Mitchoff, District V Supervisor Federal D. Glover

## **Special Districts & County Airports**

**C.6** APPROVE and AUTHORIZE the Chief Engineer, Contra Costa County Flood Control and Water Conservation District, or designee, to apply for the Integrated Regional Water Management grant from the California Department of Water Resources, in the amount of \$1,434,425 for partial implementation of the Lower Walnut Creek Restoration Project, Martinez area. (100% Flood Control District Zone 3B Funds)

AYE: District I Supervisor John Gioia, District II Supervisor Candace Andersen, District III Supervisor Diane Burgis, District IV Supervisor Karen Mitchoff, District V Supervisor Federal D. Glover

**C.7** APPROVE and AUTHORIZE the Chief Engineer, Contra Costa County Flood Control and Water Conservation District, or designee, to apply for the Integrated Regional Water Management grant from the California Department of Water Resources, in the amount of \$850,000 for partial implementation of the Three Creeks Parkway Restoration Project, Brentwood area. (100% Flood Control Drainage Area 130 Funds)

AYE: District I Supervisor John Gioia, District II Supervisor Candace Andersen, District III Supervisor Diane Burgis, District IV Supervisor Karen Mitchoff, District V Supervisor Federal D. Glover

**C. 8** APPROVE and AUTHORIZE the Director of Airports, or designee, to execute a month-to-month hangar rental agreement with STOL Aviation, LLC. for a T-hangar at Buchanan Field Airport effective August 1, 2019 in the monthly amount of \$390. (100% Airport Enterprise Funds)

AYE: District I Supervisor John Gioia, District II Supervisor Candace Andersen, District III Supervisor Diane Burgis, District IV Supervisor Karen Mitchoff, District V Supervisor Federal D. Glover

### **Claims, Collections & Litigation**

**C. 9** DENY claims filed by Wendi Goodwin, Roshanna Newt, and Tonya T. Rainey.

AYE: District I Supervisor John Gioia, District II Supervisor Candace Andersen, District III Supervisor Diane Burgis, District IV Supervisor Karen Mitchoff, District V Supervisor Federal D. Glover

### **Statutory Actions**

**C. 10** ACCEPT Board members meeting reports for August 2019.

AYE: District I Supervisor John Gioia, District II Supervisor Candace Andersen, District III Supervisor Diane Burgis, District IV Supervisor Karen Mitchoff, District V Supervisor Federal D. Glover

### **Ordinances**

**C. 11** ADOPT Ordinance No. 2019-24 amending the County Ordinance Code to exclude from the Merit System the new classification of Fire District Medical Director - Exempt.

AYE: District I Supervisor John Gioia, District II Supervisor Candace Andersen, District III Supervisor Diane Burgis, District IV Supervisor Karen Mitchoff, District V Supervisor Federal D. Glover

### **Appointments & Resignations**

**C. 12** REAPPOINT Julia Miner to the District II Seat on the Family and Children's Trust Committee, as recommended by Supervisor Andersen.

AYE: District I Supervisor John Gioia, District II Supervisor Candace Andersen, District III Supervisor Diane Burgis, District IV Supervisor Karen Mitchoff, District V Supervisor Federal D. Glover

**C. 13** REAPPOINT Mujdah Rahim to the District IV seat of the Family and Children's Trust Committee, as recommended by Supervisor Mitchoff.

AYE: District I Supervisor John Gioia, District II Supervisor Candace Andersen, District III Supervisor Diane Burgis, District IV Supervisor Karen Mitchoff, District V Supervisor Federal D. Glover

**C. 14** ACCEPT the resignation of Deborah McGrath, DECLARE a vacancy on the Family and Children's Trust Committee District V Seat, and DIRECT the Clerk of the Board to post a vacancy, as recommended by Supervisor Glover.

AYE: District I Supervisor John Gioia, District II Supervisor Candace Andersen, District III Supervisor Diane Burgis, District IV Supervisor Karen Mitchoff, District V Supervisor Federal D. Glover

**C.15** ACCEPT resignation of Meaghan Doran from the Workforce Development Board DECLARE a vacancy on the Business Seat 3, and DIRECT the Clerk of the Board to post the vacancy as recommended by the Employment and Human Services Department Director.

AYE: District I Supervisor John Gioia, District II Supervisor Candace Andersen, District III Supervisor Diane Burgis, District IV Supervisor Karen Mitchoff, District V Supervisor Federal D. Glover

**C.16** DECLARE vacant Seat B10 – Public Managers’ Association, on the Emergency Medical Care Committee and DIRECT the Clerk of the Board to post this vacancy, as recommended by the Health Services Director.

AYE: District I Supervisor John Gioia, District II Supervisor Candace Andersen, District III Supervisor Diane Burgis, District IV Supervisor Karen Mitchoff, District V Supervisor Federal D. Glover

### **Intergovernmental Relations**

**C.17** ADOPT a position of "Support" on AB 38 (Wood): Fire Safety: Low Cost Retrofits: Wildfire Mitigation, a bill that requires the Natural Resources Agency to review the regional capacity of each county that contains a very high fire severity zone to improve forest health, fire resilience, and safety, and requires a seller of real property located in a high or very high fire hazard severity zone to provide specified documentation to the buyer, as recommended by the Legislation Committee.

AYE: District I Supervisor John Gioia, District II Supervisor Candace Andersen, District III Supervisor Diane Burgis, District IV Supervisor Karen Mitchoff, District V Supervisor Federal D. Glover

### **Personnel Actions**

**C.18** ADOPT Position Adjustment Resolution No. 22479 to add one Social Casework Assistant (represented) position and cancel one vacant Eligibility Worker III (represented) position in the Employment and Human Services Department, Children and Families Services Bureau. (44% Federal, 45% State, 11% County)

AYE: District I Supervisor John Gioia, District II Supervisor Candace Andersen, District III Supervisor Diane Burgis, District IV Supervisor Karen Mitchoff, District V Supervisor Federal D. Glover

**C.19** ADOPT Position Adjustment Resolution No. 22505 to add one permanent part-time 20/40 Library Assistant-Journey Level position and cancel one permanent-intermittent Library Assistant-Advanced Level position. (100% Library Fund)

AYE: District I Supervisor John Gioia, District II Supervisor Candace Andersen, District III Supervisor Diane Burgis, District IV Supervisor Karen Mitchoff, District V Supervisor Federal D. Glover

### **Grants & Contracts**

**APPROVE and AUTHORIZE execution of agreements between the County and the following agencies for receipt of fund and/or services:**

**C.20** ADOPT Resolution No. 2019/565 authorizing the County to participate in the California Department of Health Care Services’ one-time Housing Funds for Whole Person Care Pilots funding opportunity that would provide the County \$2,058,506 in specified housing funds, as recommended by the Health Services Director. (No County match)

AYE: District I Supervisor John Gioia, District II Supervisor Candace Andersen, District III Supervisor Diane Burgis, District IV Supervisor Karen Mitchoff, District V Supervisor Federal D. Glover

**C. 21** ADOPT Resolution No. 2019/555 to approve and authorize the Employment and Human Services Director, or designee, to execute a contract with California Department of Aging not to exceed \$103,434 for Supplemental Nutrition Assistance Program-Education services for the period October 1, 2019 through September 30, 2020. (100% Federal, No County match)

AYE: District I Supervisor John Gioia, District II Supervisor Candace Andersen, District III Supervisor Diane Burgis, District IV Supervisor Karen Mitchoff, District V Supervisor Federal D. Glover

**C. 22** APPROVE and AUTHORIZE the Health Services Director, or designee, to execute a contract with California Department of Public Health, to pay County an amount not to exceed \$12,941,349 for the continuation of the Supplemental Food Program for Women, Infants and Children for the period October 1, 2019 through September 30, 2022. (No County match)

AYE: District I Supervisor John Gioia, District II Supervisor Candace Andersen, District III Supervisor Diane Burgis, District IV Supervisor Karen Mitchoff, District V Supervisor Federal D. Glover

**C. 23** APPROVE and AUTHORIZE the Health Services Director or designee, to execute on behalf of the County, a contract with the California Department of Health Care Services, to pay the County an amount not to exceed \$1,407,656 to participate in the Medi-Cal County Inmate Program for inpatient health care services to Medi-Cal eligible County inmates for the period July 1, 2019 through June 30, 2020. (94% State, 6% County match)

AYE: District I Supervisor John Gioia, District II Supervisor Candace Andersen, District III Supervisor Diane Burgis, District IV Supervisor Karen Mitchoff, District V Supervisor Federal D. Glover

**APPROVE and AUTHORIZE execution of agreement between the County and the following parties as noted for the purchase of equipment and/or services:**

**C. 24** APPROVE and AUTHORIZE the Purchasing Agent to execute, on behalf of the Health Services Director, a purchase order with Beckman Coulter, Inc., in an amount not to exceed \$1,500,000 for the rental of immunoassay analyzers, supplies, and reagents for the clinical laboratory at the Contra Costa Regional Medical Center and Health Centers for the period May 15, 2019 through May 14, 2020. (100% Hospital Enterprise Fund I)

AYE: District I Supervisor John Gioia, District II Supervisor Candace Andersen, District III Supervisor Diane Burgis, District IV Supervisor Karen Mitchoff, District V Supervisor Federal D. Glover

**C. 25** APPROVE and AUTHORIZE the Purchasing Agent to execute, on behalf of the Health Services Director, a purchase order with Home Depot USA, Inc. (dba The Home Depot Pro), in an amount not to exceed \$1,000,000 for the purchase of janitorial supplies and minor equipment for the Contra Costa Regional Medical Center and Health Centers for the period February 1, 2019 through March 31, 2020. (100% Hospital Enterprise Fund I)

AYE: District I Supervisor John Gioia, District II Supervisor Candace Andersen, District III Supervisor Diane Burgis, District IV Supervisor Karen Mitchoff, District V Supervisor Federal D. Glover

**C. 26** APPROVE and AUTHORIZE the Treasurer-Tax Collector, or designee, to execute a contract with Grant Street Group, Inc. in an amount not to exceed \$100,000 for the processing of property tax payments by credit/debit card and electronic check payments, and an electronic cashiering system, for the period September 17, 2019, to September 16, 2023. (100% General Fund)

AYE: District I Supervisor John Gioia, District II Supervisor Candace Andersen, District III Supervisor Diane Burgis, District IV Supervisor Karen Mitchoff, District V Supervisor Federal D. Glover

**C. 27** APPROVE and AUTHORIZE the Employment and Human Services Director, or designee, to execute a non-financial Memorandum of Affiliation with the Trustees of the California State University on behalf of San Francisco State University for student internship placements for social work field experience in the County for the period August 1, 2019 through July 31, 2023. (Non-financial)

AYE: District I Supervisor John Gioia, District II Supervisor Candace Andersen, District III Supervisor Diane Burgis, District IV Supervisor Karen Mitchoff, District V Supervisor Federal D. Glover

**C.28** APPROVE and AUTHORIZE the Employment and Human Services Director, or designee, to execute a non-financial Practicum Agreement with the Trustees of the California State University on behalf of San Jose State University for student internship placements for social work field experience in the County for the period September 1, 2019 through August 30, 2024. (Non-financial)

AYE: District I Supervisor John Gioia, District II Supervisor Candace Andersen, District III Supervisor Diane Burgis, District IV Supervisor Karen Mitchoff, District V Supervisor Federal D. Glover

**C.29** APPROVE and AUTHORIZE the Purchasing Agent to execute, on behalf of the Sheriff-Coroner, a purchase order with Adamson Police Products in the amount of \$450,000 for the purchase of tactical & protective gear and clothing and other products for the period of October 1, 2019 through September 30, 2022. (100% General Fund)

AYE: District I Supervisor John Gioia, District II Supervisor Candace Andersen, District III Supervisor Diane Burgis, District IV Supervisor Karen Mitchoff, District V Supervisor Federal D. Glover

**C.30** APPROVE and AUTHORIZE the Health Services Director, or designee, to execute a contract with Macey Rosenthal, M.D., in an amount not to exceed \$209,664 to provide outpatient psychiatric care to patients in Central Contra Costa County for the period November 1, 2019 through October 31, 2020. (100% Mental Health Realignment)

AYE: District I Supervisor John Gioia, District II Supervisor Candace Andersen, District III Supervisor Diane Burgis, District IV Supervisor Karen Mitchoff, District V Supervisor Federal D. Glover

**C.31** APPROVE and AUTHORIZE the Chief Information Officer, or designee, to execute a contract with Robert Half International, Inc. in an amount not to exceed \$750,000 to provide temporary help for the Department of Information Technology for the period September 18, 2019 through November 19, 2020.

AYE: District I Supervisor John Gioia, District II Supervisor Candace Andersen, District III Supervisor Diane Burgis, District IV Supervisor Karen Mitchoff, District V Supervisor Federal D. Glover

**C.32** APPROVE and AUTHORIZE the Purchasing Agent, or designee, to execute a purchase order on behalf of the Sheriff-Coroner with Buchanan Food Service in the amount of \$250,000 to provide bread loaves, rolls and all related bakery items as needed for the West County, Martinez and Marsh Creek detention facilities for the period of December 1, 2019 through November 30, 2020. (100% General Fund)

AYE: District I Supervisor John Gioia, District II Supervisor Candace Andersen, District III Supervisor Diane Burgis, District IV Supervisor Karen Mitchoff, District V Supervisor Federal D. Glover

**C.33** APPROVE and AUTHORIZE the Purchasing Agent to execute, on behalf of the Sheriff-Coroner, a purchase order with Producers Dairy Products Inc., in an amount not to exceed \$350,000 for the purchase of dairy products as needed for the West County, Martinez, and Marsh Creek detention facilities for the period December 1, 2019 through November 30, 2020. (100% General Fund)

AYE: District I Supervisor John Gioia, District II Supervisor Candace Andersen, District III Supervisor Diane Burgis, District IV Supervisor Karen Mitchoff, District V Supervisor Federal D. Glover

**C.34** APPROVE and AUTHORIZE the Purchasing Agent to execute, on behalf of the Sheriff-Coroner, a purchase order with Bob Barker Company, in an amount not to exceed \$600,000 for the purchase of miscellaneous products specific to correctional facilities as needed within the County's detention facilities for the period January 1, 2020 through December 31, 2021. (100% General Fund)

AYE: District I Supervisor John Gioia, District II Supervisor Candace Andersen, District III Supervisor Diane Burgis, District IV Supervisor Karen Mitchoff, District V Supervisor Federal D. Glover

**C.35** APPROVE and AUTHORIZE the Purchasing Agent, or designee to execute, on behalf of the Sheriff-Coroner, a blanket purchase order with National Food Group, Inc., in an amount to not exceed \$430,000 to provide frozen/dry food and related items as needed for the West County, Martinez and Marsh Creek detention facilities for the period January 1, 2020 through December 31, 2020. (100% General Fund)

AYE: District I Supervisor John Gioia, District II Supervisor Candace Andersen, District III Supervisor Diane Burgis, District IV Supervisor Karen Mitchoff, District V Supervisor Federal D. Glover

**C. 36** APPROVE and AUTHORIZE the Purchasing Agent to execute, on behalf of the Sheriff-Coroner, a purchase order with Waxie Sanitary Supply in an amount not to exceed \$250,000 for the purchase of janitorial supplies for the County's detention facilities for the period January 1, 2020 through December 31, 2021. (100% General Fund)

AYE: District I Supervisor John Gioia, District II Supervisor Candace Andersen, District III Supervisor Diane Burgis, District IV Supervisor Karen Mitchoff, District V Supervisor Federal D. Glover

**C. 37** APPROVE and AUTHORIZE the Employment and Human Services Director, or designee, to execute a contract with First Baptist Church of Pittsburg in an amount not to exceed \$508,946 to provide Early Head Start Program Enhancement and State General Childcare Development services for the period July 1, 2018 through June 30, 2019. (76% State, 24% Federal)

AYE: District I Supervisor John Gioia, District II Supervisor Candace Andersen, District III Supervisor Diane Burgis, District IV Supervisor Karen Mitchoff, District V Supervisor Federal D. Glover

**C. 38** APPROVE and AUTHORIZE the Employment and Human Services Director, or designee, to execute a contract with Martinez Early Childhood Center in an amount not to exceed \$206,040 to provide Early Head Start and Head Start Program Enhancement services for the period July 1, 2019 through June 30, 2020. (100% Federal)

AYE: District I Supervisor John Gioia, District II Supervisor Candace Andersen, District III Supervisor Diane Burgis, District IV Supervisor Karen Mitchoff, District V Supervisor Federal D. Glover

**C. 39** APPROVE and AUTHORIZE the Employment and Human Services Director, or designee, to execute a contract with First Baptist Church of Pittsburg, in an amount not to exceed \$1,857,070, to provide State Preschool, Pre-kindergarten Literacy, General Childcare and Development Programs, Head Start and Early Head Start services at Kids' Castle, East Leland, and Belshaw Children's Centers for the period July 1, 2019 through June 30, 2020. (83% State, 17% Federal)

AYE: District I Supervisor John Gioia, District II Supervisor Candace Andersen, District III Supervisor Diane Burgis, District IV Supervisor Karen Mitchoff, District V Supervisor Federal D. Glover

**C. 40** APPROVE and AUTHORIZE the Employment and Human Services Director, or designee, to execute a contract with First Baptist Church of Pittsburg, California, in an amount not to exceed \$2,024,148 to provide childcare services at Fairgrounds and Lone Tree Children's Centers for the period July 1, 2019 through June 30, 2020. (22% Federal, 78% State)

AYE: District I Supervisor John Gioia, District II Supervisor Candace Andersen, District III Supervisor Diane Burgis, District IV Supervisor Karen Mitchoff, District V Supervisor Federal D. Glover

**C. 41** APPROVE and AUTHORIZE the Employment and Human Services Director, or designee, to execute a contract with Young Men's Christian Association of the East Bay, in an amount not to exceed \$967,632 to provide Head Start and Early Head Start Program Enhancement services for the term July 1, 2019 through June 30, 2020. (100% Federal)

AYE: District I Supervisor John Gioia, District II Supervisor Candace Andersen, District III Supervisor Diane Burgis, District IV Supervisor Karen Mitchoff, District V Supervisor Federal D. Glover

### **Other Actions**

**C. 42** APPROVE and AUTHORIZE the County Administrator, or designee, to execute two memorandums of understanding, effective September 1, 2019, with the Superior Court of Contra Costa County in an amount not to exceed \$10,000 annually for custodial services and other facilities related services for space occupied in the Arnason Justice Center by the District Attorney's Office and Public Defender's Office. (100% General Fund)

AYE: District I Supervisor John Gioia, District II Supervisor Candace Andersen, District III Supervisor Diane Burgis, District IV Supervisor Karen Mitchoff, District V Supervisor Federal D. Glover

**C. 43** ADOPT Resolution No. 2019/558 waiving any claims for state reimbursement for County costs incurred from implementing Assembly Bill 2015, as recommended by the Transportation, Water, and Infrastructure Committee. (Minimal Impact to Iron Horse Corridor Lease Revenue Fund)

AYE: District I Supervisor John Gioia, District II Supervisor Candace Andersen, District III Supervisor Diane Burgis, District IV Supervisor Karen Mitchoff, District V Supervisor Federal D. Glover

**C. 44** ADOPT Resolution No. 2019/547 authorizing the issuance and sale of "Brentwood Union School District General Obligation Bonds, Election of 2016, Series 2019" in an amount not to exceed \$20,000,000 by the Brentwood Union School District on its own behalf pursuant to Section 15140(b) of the Education Code, as recommended by the County Administrator. (No County fiscal impact)

AYE: District I Supervisor John Gioia, District II Supervisor Candace Andersen, District III Supervisor Diane Burgis, District IV Supervisor Karen Mitchoff, District V Supervisor Federal D. Glover

**C. 45** ACCEPT the Annual Report on Revolving and Cash Difference Funds, Overage Fund, and Shortages for fiscal year 2018-2019, as recommended by the County Auditor-Controller.

AYE: District I Supervisor John Gioia, District II Supervisor Candace Andersen, District III Supervisor Diane Burgis, District IV Supervisor Karen Mitchoff, District V Supervisor Federal D. Glover

**C. 46** ADOPT the 2019-20 secured property tax rates and AUTHORIZE to levy the 2019-20 Property Tax Roll, as recommended by the Auditor-Controller.

AYE: District I Supervisor John Gioia, District II Supervisor Candace Andersen, District III Supervisor Diane Burgis, District IV Supervisor Karen Mitchoff, District V Supervisor Federal D. Glover

**C. 47** ACCEPT the Treasurer's Quarterly Investment Report (the "Report") as of June 30, 2019, as recommended by the County Treasurer-Tax Collector and Contra Costa County Treasury Oversight Committee.

AYE: District I Supervisor John Gioia, District II Supervisor Candace Andersen, District III Supervisor Diane Burgis, District IV Supervisor Karen Mitchoff, District V Supervisor Federal D. Glover

## **GENERAL INFORMATION**

The Board meets in all its capacities pursuant to Ordinance Code Section 24-2.402, including as the Housing Authority and the Successor Agency to the Redevelopment Agency. Persons who wish to address the Board should complete the form provided for that purpose and furnish a copy of any written statement to the Clerk.

Any disclosable public records related to an open session item on a regular meeting agenda and distributed by the Clerk of the Board to a majority of the members of the Board of Supervisors less than 72 hours prior to that meeting are available for public inspection at 651 Pine Street, First Floor, Room 106, Martinez, CA 94553, during normal business hours.

All matters listed under CONSENT ITEMS are considered by the Board to be routine and will be enacted by one motion. There will be no separate discussion of these items unless requested by a member of the Board or a member of the public prior to the time the Board votes on the motion to adopt.

Persons who wish to speak on matters set for PUBLIC HEARINGS will be heard when the Chair calls for comments from those persons who are in support thereof or in opposition thereto. After persons have spoken, the hearing is closed and the matter is subject to discussion and action by the Board. Comments on matters listed on the agenda or otherwise within the purview of the Board of Supervisors can be submitted to the office of the Clerk of the Board via mail: Board of Supervisors, 651 Pine Street Room 106, Martinez, CA 94553; by fax: 925-335-1913.

The County will provide reasonable accommodations for persons with disabilities planning to attend Board meetings who contact the Clerk of the Board at least 24 hours before the meeting, at (925) 335-1900; TDD (925) 335-1915. An assistive listening device is available from the Clerk, Room 106.



Copies of recordings of all or portions of a Board meeting may be purchased from the Clerk of the Board. Please telephone the Office of the Clerk of the Board, (925) 335-1900, to make the necessary arrangements.

Forms are available to anyone desiring to submit an inspirational thought nomination for inclusion on the Board Agenda. Forms may be obtained at the Office of the County Administrator or Office of the Clerk of the Board, 651 Pine Street, Martinez, California.

Applications for personal subscriptions to the weekly Board Agenda may be obtained by calling the Office of the Clerk of the Board, (925) 335-1900. The weekly agenda may also be viewed on the County's Internet Web Page:

[www.co.contra-costa.ca.us](http://www.co.contra-costa.ca.us)

## STANDING COMMITTEES

The **Airport Committee** (Supervisors Diane Burgis and Karen Mitchoff) meets on the second Wednesday of the month at 11:00 a.m. at Director of Airports Office, 550 Sally Ride Drive, Concord.

The **Family and Human Services Committee** (Supervisors Candace Andersen and John Gioia) meets on the fourth Monday of the month at 10:30 a.m. in Room 101, County Administration Building, 651 Pine Street, Martinez.

The **Finance Committee** (Supervisors Karen Mitchoff and John Gioia) meets on the fourth Monday of the month at 9:00 a.m. in Room 101, County Administration Building, 651 Pine Street, Martinez.

The **Hiring Outreach Oversight Committee** (Supervisors Candace Andersen and Federal D. Glover) meets on the first Monday of every other month at 1:00 p.m. in Room 101, County Administration Building, 651 Pine Street, Martinez.

The **Internal Operations Committee** (Supervisors Diane Burgis and Candace Andersen) meets on the second Monday of the month at 1:00 p.m. in Room 101, County Administration Building, 651 Pine Street, Martinez.

The **Legislation Committee** (Supervisors Karen Mitchoff and Diane Burgis) meets on the second Monday of the month at 10:30 a.m. in Room 101, County Administration Building, 651 Pine Street, Martinez.

The **Public Protection Committee** (Supervisors John Gioia and Federal D. Glover) meets on the first Monday of the month at 10:30 a.m. in Room 101, County Administration Building, 651 Pine Street, Martinez.

The **Transportation, Water & Infrastructure Committee** (Supervisors Karen Mitchoff and Candace Andersen) meets on the second Monday of the month at 9:00 a.m. in Room 101, County Administration Building, 651 Pine Street, Martinez.

Airports Committee	November 13, 2019	11:00 a.m.	See above
Family & Human Services Committee	September 23, 2019	10:30 a.m.	See above
Finance Committee	September 23, 2019 Canceled Special Meeting October 7, 2019	9:00 a.m.	See above
Hiring Outreach Oversight Committee	October 7, 2019	1:00 p.m.	See above
Internal Operations Committee	October 14, 2019	1:00 p.m.	See above
Legislation Committee	October 14, 2019	10:30 a.m.	See above
Public Protection Committee	Special Meeting September 30, 2019	9:00 a.m.	See above
Sustainability Committee	September 23, 2019	12:30 p.m.	See above
Transportation, Water & Infrastructure Committee	October 14, 2019 Canceled Special Meeting October 7, 2019	11:00 a.m.	See above

**PERSONS WHO WISH TO ADDRESS THE BOARD DURING PUBLIC COMMENT OR WITH RESPECT TO AN ITEM THAT IS ON THE AGENDA, MAY BE LIMITED TO TWO (2) MINUTES**

**A LUNCH BREAK MAY BE CALLED AT THE DISCRETION OF THE BOARD CHAIR**

**AGENDA DEADLINE: Thursday, 12 noon, 12 days before the Tuesday Board meetings.**

**Glossary of Acronyms, Abbreviations, and other Terms (in alphabetical order):**

Contra Costa County has a policy of making limited use of acronyms, abbreviations, and industry-specific language in its Board of Supervisors meetings and written materials. Following is a list of commonly used language that may appear in oral presentations and written materials associated with Board meetings:

**AB** Assembly Bill  
**ABAG** Association of Bay Area Governments  
**ACA** Assembly Constitutional Amendment  
**ADA** Americans with Disabilities Act of 1990  
**AFSCME** American Federation of State County and Municipal Employees  
**AICP** American Institute of Certified Planners  
**AIDS** Acquired Immunodeficiency Syndrome  
**ALUC** Airport Land Use Commission  
**AOD** Alcohol and Other Drugs  
**ARRA** American Recovery & Reinvestment Act of 2009  
**BAAQMD** Bay Area Air Quality Management District  
**BART** Bay Area Rapid Transit District  
**BayRICS** Bay Area Regional Interoperable Communications System  
**BCDC** Bay Conservation & Development Commission  
**BGO** Better Government Ordinance  
**BOS** Board of Supervisors  
**CALTRANS** California Department of Transportation  
**CalWIN** California Works Information Network  
**CalWORKS** California Work Opportunity and Responsibility to Kids  
**CAER** Community Awareness Emergency Response  
**CAO** County Administrative Officer or Office  
**CCCPCFD (ConFire)** Contra Costa County Fire Protection District  
**CCHP** Contra Costa Health Plan  
**CCTA** Contra Costa Transportation Authority  
**CCRMC** Contra Costa Regional Medical Center  
**CCWD** Contra Costa Water District  
**CDBG** Community Development Block Grant  
**CFDA** Catalog of Federal Domestic Assistance  
**CEQA** California Environmental Quality Act  
**CIO** Chief Information Officer  
**COLA** Cost of living adjustment  
**ConFire (CCCPCFD)** Contra Costa County Fire Protection District  
**CPA** Certified Public Accountant  
**CPI** Consumer Price Index  
**CSA** County Service Area  
**CSAC** California State Association of Counties  
**CTC** California Transportation Commission  
**dba** doing business as  
**DSRIP** Delivery System Reform Incentive Program  
**EBMUD** East Bay Municipal Utility District  
**ECCPCFD** East Contra Costa Fire Protection District  
**EIR** Environmental Impact Report  
**EIS** Environmental Impact Statement  
**EMCC** Emergency Medical Care Committee

**EMS** Emergency Medical Services  
**EPSDT** Early State Periodic Screening, Diagnosis and Treatment Program (Mental Health)  
**et al.** et alii (and others)  
**FAA** Federal Aviation Administration  
**FEMA** Federal Emergency Management Agency  
**F&HS** Family and Human Services Committee  
**First 5** First Five Children and Families Commission (Proposition 10)  
**FTE** Full Time Equivalent  
**FY** Fiscal Year  
**GHAD** Geologic Hazard Abatement District  
**GIS** Geographic Information System  
**HCD** (State Dept of) Housing & Community Development  
**HHS** (State Dept of ) Health and Human Services  
**HIPAA** Health Insurance Portability and Accountability Act  
**HIV** Human Immunodeficiency Syndrome  
**HOV** High Occupancy Vehicle  
**HR** Human Resources  
**HUD** United States Department of Housing and Urban Development  
**IHSS** In-Home Supportive Services  
**Inc.** Incorporated  
**IOC** Internal Operations Committee  
**ISO** Industrial Safety Ordinance  
**JPA** Joint (exercise of) Powers Authority or Agreement  
**Lamorinda** Lafayette-Moraga-Orinda Area  
**LAFCo** Local Agency Formation Commission  
**LLC** Limited Liability Company  
**LLP** Limited Liability Partnership  
**Local 1** Public Employees Union Local 1  
**LVN** Licensed Vocational Nurse  
**MAC** Municipal Advisory Council  
**MBE** Minority Business Enterprise  
**M.D.** Medical Doctor  
**M.F.T.** Marriage and Family Therapist  
**MIS** Management Information System  
**MOE** Maintenance of Effort  
**MOU** Memorandum of Understanding  
**MTC** Metropolitan Transportation Commission  
**NACo** National Association of Counties  
**NEPA** National Environmental Policy Act  
**OB-GYN** Obstetrics and Gynecology  
**O.D.** Doctor of Optometry  
**OES-EOC** Office of Emergency Services-Emergency Operations Center  
**OPEB** Other Post Employment Benefits  
**OSHA** Occupational Safety and Health Administration  
**PARS** Public Agencies Retirement Services  
**PEPRA** Public Employees Pension Reform Act  
**Psy.D.** Doctor of Psychology  
**RDA** Redevelopment Agency  
**RFI** Request For Information  
**RFP** Request For Proposal  
**RFQ** Request For Qualifications  
**RN** Registered Nurse  
**SB** Senate Bill  
**SBE** Small Business Enterprise  
**SEIU** Service Employees International Union  
**SUASI** Super Urban Area Security Initiative  
**SWAT** Southwest Area Transportation Committee  
**TRANSPAC** Transportation Partnership & Cooperation (Central)  
**TRANSPLAN** Transportation Planning Committee (East County)  
**TRE** or **TTE** Trustee

**TWIC** Transportation, Water and Infrastructure Committee

**UASI** Urban Area Security Initiative

**VA** Department of Veterans Affairs

**vs.** versus (against)

**WAN** Wide Area Network

**WBE** Women Business Enterprise

**WCCTAC** West Contra Costa Transportation Advisory Committee



**Contra  
Costa  
County**

To: Board of Supervisors  
From: Karen Mitchoff, District IV Supervisor  
Date: September 17, 2019

Subject: Presentation from Visit Concord on the Tourism Improvement District's Annual Report

---

**RECOMMENDATION(S):**

Receive presentation from Visit Concord on the Tourism Improvement District's Annual Report.

**FISCAL IMPACT:**

None.

**BACKGROUND:**

Visit Concord is the brand identity created for the Concord Tourism Improvement District (TID) located in San Francisco's East Bay. Established on June 1, 2013, the TID allows a 3 percent collection on all room bookings from participating hotels in Concord. The TID aims to improve economic growth by building awareness and consideration of Concord as a destination for travelers and meeting and event planners.

---

☒ APPROVE

☐ OTHER

☒ RECOMMENDATION OF CNTY ADMINISTRATOR ☐ RECOMMENDATION OF BOARD COMMITTEE

---

Action of Board On: **09/17/2019** ☒ APPROVED AS RECOMMENDED ☐ OTHER

Clerks Notes:

**VOTE OF SUPERVISORS**

AYE: John Gioia, District I Supervisor  
Candace Andersen, District II Supervisor  
Diane Burgis, District III Supervisor  
Karen Mitchoff, District IV Supervisor  
Federal D. Glover, District V Supervisor

I hereby certify that this is a true and correct copy of an action taken and entered on the minutes of the Board of Supervisors on the date shown.

ATTESTED: September 17, 2019

David J. Twa, County Administrator and Clerk of the Board of Supervisors

By: Jami Napier, Deputy

Contact: Colleen Isenberg (925)  
521-7100

cc:



**Contra  
Costa  
County**

To: Board of Supervisors  
From: John Kopchik, Director, Conservation & Development Department  
Date: September 17, 2019

Subject: Public Hearing to consider changes to the Land Development Fee Schedule

---

**RECOMMENDATION(S):**

1. Acting as the governing body of Contra Costa County and the Contra Costa County Flood Control and Water Conservation District, OPEN the public hearing on Resolution No. 2019/553 to establish new land development fees charged for services performed by the Department of Conservation and Development and the Public Works Department on behalf of the County and the District beginning March 1, 2020;
2. RECEIVE testimony; CLOSE the public hearing. DETERMINE that, based on the attached "Contra Costa County Update of the County's Land Development Fee Schedule," dated July 15, 2019, each of the fees listed in Exhibit A attached to Resolution No. 2019/553 does not exceed the estimated reasonable costs to perform the service or activity for which the fee is charged.
3. ADOPT Resolution No. 2019/553.
4. FIND that the above action is not a project under the California Environmental Quality Act (CEQA) pursuant to CEQA Guidelines section 15378(b)(4); or, alternatively, that the action is exempt from review under CEQA under CEQA Guidelines Section 15273 because the action relates to the adoption of fees to meet operating expenses, and additionally under CEQA Guidelines Section 15061, subdivision (b)(3), because it can be seen with certainty that

☒ APPROVE

☐ OTHER

☒ RECOMMENDATION OF CNTY ADMINISTRATOR

☐ RECOMMENDATION OF BOARD COMMITTEE

---

Action of Board On: **09/17/2019** ☒ APPROVED AS RECOMMENDED ☐ OTHER

Clerks Notes:

**VOTE OF SUPERVISORS**

AYE: John Gioia, District I Supervisor  
Candace Andersen, District II Supervisor  
Diane Burgis, District III Supervisor  
Karen Mitchoff, District IV Supervisor  
Federal D. Glover, District V Supervisor

I hereby certify that this is a true and correct copy of an action taken and entered on the minutes of the Board of Supervisors on the date shown.

ATTESTED: September 17, 2019

David J. Twa, County Administrator and Clerk of the Board of Supervisors

By: Jami Napier, Deputy

Contact: Jason Crapo,  
925-674-7722

cc:

### RECOMMENDATION(S): (CONTD)

there is no possibility that the activity may have a significant effect on the environment.

5. DIRECT the Director of Conservation and Development, or designee, to file a CEQA notice of exemption with the County Clerk-Recorder, and authorize payment of the \$50 filing fee.

6. DIRECT the Director of Conservation and Development and the Public Works Director to evaluate the County's land development fees every five years to ensure such fees are kept up to date and maintain a close relationship to the cost of providing services.

7. DIRECT the Auditor-Controller to continue maintaining a trust fund for joint Community Development/Public Works application review fees, and further DIRECT the Treasurer-Tax Collector to invest said deposits, with interest to accrue in the trust fund.

### FISCAL IMPACT:

The proposed changes to the Land Development Fee Schedule will enable the Department of Conservation and Development and the Public Works Department to charge fees for services they provide that more closely align with the cost of providing the services, thereby improving the ability of these Departments to effectively recover the cost of providing services.

### BACKGROUND:

At the July 23, 2019 Board of Supervisors meeting, DCD and PWD staff, along with a representative from the consulting firm NBS, provided an informational presentation concerning the fee study and cost analysis recently completed by NBS, and the new Land Development Fee Schedule proposed by DCD and PWD, which is consistent with NBS's fee study analysis. The Board accepted the report and proposed fee schedule as presented. The Board also provided direction to staff to update land development fees with greater frequency so that fees are kept current and in line with the cost of providing services.

### **Purpose of Fee Study and Cost Analysis**

The County Department of Conservation and Development (DCD) and the County Public Works Department (PWD) hired the firm NBS to perform a fee study and cost analysis of the County's land development services. The County has not enlisted an outside consultant to perform such a review of its land development services since the mid-1990s. The County's chief purposes in conducting this study were to ensure that fee amounts are updated to reflect the County's current cost of providing services, and to ensure that the fees listed in the fee schedule are updated to reflect land development services currently provided by DCD and PWD.

As described in greater detail within the attached NBS report, the County has the legal authority to charge user fees for land development services, such as those services provided by DCD and PWD. The fees charged by the County must not be more than the estimated cost that the County incurs to provide the services for which the fees are charged. One purpose of hiring NBS was to perform a cost analysis for the County's land development services in order to establish the estimated cost of services provided by DCD and PWD. Fees charged by the County for services cannot exceed the costs of providing those services. The main cost the County incurs providing land development services is the cost of County staff time.

The methods NBS used to perform its cost analysis and the resulting conclusions are stated in its attached report. The NBS report also includes tables showing the current and recommended fees for land

development services provided by DCD and PWD. These recommended fees are reflected in the new proposed Land Development Fee Schedule that is Exhibit A to the Resolution No. 2019/553 attached to this agenda item.

## **Summary of Key Findings**

**PWD and Planning Fees.** One main finding of the NBS report is that many of the deposits and flat fees currently collected for land development services by PWD and by the Planning Division of DCD are low relative to the cost of the services provided. Most current deposit and flat fee levels were established over 20 years ago, and the cost of providing County services has increased significantly over the ensuing years.

Most land development services provided by PWD and DCD Planning are charged on a “time and materials” basis, meaning the fee charged to the applicant is calculated based on the cost of the staff time spent on the project, plus any “materials” or other costs associated with processing the application. The departments collect an initial deposit from the applicant at the time the application is submitted, creating an account from which funds are withdrawn to reimburse the County for costs spent on the project. While deposit amounts have not been adjusted for many years, billing rates for staff time are adjusted each year, so applicants do pay for actual current costs.

As a result of deposits currently being set low relative to the estimated cost of services, the amount of funds initially deposited in a project account is often exhausted quickly, resulting in staff needing to collect additional funds from applicants. This is both an inconvenience to applicants and an inefficient use of County staff time. Furthermore, setting deposits at their current low levels creates an inaccurate impression of what the likely final cost of the service will be, making it difficult for applicants to accurately plan for the cost of their projects. Therefore, the NBS report recommends increasing fee deposits to levels that more closely align with the estimated cost of services.

It should be noted that increasing such deposits will not increase the final amount the public pays for services because the final fee amount will still be based on the time and materials spent on the project. Further, any unspent deposit amounts are returned to the applicant at the conclusion of the project.

**Building Inspection Fees.** In contrast to PWD and DCD planning services, Building Inspection services are charged in-full at the time a building permit is issued rather than on a “time and materials” basis. Most Building Inspection fees are determined based on the value of the construction work covered by a building permit, which serves as a proxy for the estimated amount of staff time, and therefore cost, to be spent on the project by the County. Since such fees are tied to the value of construction, fee amounts generally increase over time as construction costs increase.

The cost analysis performed by NBS results in only minor changes to the Building Inspection fees currently charged by DCD. For smaller projects, characterized as projects having a construction value under \$500,000, building inspection fees will be generally unchanged. Projects ranging in value from \$500,000 to \$5 million may see either a small increase or small decrease in fees, depending on the details of the projects. Larger projects, defined as those with construction value exceeding \$5 million, will generally see a small reduction in fees, again depending on the specific details of the project.

NBS also recommends the County simplify fees for certain routine building permits, such as fences and roof replacements, by converting these to flat fees rather than the current method of charging based on the value of construction. Flat fees work well for services where the cost to the County is highly predictable and consistent. Greater use of flat fees makes the cost of services more transparent to applicants and simplifies the administration of such fees for County staff.



The NBS report identifies two new categories of Buildings Inspection fees. These are fees for debris recovery and for drainage plan review. Both of these fees relate to services that DCD has been mandated to perform in recent years resulting from requirements in the County Ordinance Code and in State and Federal law. Debris recovery fees are for implementation of regulations concerning disposal and recycling of construction debris. Drainage plan review involves enforcement of regulations concerning management of drainage to prevent erosion and control pollutants to prevent them from entering the waters of the Bay and Delta.

Base Map Revision Fee. In addition to fees for services provided by DCD and PWD, staff also recommends updating fee item S-088F, Base Map Revision fee, for services provided by the County Assessor's Office. The cost analysis provided by the Assessor's Office (attached) supports increasing this fee to \$60 from the current approved level of \$50 per lot.

Comparison with Neighboring Jurisdictions. The scope of NBS's report includes comparison of the County's land development fees with those of several neighboring jurisdictions. The group of jurisdictions surveyed includes the cities of Brentwood, Concord and Richmond, and the counties of Alameda and Sonoma. Although it is often difficult to make direct fee comparisons between jurisdictions because each jurisdiction organizes its services differently, where direct comparisons are possible, the NBS report found that the recommended fees for County land development services are generally consistent with those charged by the neighboring cities and counties included in the comparison survey.

For the reasons set forth above, Department of Conservation and Development and Public Works Department staff recommend that the Board of Supervisors adopt Resolution No. 2019/553.

CONSEQUENCE OF NEGATIVE ACTION:

If the recommended actions are not approved, the Department of Conservation and Development and the Public Works Department will not be able to efficiently recover the cost of land development services they provide to the public.

CHILDREN'S IMPACT STATEMENT:

N/A

CLERK'S ADDENDUM

**Public Speakers: Carol Jensen**

**Acting as the governing body of Contra Costa County and the Contra Costa County Flood Control and Water Conservation District, OPEN the public hearing on Resolution No. 2019/553 to establish new land development fees charged for services performed by the Department of Conservation and Development and the Public Works Department on behalf of the County and the District beginning March 1, 2020; Received testimony; closed the public hearing. Determined that, based on the attached "Contra Costa County Update of the County's Land Development Fee Schedule," dated July 15, 2019, each of the fees listed in Exhibit A attached to Resolution No. 2019/553 does not exceed the estimated reasonable costs to perform the service or activity for which the fee is charged. Adopted Resolution No. 2019/553. Found that the above action is not a project under the California Environmental Quality Act (CEQA) pursuant to CEQA Guidelines section 15378(b)(4); or, alternatively, that the action is exempt from review under CEQA under CEQA Guidelines Section 15273 because the action relates to the adoption of fees to meet operating expenses, and additionally under CEQA Guidelines Section 15061, subdivision (b)(3), because it can be seen with certainty that there is no possibility that the activity may have a significant effect on the environment. Directed the Director of Conservation and Development, or designee, to file a CEQA notice of exemption with the County Clerk-Recorder, and authorize payment of the \$50 filing fee. Directed the Director of Conservation and Development and the Public Works Director to evaluate the County's land development**

fees every five years to ensure such fees are kept up to date and maintain a close relationship to the cost of providing services. Directed the Auditor-Controller to continue maintaining a trust fund for joint Community Development/Public Works application review fees, and further directed the Treasurer-Tax Collector to invest said deposits, with interest to accrue in the trust fund. \_\_\_\_\_

Approve fees as presented. Direct staff to report to the Board of Supervisors by the end of the year describing the authority of the department to adjust or waive fees for the Historical Nomination Application and a plan to create a uniform policy about how to waive/adjust these fees for non-profits and owners of historical properties in Contra Costa.

#### AGENDA ATTACHMENTS

Resolution 2019/553

NBS Final Report

Cost Analysis for Fee S-088F

Comments from HLAC

Fee Study Presentation for Board of Supervisors

Exhibit A to Resolution 2019/553

#### MINUTES ATTACHMENTS

Signed Resolution 2019/553

**THE BOARD OF SUPERVISORS OF CONTRA COSTA COUNTY, CALIFORNIA**  
**and for Special Districts, Agencies and Authorities Governed by the Board**

Adopted this Resolution on 09/17/2019 by the following vote:

**John Gioia**  
**Candace Andersen**  
AYE: ☒ **Diane Burgis**  
**Karen Mitchoff**  
**Federal D. Glover**

NO: ☐

ABSENT: ☐

ABSTAIN: ☐

RECUSE: ☐



**Resolution No. 2019/553**

**APPROVAL OF LAND DEVELOPMENT FEE SCHEDULE**

- A. State law authorizes Contra Costa County (County) and the Contra Costa County Flood Control and Water Conservation District (District) to charge fees for services and activities they perform based on the estimated reasonable cost of providing the services and activities for which the fees are charged.
- B. The County has conducted a review of certain services performed by the Department of Conservation and Development and Public Works Department on behalf of the County and the District in connection with development, construction, and issuance of certain discretionary and ministerial approvals, and the reasonable cost of providing those services, the beneficiaries of those services, and the revenues produced by those paying fees and charges for those services. These services, and the estimated reasonable cost for performing the services, are more particularly described in the July 15, 2019 "Update of the County Land Development Fee Schedule" ("Fee Study") prepared by the County's consultant, NBS.
- C. The Fee Study includes fees for certain services and activities performed by and on behalf of the County and the District. The Fee Study establishes that revenue from the proposed fees will not exceed the reasonable costs to perform the services and activities for which the fees are charged. The Fee Study further establishes that the amounts of the fees will not exceed the proportional cost of the services and activities provided to or attributable to each fee payer. The Fee Study further establishes that the fees included therein are for specific governmental services, benefits, and products directly provided to payers and not provided to persons not charged the fees.
- D. Pursuant to Government Code Sections 6062a, 66016, and 66018, notice of the public hearing on the adoption of this resolution was published and given, and, on September 17, 2019, a public hearing was held before the Board of Supervisors, as the governing body of the County and the District. The Board of Supervisors considered all written and oral testimony, comments, and presentations submitted at and before the hearing, including the board order and its attachments and the Fee Study.

NOW, THEREFORE, IT IS RESOLVED by the Board of Supervisors of Contra Costa County, as the governing body of the County and the District:

1. Determinations. Based on all written and oral testimony, reports, and presentations to the Board of Supervisors, including the board order and its attachments and the Fee Study, the Board of Supervisors DETERMINES that the fees set forth in the Fee Study attached hereto as Exhibit A are necessary to recover the County's and District's estimated reasonable costs for performing the services and activities for which the fees are charged; and further DETERMINES that these fees do not exceed the proportional cost of the service provided to, or benefit attributable to, payers of the fees.
2. Fee Schedule Adoption. The fees set forth in Exhibit A, attached hereto and incorporated herein by this reference, are hereby adopted and shall be charged and collected for the services and activities described in Exhibit A.
3. Fee Schedule Implementation. The fees set forth in Exhibit A shall be charged and implemented in accordance with Division 620 of the Ordinance Code, as may be amended from time to time.
4. Added Fees. One and one half times the set fee shall be charged for accelerated processing. Where additional fees must be charged and collected for completed staff work, or where a refund of excess deposited monies is due, and where such charge or refund is ten dollars (\$10.00) or less, a charge or refund need not be made, pursuant to and provided the requirements of Government Code Sections 29373.1 and 29375.1 and amendments thereto are met. Where a fee payment is

over 60 days past due, the departments may seek a court judgment against the debtor and will charge interest at a rate of ten percent (10%) from the date of judgment.

5. Repeal. Except as set forth in Section 6, Resolution No. 2018/615, including each of the fees contained therein, is repealed as of the effective date of this resolution. Notwithstanding anything to the contrary contained herein, this repeal shall not affect any obligation to pay fees charged under Resolution No. 2018/615 before the effective date of this resolution.
6. Severability. Notwithstanding any other provision of this resolution to the contrary, if a court of competent jurisdiction determines any fee set forth in Exhibit A is invalid or unenforceable, the comparable fee adopted by Resolution No. 2018/615, shall be deemed not to have been repealed and shall remain in effect and subject to the remaining provisions of this resolution. Notwithstanding any other provision of this resolution to the contrary, if a court of competent jurisdiction determines this resolution is invalid or unenforceable, Resolution No. 2018/615 shall be deemed not to have been repealed and shall remain in full force and effect.
7. Effective Date. This resolution becomes effective immediately. All of the fees included in the fee schedule attached as Exhibit A will be charged beginning March 1, 2020.

I hereby certify that this is a true and correct copy of an action taken and entered on the minutes of the Board of Supervisors on the date shown.

**Contact: Jason Crapo, 925-674-7722**

**ATTESTED: September 17, 2019**

David J. Twa, County Administrator and Clerk of the Board of Supervisors

By: Jami Napier , Deputy

**cc:**



**Contra Costa County**

**Update of the County's Land Development Fee Schedule**

**Final Report**

**July 15, 2019**

32605 Temecula Parkway, Suite 100  
Temecula, CA 92592  
Toll free: 800.434.8349 Fax: 951.296.1998

---

## TABLE OF CONTENTS

Executive Summary.....	1
Section 1 – Introduction and Fundamentals.....	2
1.1 Methods of Analysis.....	2
1.1.1 Fee Structure Review .....	3
1.1.2 Cost of Service Analysis.....	4
1.1.3 Cost Recovery Evaluation.....	5
1.2 Comparative Fee Survey .....	6
1.3 Data Sources .....	6
Section 2 – Planning Fees.....	8
2.1 Fee Structure Review .....	8
2.2 Cost of Service Analysis.....	8
2.3 Cost Recovery Evaluation.....	8
Section 3 – Building Fees .....	10
3.1 Fee Structure Review .....	10
3.2 Cost of Service Analysis.....	11
3.3 Cost Recovery Evaluation.....	11
3.4 Land Development Surcharge.....	12
Section 4 – Land Development (Engineering) Fees .....	13
4.1 Fee Structure Review .....	13
4.2 Cost of Service Analysis.....	13
4.3 Cost Recovery Evaluation.....	14
Section 5 – Conclusion .....	15

### Appendices

#### **Cost of Service Analysis (Fee Tables)**

Planning Fees  
Building Fees  
Land Development – Engineering Fees

#### **Appendix A**

Appendix A. 1  
Appendix A. 2  
Appendix A. 3

#### **Comparative Fee Survey**

Planning Fees  
Building Fees  
Land Development – Engineering Fees

#### **Appendix B**

Appendix B. 1  
Appendix B. 2  
Appendix B. 3

## Executive Summary

NBS performed a User Fee Study for the County Department of Conservation and Development (DCD) and County Public Works Department (PWD). The purpose of this report is to describe the Study's findings and recommendations, which the two Departments intend to use to update their fee schedule for land development services.

California local governments impose user fees and regulatory fees for services and activities they provide through provisions of the State Constitution. First, they may perform broad activities related to their local policing power and other service authority as defined in Article XI, Sections 7 and 9. Second, they may establish fees for service through the framework defined in Article XIIC, Section 1. Under this latter framework, a fee may not exceed the estimated reasonable cost of providing the service or performing the activity. For a fee to qualify as such, it must relate to a service or activity under the control of the individual/entity on which the fee is imposed. For example, the individual/entity requests service of the municipality or his or her actions specifically cause the municipality to perform additional activities. In this manner, the service or the underlying action causing the municipality to perform service is either discretionary and/or is subject to regulation. As a discretionary service or regulatory activity, the user fees and regulatory fees considered in this Study fall outside requirements for imposition of taxes, special taxes, or fees imposed as incidences of property ownership.

NBS assisted Departments in establishing the total estimated cost of providing services for each fee item under review. The resulting information provided by this Study determines the upper limit for user/regulatory fees charged to the public as well as assists in achieving the County's policy position on appropriate levels of cost recovery at or beneath that ceiling.

Additionally, NBS engaged the assistance of a subcontractor, Municipal Resource Group (MRG) for review of the County's current collections processes. Because the majority of PWD and DCD Planning fees are based on initial deposit amounts collected from applicants, followed by billing of time and materials costs against those deposits, the County's scope of services for this engagement requested a deeper dive into process improvement in this area. Where warranted, this report incorporates key recommendations from MRG to improve overall cost recovery.

The County's chief purposes in conducting this Study were to ensure that fee amounts are updated to reflect the current cost of providing services, and that the fees listed in the fee schedule are updated to reflect land development services current provided by DCD and PWD. As such, the solutions provided by the consulting team accomplish the County's objective for a review of fee structures, fee amounts, and collections processes. This report provides information and discussion that can be used at many levels of the organization to improve overall administration of the fee program.

## Section 1 – Introduction and Fundamentals

The following is a summarized list of fees for County departments and/or divisions included in the Study:

- Department of Conservation and Development – Planning entitlement and permit fees such as:
  - Environmental / CEQA Review
  - Conditional / Special Use Permits
  - Tentative Parcel / Subdivision Maps
  - Site Development Plans
  - Other types of Planning entitlements and permits
- Department of Conservation and Development – Building code regulation compliance fees, including:
  - Permit processing and issuance
  - Plan check and construction inspection
  - Miscellaneous minor permits for photovoltaic systems, special inspections, demolition, routine minor residential and commercial improvements, etc.
  - Mechanical, plumbing, and electrical associated with construction as well as single item permits
  - Grading Inspection and Plan Check
- Department of Public Works – Land Development permit fees, such as:
  - Final Parcel / Subdivision Maps
  - Public Improvement Plan Check and Inspection
  - Floodplain management permits
  - Review of Planning entitlements, as applicable
  - Encroachment Permits

It should be noted that the fees examined in this Study specifically excluded utility rates, development impact fees, and special assessments, all of which fall under distinct analytical and procedural requirements different from the body of user/regulatory fees analyzed in this effort. Additionally, this Study excluded facility and equipment rental rates, as well as most of fines and penalties imposed by the County for violations to its requirements or code.

### 1.1 Methods of Analysis

There are three phases of analysis completed for each County fee program studied:

- 1) Fee Schedule Review
- 2) Cost of Service Analysis
- 3) Cost Recovery Evaluation



### 1.1.1 Fee Structure Review

Establishing fees includes a range of considerations, including whether the County's fee schedules are a comprehensive list of fees that encompass all services for which the County can charge, as well as whether the structure of fees (names, categorization, number of tiers, method of charge, etc.) are in line with present day industry standards and best practices. As such, NBS reviewed the County's existing fee schedules and conducted interviews with each department to consider:

- **Addition to and deletion of fees** – The Study's process provided each department the opportunity to propose additions and deletions to their fee schedules, as well as rename, reorganize, and clarify fees imposed. Many such revisions better conform fees to current practices, as well as improve the calculation of fees owed by an individual, the application of said fees, and the collection of revenues. In other words, as staff is more knowledgeable and comfortable working with the fee schedule, the accuracy achieved in both imposing fees on users and collecting revenues for the County is greater. Beyond this, some additions to the fee schedule were simply identification of existing services or activities performed by County staff for which no fee is currently charged.
- **Revision to the structure of fees** – In many cases, fee categories and fee names were simplified or re-structured to increase the likelihood of full cost recovery, to reflect current industry practice, or to enhance the fairness of how the fee applies to various types of fee payers.

NBS and County staff recommendations for update of existing fee schedules included the following typical approaches to structuring fees:

- **Singular flat fees** – Services are "singular" in nature, such as a one-time processing fee or fee charged on a per project basis. The fee amount charged is representative of the average estimated cost of providing service. These fees are charged as a singular transaction for a service received, and do not vary by project type or size.
- **Variable flat fees** – Charges for services are based on measurable project characteristics such as number of lots, construction valuation, criteria that distinguish between ranges or tiers of a request's complexity (such as minor versus major, etc.).
- **Deposit-based fees** – Also known as a "time and materials" approach to charging for various services. The County collects an initial deposit amount as established by the fee schedule from an applicant, and charges the actual costs of providing service against the deposit on an hourly basis for staff and an actual cost basis for special studies or other third party review efforts.

The majority of fees for PWD and the DCD's Planning Division are deposit-based fees, while DCD's Building Division charges for services using singular and variable flat fees.

Although the County's land development fee schedule has been amended periodically over time, a comprehensive review of this fee schedule has not been conducted in over 20 years. As such, a primary focus of this Study was to update the structure of fee categories and their initial deposit amounts in order to streamline administrative

business processes associated with the County's time and materials cost recovery system. If initial deposit amounts are set too low, the County's staff, in particular planners and engineers, spend an unnecessary amount of time manually administering deposit accounts, including manual tracking and bill collecting when deposits are exhausted. Therefore, it is essential to consider updating initial deposit amounts closer to the cost of providing service wherever feasible.

### **1.1.2 Cost of Service Analysis**

Nearly all of the fees under review in this Study require specific actions on the part of County staff to provide the service or conduct the activity. Because labor is the primary underlying factor in these activities, the Study expresses the full cost of service as a fully burdened cost per labor hour. For this Study, NBS' role in review of the County's Land Development fees focused primarily on restructuring fee categories and methods of charging for fees, as well as facilitation of data gathering to assist in calibrating initial deposit amounts closer to the cost of providing services. NBS relied on the fully burdened hourly rates as currently calculated by the County, and NBS assumes the County has taken all steps necessary to include all reasonable and justifiable costs typically considered in fully burdened hourly rates, including direct and indirect costs. Direct costs are those that specifically relate to the activity in question, including the real-time provision of the service. Indirect costs are those that support provision of services in general, but cannot be directly assigned to the fee for service in question.

NBS applied the hourly rates provided by the County to each individual fee to estimate an average full cost of providing each service or activity. This step required the development of staff time estimates for the services and activities listed in the County's fee schedule. In some fee programs, time tracking records were useful in identifying the typical amount time spent on the County's most frequently requested services. However, service times are typically only systematically tracked for services billed on a time and materials basis, and not for services charged flat fees. Regardless of the availability of actual time tracking data for an individual fee for service item, interviews and questionnaires were used to develop the necessary data sets describing estimated labor time. County staff estimated the average amount of time (in minutes and hours) it would take to complete a typical occurrence of each service or activity considered. Every attempt was made to ensure that each department having a direct role in the provision of each service or activity provided a time estimate.

Development of these time estimates was not a one-step process: estimates received were carefully reviewed by both consultant and departmental management to confirm the reasonableness of such estimates. The County reconsidered its time estimates until both parties were comfortable that the fee models reasonably reflected the average service level provided. Then, staff's time estimates multiplied by a fully burdened labor rate yielded an average full cost of the service or activity.

Subsequent chapters and the appendices of this report discuss the completed cost of service analysis developed for each department.

### 1.1.3 Cost Recovery Evaluation

The NBS fee model compares the existing fee or deposit amount for each service to the average full cost of service quantified through this analysis. A cost recovery rate of 0% identifies no current recovery of costs from fee revenues (or insufficient information available for evaluation). A rate of 100% means that the fee currently recovers the full cost of service. A rate between 0% and 100% indicates partial recovery of the full cost of service through fees. A rate greater than 100% means that the fee exceeded the full cost of service.

User fees and regulatory fees examined in this Study should not exceed the full cost of service. In other words, the cost recovery rate achieved by a fee should not be greater than 100%. In most cases, imposing a fee above this threshold could require the consensus of the voters. For initial deposit amounts, the results of this Study are provided as a benchmark for each Department to consider their recommendation to increase or decrease initial deposit amounts to better align with the full cost of service.

NBS also often assists with modeling the “recommended” or “targeted” level of cost recovery for each fee, always established at 100%, or less, than the calculated full cost of service. Targets and recommendations always reflect agency-specific judgments linked to a variety of factors, such as existing policies, agency-wide or departmental revenue objectives, economic goals, community values, market conditions, level of demand, and others. A general means of selecting an appropriate cost recovery target is to consider the public and private benefits of the service or activity in question.

- To what degree does the public at large benefit from the service?
- To what degree does the individual or entity requesting, requiring, or causing the service benefit?

When a service or activity completely benefits the public at large, there is generally little to no recommended fee amount (i.e., 0% cost recovery), reflecting that a truly public-benefit service is best funded by the general resources of the County, such as General Fund revenues (e.g., taxes). Conversely, when a service or activity completely benefits an individual or entity, there is generally closer to or equal to 100% of cost recovery from fees, collected from the individual or entity. An example of a completely private benefit service may be a request for exemption from a County regulation or process.

In some cases, a strict public-versus-private benefit judgment may not be sufficient to finalize a cost recovery target. Any of the following other factors and considerations may influence or supplement the public/private benefit perception of a service or activity:

- If optimizing revenue potential is an overriding goal, is it feasible to recover the full cost of service?
- Will increasing fees result in non-compliance or public safety problems?
- Are there desired behaviors or modifications to behaviors of the service population helped or hindered through the degree of pricing for the activities?
- Does current demand for services support a fee increase without adverse impact to the citizenry served or current revenue levels? (In other words, would fee increases have the unintended consequence of driving away the population served?)

- Is there a good policy basis for differentiating between type of users (e.g., residents and non-residents, residential and commercial, non-profit entities and business entities)?
- Are there broader County objectives that inform a less than full cost recovery target from fees, such as economic development goals and local social values?

Because this element of the Study is subjective, NBS provides the full cost of service calculation information and the framework for considering fees, while those closest to the fee-paying population – the County departments and programs – have considered appropriate cost recovery levels at or below that full cost for the Board of Supervisors’ review.

## 1.2 Comparative Fee Survey

Often policy makers request a comparison of fees to surrounding or similar communities. The purpose of a comparison is to provide a sense of the local market pricing for services, and to use that information to gauge the impact of recommendations for fee adjustments.

NBS worked with the County to choose five comparative agencies: Cities of Richmond, Concord, Brentwood, and counties of Alameda and Sonoma. Appendix B presents the results of the Survey.

NBS notes the following about the approach to, and use of, comparative survey data:

- Comparative surveys do not provide information about the cost recovery policies or procedures inherent in each comparison agency.
- Comparative agencies may or may not base their fee amounts on the estimated and reasonable cost of providing services. NBS did not perform the same level of analysis provided for this Study on the comparative agencies’ fees.
- A “market based” decision to price services below the full cost of service calculation, is the same as making a decision to subsidize that service.
- Comparative fee survey efforts are often non-conclusive for many fee categories. Comparison agencies typically use varied terminology for provision of similar services.

In general, NBS reasonably attempts to source each comparison agency’s fee schedule from the Internet, and compile a comparison of *current* fee categories and amounts for the most readily comparable fee items that match the client’s existing fee structure.

## 1.3 Data Sources

The following County-published data sources supported the Fee Establishment and Cost of Service Analysis phases of this Study:

- Prevailing fee structures and fee amounts for each department studied
- Listing of the County-calculated fully burdened hourly rates provided by each department studied

The County's fully burdened hourly rate calculations is the most significant source of information affecting cost of service results. NBS did not audit or validate the County's financial management and budget practices, nor was the information adjusted to reflect different levels of service or any specific, targeted performance benchmarks. This Study has accepted the County's fully burdened hourly rate calculation as the most appropriate and reasonable level of County costs and spending. Consultants accept the County deliberative process and assume that process has yielded a reasonable hourly rate, valid for NBS' use in setting cost-based fees.

Original data sets also support the work of this Study: primarily, tracked or estimated staff time at various levels of detail. To develop these data sets, consultants prepared questionnaires and conducted interviews with individual departments. In the fee establishment phase of the analysis, departmental staff provided estimates of average time spent providing a service or activity corresponding with an existing or new fee. Consultants and departmental management reviewed and questioned responses to ensure the best possible set of estimates.

## Section 2 – Planning Fees

The Planning Division is tasked with ensuring land uses in Contra Costa County comply with County codes, the General Plan, Board of Supervisors and Planning Commission policies, and State law requirements. Approval of projects through the planning process is required prior to issuing land use approval.

### 2.1 Fee Structure Review

The following is a summary of changes proposed to the County’s existing fee schedule.

- Land Use Permit fee categories were restructured, including retitling “Second Unit” to “Accessory Dwelling Unit”, and consolidating several miscellaneous permit types into a single Land Use Permit “Other” fee category to have the same initial deposit amount
- Several fee categories were consolidated from multiple tiers into a single category with the same initial deposit amount, including: tentative map reviews for subdivisions greater than five (5) lots, condo conversions, planned unit development residential rezoning review, zoning administrator appeal, appeal to the Board, geologic review, COA Compliance Check for Building Permit Issuance
- New fees were added for: Undersized Lot Review plus Alteration of Protected Tree(s), Historic Nominations, and Minor/Major Historic Review
- Deleted fee categories include: Accelerated Review, Modification of Official Document, Notification for List Services, County Water Agency Wetland Review, Annual Monitoring Fee for all Planned Unit District areas

Section 1, *Methods of Analysis*, provides additional discussion on the Study’s approach to adding, deleting, and revising fee categories.

### 2.2 Cost of Service Analysis

As described in *Section 1, Methods of Analysis*, the Cost of Service Analysis for this Study relied on fully burdened staff rates as calculated by the County. The County provided hourly rate calculations for each position in the Current Planning Division. To simplify the analysis at the individual fee level, NBS applied a single rate based on a simple average calculation of all existing staff rates to the time estimate for each service provided by the Division. Thus, all subsequent cost of service calculations at the individual fee level assume a fully burdened hourly rate of **\$193**. Once revised initial deposit amounts are adopted by the Board of Supervisors, the County may continue to use individual staff rates as applicable to recover the costs of time spent on application review and approval.

### 2.3 Cost Recovery Evaluation

Appendix A.1 presents the results of the detailed cost recovery analysis for the County’s Planning fees. The “Cost of Service per Activity” column establishes the maximum adoptable fee amount for the corresponding service identified in the “Fee Name” list. The “Existing Cost Recovery Percentage” column compares the full cost calculation to the County’s current fee or deposit amount. The majority of the Planning Division’s fees and deposit amounts are significantly below the cost of providing the service and could be increased, while a few current fees are higher than the cost calculated by the Study, requiring a decrease. Very few current fee or deposit amounts are

approximately equal to exactly 100% of the cost of providing service. This is a typical outcome of any fee-by-fee cost recovery analysis.

NBS provided the full cost of service calculation and the framework for considering revised fee / deposit amounts based on the steps described in *Section 1, Methods of Analysis*, while those closest to the fee-paying population, the County departments, considered appropriate cost recovery levels at or below that full cost. The “Recommended Fee Level/Deposit” column in Appendix A.1 displays the County staff’s initial recommended fee/deposit amounts.

## Section 3 – Building Fees

The Building Division is responsible for ensuring that structures adhere to standards to safeguard life, health, property and the public welfare. This is accomplished through building plan review, issuance of building permits and inspection of buildings to ensure compliance with local and state laws.

### 3.1 Fee Structure Review

The majority of the County’s fees for building plan review and inspection services follow an industry standard fee calculation approach known as “valuation-based” fee setting, which is a type of variable flat fee structure as discussed in *Section 1, Methods of Analysis*. A multiplier per square foot of new or altered building space establishes a construction value estimate for a given building project. Then the established construction value is assessed a fee amount based on a sliding scale fee table, first established by the Uniform Building Code more than 50 years ago. Contra Costa County’s “Building Permit fees (Table 1-A)” is the current version of the sliding scale in use by the Building Division for charging valuation-based fees.

NBS worked with the Building Division to update its fee structure as follows:

- Addition of tiers above \$1 million in construction value, to enhance accuracy of fee calculations for larger projects. Based on a basic review of building permit records, the County has seen many projects with values over \$1 million in the past year, and this trend will likely continue.
- Conversion of fees for service that are currently calculated as a percentage of the building permit fee to scaled/tiered tables mirroring Table 1-A. Examples include Plan Check, Permit Review and Processing, and Mechanical, Plumbing, and Electrical fees that are associated with a primary building permit.

In addition to valuation-based fee structures, the Division also charges many flat fees, currently categorized under the “Miscellaneous Fees” section of the Division’s current fee schedule. For this area of the Division’s fee structure:

- Consolidation of re-inspection fee categories to a single “per trip” fee for this service.
- Deletion of redundant fee categories of over-time inspection into a single fee category.
- Deletion of Individual Building/Grading permits from the Refinery and Chemical Plant Annual Maintenance Permit section. Individual permits will be issued consistent with other sections of the fee schedule covering individual building and grading permits.
- Elimination of the “Inspection for Change of Occupancy” fee
- Transition of certain fees for routine and minor projects that are currently valuation-based, to a singular flat fee per project, including:
  - Photovoltaic (solar) fees for residential and commercial projects
  - Canopy/awning permits
  - Commercial Coaches
  - Fences greater than 7ft in height
  - Re-roof permits for residential and commercial projects



- Energy code compliance review for smaller miscellaneous permits
- Addition of new fee categories for: after-hours inspection services, drainage review, debris recovery review, and an hourly fee for services requested in excess of standard or not otherwise listed in the fee schedule.

Section 1, *Methods of Analysis*, provides additional discussion on the Study's approach to adding, deleting, and revising fee categories.

### 3.2 Cost of Service Analysis

As described in *Section 1, Methods of Analysis*, the Cost of Service Analysis for this Study relied on fully burdened staff rates calculated by the County. The County provided hourly rate calculations for each position in the Building Division. To simplify the analysis at the individual fee level, NBS applied a single rate based on a simple average calculation of all existing staff rates to the time estimates for each service provided by the Division. Thus, all subsequent cost of service calculations at the individual fee level assume a fully burdened hourly rate of **\$172**.

### 3.3 Cost Recovery Evaluation

Appendix A.2 presents the results of the detailed cost recovery analysis for the County's Building fees. The "Cost of Service per Activity" column establishes the maximum adoptable fee amount for the corresponding service identified in the "Fee Name" list. The "Existing Cost Recovery Percentage" column compares the full cost calculation to the County's current fee amount to the cost of service per activity (maximum). The results can be summarized as follows:

- Processing, plan check, and construction inspection fees are under-recovering the costs of providing services for projects with lower construction valuation and recovering more than the costs of providing services for projects with higher construction valuation. An adjustment for various tiers of each fee table should be considered accordingly.
- Electrical inspection fees for projects with an associated building permit show the same trend in results discussed above, with the exception of fees for shell buildings.
- Mechanical and plumbing inspection fees for projects with an associated building permit do not show a consistent trend in their results. Some fees require a reduction; others have opportunity to increase to full cost recovery.
- Smaller project types for photovoltaic fees require a reduction from current fee amounts, while larger projects under-recover the costs of providing service.
- Other types of miscellaneous permit items currently under-recover their costs.

NBS provided the full cost of service calculation and the framework for considering revised fee amounts based on the steps described in *Section 1, Methods of Analysis*, while those closest to the fee-paying population, the County departments, considered appropriate cost recovery levels at or below that full cost. The "Recommended Fee Level/Deposit" column in Appendix A.2 displays the County staff's initial recommended fee/deposit amounts.

### **3.4 Land Development Surcharge**

Currently the County applies a 40% Land Development Surcharge on top of various types of building permits. The purpose of the surcharge is to recover the costs of various services such as public counter services, update and maintenance of the County's General Plan document, and code enforcement. This surcharge method of cost recovery is designed to keep costs charged to applicants lower on the front end of the development review process (such as during the planning entitlement phase) and defer cost recovery for certain types of general support costs until a building permit is pulled.

While it was not within NBS' scope of services to study the surcharge in great detail, a high level review of the annual cost of services for which the surcharge is designed indicates that revenue the County receives from the surcharge does not cover 100% of the County's costs. This is consistent with NBS' opinion that the services funded through the surcharge should also be partially offset with other revenues. For example, while code enforcement services ensure regulatory compliance and the pulling of permits, fines and penalties should also offset the costs of case management once a violation is verified. Appropriately, the County does use code enforcement fines and penalties to partially offset such code enforcement costs, as well as revenue from mitigation funds to offset community impacts of previously approved development projects. For ongoing update and maintenance of the County's General Plan, a common approach to recovery of these costs in California is through a surcharge. However, in calculation of such a surcharge, some portion of the costs of these services is typically funded through grants or the General Fund in recognition of the broad uses of the document by municipal services outside of community development that support the existing community at large. Consistent with this principle, the County is making a substantial General Fund contribution to the current County General Plan Update. The County may wish to consider designating a portion of non-permit revenue to pay for public counter services associated with Public Records Act requests or other inquiries that do not pertain to active applications or permits.

## Section 4 – Land Development (Engineering) Fees

Public Works Department is responsible for the management of the County's infrastructure. Services provided by the Department include: Capital Improvement Projects, Land Development, Traffic Engineering, Sewer Utilities, Water Quality Protection, Right-of-Ways, etc.

### 4.1 Fee Structure Review

The following is a summary of changes proposed to the County's existing fee schedule.

- Final Map Check and Parcel Map Check fees were consolidated to a single deposit amount fee category, with elimination of the "per lot" charge on top of the existing deposit.
- Public Improvement Plan Check and Inspection fees were restructured to three tiers of project sizes based on recent project history.
- Landscaping and Road Acceptance plan review and inspection fees were revised to include tiers based on project sizes, in line with changes made to other improvement fee categories.
- Stormwater Management Compliance fee added (deposit).
- New fee categories were added for Land Development's review of planning entitlement applications and permits. When a planning application is routed to Land Development, it is recommended that a separate deposit be charged to accommodate Land Development's time and cost.
- Reversion to Acreage fee added (deposit).
- Deleted fee categories include:
  - Accelerated Review Surcharge
  - Public Improvement Plan Review and Inspection fee categories for bridges/major structures (S-076C)
  - Assessment District Bond Segregation

Section 1, *Methods of Analysis*, provides additional discussion on the Study's approach to adding, deleting, and revising fee categories.

### 4.2 Cost of Service Analysis

As described in *Section 1, Methods of Analysis*, the Cost of Service Analysis for this Study relied on fully burdened staff rates as calculated by the County. The County provided hourly rate calculations for each position in the following DPW Divisions: Engineering Services, Transportation Engineering, Flood Control Engineering, and Design / Construction. All of these DPW divisional staff provide land development review and approval services to varying degrees. To simplify the analysis at the individual fee level, NBS applied a single rate based on a simple average calculation of all existing staff rates to the time estimates for each service provided by the divisions. All subsequent cost of service calculations at the individual fee level assume a fully burdened hourly rate of **\$235**. Once revised initial deposit amounts are adopted by the Board of Supervisors, the County may continue to use their individual staff rates as applicable to recover the costs of time spent on application review and approval.

### 4.3 Cost Recovery Evaluation

Appendix A.3 presents the results of the detailed cost recovery analysis for the County's Land Development (Engineering) fees. The "Cost of Service per Activity" column establishes the maximum adoptable fee amount for the corresponding service identified in the "Fee Name" list. The "Existing Cost Recovery Percentage" column compares the full cost calculation to the County's current fee or deposit amount. Many of the County's engineering fees and deposit amounts are significantly below the cost of providing the service and could be increased, while a several current fees are higher than the cost calculated by the Study, requiring a decrease. Very few current fee or deposit amounts are approximately equal to exactly 100% of the cost of providing service. This is a typical outcome of any fee-by-fee cost recovery analysis.

NBS provided the full cost of service calculation and the framework for considering revised fee / deposit amounts based on the steps described in *Section 1, Methods of Analysis*, while those closest to the fee-paying population, the County departments, considered appropriate cost recovery levels at or below that full cost. The "Recommended Fee Level/Deposit" column in Appendix A.3 displays the County staff's initial recommended fee/deposit amounts.

## Section 5 – Conclusion

Based on the results of this Study, the proposed updated schedule of Land Development fees formatted for implementation has been prepared and included in the County’s accompanying staff report.

As discussed throughout this report, the proposed fee schedule includes fee increases intended to greatly improve the County’s recovery of costs incurred to provide individual services, as well as to adjust fees downward where fees charge exceed the average costs incurred.

Predicting the amount to which any adopted fee increases will affect Department revenues is difficult to quantify, and as such, NBS has not provided any preliminary or estimated revenue impacts associated with proposed changes in fee amounts.

The County’s Master Fee Schedule should become a living document but handled with care:

- A fundamental purpose of the fee schedule is to provide clarity and transparency to the public and to staff regarding fees imposed by the County. Once adopted by the Board, the fee schedule is the final word on the amount and manner in which fees should be charged by the departments. Old fee schedules should be superseded by the new master document. If the master document is found to be missing fees, those fees need eventually to be added to the master schedule and should not continue to exist outside the consolidated, master framework.
- The County should consider adjusting these user fees and regulatory fees on an annual basis to keep pace at least with cost inflation. For all fees and charges, the County could use either a Consumer Price Index adjustment or a percentage of Labor Cost increase, and that practice would be well applied to the new fee schedule. Conducting a comprehensive user fee Study is not an annual requirement; it becomes worthwhile only over time as significant shifts in organization, local practices, legislative values, or legal requirements change. In NBS’ experience, a comprehensive analysis such as this should be performed every three to five years. It should be noted that when an automatic adjustment is applied annually, the County is free to use its discretion in applying the adjustment; not all fees need to be adjusted, especially when there are good policy reasons for an alternate course. The full cost of service is the County’s only limit in setting its fees.

As a final note in this Study, it is worth acknowledging the path that fees in general have taken in California. The public demands ever more precise and equitable accounting of the basis for governmental fees and a greater say in when and how they are imposed. It is inevitable in the not too distant future, that user fees and regulatory fees will demand an even greater level of analysis and supporting data to meet the public’s evolving expectations. Technology systems will play an increased and significant role in an agency’s ability to accomplish this. Continuous improvement and refinement of time tracking abilities will greatly enhance the County’s ability to set fees for service and identify unfunded activities in years to come.

In preparing this report and the opinions and recommendations included herein, NBS has relied on a number of principal assumptions and considerations with regard to financial matters, conditions and events that may occur in the future. This information and assumptions, including the County’s fully burdened rate calculations and time tracking/estimate data were provided by sources we believe to be reliable; however, NBS has not independently

verified such information and assumptions. While we believe NBS' use of such information and assumptions is reasonable for the purpose of this report, some assumptions will invariably not materialize as stated herein and may vary significantly due to unanticipated events and circumstances. Therefore, the actual results can be expected to vary from those projected to the extent that actual future conditions differ from those assumed by us or provided to us by others.

## ***APPENDIX A. 1***

---

### ***Cost of Service Analysis – Planning***

Fee No.	Fee Name	Fee Unit	Notes	Activity Service Cost Analysis			Cost Recovery Analysis			
				Estimated Average Labor Time Per Activity (hours)	FBHR	Cost of Service Per Activity	Current Fee / Deposit	Existing Cost Recovery %	Recommended Fee Level / Deposit	Recommended Cost Recovery %
S-013	Certificate of Compliance Review	Deposit		20.00	\$ 193	\$ 3,863	\$ 2,000	52%	\$ 3,800	98%
S-013	Determination of Legal Lot	Deposit		12.00	\$ 193	\$ 2,318	\$ 2,000	86%	\$ 2,000	86%
S-014, 015, 016	Development Plan Review									
	Residential									
	Substantial	Deposit		25.00	\$ 193	\$ 4,829	\$ 2,900	60%	\$ 4,500	93%
	Non-Substantial	Deposit		8.00	\$ 193	\$ 1,545	\$ 2,000	129%	\$ 1,500	97%
	Administrative									
	Multi-Family	Deposit		26.00	\$ 193	\$ 5,022	\$ 6,000	119%	\$ 5,000	100%
	Commercial/ Office / Industrial	Deposit		26.00	\$ 193	\$ 5,022	\$ 6,000	119%	\$ 5,000	100%
S-017	Time Extension (Administrative)	Flat		2.04	\$ 193	\$ 394	\$ 200	51%	\$ 350	89%
S-018	Time Extension (Public Hearing)	Flat		4.00	\$ 193	\$ 773	\$ 600	78%	\$ 750	97%
S-019	General Plan Amendment Review	Deposit		27.00	\$ 193	\$ 5,216	\$ 5,000	96%	\$ 5,200	100%
S-019A	Specific Plan Amendment	Deposit		27.00	\$ 193	\$ 5,216	\$ 5,000	96%	\$ 5,200	100%
S-019B	General Plan Amendment Feasibility Request	Flat		4.00	\$ 193	\$ 773	\$ 750	97%	\$ 750	97%
S-021	Land Use Permit (Quarry)	Deposit		34.00	\$ 193	\$ 6,568	\$ 5,600	85%	\$ 6,500	99%
S-022	Land Use Permit (Quarry Reclamation Plan)	Deposit		20.00	\$ 193	\$ 3,863	\$ 1,780	46%	\$ 3,800	98%
S-024	Land Use Permit (Family Member Mobile Home)	Deposit		12.00	\$ 193	\$ 2,318	\$ 750	32%	\$ 2,000	86%
S-026	Land Use Permit (Home Occupation)	Deposit		12.00	\$ 193	\$ 2,318	\$ 500	22%	\$ 2,000	86%
S-027A	Acessory Dwelling Unit Permit	Deposit		11.00	\$ 193	\$ 2,125	\$ 1,000	47%	\$ 2,000	94%
S-028A	Land Use Permit (Development Plan Combination)	Deposit		33.00	\$ 193	\$ 6,375	\$ 2,000	31%	\$ 6,000	94%
S-028B	Land Use Permit (Development Plan Combination; Minor Revisions/Amendments)	Deposit		12.00	\$ 193	\$ 2,318	\$ 500	22%	\$ 2,300	99%



Fee No.	Fee Name	Fee Unit	Notes	Activity Service Cost Analysis			Cost Recovery Analysis			
				Estimated Average Labor Time Per Activity (hours)	FBHR	Cost of Service Per Activity	Current Fee / Deposit	Existing Cost Recovery %	Recommended Fee Level / Deposit	Recommended Cost Recovery %
S-023, 025, 027, 027B, 029	Land Use Permit - Other	Deposit		31.00	\$ 193	\$ 5,988	\$ 2,700	45%	\$ 5,500	92%
S-029A	Land Use Permit (Solid Waste Disposal Review)	Deposit		222.00	\$ 193	\$ 42,884	\$ 10,000	23%	\$ 42,000	98%
S-030	Land Use Permit (Administrative Permit - Gas Well)	Deposit		9.00	\$ 193	\$ 1,739	\$ 570	33%	\$ 1,500	86%
S-031	Land Use Permit (Gas Well Ordinance)	Deposit		30.00	\$ 193	\$ 5,795	\$ 2,060	36%	\$ 4,000	69%
S-032	Lot Line Adjustment Review	Flat		5.00	\$ 193	\$ 966	\$ 500	52%	\$ 700	72%
S-033	Tentative Subdivision Map Review	Deposit	[3]	57.00	\$ 193	\$ 11,011	\$ 11,000	100%	\$ 10,000	91%
S-033A	Development Agreement	Deposit		60.00	\$ 193	\$ 11,590	\$ 1,000	9%	\$ 10,000	86%
S-034, 034A	Tentative Subdivision Map Review - Minor/Reversion to Acreage Below 5 Lots/Units	Deposit		40.90	\$ 193	\$ 7,901	\$ 4,800	61%	\$ 7,500	95%
S-035	Condo Conversion Tentative Map	Deposit		57.00	\$ 193	\$ 11,011	\$ 11,000	100%	\$ 10,000	91%
	1-30 lots/units									
	31-100 lots/units									
	101-or more lots/units									
S-036	Lot Split	Deposit		12.00	\$ 193	\$ 2,318	\$ 2,000	86%	\$ 2,250	97%
S-036A	Undersized Lot Review									
	Initial	Flat		3.00	\$ 193	\$ 580	\$ 150	26%	\$ 300	52%
	Public Hearing Required	Deposit		22.00	\$ 193	\$ 4,250	\$ 500	12%	\$ 3,000	71%
S-036B (new)	Undersized Lot Review plus Alteration of Protected Tree	Deposit		30.00	\$ 193	\$ 5,795	n/a	%	\$ 3,000	52%
S-037	Planned Unit Development Rezoning Review - Residential	Deposit	[3]	42.00	\$ 193	\$ 8,113	\$ 6,000	74%	\$ 7,000	86%
	1-30 Units									
	31-100 Units									
	101-and up									
S-038	Planned Unit Development Rezoning Review - Commercial/Industrial	Deposit		42.00	\$ 193	\$ 8,113	\$ 6,000	74%	\$ 7,000	86%

Fee No.	Fee Name	Fee Unit	Notes	Activity Service Cost Analysis			Cost Recovery Analysis			
				Estimated Average Labor Time Per Activity (hours)	FBHR	Cost of Service Per Activity	Current Fee / Deposit	Existing Cost Recovery %	Recommended Fee Level / Deposit	Recommended Cost Recovery %
S-039A	Planned Unit Development Final Development Plan - Review/New	Deposit		26.00	\$ 193	\$ 5,022	\$ 3,500	70%	\$ 5,000	100%
S-039B	Planned Unit Development Final Development Plan - Review/Non-Substantial Modification	Deposit		12.00	\$ 193	\$ 2,318	\$ 1,000	43%	\$ 2,000	86%
S-039C	Planned Unit Development Final Development Plan - Review/ Substantial Modification	Deposit		38.00	\$ 193	\$ 7,341	\$ 3,000	41%	\$ 4,500	61%
S-040	Planned Unit Development Tentative Subdivision Map Review	Deposit		30.00	\$ 193	\$ 5,795	\$ 2,850	49%	\$ 5,000	86%
S-041	Rezoning Review - Commercial/Industrial	Deposit		73.00	\$ 193	\$ 14,101	\$ 6,500	46%	\$ 7,000	50%
S-042	Rezoning Review - Other	Deposit		70.00	\$ 193	\$ 13,522	\$ 2,500	18%	\$ 7,000	52%
S-043	Police Services District Formation	Deposit		15.00	\$ 193	\$ 2,898	\$ 800	28%	\$ 1,500	52%
S-044	Zone Variance	Deposit		17.00	\$ 193	\$ 3,284	\$ 1,000	30%	\$ 3,250	99%
S-045	Sign Review									
	Minor Modification	Deposit		5.00	\$ 193	\$ 966	\$ 550	57%	\$ 750	78%
	Public Hearing	Deposit		12.00	\$ 193	\$ 2,318	\$ 800	35%	\$ 2,000	86%
S-045A	Address Change/Private Road Name Change									
	Base Fee up to 10 Addresses	Flat		3.00	\$ 193	\$ 580	\$ 500	86%	\$ 500	86%
	Per Address over 10	Per Address		0.75	\$ 193	\$ 145	\$ 100	69%	\$ 100	69%
S-046	Request for Determination	Deposit		5.00	\$ 193	\$ 966	\$ 200	21%	\$ 900	93%
S-046B (new)	Historic Nomination	Deposit		12.00	\$ 193	\$ 2,318	N/A (New)	%	\$ 1,000	43%
S-046C (new)	Major Historic Review	Deposit		9.00	\$ 193	\$ 1,739	N/A (New)	%	\$ 1,000	58%
S-046D (new)	Minor Historic Review	Deposit		5.00	\$ 193	\$ 966	N/A (New)	%	\$ 500	52%

Fee No.	Fee Name	Fee Unit	Notes	Activity Service Cost Analysis			Cost Recovery Analysis			
				Estimated Average Labor Time Per Activity (hours)	FBHR	Cost of Service Per Activity	Current Fee / Deposit	Existing Cost Recovery %	Recommended Fee Level / Deposit	Recommended Cost Recovery %
S-047A, 047B, 047C, 047D, 048A, 048B, 048C, 048D	Zoning Administrator Appeal/ Appeal to the Board	Flat		38.00	\$ 193	\$ 7,341	\$ 125	2%	\$ 250	3%
S-047A, 047B, 047C, 047D, 048A, 048B, 048C, 048D	Zoning Administrator Appeal/ Appeal to the Board	Flat		60.00	\$ 193	\$ 11,590	\$ 125	1%	\$ 250	2%
S-047E	Planning Commission Agenda Mailing Service									
	Annual posting Fee - Single Agenda	Flat		2.00	\$ 193	\$ 386	\$ 25	6%	\$ 25	6%
	Annual posting Fee - Each Additional Agenda	Flat		2.00	\$ 193	\$ 386	\$ 5	1%	\$ 5	1%
S-048	Fish and Game									
	Posting Fee	Flat	[4]				\$ 50			
	Administrative Fee	Flat	[4]				\$ 25			
S-049	Reconsideration Review	Flat		10.00	\$ 193	\$ 1,932	\$ 125	6%	\$ 250	13%
S-049A	Condition of Approval Modification Review									
	Initial	Flat		15.00	\$ 193	\$ 2,898	\$ 500	17%	\$ 1,500	52%
	Public Hearing	Deposit		27.00	\$ 193	\$ 5,216	\$ 1,000	19%	\$ 2,500	48%
S-050	Agricultural Preserve Rezoning Review	Deposit		15.00	\$ 193	\$ 2,898	\$ 1,000	35%	\$ 2,500	86%
S-050A	Agricultural Preserve Contract	Deposit		15.00	\$ 193	\$ 2,898	\$ 500	17%	\$ 2,000	69%
S-051	Agricultural Preserve Cancellation Review	Deposit		28.00	\$ 193	\$ 5,409	\$ 5,400	100%	\$ 5,000	92%
S-051B	Agricultural Preserve Non-Renewal Notice	Deposit		10.00	\$ 193	\$ 1,932	\$ 300	16%	\$ 500	26%

Fee No.	Fee Name	Fee Unit	Notes	Activity Service Cost Analysis			Cost Recovery Analysis			
				Estimated Average Labor Time Per Activity (hours)	FBHR	Cost of Service Per Activity	Current Fee / Deposit	Existing Cost Recovery %	Recommended Fee Level / Deposit	Recommended Cost Recovery %
S-051A	Pre-application Review									
	Minor Subdivision, Minor Land Use Permit, Development Permit (not more than one building)	Flat		15.00	\$ 193	\$ 2,898	\$ 500	17%	\$ 2,000	69%
	Major Subdivision			15.00	\$ 193	\$ 2,898	\$ 750	26%	\$ 2,000	69%
	Major Residential, Commercial or Industrial Development (more than one building)	Flat		15.00	\$ 193	\$ 2,898	\$ 1,000	35%	\$ 2,000	69%
S-051C	Annual Review of Quarry Reclamation	Flat		12.00	\$ 193	\$ 2,318	\$ 1,000	43%	\$ 2,000	86%
S-051D	Permit for Alteration or Removal of Protected Trees	Deposit		12.00	\$ 193	\$ 2,318	\$ 500	22%	\$ 750	32%
S-051F	Heritage Tree (appeal)	Deposit		53.00	\$ 193	\$ 10,238	\$ 50	0%	\$ 500	5%
S-051G	Heritage Tree (nomination)	Flat		20.00	\$ 193	\$ 3,863	\$ 100	3%	\$ 500	13%
S-051H	Heritage Tree (removal permit)	Deposit		20.00	\$ 193	\$ 3,863	\$ 1,000	26%	\$ 3,000	78%
S-051J	Heritage Tree (encroachment permit)	Deposit		20.00	\$ 193	\$ 3,863	\$ 500	13%	\$ 1,000	26%
S-052	Land Development Surcharge		[7]				40% surcharge on building permits		40% surcharge on building permits	
S-060B	Landscaping and Tree Protection Agreement	Deposit		4.00	\$ 193	\$ 773	\$ 100	13%	\$ 200	26%
S-053	Mitigation/ Condition of Approval Compliance Monitoring	Deposit		12.00	\$ 193	\$ 2,318	\$ 1,500	65%	\$ 2,000	86%
S-056	Hazardous Waste Application Review									
	Determination	Deposit		12.00	\$ 193	\$ 2,318	\$ 2,440	105%	\$ 2,000	86%
	Monitoring 86/100	Deposit	[7]	n/a	\$ 193	\$ -	\$ 2,900	%	\$ -	%
	Mitigation Monitoring (non 86/100)	Flat	[7]	n/a	\$ 193	\$ -	T&M	%	\$ -	%
S-057	Environmental Impact Review	Deposit					Contract amount plus 30% administrative surcharge		Contract amount plus 25% administrative surcharge	

Fee No.	Fee Name	Fee Unit	Notes	Activity Service Cost Analysis			Cost Recovery Analysis			
				Estimated Average Labor Time Per Activity (hours)	FBHR	Cost of Service Per Activity	Current Fee / Deposit	Existing Cost Recovery %	Recommended Fee Level / Deposit	Recommended Cost Recovery %
S-060	Records Information Research									
	Retrieval/research fee	Hourly		1.00	\$ 193	\$ 193	\$ 60	31%	\$ 193	100%
	Documents requested to be certified									
	First Page	Flat		0.08	\$ 193	\$ 16	\$ 4.50	28%	\$ 4.50	28%
	Additional Pages	Per page		0.02	\$ 193	\$ 3	\$ 1	31%	\$ 1.00	31%
new	Contacting Licensed Professional for Records Release	Flat		0.25	\$ 193	\$ 48	\$ -	0%	\$ 48	100%
S-060A	Geologic Review	Deposit	[9]	19.00	\$ 193	\$ 3,670	\$ 3,500	95%	\$ 3,600	98%
S-060C	COA Compliance Check for Building Permit Issuance	Deposit		9.00	\$ 193	\$ 1,739	\$ 1,000	58%	\$ 1,500	86%
	Minor Developments									
	Major Developments									
S-060D	Liquor License Site Determination	Flat		4.00	\$ 193	\$ 773	\$ 525	68%	\$ 600	78%
S-060E	Gun Ordinance Annual License	Flat		1.50	\$ 193	\$ 290	\$ 250	86%	\$ 250	86%
S-060F	Deemed Approved Annual Fee	Annual		4.00	\$ 193	\$ 773	\$ 400	52%	\$ 400	52%
S-060G	Subpoena Services		[8]							
	Evidence Reproduction	Hourly		n/a	\$ 193	\$ -	\$ 60	%	\$ 60	%
	Witness Summons	Deposit		n/a	\$ 193	\$ -	\$ 150	%	\$ 150	%
S-060H	Temporary Events	Deposit	[5]	5.00	\$ 193	\$ 966	\$ 150	16%	\$ 500	52%
S-060I	Home Occupation Permit (Admin.)	Flat		1.50	\$ 193	\$ 290	\$ 50	17%	\$ 150	52%
S-060J	Meteorological Tower Permit (Admin.)	Deposit		10.00	\$ 193	\$ 1,932	\$ 1,000	52%	\$ 1,000	52%
S-060K	Wireless Facility Access Permit	Deposit		31.00	\$ 193	\$ 5,988	\$ 4,000	67%	\$ 4,000	67%
S-060L	Wireless Facility Minor Alteration Permit	Deposit		20.00	\$ 193	\$ 3,863	\$ 1,000	26%	\$ 2,000	52%
S-060M	Wireless Facility Colocation Permit	Deposit		20.00	\$ 193	\$ 3,863	\$ 1,000	26%	\$ 2,000	52%
S-46E (new)	Use Verification (administrative)	Flat		1.50	\$ 193	\$ 290	\$ 50	17%	\$ 200	69%
S-060Z	Planning Consideration	Deposit		4.17	\$ 193	\$ 806	\$ 500	62%	\$ 500	62%
S-065	Child Care Application Review			12.00	\$ 193	\$ 2,318	\$ 1,000	43%	\$ 1,500	65%

				Activity Service Cost Analysis			Cost Recovery Analysis			
Fee No.	Fee Name	Fee Unit	Notes	Estimated Average Labor Time Per Activity (hours)	FBHR	Cost of Service Per Activity	Current Fee / Deposit	Existing Cost Recovery %	Recommended Fee Level / Deposit	Recommended Cost Recovery %
Fees for North Richmond Planned Unit District Area										
S-NR01	Administrative Permits	Deposit		10.00	\$ 193	\$ 1,932	\$ 300	16%	\$ 1,000	52%
S-NR02	Land Use Permit - Automotive Uses	Deposit		31.00	\$ 193	\$ 5,988	\$ 1,000	17%	\$ 3,000	50%
S-NR03	Land Use Permit	Deposit		31.00	\$ 193	\$ 5,988	\$ 500	8%	\$ 2,000	33%
S-NR04	Development Permit	Deposit		26.00	\$ 193	\$ 5,022	\$ 1,000	20%	\$ 2,000	40%
S-NR05	Lot Line Adjustment	Flat		5.00	\$ 193	\$ 966	\$ 150	16%	\$ 500	52%
S-NR07	Home Occupation	Flat		1.50	\$ 193	\$ 290	\$ 50	17%	\$ 150	52%
Fees for Rodeo Planned Unit District Area										
S-RD01	Administrative Permits	Deposit		10.00	\$ 193	\$ 1,932	\$ 300	16%	\$ 1,000	52%
S-RD02	Land Use Permit - Automotive Uses	Deposit		31.00	\$ 193	\$ 5,988	\$ 1,000	17%	\$ 3,000	50%
S-RD03	Land Use Permit	Deposit		31.00	\$ 193	\$ 5,988	\$ 500	8%	\$ 2,000	33%
S-RD04	Development Permit	Deposit		26.00	\$ 193	\$ 5,022	\$ 1,000	20%	\$ 2,000	40%
S-RD05	Lot Line Adjustment	Flat		5.00	\$ 193	\$ 966	\$ 150	16%	\$ 500	52%
S-RD07	Home Occupation	Flat		1.50	\$ 193	\$ 290	\$ 50	17%	\$ 150	52%

				Activity Service Cost Analysis			Cost Recovery Analysis			
Fee No.	Fee Name	Fee Unit	Notes	Estimated Average Labor Time Per Activity (hours)	FBHR	Cost of Service Per Activity	Current Fee / Deposit	Existing Cost Recovery %	Recommended Fee Level / Deposit	Recommended Cost Recovery %
Fees for Bay Point Planned Unit District Area										
S-BP01	Administrative Permits	Deposit		10.00	\$ 193	\$ 1,932	\$ 300	16%	\$ 1,000	52%
S-BP02	Land Use Permit - Automotive Uses	Deposit		31.00	\$ 193	\$ 5,988	\$ 1,000	17%	\$ 3,000	50%
S-BP03	Land Use Permit	Deposit		31.00	\$ 193	\$ 5,988	\$ 500	8%	\$ 2,000	33%
S-BP04	Development Permit	Deposit		26.00	\$ 193	\$ 5,022	\$ 1,000	20%	\$ 2,000	40%
S-BP05	Lot Line Adjustment	Flat		5.00	\$ 193	\$ 966	\$ 150	16%	\$ 500	52%
S-BP07	Home Occupation	Flat		1.50	\$ 193	\$ 290	\$ 50	17%	\$ 150	52%
Fees for Montalvin Manor Planned Unit District Area										
S-MM01	Administrative Permits	Deposit		10.00	\$ 193	\$ 1,932	\$ 300	16%	\$ 1,000	52%
S-MM02	Land Use Permit - Automotive Uses	Deposit		31.00	\$ 193	\$ 5,988	\$ 1,000	17%	\$ 3,000	50%
S-MM03	Land Use Permit	Deposit		31.00	\$ 193	\$ 5,988	\$ 500	8%	\$ 2,000	33%
S-MM04	Development Permit	Deposit		26.00	\$ 193	\$ 5,022	\$ 1,000	20%	\$ 2,000	40%
S-MM05	Lot Line Adjustment	Flat		5.00	\$ 193	\$ 966	\$ 150	16%	\$ 500	52%
S-MM07	Home Occupation	Flat		1.50	\$ 193	\$ 290	\$ 50	17%	\$ 150	52%
Fees for El Sobrante Planned Unit District Area										
S-ES01	Administrative Permits	Deposit		10.00	\$ 193	\$ 1,932	\$ 300	16%	\$ 1,000	52%

				Activity Service Cost Analysis			Cost Recovery Analysis			
Fee No.	Fee Name	Fee Unit	Notes	Estimated Average Labor Time Per Activity (hours)	FBHR	Cost of Service Per Activity	Current Fee / Deposit	Existing Cost Recovery %	Recommended Fee Level / Deposit	Recommended Cost Recovery %
Affordable Housing Refinancing Process Fees			[7]							
S-SM01	Multi-Family Affordable Housing Refinancing Fee	Deposit					\$ 1,000		\$ 1,000	
S-HS01	Single-Family Affordable Housing Refinancing Fee	Deposit					\$ 350		\$ 350	
S-MCC01	Mortgage Credit Certificate Insurance	Deposit					\$ 300		\$ 300	
S-RMCC1	Reissued Mortgage Credit Certificate	Deposit					\$ 300		\$ 300	
S-MCC02	Replacement lost mortgage credit and reissued mortgage credit certificate	Deposit					\$ 100		\$ 100	
S-MCC03	MCC Lender Participation	Deposit					\$ 400		\$ 400	
S-MCC04	MCC Lender Participation Annual Renewal	Deposit					\$ 200		\$ 200	
S-066B	SPECIAL TECHNICAL STUDIES AND/ OR LEGAL COUNSEL	Deposit	[2]							

**[Notes]**

- [1] Current fee amounts sourced from "Land Development Fee Schedule - Effective 8.22.16"
- [2] Any project requiring special technical studies not listed above and/or special legal counsel shall pay costs directly in addition to County administrative and review fees
- [3] Current Fee adjusted to reflect midpoint fee within lot range.
- [4] Fees are collected for an external agency
- [5] \$2,500 Cap.
- [6] Penalty set per County policy. NBS did not evaluate.
- [7] NBS did not evaluate; set by DCD policy
- [8] Fee set per Administrative Bulletin 133.3
- [9] Current fee adjusted to reflect average fee.



## ***APPENDIX A. 2***

---

### ***Cost of Service Analysis – Building***

				Activity Service Cost Analysis			Cost Recovery Analysis			
Fee No.	Fee Name	Fee Unit	Notes	Estimated Average Labor Time Per Activity (hours)	FBHR	Cost of Service Per Activity	Current Fee / Deposit	Existing Cost Recovery %	Recommended Fee Level / Deposit	Recommended Cost Recovery %
S-001 Permit Processing and Issuance Program										
A - Plan Review										
	\$0 - \$2,000	base fee up to \$2,000		1.00	\$ 172	\$ 172	\$ 48.75	28%	\$ 49	28%
	\$ 2,000	base fee @ \$2,000		3.00	\$ 172	\$ 517	\$ 48.75	9%	\$ 49	9%
	each additional \$1,000 or fraction thereof	each add'l \$1,000		0.044	\$ 172	\$ 7.49	\$ 8.94	n/a	\$ 8.94	n/a
	\$ 25,000	base fee @ \$25,000		4.00	\$ 172	\$ 690	\$ 254.31	37%	\$ 254	37%
	each additional \$1,000 or fraction thereof	each add'l \$1,000		0.080	\$ 172	\$ 13.79	\$ 6.44	n/a	\$ 6.44	n/a
	\$ 50,000	base fee @ \$50,000		6.00	\$ 172	\$ 1,034	\$ 415.19	40%	\$ 415	40%
	each additional \$1,000 or fraction thereof	each add'l \$1,000		0.120	\$ 172	\$ 20.69	\$ 4.47	n/a	\$ 4.47	n/a
	\$ 100,000	base fee @ \$100,000		12.00	\$ 172	\$ 2,069	\$ 638.79	31%	\$ 639	31%
	each additional \$1,000 or fraction thereof	each add'l \$1,000		0.070	\$ 172	\$ 12.07	\$ 3.58	n/a	\$ 5.30	n/a
	\$ 500,000	base fee @ \$500,000		40.00	\$ 172	\$ 6,895	\$ 2,068.79	30%	\$ 2,758	40%
	each additional \$1,000 or fraction thereof	each add'l \$1,000		0.080	\$ 172	\$ 13.79	\$ 3.04	n/a	\$ 5.52	n/a
	\$ 1,000,000	base fee @ \$1,000,000		80.00	\$ 172	\$ 13,790	\$ 3,589.79	26%	\$ 5,516	40%
	each additional \$1,000 or fraction thereof	each add'l \$1,000		0.020	\$ 172	\$ 3.45	\$ 1.97	n/a	\$ 3.79	n/a
	\$ 5,000,000	base fee @ \$5,000,000		160.00	\$ 172	\$ 27,581	\$ 11,467.79	42%	\$ 20,685	75%
	each additional \$1,000 or fraction thereof	each add'l \$1,000		0.032	\$ 172	\$ 5.52	\$ 1.97	n/a	\$ 5.52	n/a

				Activity Service Cost Analysis			Cost Recovery Analysis			
Fee No.	Fee Name	Fee Unit	Notes	Estimated Average Labor Time Per Activity (hours)	FBHR	Cost of Service Per Activity	Current Fee / Deposit	Existing Cost Recovery %	Recommended Fee Level / Deposit	Recommended Cost Recovery %
B - Permit Issuance and Processing										
	\$0 - \$2,000	base fee up to \$2,000		1.00	\$ 172	\$ 172	\$ 18.75	11%	\$ 19	11%
	\$ 2,000	base fee @ \$2,000		2.00	\$ 172	\$ 345	\$ 18.75	5%	\$ 19	5%
	each additional \$1,000 or fraction thereof	each add'l \$1,000		0.044	\$ 172	\$ 7.49	\$ 3.44	n/a	\$ 3.44	n/a
	\$ 25,000	base fee @ \$25,000		3.00	\$ 172	\$ 517	\$ 97.81	19%	\$ 98	19%
	each additional \$1,000 or fraction thereof	each add'l \$1,000		0.080	\$ 172	\$ 13.79	\$ 2.48	n/a	\$ 2.48	n/a
	\$ 50,000	base fee @ \$50,000		5.00	\$ 172	\$ 862	\$ 159.69	19%	\$ 160	19%
	each additional \$1,000 or fraction thereof	each add'l \$1,000		0.040	\$ 172	\$ 6.90	\$ 1.72	n/a	\$ 1.72	n/a
	\$ 100,000	base fee @ \$100,000		7.00	\$ 172	\$ 1,207	\$ 245.69	20%	\$ 246	20%
	each additional \$1,000 or fraction thereof	each add'l \$1,000		0.000	\$ 172	\$ -	\$ 1.38	n/a	\$ 0.59	n/a
	\$ 500,000	base fee @ \$500,000		7.00	\$ 172	\$ 1,207	\$ 795.69	66%	\$ 483	40%
	each additional \$1,000 or fraction thereof	each add'l \$1,000		0.010	\$ 172	\$ 1.72	\$ 1.17	n/a	\$ 0.69	n/a
	\$ 1,000,000	base fee @ \$1,000,000		12.00	\$ 172	\$ 2,069	\$ 1,380.69	67%	\$ 827	40%
	each additional \$1,000 or fraction thereof	each add'l \$1,000		0.002	\$ 172	\$ 0.34	\$ 0.76	n/a	\$ 0.44	n/a
	\$ 5,000,000	base fee @ \$5,000,000		20.00	\$ 172	\$ 3,448	\$ 4,410.69	128%	\$ 2,586	75%
	each additional \$1,000 or fraction thereof	each add'l \$1,000		0.004	\$ 172	\$ 0.69	\$ 0.76	n/a	\$ 0.69	n/a
C - Additional Services		Hourly		1.00	\$ 172	\$ 172	\$ -	0%	varies	%

				Activity Service Cost Analysis			Cost Recovery Analysis			
Fee No.	Fee Name	Fee Unit	Notes	Estimated Average Labor Time Per Activity (hours)	FBHR	Cost of Service Per Activity	Current Fee / Deposit	Existing Cost Recovery %	Recommended Fee Level / Deposit	Recommended Cost Recovery %
D - Refinery and Chemical Plant Annual Maintenance Permits Fee										
	1. Yearly Building/ Grading Permit	Flat		80.00	\$ 172	\$ 13,790	10% of actual annual valuation of projects	%	\$ 13,790	100%
	2. Yearly Electrical Permit	Flat		80.00	\$ 172	\$ 13,790	1% of actual valuation of electrical construction activity	%	\$ 13,790	100%
S-002 Construction Inspection Program										
A - Building Inspection										
	1. Building Permit									
	\$0 - \$2,000	base fee up to \$2,000		1.00	\$ 172	\$ 172	\$ 75.00	44%	\$ 75	44%
	\$ 2,000	base fee @ \$2,000		1.00	\$ 172	\$ 172	\$ 75.00	44%	\$ 75	44%
	each additional \$1,000 or fraction thereof	each add'l \$1,000		0.065	\$ 172	\$ 11.24	\$ 13.75	n/a	\$ 13.75	n/a
	\$ 25,000	base fee @ \$25,000		2.50	\$ 172	\$ 431	\$ 391.25	91%	\$ 391	91%
	each additional \$1,000 or fraction thereof	each add'l \$1,000		0.100	\$ 172	\$ 17.24	\$ 9.90	n/a	\$ 9.90	n/a
	\$ 50,000	base fee @ \$50,000		5.00	\$ 172	\$ 862	\$ 638.75	74%	\$ 639	74%
	each additional \$1,000 or fraction thereof	each add'l \$1,000		0.100	\$ 172	\$ 17.24	\$ 6.88	n/a	\$ 6.88	n/a
	\$ 100,000	base fee @ \$100,000		10.00	\$ 172	\$ 1,724	\$ 982.75	57%	\$ 983	57%
	each additional \$1,000 or fraction thereof	each add'l \$1,000		0.025	\$ 172	\$ 4.31	\$ 5.50	n/a	\$ 6.16	n/a
	\$ 500,000	base fee @ \$500,000		20.00	\$ 172	\$ 3,448	\$ 3,182.75	92%	\$ 3,448	100%
	each additional \$1,000 or fraction thereof	each add'l \$1,000		0.020	\$ 172	\$ 3.45	\$ 4.68	n/a	\$ 3.45	n/a
	\$ 1,000,000	base fee @ \$1,000,000		30.00	\$ 172	\$ 5,171	\$ 5,522.75	107%	\$ 5,171	100%
	each additional \$1,000 or fraction thereof	each add'l \$1,000		0.005	\$ 172	\$ 0.86	\$ 3.03	n/a	\$ 0.86	n/a
	\$ 5,000,000	base fee @ \$5,000,000		50.00	\$ 172	\$ 8,619	\$ 17,642.75	205%	\$ 8,619	100%
	each additional \$1,000 or fraction thereof	each add'l \$1,000		0.010	\$ 172	\$ 1.72	\$ 3.03	n/a	\$ 1.72	n/a

Fee No.	Fee Name	Fee Unit	Notes	Activity Service Cost Analysis			Cost Recovery Analysis			
				Estimated Average Labor Time Per Activity (hours)	FBHR	Cost of Service Per Activity	Current Fee / Deposit	Existing Cost Recovery %	Recommended Fee Level / Deposit	Recommended Cost Recovery %
	<b>2. Energy Compliance</b>									
	\$0 - \$2,000	base fee up to \$2,000		0.00	\$ 172	\$ -	\$ 30.94	%	\$ 31	%
	\$ 2,000	base fee @ \$2,000		2.00	\$ 172	\$ 345	\$ 30.94	9%	\$ 31	9%
	each additional \$1,000 or fraction thereof	each add'l \$1,000		0.065	\$ 172	\$ 11.24	\$ 5.67	n/a	\$ 5.67	n/a
	\$ 25,000	base fee @ \$25,000		3.50	\$ 172	\$ 603	\$ 161.39	27%	\$ 161	27%
	each additional \$1,000 or fraction thereof	each add'l \$1,000		0.040	\$ 172	\$ 6.90	\$ 4.08	n/a	\$ 4.08	n/a
	\$ 50,000	base fee @ \$50,000		4.50	\$ 172	\$ 776	\$ 263.48	34%	\$ 263	34%
	each additional \$1,000 or fraction thereof	each add'l \$1,000		0.020	\$ 172	\$ 3.45	\$ 2.84	n/a	\$ 2.84	n/a
	\$ 100,000	base fee @ \$100,000		5.50	\$ 172	\$ 948	\$ 405.38	43%	\$ 405	43%
	each additional \$1,000 or fraction thereof	each add'l \$1,000		0.005	\$ 172	\$ 0.86	\$ 2.27	n/a	\$ 1.57	n/a
	\$ 500,000	base fee @ \$500,000		7.50	\$ 172	\$ 1,293	\$ 1,312.88	102%	\$ 1,034	80%
	each additional \$1,000 or fraction thereof	each add'l \$1,000		0.005	\$ 172	\$ 0.86	\$ 1.93	n/a	\$ 1.38	n/a
	\$ 1,000,000	base fee @ \$1,000,000		10.00	\$ 172	\$ 1,724	\$ 2,278.13	132%	\$ 1,724	100%
	each additional \$1,000 or fraction thereof	each add'l \$1,000		0.004	\$ 172	\$ 0.65	\$ 1.25	n/a	\$ 0.65	n/a
	\$ 5,000,000	base fee @ \$5,000,000		25.00	\$ 172	\$ 4,309	\$ 7,277.63	169%	\$ 4,309	100%
	each additional \$1,000 or fraction thereof	each add'l \$1,000		0.005	\$ 172	\$ 0.86	\$ 1.25	n/a	\$ 0.86	n/a

Fee No.	Fee Name	Fee Unit	Notes	Activity Service Cost Analysis			Cost Recovery Analysis			
				Estimated Average Labor Time Per Activity (hours)	FBHR	Cost of Service Per Activity	Current Fee / Deposit	Existing Cost Recovery %	Recommended Fee Level / Deposit	Recommended Cost Recovery %
	<b>3. Access Compliance</b>									
	\$0 - \$2,000	base fee up to \$2,000		0.00	\$ 172	\$ -	\$ 30.94	%	\$ 31	%
\$	2,000	base fee @ \$2,000		2.00	\$ 172	\$ 345	\$ 30.94	9%	\$ 31	9%
	each additional \$1,000 or fraction thereof	each add'l \$1,000		0.087	\$ 172	\$ 14.99	\$ 5.67	n/a	\$ 5.67	n/a
\$	25,000	base fee @ \$25,000		4.00	\$ 172	\$ 690	\$ 161.39	23%	\$ 161	23%
	each additional \$1,000 or fraction thereof	each add'l \$1,000		0.080	\$ 172	\$ 13.79	\$ 4.08	n/a	\$ 4.08	n/a
\$	50,000	base fee @ \$50,000		6.00	\$ 172	\$ 1,034	\$ 263.48	25%	\$ 263	25%
	each additional \$1,000 or fraction thereof	each add'l \$1,000		0.040	\$ 172	\$ 6.90	\$ 2.84	n/a	\$ 2.84	n/a
\$	100,000	base fee @ \$100,000		8.00	\$ 172	\$ 1,379	\$ 405.38	29%	\$ 405	29%
	each additional \$1,000 or fraction thereof	each add'l \$1,000		0.010	\$ 172	\$ 1.72	\$ 2.27	n/a	\$ 4.16	n/a
\$	500,000	base fee @ \$500,000		12.00	\$ 172	\$ 2,069	\$ 1,312.88	63%	\$ 2,069	100%
	each additional \$1,000 or fraction thereof	each add'l \$1,000		0.008	\$ 172	\$ 1.38	\$ 1.93	n/a	\$ 1.38	n/a
\$	1,000,000	base fee @ \$1,000,000		16.00	\$ 172	\$ 2,758	\$ 2,278.13	83%	\$ 2,758	100%
	each additional \$1,000 or fraction thereof	each add'l \$1,000		0.005	\$ 172	\$ 0.86	\$ 1.25	n/a	\$ 0.86	n/a
\$	5,000,000	base fee @ \$5,000,000		36.00	\$ 172	\$ 6,206	\$ 7,277.63	117%	\$ 6,206	100%
	each additional \$1,000 or fraction thereof	each add'l \$1,000		0.007	\$ 172	\$ 1.24	\$ 1.25	n/a	\$ 1.24	n/a
	<b>B - Earthquake Fee</b>									
	Residential		[3]				\$13 per each \$100,000 of building valuation		\$13 per each \$100,000 of building valuation	
	Commercial		[3]				\$20 per each \$100,000 of building valuation		\$20 per each \$100,000 of building valuation	

				Activity Service Cost Analysis			Cost Recovery Analysis			
Fee No.	Fee Name	Fee Unit	Notes	Estimated Average Labor Time Per Activity (hours)	FBHR	Cost of Service Per Activity	Current Fee / Deposit	Existing Cost Recovery %	Recommended Fee Level / Deposit	Recommended Cost Recovery %
C - Electrical Inspection Fees			[10]							
	1. New Dwelling									
	\$0 - \$2,000	base fee up to \$2,000		0.00	\$ 172	\$ -	\$ 75.00	%	\$ 75	%
	\$ 2,000	base fee @ \$2,000		0.66	\$ 172	\$ 114	\$ 75.00	66%	\$ 75	66%
	each additional \$1,000 or fraction thereof	each add'l \$1,000		0.000	\$ 172	\$ -	\$ -	n/a	\$ -	n/a
	\$ 25,000	base fee @ \$25,000		0.66	\$ 172	\$ 114	\$ 75.00	66%	\$ 75	66%
	each additional \$1,000 or fraction thereof	each add'l \$1,000		0.027	\$ 172	\$ 4.69	\$ 1.49	n/a	\$ 0.83	n/a
	\$ 50,000	base fee @ \$50,000		1.34	\$ 172	\$ 231	\$ 95.81	41%	\$ 96	41%
	each additional \$1,000 or fraction thereof	each add'l \$1,000		0.026	\$ 172	\$ 4.55	\$ 1.03	n/a	\$ 1.03	n/a
	\$ 100,000	base fee @ \$100,000		2.66	\$ 172	\$ 459	\$ 147.41	32%	\$ 147	32%
	each additional \$1,000 or fraction thereof	each add'l \$1,000		0.003	\$ 172	\$ 0.58	\$ 0.83	n/a	\$ 0.49	n/a
	\$ 500,000	base fee @ \$500,000		4.00	\$ 172	\$ 690	\$ 477.41	69%	\$ 345	50%
	each additional \$1,000 or fraction thereof	each add'l \$1,000		0.003	\$ 172	\$ 0.46	\$ 0.70	n/a	\$ 0.23	n/a
	\$ 1,000,000	base fee @ \$1,000,000		5.34	\$ 172	\$ 921	\$ 828.41	90%	\$ 460	50%
	each additional \$1,000 or fraction thereof	each add'l \$1,000		0.005	\$ 172	\$ 0.92	\$ 0.45	n/a	\$ 0.46	n/a

				Activity Service Cost Analysis			Cost Recovery Analysis			
Fee No.	Fee Name	Fee Unit	Notes	Estimated Average Labor Time Per Activity (hours)	FBHR	Cost of Service Per Activity	Current Fee / Deposit	Existing Cost Recovery %	Recommended Fee Level / Deposit	Recommended Cost Recovery %
	2. Addition or alteration to dwelling unit									
	\$0 - \$2,000	base fee up to \$2,000		0.00	\$ 172	\$ -	\$ 75.00	%	\$ 75	%
	\$ 2,000	base fee @ \$2,000		0.66	\$ 172	\$ 114	\$ 75.00	66%	\$ 75	66%
	each additional \$1,000 or fraction thereof	each add'l \$1,000		0.000	\$ 172	\$ -	\$ -	n/a	\$ 0.14	n/a
	\$ 25,000	base fee @ \$25,000		0.66	\$ 172	\$ 114	\$ 78.25	69%	\$ 78	69%
	each additional \$1,000 or fraction thereof	each add'l \$1,000		0.027	\$ 172	\$ 4.69	\$ 1.98	n/a	\$ 1.98	n/a
	\$ 50,000	base fee @ \$50,000		1.34	\$ 172	\$ 231	\$ 127.75	55%	\$ 128	55%
	each additional \$1,000 or fraction thereof	each add'l \$1,000		0.026	\$ 172	\$ 4.55	\$ 1.38	n/a	\$ 1.38	n/a
	\$ 100,000	base fee @ \$100,000		2.66	\$ 172	\$ 459	\$ 196.55	43%	\$ 197	43%
	each additional \$1,000 or fraction thereof	each add'l \$1,000		0.003	\$ 172	\$ 0.58	\$ 1.10	n/a	\$ 0.37	n/a
	\$ 500,000	base fee @ \$500,000		4.00	\$ 172	\$ 690	\$ 636.55	92%	\$ 345	50%
	each additional \$1,000 or fraction thereof	each add'l \$1,000		0.003	\$ 172	\$ 0.46	\$ 0.94	n/a	\$ 0.23	n/a
	\$ 1,000,000	base fee @ \$1,000,000		5.34	\$ 172	\$ 921	\$ 1,104.55	120%	\$ 460	50%
	each additional \$1,000 or fraction thereof	each add'l \$1,000		0.005	\$ 172	\$ 0.92	\$ 0.61	n/a	\$ 0.46	n/a



Fee No.	Fee Name	Fee Unit	Notes	Activity Service Cost Analysis			Cost Recovery Analysis			
				Estimated Average Labor Time Per Activity (hours)	FBHR	Cost of Service Per Activity	Current Fee / Deposit	Existing Cost Recovery %	Recommended Fee Level / Deposit	Recommended Cost Recovery %
	<b>3. New Commercial Building</b>									
	\$0 - \$2,000	base fee up to \$2,000		0.00	\$ 172	\$ -	\$ 75.00	%	\$ 75	%
\$	2,000	base fee @ \$2,000		0.66	\$ 172	\$ 114	\$ 75.00	66%	\$ 75	66%
	each additional \$1,000 or fraction thereof	each add'l \$1,000		0.000	\$ 172	\$ -	\$ -	n/a	\$ 0.99	n/a
\$	25,000	base fee @ \$25,000		0.66	\$ 172	\$ 114	\$ 97.81	86%	\$ 98	86%
	each additional \$1,000 or fraction thereof	each add'l \$1,000		0.027	\$ 172	\$ 4.69	\$ 2.48	n/a	\$ 2.48	n/a
\$	50,000	base fee @ \$50,000		1.34	\$ 172	\$ 231	\$ 159.69	69%	\$ 160	69%
	each additional \$1,000 or fraction thereof	each add'l \$1,000		0.026	\$ 172	\$ 4.55	\$ 1.72	n/a	\$ 1.72	n/a
\$	100,000	base fee @ \$100,000		2.66	\$ 172	\$ 459	\$ 245.69	54%	\$ 246	54%
	each additional \$1,000 or fraction thereof	each add'l \$1,000		0.003	\$ 172	\$ 0.58	\$ 1.38	n/a	\$ 0.25	n/a
\$	500,000	base fee @ \$500,000		4.00	\$ 172	\$ 690	\$ 795.69	115%	\$ 345	50%
	each additional \$1,000 or fraction thereof	each add'l \$1,000		0.003	\$ 172	\$ 0.46	\$ 1.17	n/a	\$ 0.23	n/a
\$	1,000,000	base fee @ \$1,000,000		5.34	\$ 172	\$ 921	\$ 1,380.69	150%	\$ 460	50%
	each additional \$1,000 or fraction thereof	each add'l \$1,000		0.005	\$ 172	\$ 0.92	\$ 0.76	n/a	\$ 0.46	n/a

Fee No.	Fee Name	Fee Unit	Notes	Activity Service Cost Analysis			Cost Recovery Analysis			
				Estimated Average Labor Time Per Activity (hours)	FBHR	Cost of Service Per Activity	Current Fee / Deposit	Existing Cost Recovery %	Recommended Fee Level / Deposit	Recommended Cost Recovery %
	<b>4. Shell Building</b>									
	\$0 - \$2,000	base fee up to \$2,000		0.00	\$ 172	\$ -	\$ 75.00	%	\$ 75	%
\$	2,000	base fee @ \$2,000		0.66	\$ 172	\$ 114	\$ 75.00	66%	\$ 75	66%
	each additional \$1,000 or fraction thereof	each add'l \$1,000		0.000	\$ 172	\$ -	\$ -	n/a	\$ -	n/a
\$	25,000	base fee @ \$25,000		0.66	\$ 172	\$ 114	\$ 75.00	66%	\$ 75	66%
	each additional \$1,000 or fraction thereof	each add'l \$1,000		0.027	\$ 172	\$ 4.69	n/a	n/a	\$ -	n/a
\$	50,000	base fee @ \$50,000		1.34	\$ 172	\$ 231	\$ 75.00	32%	\$ 75	32%
	each additional \$1,000 or fraction thereof	each add'l \$1,000		0.026	\$ 172	\$ 4.55	\$ -	n/a	\$ -	n/a
\$	100,000	base fee @ \$100,000		2.66	\$ 172	\$ 459	\$ 75.00	16%	\$ 75	16%
	each additional \$1,000 or fraction thereof	each add'l \$1,000		0.003	\$ 172	\$ 0.58	\$ -	n/a	\$ 0.67	n/a
\$	500,000	base fee @ \$500,000		4.00	\$ 172	\$ 690	\$ 159.14	23%	\$ 345	50%
	each additional \$1,000 or fraction thereof	each add'l \$1,000		0.003	\$ 172	\$ 0.46	\$ 0.23	n/a	\$ 0.23	n/a
\$	1,000,000	base fee @ \$1,000,000		5.34	\$ 172	\$ 921	\$ 276.14	30%	\$ 460	50%
	each additional \$1,000 or fraction thereof	each add'l \$1,000		0.005	\$ 172	\$ 0.92	\$ 0.15	n/a	\$ 0.46	n/a

Fee No.	Fee Name	Fee Unit	Notes	Activity Service Cost Analysis			Cost Recovery Analysis			
				Estimated Average Labor Time Per Activity (hours)	FBHR	Cost of Service Per Activity	Current Fee / Deposit	Existing Cost Recovery %	Recommended Fee Level / Deposit	Recommended Cost Recovery %
	<b>5. Commercial Alterations &amp; Tenant Improvements</b>									
	\$0 - \$2,000	base fee up to \$2,000		0.00	\$ 172	\$ -	\$ 75.00	%	\$ 75	%
	\$ 2,000	base fee @ \$2,000		0.66	\$ 172	\$ 114	\$ 75.00	66%	\$ 75	66%
	each additional \$1,000 or fraction thereof	each add'l \$1,000		0.000	\$ 172	\$ -	\$ -	n/a	\$ -	n/a
	\$ 25,000	base fee @ \$25,000		0.66	\$ 172	\$ 114	\$ 75.00	66%	\$ 75	66%
	each additional \$1,000 or fraction thereof	each add'l \$1,000		0.027	\$ 172	\$ 4.69	\$ -	n/a	\$ 2.11	n/a
	\$ 50,000	base fee @ \$50,000		1.34	\$ 172	\$ 231	\$ 127.75	55%	\$ 128	55%
	each additional \$1,000 or fraction thereof	each add'l \$1,000		0.026	\$ 172	\$ 4.55	\$ 1.38	n/a	\$ 1.38	n/a
	\$ 100,000	base fee @ \$100,000		2.66	\$ 172	\$ 459	\$ 196.55	43%	\$ 197	43%
	each additional \$1,000 or fraction thereof	each add'l \$1,000		0.003	\$ 172	\$ 0.58	\$ 1.10	n/a	\$ 0.37	n/a
	\$ 500,000	base fee @ \$500,000		4.00	\$ 172	\$ 690	\$ 636.55	92%	\$ 345	50%
	each additional \$1,000 or fraction thereof	each add'l \$1,000		0.003	\$ 172	\$ 0.46	\$ 0.94	n/a	\$ 0.23	n/a
	\$ 1,000,000	base fee @ \$1,000,000		5.34	\$ 172	\$ 921	\$ 1,104.55	120%	\$ 460	50%
	each additional \$1,000 or fraction thereof	each add'l \$1,000		0.005	\$ 172	\$ 0.92	\$ 0.61	n/a	\$ 0.46	n/a
	<b>6. Electrical Permit</b>	per permit	[4]	n/a			\$75 min. See B-Building Permit Fee		\$75 min. See B-Building Permit Fee	

				Activity Service Cost Analysis			Cost Recovery Analysis			
Fee No.	Fee Name	Fee Unit	Notes	Estimated Average Labor Time Per Activity (hours)	FBHR	Cost of Service Per Activity	Current Fee / Deposit	Existing Cost Recovery %	Recommended Fee Level / Deposit	Recommended Cost Recovery %
D - Mechanical Inspection Fees			[10]							
	1. New Dwelling									
	\$0 - \$2,000	base fee up to \$2,000		0.00	\$ 172	\$ -	\$ 75.00	%	\$ 75	%
	\$ 2,000	base fee @ \$2,000		0.66	\$ 172	\$ 114	\$ 75.00	66%	\$ 75	66%
	each additional \$1,000 or fraction thereof	each add'l \$1,000		0.000	\$ 172	\$ -	\$ -	n/a	\$ -	n/a
	\$ 25,000	base fee @ \$25,000		0.66	\$ 172	\$ 114	\$ 75.00	66%	\$ 75	66%
	each additional \$1,000 or fraction thereof	each add'l \$1,000		0.027	\$ 172	\$ 4.69	\$ -	n/a	\$ -	n/a
	\$ 50,000	base fee @ \$50,000		1.34	\$ 172	\$ 231	\$ 75.00	32%	\$ 75	32%
	each additional \$1,000 or fraction thereof	each add'l \$1,000		0.026	\$ 172	\$ 4.55	\$ -	n/a	\$ 0.47	n/a
	\$ 100,000	base fee @ \$100,000		2.66	\$ 172	\$ 459	\$ 98.28	21%	\$ 98	21%
	each additional \$1,000 or fraction thereof	each add'l \$1,000		0.003	\$ 172	\$ 0.58	\$ 0.55	n/a	\$ 0.62	n/a
	\$ 500,000	base fee @ \$500,000		4.00	\$ 172	\$ 690	\$ 318.28	46%	\$ 345	50%
	each additional \$1,000 or fraction thereof	each add'l \$1,000		0.003	\$ 172	\$ 0.46	\$ 0.47	n/a	\$ 0.23	n/a
	\$ 1,000,000	base fee @ \$1,000,000		5.34	\$ 172	\$ 921	\$ 552.28	60%	\$ 460	50%
	each additional \$1,000 or fraction thereof	each add'l \$1,000		0.005	\$ 172	\$ 0.92	\$ 0.30	n/a	\$ 0.46	n/a

Fee No.	Fee Name	Fee Unit	Notes	Activity Service Cost Analysis			Cost Recovery Analysis			
				Estimated Average Labor Time Per Activity (hours)	FBHR	Cost of Service Per Activity	Current Fee / Deposit	Existing Cost Recovery %	Recommended Fee Level / Deposit	Recommended Cost Recovery %
	<b>2. Addition or alteration to dwelling unit</b>									
	\$0 - \$2,000	base fee up to \$2,000		0.00	\$ 172	\$ -	\$ 75.00	%	\$ 75	%
\$	2,000	base fee @ \$2,000		0.66	\$ 172	\$ 114	\$ 75.00	66%	\$ 75	66%
	each additional \$1,000 or fraction thereof	each add'l \$1,000		0.000	\$ 172	\$ -	\$ -	n/a	\$ -	n/a
\$	25,000	base fee @ \$25,000		0.66	\$ 172	\$ 114	\$ 75.00	66%	\$ 75	66%
	each additional \$1,000 or fraction thereof	each add'l \$1,000		0.027	\$ 172	\$ 4.69	\$ -	n/a	\$ 0.83	n/a
\$	50,000	base fee @ \$50,000		1.34	\$ 172	\$ 231	\$ 95.81	41%	\$ 96	41%
	each additional \$1,000 or fraction thereof	each add'l \$1,000		0.026	\$ 172	\$ 4.55	\$ 1.03	n/a	\$ 1.03	n/a
\$	100,000	base fee @ \$100,000		2.66	\$ 172	\$ 459	\$ 147.41	32%	\$ 147	32%
	each additional \$1,000 or fraction thereof	each add'l \$1,000		0.003	\$ 172	\$ 0.58	\$ 0.83	n/a	\$ 0.49	n/a
\$	500,000	base fee @ \$500,000		4.00	\$ 172	\$ 690	\$ 477.41	69%	\$ 345	50%
	each additional \$1,000 or fraction thereof	each add'l \$1,000		0.003	\$ 172	\$ 0.46	\$ 0.70	n/a	\$ 0.23	n/a
\$	1,000,000	base fee @ \$1,000,000		5.34	\$ 172	\$ 921	\$ 828.41	90%	\$ 460	50%
	each additional \$1,000 or fraction thereof	each add'l \$1,000		0.005	\$ 172	\$ 0.92	\$ 0.45	n/a	\$ 0.46	n/a

Fee No.	Fee Name	Fee Unit	Notes	Activity Service Cost Analysis			Cost Recovery Analysis			
				Estimated Average Labor Time Per Activity (hours)	FBHR	Cost of Service Per Activity	Current Fee / Deposit	Existing Cost Recovery %	Recommended Fee Level / Deposit	Recommended Cost Recovery %
	<b>3. New Commercial Building</b>									
	\$0 - \$2,000	base fee up to \$2,000		0.00	\$ 172	\$ -	\$ 75.00	%	\$ 75	%
	\$ 2,000	base fee @ \$2,000		0.66	\$ 172	\$ 114	\$ 75.00	66%	\$ 75	66%
	each additional \$1,000 or fraction thereof	each add'l \$1,000		0.000	\$ 172	\$ -	\$ -	n/a	\$ -	n/a
	\$ 25,000	base fee @ \$25,000		0.66	\$ 172	\$ 114	\$ 75.00	66%	\$ 75	66%
	each additional \$1,000 or fraction thereof	each add'l \$1,000		0.027	\$ 172	\$ 4.69	\$ -	n/a	\$ 0.83	n/a
	\$ 50,000	base fee @ \$50,000		1.34	\$ 172	\$ 231	\$ 95.81	41%	\$ 96	41%
	each additional \$1,000 or fraction thereof	each add'l \$1,000		0.026	\$ 172	\$ 4.55	\$ 1.03	n/a	\$ 1.03	n/a
	\$ 100,000	base fee @ \$100,000		2.66	\$ 172	\$ 459	\$ 147.41	32%	\$ 147	32%
	each additional \$1,000 or fraction thereof	each add'l \$1,000		0.003	\$ 172	\$ 0.58	\$ 0.83	n/a	\$ 0.49	n/a
	\$ 500,000	base fee @ \$500,000		4.00	\$ 172	\$ 690	\$ 477.41	69%	\$ 345	50%
	each additional \$1,000 or fraction thereof	each add'l \$1,000		0.003	\$ 172	\$ 0.46	\$ 0.70	n/a	\$ 0.23	n/a
	\$ 1,000,000	base fee @ \$1,000,000		5.34	\$ 172	\$ 921	\$ 828.41	90%	\$ 460	50%
	each additional \$1,000 or fraction thereof	each add'l \$1,000		0.005	\$ 172	\$ 0.92	\$ 0.45	n/a	\$ 0.46	n/a

Fee No.	Fee Name	Fee Unit	Notes	Activity Service Cost Analysis			Cost Recovery Analysis			
				Estimated Average Labor Time Per Activity (hours)	FBHR	Cost of Service Per Activity	Current Fee / Deposit	Existing Cost Recovery %	Recommended Fee Level / Deposit	Recommended Cost Recovery %
	<b>4. Shell Building</b>									
	\$0 - \$2,000	base fee up to \$2,000		0.00	\$ 172	\$ -	\$ 75.00	%	\$ 75	%
\$	2,000	base fee @ \$2,000		0.66	\$ 172	\$ 114	\$ 75.00	66%	\$ 75	66%
	each additional \$1,000 or fraction thereof	each add'l \$1,000		0.000	\$ 172	\$ -	\$ -	n/a	\$ -	n/a
\$	25,000	base fee @ \$25,000		0.66	\$ 172	\$ 114	\$ 75.00	66%	\$ 75	66%
	each additional \$1,000 or fraction thereof	each add'l \$1,000		0.027	\$ 172	\$ 4.69	\$ -	n/a	\$ -	n/a
\$	50,000	base fee @ \$50,000		1.34	\$ 172	\$ 231	\$ 75.00	32%	\$ 75	32%
	each additional \$1,000 or fraction thereof	each add'l \$1,000		0.026	\$ 172	\$ 4.55	\$ -	n/a	\$ -	n/a
\$	100,000	base fee @ \$100,000		2.66	\$ 172	\$ 459	\$ 75.00	16%	\$ 75	16%
	each additional \$1,000 or fraction thereof	each add'l \$1,000		0.003	\$ 172	\$ 0.58	\$ -	n/a	\$ 0.67	n/a
\$	500,000	base fee @ \$500,000		4.00	\$ 172	\$ 690	\$ 159.14	23%	\$ 345	50%
	each additional \$1,000 or fraction thereof	each add'l \$1,000		0.003	\$ 172	\$ 0.46	\$ 0.23	n/a	\$ 0.23	n/a
\$	1,000,000	base fee @ \$1,000,000		5.34	\$ 172	\$ 921	\$ 276.14	30%	\$ 460	50%
	each additional \$1,000 or fraction thereof	each add'l \$1,000		0.005	\$ 172	\$ 0.92	\$ 0.15	n/a	\$ 0.46	n/a

Fee No.	Fee Name	Fee Unit	Notes	Activity Service Cost Analysis			Cost Recovery Analysis			
				Estimated Average Labor Time Per Activity (hours)	FBHR	Cost of Service Per Activity	Current Fee / Deposit	Existing Cost Recovery %	Recommended Fee Level / Deposit	Recommended Cost Recovery %
	<b>5. Commercial Alterations &amp; Tenant Improvements</b>									
	\$0 - \$2,000	base fee up to \$2,000		0.00	\$ 172	\$ -	\$ 75.00	%	\$ 75	%
	\$ 2,000	base fee @ \$2,000		0.66	\$ 172	\$ 114	\$ 75.00	66%	\$ 75	66%
	each additional \$1,000 or fraction thereof	each add'l \$1,000		0.000	\$ 172	\$ -	\$ -	n/a	\$ -	n/a
	\$ 25,000	base fee @ \$25,000		0.66	\$ 172	\$ 114	\$ 75.00	66%	\$ 75	66%
	each additional \$1,000 or fraction thereof	each add'l \$1,000		0.027	\$ 172	\$ 4.69	\$ -	n/a	\$ -	n/a
	\$ 50,000	base fee @ \$50,000		1.34	\$ 172	\$ 231	\$ 75.00	32%	\$ 75	32%
	each additional \$1,000 or fraction thereof	each add'l \$1,000		0.026	\$ 172	\$ 4.55	\$ -	n/a	\$ 0.47	n/a
	\$ 100,000	base fee @ \$100,000		2.66	\$ 172	\$ 459	\$ 98.28	21%	\$ 98	21%
	each additional \$1,000 or fraction thereof	each add'l \$1,000		0.003	\$ 172	\$ 0.58	\$ 0.55	n/a	\$ 0.62	n/a
	\$ 500,000	base fee @ \$500,000		4.00	\$ 172	\$ 690	\$ 318.28	46%	\$ 345	50%
	each additional \$1,000 or fraction thereof	each add'l \$1,000		0.003	\$ 172	\$ 0.46	\$ 0.47	n/a	\$ 0.23	n/a
	\$ 1,000,000	base fee @ \$1,000,000		5.34	\$ 172	\$ 921	\$ 552.28	60%	\$ 460	50%
	each additional \$1,000 or fraction thereof	each add'l \$1,000		0.005	\$ 172	\$ 0.92	\$ 0.30	n/a	\$ 0.46	n/a
	<b>6. Mechanical Permit</b>	per permit	[4]	n/a			\$75 min. See B-Building Permit Fee		\$75 min. See B-Building Permit Fee	



				Activity Service Cost Analysis			Cost Recovery Analysis			
Fee No.	Fee Name	Fee Unit	Notes	Estimated Average Labor Time Per Activity (hours)	FBHR	Cost of Service Per Activity	Current Fee / Deposit	Existing Cost Recovery %	Recommended Fee Level / Deposit	Recommended Cost Recovery %
E - Plumbing Inspection Fees			[10]							
	1. New Dwelling									
	\$0 - \$2,000	base fee up to \$2,000		0.00	\$ 172	\$ -	\$ 75.00	%	\$ 75	%
	\$ 2,000	base fee @ \$2,000		0.66	\$ 172	\$ 114	\$ 75.00	66%	\$ 75	66%
	each additional \$1,000 or fraction thereof	each add'l \$1,000		0.000	\$ 172	\$ -	\$ -	n/a	\$ -	n/a
	\$ 25,000	base fee @ \$25,000		0.66	\$ 172	\$ 114	\$ 75.00	66%	\$ 75	66%
	each additional \$1,000 or fraction thereof	each add'l \$1,000		0.027	\$ 172	\$ 4.69	\$ -	n/a	\$ 0.83	n/a
	\$ 50,000	base fee @ \$50,000		1.34	\$ 172	\$ 231	\$ 95.81	41%	\$ 96	41%
	each additional \$1,000 or fraction thereof	each add'l \$1,000		0.026	\$ 172	\$ 4.55	\$ 1.03	n/a	\$ 1.03	n/a
	\$ 100,000	base fee @ \$100,000		2.66	\$ 172	\$ 459	\$ 147.41	32%	\$ 147	32%
	each additional \$1,000 or fraction thereof	each add'l \$1,000		0.003	\$ 172	\$ 0.58	\$ 0.83	n/a	\$ 0.49	n/a
	\$ 500,000	base fee @ \$500,000		4.00	\$ 172	\$ 690	\$ 477.41	69%	\$ 345	50%
	each additional \$1,000 or fraction thereof	each add'l \$1,000		0.003	\$ 172	\$ 0.46	\$ 0.70	n/a	\$ 0.23	n/a
	\$ 1,000,000	base fee @ \$1,000,000		5.34	\$ 172	\$ 921	\$ 828.41	90%	\$ 460	50%
	each additional \$1,000 or fraction thereof	each add'l \$1,000		0.005	\$ 172	\$ 0.92	\$ 0.45	n/a	\$ 0.46	n/a

				Activity Service Cost Analysis			Cost Recovery Analysis			
Fee No.	Fee Name	Fee Unit	Notes	Estimated Average Labor Time Per Activity (hours)	FBHR	Cost of Service Per Activity	Current Fee / Deposit	Existing Cost Recovery %	Recommended Fee Level / Deposit	Recommended Cost Recovery %
	2. Addition or alteration to dwelling unit									
	\$0 - \$2,000	base fee up to \$2,000		0.00	\$ 172	\$ -	\$ 75.00	%	\$ 75	%
	\$ 2,000	base fee @ \$2,000		0.66	\$ 172	\$ 114	\$ 75.00	66%	\$ 75	66%
	each additional \$1,000 or fraction thereof	each add'l \$1,000		0.000	\$ 172	\$ -	\$ -	n/a	\$ 0.14	n/a
	\$ 25,000	base fee @ \$25,000		0.66	\$ 172	\$ 114	\$ 78.25	69%	\$ 78	69%
	each additional \$1,000 or fraction thereof	each add'l \$1,000		0.027	\$ 172	\$ 4.69	\$ 1.98	n/a	\$ 1.98	n/a
	\$ 50,000	base fee @ \$50,000		1.34	\$ 172	\$ 231	\$ 127.75	55%	\$ 128	55%
	each additional \$1,000 or fraction thereof	each add'l \$1,000		0.026	\$ 172	\$ 4.55	\$ 1.38	n/a	\$ 1.38	n/a
	\$ 100,000	base fee @ \$100,000		2.66	\$ 172	\$ 459	\$ 196.55	43%	\$ 197	43%
	each additional \$1,000 or fraction thereof	each add'l \$1,000		0.003	\$ 172	\$ 0.58	\$ 1.10	n/a	\$ 0.37	n/a
	\$ 500,000	base fee @ \$500,000		4.00	\$ 172	\$ 690	\$ 636.55	92%	\$ 345	50%
	each additional \$1,000 or fraction thereof	each add'l \$1,000		0.003	\$ 172	\$ 0.46	\$ 0.94	n/a	\$ 0.23	n/a
	\$ 1,000,000	base fee @ \$1,000,000		5.34	\$ 172	\$ 921	\$ 1,104.55	120%	\$ 460	50%
	each additional \$1,000 or fraction thereof	each add'l \$1,000		0.005	\$ 172	\$ 0.92	\$ 0.61	n/a	\$ 0.46	n/a

Fee No.	Fee Name	Fee Unit	Notes	Activity Service Cost Analysis			Cost Recovery Analysis			
				Estimated Average Labor Time Per Activity (hours)	FBHR	Cost of Service Per Activity	Current Fee / Deposit	Existing Cost Recovery %	Recommended Fee Level / Deposit	Recommended Cost Recovery %
	<b>3. New Commercial Building</b>									
	\$0 - \$2,000	base fee up to \$2,000		0.00	\$ 172	\$ -	\$ 75.00	%	\$ 75	%
\$	2,000	base fee @ \$2,000		0.66	\$ 172	\$ 114	\$ 75.00	66%	\$ 75	66%
	each additional \$1,000 or fraction thereof	each add'l \$1,000		0.000	\$ 172	\$ -	\$ -	n/a	\$ -	n/a
\$	25,000	base fee @ \$25,000		0.66	\$ 172	\$ 114	\$ 75.00	66%	\$ 75	66%
	each additional \$1,000 or fraction thereof	each add'l \$1,000		0.027	\$ 172	\$ 4.69	\$ -	n/a	\$ 2.11	n/a
\$	50,000	base fee @ \$50,000		1.34	\$ 172	\$ 231	\$ 127.75	55%	\$ 128	55%
	each additional \$1,000 or fraction thereof	each add'l \$1,000		0.026	\$ 172	\$ 4.55	\$ 1.38	n/a	\$ 1.38	n/a
\$	100,000	base fee @ \$100,000		2.66	\$ 172	\$ 459	\$ 196.55	43%	\$ 197	43%
	each additional \$1,000 or fraction thereof	each add'l \$1,000		0.003	\$ 172	\$ 0.58	\$ 1.10	n/a	\$ 0.37	n/a
\$	500,000	base fee @ \$500,000		4.00	\$ 172	\$ 690	\$ 636.55	92%	\$ 345	50%
	each additional \$1,000 or fraction thereof	each add'l \$1,000		0.003	\$ 172	\$ 0.46	\$ 0.94	n/a	\$ 0.23	n/a
\$	1,000,000	base fee @ \$1,000,000		5.34	\$ 172	\$ 921	\$ 1,104.55	120%	\$ 460	50%
	each additional \$1,000 or fraction thereof	each add'l \$1,000		0.005	\$ 172	\$ 0.92	\$ 0.61	n/a	\$ 0.46	n/a

Fee No.	Fee Name	Fee Unit	Notes	Activity Service Cost Analysis			Cost Recovery Analysis			
				Estimated Average Labor Time Per Activity (hours)	FBHR	Cost of Service Per Activity	Current Fee / Deposit	Existing Cost Recovery %	Recommended Fee Level / Deposit	Recommended Cost Recovery %
	<b>4. Shell Building</b>									
	\$0 - \$2,000	base fee up to \$2,000		0.00	\$ 172	\$ -	\$ 75.00	%	\$ 75	%
\$	2,000	base fee @ \$2,000		0.66	\$ 172	\$ 114	\$ 75.00	66%	\$ 75	66%
	each additional \$1,000 or fraction thereof	each add'l \$1,000		0.000	\$ 172	\$ -	\$ -	n/a	\$ -	n/a
\$	25,000	base fee @ \$25,000		0.66	\$ 172	\$ 114	\$ 75.00	66%	\$ 75	66%
	each additional \$1,000 or fraction thereof	each add'l \$1,000		0.027	\$ 172	\$ 4.69	\$ -	n/a	\$ -	n/a
\$	50,000	base fee @ \$50,000		1.34	\$ 172	\$ 231	\$ 75.00	32%	\$ 75	32%
	each additional \$1,000 or fraction thereof	each add'l \$1,000		0.026	\$ 172	\$ 4.55	\$ -	n/a	\$ -	n/a
\$	100,000	base fee @ \$100,000		2.66	\$ 172	\$ 459	\$ 75.00	16%	\$ 75	16%
	each additional \$1,000 or fraction thereof	each add'l \$1,000		0.003	\$ 172	\$ 0.58	\$ -	n/a	\$ 0.67	n/a
\$	500,000	base fee @ \$500,000		4.00	\$ 172	\$ 690	\$ 159.14	23%	\$ 345	50%
	each additional \$1,000 or fraction thereof	each add'l \$1,000		0.003	\$ 172	\$ 0.46	\$ 0.23	n/a	\$ 0.23	n/a
\$	1,000,000	base fee @ \$1,000,000		5.34	\$ 172	\$ 921	\$ 276.14	30%	\$ 460	50%
	each additional \$1,000 or fraction thereof	each add'l \$1,000		0.005	\$ 172	\$ 0.92	\$ 0.15	n/a	\$ 0.46	n/a

Fee No.	Fee Name	Fee Unit	Notes	Activity Service Cost Analysis			Cost Recovery Analysis			
				Estimated Average Labor Time Per Activity (hours)	FBHR	Cost of Service Per Activity	Current Fee / Deposit	Existing Cost Recovery %	Recommended Fee Level / Deposit	Recommended Cost Recovery %
	<b>5. Commercial Alterations &amp; Tenant Improvements</b>									
	\$0 - \$2,000	base fee up to \$2,000		0.00	\$ 172	\$ -	\$ 75.00	%	\$ 75	%
	\$ 2,000	base fee @ \$2,000		0.66	\$ 172	\$ 114	\$ 75.00	66%	\$ 75	66%
	each additional \$1,000 or fraction thereof	each add'l \$1,000		0.000	\$ 172	\$ -	\$ -	n/a	\$ -	n/a
	\$ 25,000	base fee @ \$25,000		0.66	\$ 172	\$ 114	\$ 75.00	66%	\$ 75	66%
	each additional \$1,000 or fraction thereof	each add'l \$1,000		0.027	\$ 172	\$ 4.69	\$ -	n/a	\$ 0.83	n/a
	\$ 50,000	base fee @ \$50,000		1.34	\$ 172	\$ 231	\$ 95.81	41%	\$ 96	41%
	each additional \$1,000 or fraction thereof	each add'l \$1,000		0.026	\$ 172	\$ 4.55	\$ 1.03	n/a	\$ 1.03	n/a
	\$ 100,000	base fee @ \$100,000		2.66	\$ 172	\$ 459	\$ 147.41	32%	\$ 147	32%
	each additional \$1,000 or fraction thereof	each add'l \$1,000		0.003	\$ 172	\$ 0.58	\$ 0.83	n/a	\$ 0.49	n/a
	\$ 500,000	base fee @ \$500,000		4.00	\$ 172	\$ 690	\$ 477.41	69%	\$ 345	50%
	each additional \$1,000 or fraction thereof	each add'l \$1,000		0.003	\$ 172	\$ 0.46	\$ 0.70	n/a	\$ 0.23	n/a
	\$ 1,000,000	base fee @ \$1,000,000		5.34	\$ 172	\$ 921	\$ 828.41	90%	\$ 460	50%
	each additional \$1,000 or fraction thereof	each add'l \$1,000		0.005	\$ 172	\$ 0.92	\$ 0.45	n/a	\$ 0.46	n/a
	<b>6. Plumbing Permit</b>	per permit	[4]	n/a			\$75 min. See B-Building Permit Fee		\$75 min. See B-Building Permit Fee	
	<b>F - Miscellaneous Fees</b>									
	1. Reinspections	Per Trip	[5]	1.00	\$ 172	\$ 172	\$ 50	29%	\$ 150	87%
	2. Owner-requested inspection of an existing building		[6]							
	a. Regular Business Hours	Hourly		1.00	\$ 172	\$ 172	\$ 90	52%	\$ 150	87%
	3. Investigation of work without permit	Penalty	[7]				2x Permit fee; Min \$250			
	4. Abatement of Code Violations - Building/Zoning									
	Notice of Violation Issued	Penalty					\$ 250			
	Reinspection	Per Trip	[8]	1.00	\$ 172	\$ 172	\$ 100	58%	\$ 150	87%

Fee No.	Fee Name	Fee Unit	Notes	Activity Service Cost Analysis			Cost Recovery Analysis			
				Estimated Average Labor Time Per Activity (hours)	FBHR	Cost of Service Per Activity	Current Fee / Deposit	Existing Cost Recovery %	Recommended Fee Level / Deposit	Recommended Cost Recovery %
	5. Renewal fee for an expired permit:									
	For Final Inspection			1.50	\$ 172	\$ 259	\$ 138	53%	\$ 250	97%
	For permits that have expired within one year after the expiration date			n/a	\$ 172	\$ -	\$ 280	%	50% of the sum of the original building, electrical, mechanical and plumbing fees.	%
	For permits that have expired more than one year after the expiration date			n/a	\$ 172	\$ -	\$ 549	%	100% of the sum of the original building, electrical, mechanical and plumbing fees.	%
new	6. After Hours Inspection Services	Hourly - Minimum 3 Hours	[6]	3.00	\$ 207	\$ 621	\$ 540	87%	\$ 600	97%
new	7. Residential Solar Energy Systems - Roof Mount and Ground Mount									
	Photovoltaic Systems:									
	a. ≤15 kW:									
	Building Permit / Inspection	per permit		0.50	\$ 172	\$ 86	\$ 86	100%	\$ 86	100%
	Plan Check	per permit		2.00	\$ 172	\$ 345	\$ 86	25%	\$ 86	25%
	Electrical Review	per permit		1.00	\$ 172	\$ 172	\$ 100	58%	\$ 100	58%
	b. >15 kW									
	Building Permit/Inspection/Plan Check/Electrical Review:	per kW		1.00	\$ 172	\$ 172	\$ 15	9%	\$ 15	9%
	Thermal Systems:									
	a. ≤10 kWth:									
	Building Permit / Inspection	per permit		0.50	\$ 172	\$ 86	\$ 86	100%	\$ 86	100%
	Plan Check	per permit		2.00	\$ 172	\$ 345	\$ 86	25%	\$ 86	25%
	Plumbing Review	per permit		1.00	\$ 172	\$ 172	\$ 100	58%	\$ 86	50%
	b. >10 kWth									
	Building Permit/Inspection/Plan Check/Plumbing Review:	per kW		1.00	\$ 172	\$ 172	\$ 15	9%	\$ 15	9%

Fee No.	Fee Name	Fee Unit	Notes	Activity Service Cost Analysis			Cost Recovery Analysis			
				Estimated Average Labor Time Per Activity (hours)	FBHR	Cost of Service Per Activity	Current Fee / Deposit	Existing Cost Recovery %	Recommended Fee Level / Deposit	Recommended Cost Recovery %
new	8. Commercial Solar Energy Systems - Roof Mount and Ground Mount									
	Photovoltaic Systems:									
	a. ≤50 kW:									
	Building Permit / Inspection	per permit		1.00	\$ 172	\$ 172	\$ 320	186%	\$ 172	100%
	Plan Check	per permit		1.00	\$ 172	\$ 172	\$ 320	186%	\$ 172	100%
	Electrical Review	per permit		1.00	\$ 172	\$ 172	\$ 320	186%	\$ 172	100%
	b. >50 kW but ≤250 kW									
	Building Permit/Inspection/Plan Check/Electrical Review:	per kW		1.00	\$ 172	\$ 172	\$ 7	4%	\$ 7	4%
	c. >250 kW									
	Building Permit/Inspection/Plan Check/Electrical Review:	per kW		1.00	\$ 172	\$ 172	\$ 5	3%	\$ 5	3%
	Thermal Systems:									
	a. ≤30 kWth:									
	Building Permit / Inspection	per permit		1.00	\$ 172	\$ 172	\$ 175	102%	\$ 172	100%
	Plan Check	per permit		1.00	\$ 172	\$ 172	\$ 175	102%	\$ 172	100%
	Plumbing Review	per permit		1.00	\$ 172	\$ 172	\$ 175	102%	\$ 172	100%
	b. >30 kWth ≤260kWth									
	Building Permit/Inspection/Plan Check/Electrical Review:	per kW		1.00	\$ 172	\$ 172	\$ 7	4%	\$ 7	4%
	c. >260 kW									
	Building Permit/Inspection/Plan Check/Electrical Review:	per kW		1.00	\$ 172	\$ 172	\$ 5	3%	\$ 5	3%

Fee No.	Fee Name	Fee Unit	Notes	Activity Service Cost Analysis			Cost Recovery Analysis			
				Estimated Average Labor Time Per Activity (hours)	FBHR	Cost of Service Per Activity	Current Fee / Deposit	Existing Cost Recovery %	Recommended Fee Level / Deposit	Recommended Cost Recovery %
<b>new</b>	9. Debris Recovery	per permit								
	Residential	per permit								
	Up to \$1 million	per permit		1.00	\$ 172	\$ 172	\$ -	0%	\$ 172	100%
	\$1 million or greater	per permit		2.00	\$ 172	\$ 345	\$ -	0%	\$ 345	100%
	Commercial	per permit								
	Up to \$1 million	per permit		2.00	\$ 172	\$ 345	\$ -	0%	\$ 345	100%
	From \$1 million to \$3 million	per permit		3.00	\$ 172	\$ 517	\$ -	0%	\$ 517	100%
	\$3 million or greater	per permit		4.00	\$ 172	\$ 690	\$ -	0%	\$ 690	100%
<b>new</b>	10. Canopy/Awnings									
	a. Building Permit / Inspection, less than 100 s.f.	per permit		2.00	\$ 172	\$ 345	\$ 116	34%	\$ 116	34%
	b. Plan Check, less than 100 s.f.	per permit		2.00	\$ 172	\$ 345	\$ 76	22%	\$ 76	22%
	c. Building Permit / Inspection, 101 - 400 s.f.	per permit		4.00	\$ 172	\$ 690	\$ 116	17%	\$ 258	37%
	d. Plan Check, 101 - 400 s.f.	per permit		4.00	\$ 172	\$ 690	\$ 76	11%	\$ 172	25%
	e. Building Permit / Inspection, > 401 s.f.	per permit		6.00	\$ 172	\$ 1,034	\$ 116	11%	\$ 345	33%
	f. Plan Check, > 401 s.f.	per permit		6.00	\$ 172	\$ 1,034	\$ 76	7%	\$ 258	25%
<b>S-007</b>	11. Mobile Homes									
	a. Building Permit / Inspection	per permit		2.00	\$ 172	\$ 345	\$ 241	70%	\$ 241	70%
	b. Plan Check	per permit		3.00	\$ 172	\$ 517	\$ 211	41%	\$ 211	41%
<b>new</b>	12. Commercial Coaches									
	a. Building Permit / Inspection	per permit		2.00	\$ 172	\$ 345	\$ 241	70%	\$ 241	70%
	b. Plan Check	per permit		3.00	\$ 172	\$ 517	\$ 211	41%	\$ 211	41%
	13. Fences Greater than 7ft									
	a. Building Permit / Inspection, chain-link or wood	per permit		1.00	\$ 172	\$ 172	\$ 116	67%	\$ 116	67%
	b. Plan Check, chain link or wood	per permit		2.00	\$ 172	\$ 345	\$ 76	22%	\$ 76	22%
	c. Building Permit / Inspection, other materials	per permit		2.00	\$ 172	\$ 345	\$ 116	34%	\$ 172	50%
	d. Plan Check, other materials	per permit		4.00	\$ 172	\$ 690	\$ 76	11%	\$ 345	50%
	14. Re-Roofs - Residential									
	a. Building Permit / Inspection	per permit		1.00	\$ 172	\$ 172	\$ 150	87%	\$ 150	87%
	b. Processing	per permit		1.00	\$ 172	\$ 172	\$ 38	22%	\$ 38	22%
	15. Re-Roofs - Commercial									
	a. Building Permit / Inspection	per permit		1.00	\$ 172	\$ 172	\$ 150	87%	\$ 150	87%
	b. Processing	per permit		1.00	\$ 172	\$ 172	\$ 38	22%	\$ 75	44%



Fee No.	Fee Name	Fee Unit	Notes	Activity Service Cost Analysis			Cost Recovery Analysis			
				Estimated Average Labor Time Per Activity (hours)	FBHR	Cost of Service Per Activity	Current Fee / Deposit	Existing Cost Recovery %	Recommended Fee Level / Deposit	Recommended Cost Recovery %
new	16. Energy Code Compliance Review for Miscellaneous Permits	per permit								
	a. Residential	per permit		1.00	\$ 172	\$ 172	\$ -	0%	\$ 172	100%
	b. Commercial	per permit		2.00	\$ 172	\$ 345	\$ -	0%	\$ 345	100%
S-003 Grading Plan Check/Inspection										
	1. Improvement Value:									
	Up to \$20,000	Flat		4.00	\$ 172	\$ 690	\$ 296	43%	\$ 300	44%
	\$ 20,000	Flat		4.00	\$ 172	\$ 690	\$ 1,000	145%	\$ 690	100%
	each additional \$1,000 or fraction thereof	each add'l \$1,000		0.33	\$ 172	\$ 56.02	\$ 50	n/a	\$ 53.88	n/a
	\$ 100,000	Flat		30.00	\$ 172	\$ 5,171	\$ 5,000	97%	\$ 5,000	97%
	each additional \$1,000 or fraction thereof	each add'l \$1,000		0.19	\$ 172	\$ 32.56	\$ 50	n/a	\$ 32.22	n/a
	\$ 1,000,000	Flat		200.00	\$ 172	\$ 34,476	\$ 50,000	145%	\$ 34,000	99%
	each additional \$1,000 or fraction thereof	each add'l \$1,000		0.20	\$ 172	\$ 34.48	\$ 30	n/a	\$ 34.00	n/a
	2. Additional fee if work goes over 1 year (per year)		[11]							
	Up to \$20,000	Flat		4.00	\$ 172	\$ 690	1% of uncompleted work +\$100	%	\$ 300	44%
	\$ 20,000	Flat		4.00	\$ 172	\$ 690	1% of uncompleted work +\$100	%	\$ 690	100%
	each additional \$1,000 or fraction thereof	each add'l \$1,000		0.26	\$ 172	\$ 45.25	n/a	n/a	\$ 45.13	n/a
	\$ 100,000	Flat		25.00	\$ 172	\$ 4,309	1% of uncompleted work +\$100	%	\$ 4,300	100%
	each additional \$1,000 or fraction thereof	each add'l \$1,000		0.11	\$ 172	\$ 18.20	n/a	n/a	\$ 17.44	n/a
	\$ 1,000,000	Flat		120.00	\$ 172	\$ 20,685	2% of uncompleted work +\$100	%	\$ 20,000	97%
	each additional \$1,000 or fraction thereof	each add'l \$1,000		0.12	\$ 172	\$ 20.69	n/a	n/a	\$ 20.00	n/a

				Activity Service Cost Analysis			Cost Recovery Analysis			
Fee No.	Fee Name	Fee Unit	Notes	Estimated Average Labor Time Per Activity (hours)	FBHR	Cost of Service Per Activity	Current Fee / Deposit	Existing Cost Recovery %	Recommended Fee Level / Deposit	Recommended Cost Recovery %
S-004 Building Demolition Review										
	Permit Fee - Single Structure	per permit		2.00	\$ 172	\$ 345	\$ 100	29%	\$ 172	50%
	Each Additional Structure	per structure		0.50	\$ 172	\$ 86	\$ 25	29%	\$ 50	58%
new fee	Drainage Plan Review and Inspection									
	1. < 2,500 s.f. New Impervious Surface Area	per permit		12.50	\$ 172	\$ 2,155	\$ -	0%	\$ 250	12%
	2. > 2,500 s.f. New Impervious Surface Area	per permit		22.50	\$ 172	\$ 3,879	\$ -	0%	\$ 500	13%
	3. >10,000 s.f. New Impervious Surface Area	per permit		28.50	\$ 172	\$ 4,913	N/A (NEW)	%	\$ 1,000	20%
S-008 Complaint Investigation							Part of 40% Surcharge on Building Permit Fees			
S-009 Site Investigation		Penalty per Investigation					\$ 200		\$ 300	
S-010 County Code Compliance		Per report		2.00	\$ 172	\$ 345	\$ 200	58%	\$ 300	87%
S-011 Records Information Research										
	Retrieval/research fee:	Hourly	[9]	0.00	\$ 172	\$ -	\$ 60	%	\$ 172	%
	Documents requested to be certified have an additional charge									
	First Page	Per page		0.00	\$ 172	\$ -	\$ 4.50	%	\$ 5	%
	Additional Pages	Per page		0.00	\$ 172	\$ -	\$ 1	%	\$ 1	%
S-012 Subpoena Services			[12]							
new	Services Required in Excess of Standard	Hourly		1.00	\$ 172	\$ 172	\$ -	0%	\$ 172	100%
40% SURCHARGE ON BUILDING PERMITS										

Fee No.	Fee Name	Fee Unit	Notes	Activity Service Cost Analysis			Cost Recovery Analysis			
				Estimated Average Labor Time Per Activity (hours)	FBHR	Cost of Service Per Activity	Current Fee / Deposit	Existing Cost Recovery %	Recommended Fee Level / Deposit	Recommended Cost Recovery %

**[Notes]**

[1]	Sourced from "Land Development Fee Schedule - Effective 8.22.16"									
[2]	Additional charges based on hourly billing rates will be assessed under the Permit Processing and Issuance program when more than three rounds of plan check comments are required or when additional services are required after permit issuance, such as review of plan revisions.									
[3]	State Fee									
[4]	An electrical/mechanical/plumbing permit is required for all electrical/mechanical/plumbing work regulated by the Electrical/Mechanical/Plumbing Code. Fees for work not included in Items 1-5 above shall be calculated using the Building Permit Fee Table and based on the contract amount of the electrical/mechanical/plumbing work. Where such electrical/mechanical/plumbing work is performed in conjunction with a building permit, the fee may be added to that permit, and a separate electrical/mechanical/plumbing permit is not required.									
[5]	<p>Situations where reinspections fees shall be applicable include the following:</p> <p>A. When the work for a called inspection is not ready or not accessible to the inspector.</p> <p>B. When extra inspections are necessary due to deficient or defective work through fault or error of the owner or contractor. One such extra inspection will be made for each phase of work that requires inspection (i.e. foundation, rough electric, etc.) under the regular fees prescribed in this section. A reinspections fee shall be charged for each additional visit or inspection thereafter.</p> <p>C. When more than on inspection is made on a phase of work (i.e., "partial inspections") that normally is inspected in one trip.</p>									
[6]	The fee shall be based on an hourly rate @ \$172 per hour, with 1 hour minimum. If overtime is required the rate shall be \$206.40 per hour with a 3 hour minimum.									
[7]	<p>When a Notice is issued regarding conditions in violation of the County building code or zoning code, such as activities being performed without required permits or performed beyond the scope of existing permits, an investigation shall be made before permits may be issued for such work. An investigation fee shall be charged equal to two times the amount of all permit fees required by this ordinance, with a minimum of \$350.</p> <p>This fee is additive to the permit fees. This provision shall not apply to emergency work when it can be proven to the satisfaction of the Building Official that such work was urgently necessary, that it was not practical to obtain a permit before the work was commenced, and that a permit was applied for as soon as practical</p>									
[8]	When Code Enforcement activities are required as a result of an inspection of a property and compliance is required to correct violations found, a code enforcement fee of \$350 shall be charged, offsetting the cost of up to two site visits. Where additional site visits are required before the owner complies a reinspection fee of \$100 per trip shall be charged.									
[9]	\$172 per hour, \$50 minimum. Photocopy charges at published rates.									
[10]	\$75 minimum permit fee									
[11]	<p>Additional fees for work over 1 year are due when work covered under a grading permit has not received an approved final inspection one year after the date the permit was issued. The fee for additional work over 1 year covers the period beginning one year after the grading permit was issued and concluding on the date two years after the permit was issued, or until the work is completed and receives an approved final inspection, whichever comes first. The fee for additional work over 1 year is based on the valuation of uncompleted work covered by the permit at the end of one year following the date the permit was issued. If work covered under a grading permit is not completed after two years following the date the grading permit was issued, an additional fee is due for grading work covered under the permit that is still yet to be completed.</p> <p>The fee due for additional work remaining two years after the grading permit was issued will be calculated based on the valuation of work covered under the grading permit that is still not completed two years after the permit was issued. Grading permits expire three years after the date they are issued. If there is still remaining work covered under a grading permit that is not completed three years after the permit was issued, the applicant must apply for a new grading permit for any work not yet completed under the expired permit.</p>									
[12]	Fee Set per County Admin Bulletin 133.3									

## ***APPENDIX A. 3***

---

### ***Cost of Service Analysis – Land Development - Engineering***

Fee No.	Fee Name	Fee Unit	Notes	Activity Service Cost Analysis			Cost Recovery Analysis			
				Estimated Average Labor Time Per Activity (hours)	FBHR	Cost of Service Per Activity	Current Fee / Deposit	Existing Cost Recovery %	Recommended Fee Level / Deposit	Recommended Cost Recovery %
S-068	Final Map Check (Major)	Deposit		30.00	\$ 235	\$ 7,063	\$ 1,500	21%	\$ 7,000	99%
S-069	Parcel Map Check	Deposit		14.00	\$ 235	\$ 3,296	\$ 1,500	46%	\$ 3,000	91%
S-070	Record of Survey Check	Deposit		3.50	\$ 235	\$ 824	\$ 500	61%	\$ 700	85%
S-072	Public Improvement Plan Check - Major (Subdivision)									
	Up to \$100K	Deposit		44.00	\$ 235	\$ 10,360	\$ 14,000	135%	\$ 10,000	97%
	\$100,001 to \$500K	Deposit		65.00	\$ 235	\$ 15,304	\$ 19,000	124%	\$ 15,000	98%
	>\$500,001	Deposit		86.00	\$ 235	\$ 20,249	\$ 24,000	119%	\$ 20,000	99%
S-073	Public Improvement Plan Check - Minor (Parcel)									
	Up to \$100K	Deposit		44.00	\$ 235	\$ 10,360	\$ 1,500	14%	\$ 10,000	97%
	\$100,001 to \$500K	Deposit		65.00	\$ 235	\$ 15,304	\$ 10,000	65%	\$ 15,000	98%
	>\$500,001	Deposit		86.00	\$ 235	\$ 20,249	\$ 14,000	69%	\$ 20,000	99%
S-074A	Public Improvement Plan Check - LUP									
	Up to \$100K	Deposit		44.00	\$ 235	\$ 10,360	\$ 6,000	58%	\$ 10,000	97%
	\$100,001 to \$500K	Deposit		65.00	\$ 235	\$ 15,304	\$ 10,000	65%	\$ 15,000	98%
	>\$500,001	Deposit		86.00	\$ 235	\$ 20,249	\$ 14,000	69%	\$ 20,000	99%
S-075	Public Improvement Plan Check - Development Plan									
	Up to \$100K	Deposit		44.00	\$ 235	\$ 10,360	\$ 6,000	58%	\$ 10,000	97%
	\$100,001 to \$500K	Deposit		65.00	\$ 235	\$ 15,304	\$ 10,000	65%	\$ 15,000	98%
	>\$500,001	Deposit		86.00	\$ 235	\$ 20,249	\$ 14,000	69%	\$ 20,000	99%
S-076	Drainage Review (No Improvement Plan)	Deposit		5.00	\$ 235	\$ 1,177	\$ 700	59%	\$ 1,000	85%
S-076A	Condition of Approval Compliance Check (No Improvement Plan)	Deposit		9.00	\$ 235	\$ 2,119	\$ 1,000	47%	\$ 2,000	94%
S-076B	Improvement Agreement Extension									
	If signed documents submitted before agreement term expires	Flat		6.00	\$ 235	\$ 1,413	\$ 250	18%	\$ 1,000	71%
	After agreement term expiration	Flat		10.00	\$ 235	\$ 2,354	\$ 400	17%	\$ 2,000	85%

Fee No.	Fee Name	Fee Unit	Notes	Activity Service Cost Analysis			Cost Recovery Analysis			
				Estimated Average Labor Time Per Activity (hours)	FBHR	Cost of Service Per Activity	Current Fee / Deposit	Existing Cost Recovery %	Recommended Fee Level / Deposit	Recommended Cost Recovery %
<b>S-077</b>	Public Improvement Inspection - Major (Subdivision)									
	Up to \$100K	Deposit		22.00	\$ 235	\$ 5,180	\$3,500	68%	\$ 5,000	97%
	\$100,001 to \$500K	Deposit		44.00	\$ 235	\$ 10,360	\$14,750	142%	\$ 10,000	97%
	>\$500,001	Deposit		86.00	\$ 235	\$ 20,249	\$21,500	106%	\$ 20,000	99%
<b>S-078</b>	Public Improvement Inspection - Minor (Parcel)									
	Up to \$100K	Deposit		22.00	\$ 235	\$ 5,180	\$3,500	68%	\$ 5,000	97%
	\$100,001 to \$500K	Deposit		44.00	\$ 235	\$ 10,360	\$14,750	142%	\$ 10,000	97%
	>\$500,001	Deposit		86.00	\$ 235	\$ 20,249	\$21,500	106%	\$ 20,000	99%
<b>S-079</b>	Public Improvement Inspection - Land Use Permit									
	Up to \$100K	Deposit		22.00	\$ 235	\$ 5,180	\$3,500	68%	\$ 5,000	97%
	\$100,001 to \$500K	Deposit		44.00	\$ 235	\$ 10,360	\$14,750	142%	\$ 10,000	97%
	>\$500,001	Deposit		86.00	\$ 235	\$ 20,249	\$21,500	106%	\$ 20,000	99%
<b>S-080A</b>	Public Improvement Inspection - Development Plan									
	Up to \$100K	Deposit		22.00	\$ 235	\$ 5,180	\$3,500	68%	\$ 5,000	97%
	\$100,001 to \$500K	Deposit		44.00	\$ 235	\$ 10,360	\$14,750	142%	\$ 10,000	97%
	>\$500,001	Deposit		86.00	\$ 235	\$ 20,249	\$21,500	106%	\$ 20,000	99%
<b>S-081C</b>	Public Improvement Plan Review - Landscaping									
	Up to \$100K	Deposit		44.00	\$ 235	\$ 10,360	\$2,500	24%	\$ 10,000	97%
	\$100,001 to \$500K	Deposit		65.00	\$ 235	\$ 15,304	\$4,500	29%	\$ 15,000	98%
	>\$500,001	Deposit		86.00	\$ 235	\$ 20,249	\$10,500	52%	\$ 20,000	99%
<b>S-081D</b>	Subdivision Monument Check									
	1-6 Monuments	Flat		6.00	\$ 235	\$ 1,413	\$500	35%	\$ 1,400	99%
	7 or more monuments (fee for up to 6, plus per monument)	Per monument		1.00	\$ 235	\$ 235	\$120	51%	\$ 235	100%
<b>S-081E</b>	Application Review - Encroachment Permit (small) (driveway, sidewalk repairs, small retaining walls, sewer laterals or water service by property owners, etc.)	Flat		2.00	\$ 235	\$ 471	\$35	7%	\$ 50	11%
<b>S-081F</b>	Application Review - Encroachment Permit (large)	Deposit		4.00	\$ 235	\$ 942	\$300	32%	\$ 1,000	106%
<b>S-081G</b>	Application Review - Encroachment Permit (utilities)	Hourly		1.00	\$ 235	\$ 235	\$193	82%	\$ 235	100%

Fee No.	Fee Name	Fee Unit	Notes	Activity Service Cost Analysis			Cost Recovery Analysis			
				Estimated Average Labor Time Per Activity (hours)	FBHR	Cost of Service Per Activity	Current Fee / Deposit	Existing Cost Recovery %	Recommended Fee Level / Deposit	Recommended Cost Recovery %
<b>S-082B</b>	Public Improvement Inspection - Landscaping									
	Up to \$100K	Deposit		22.00	\$ 235	\$ 5,180	\$8,500	164%	\$ 5,000	97%
	\$100,001 to \$500K	Deposit		44.00	\$ 235	\$ 10,360	\$16,500	159%	\$ 10,000	97%
	>\$500,001	Deposit		86.00	\$ 235	\$ 20,249	\$80,500	398%	\$ 20,000	99%
<b>S-082C</b>	Encroachment Permit Inspection (small) (driveways, sidewalk repairs, small retaining walls, etc.)	Flat	[1]	3.00	\$ 235	\$ 706	\$100	14%	\$ 250	35%
<b>S-082D</b>	Encroachment Permit Inspection (large) (If engineering plans required for street excavation)	Deposit	[2]	5.00	\$ 235	\$ 1,177	\$1,000	85%	\$ 1,000	85%
<b>S-082E</b>	Inspection - Encroachment Permit Inspection (Utilities)	Deposit	[2]	5.00	\$ 235	\$ 1,177	\$1,000	85%	\$ 1,000	85%
<b>S-083</b>	Flood Control District Encroachment									
<b>S-083A</b>	Construction Permit Review	Deposit		4.00	\$ 235	\$ 942	\$400	42%	\$ 900	96%
<b>S-083B</b>	Inspections	Deposit		5.00	\$ 235	\$ 1,177	\$400	34%	\$ 1,100	93%
<b>S-084A</b>	Drainage Permit Application	Deposit		7.00	\$ 235	\$ 1,648	\$1,400	85%	\$ 1,600	97%
<b>S-084B</b>	Drainage Permit Inspection	Deposit		7.00	\$ 235	\$ 1,648	\$1,400	85%	\$ 1,600	97%
<b>S-085A</b>	Miscellaneous Road Permit Application (house move)	Deposit		2.50	\$ 235	\$ 589	\$500	85%	\$ 500	85%
<b>S-085B</b>	Miscellaneous Road Permit Application (house move inspection)	Deposit		2.50	\$ 235	\$ 589	\$500	85%	\$ 500	85%
<b>S-085C</b>	Miscellaneous Road Permit Application (extra-legal load)									
	Single Trip	Flat	[3]				Set by State			
	Annual Permit	Flat					Set by State			
	Premium Billing Service (Annual)	Flat					Set by State			
<b>S-085D</b>	Miscellaneous Road Permit Application (temporary road closure - construction)									
	For-profit applicant	Flat		1.50	\$ 235	\$ 353	\$300	85%	\$ 300	85%
	Not-for-profit applicant	Flat		1.50	\$ 235	\$ 353	\$35	10%	\$ 50	14%

Fee No.	Fee Name	Fee Unit	Notes	Activity Service Cost Analysis			Cost Recovery Analysis			
				Estimated Average Labor Time Per Activity (hours)	FBHR	Cost of Service Per Activity	Current Fee / Deposit	Existing Cost Recovery %	Recommended Fee Level / Deposit	Recommended Cost Recovery %
S-085E	Miscellaneous Road Permit Application (temporary road closure - special events)									
	For-profit applicant	Flat		2.00	\$ 235	\$ 471	\$300	64%	\$ 300	64%
	Not-for-profit applicant	Flat		2.00	\$ 235	\$ 471	\$35	7%	\$ 50	11%
S-085F	Miscellaneous Road Permit Application ( per extension/modification)	Flat		1.00	\$ 235	\$ 235	\$125	53%	\$ 235	100%
S-085G	Road Acceptance Plan Review									
	Up to \$100K	Deposit		44.00	\$ 235	\$ 10,360	\$ 6,000	58%	\$ 10,000	97%
	\$100,001 to \$500K	Deposit		65.00	\$ 235	\$ 15,304	\$ 10,000	65%	\$ 15,000	98%
	>\$500,001	Deposit		86.00	\$ 235	\$ 20,249	\$ 14,000	69%	\$ 20,000	99%
S-085H	Road Acceptance Inspection									
	Up to \$100K	Deposit		22.00	\$ 235	\$ 5,180	\$ 3,500	68%	\$ 5,000	97%
	\$100,001 to \$500K	Deposit		44.00	\$ 235	\$ 10,360	\$ 14,750	142%	\$ 10,000	97%
	>\$500,001	Deposit		86.00	\$ 235	\$ 20,249	\$ 21,500	106%	\$ 20,000	99%
S-085S	Stormwater Management Compliance	Deposit		22.00	\$ 235	\$ 5,180	NEW	%	\$ 5,000	97%
S-086	Street Vacation Review	Deposit		10.00	\$ 235	\$ 2,354	\$1,700	72%	\$ 2,000	85%
S-086A	Floodplain Management Compliance (per permit)	Flat		0.50	\$ 235	\$ 118	\$30	25%	\$ 45	38%
S-086B	Flood Zone/Base Flood Elevation Determination									
	Flood Zone Determination									
	Office Review	Flat (Per Lot)		0.50	\$ 235	\$ 118	\$50 per lot, \$300 max for a group of adjacent lots.	%	\$100 per lot \$600 max for a group of adjacent parcels	%
	Site Visit	Flat		2.00	\$ 235	\$ 471	\$250 plus \$50 per lot	%	\$400 plus \$100 per lot	%
	Base Flood Elevation Determination	Deposit		2.50	\$ 235	\$ 589	T&M + initial deposit determined by staff.	%	\$ 500	85%
S-086C	Floodplain Management Permit Application									
	Application Fee	Deposit		4.00	\$ 235	\$ 942	\$325	35%	\$ 550	58%
S-086D	Floodplain Elevation Certification (per lot)	Flat		1.00	\$ 235	\$ 235	\$200	85%	\$ 235	100%



Fee No.	Fee Name	Fee Unit	Notes	Activity Service Cost Analysis			Cost Recovery Analysis			
				Estimated Average Labor Time Per Activity (hours)	FBHR	Cost of Service Per Activity	Current Fee / Deposit	Existing Cost Recovery %	Recommended Fee Level / Deposit	Recommended Cost Recovery %
S-086E	Floodplain Map Revision/Amendment									
	Floodplain Map Amendment	Deposit		5.00	\$ 235	\$ 1,177	\$500	42%	\$ 700	59%
S-088	Certificate of Correction	Flat		1.00	\$ 235	\$ 235	\$500	212%	\$ 150	64%
S-088A	Adopt-a-Road	Flat		5.00	\$ 235	\$ 1,177	\$500	42%	\$ 500	42%
S-088B	Adopt-a-Park	Flat		5.00	\$ 235	\$ 1,177	\$500	42%	\$ 500	42%
S-088C	Road Name Change (public road)	Deposit		6.00	\$ 235	\$ 1,413	\$400	28%	\$ 1,000	71%
S-088D	Corner Record Check						Reference County Recorder Fee		Reference County Recorder Fee	
S-088H	Amended Map Revision	Deposit		5.00	\$ 235	\$ 1,177	\$1,000	85%	\$ 1,000	85%
	Per lot for altered lots	Per Lot		0.00	\$ 148	\$	\$25	%	\$ 25	%
S-088L	Computer Map and Data Requests	Deposit		5.00	\$ 235	\$ 1,177	T&M	%	\$ 1,000	85%
S-089A	Reversion to Acreage	Deposit		44.00	\$ 235	\$ 10,360	NEW	%	\$ 10,000	97%

				Activity Service Cost Analysis			Cost Recovery Analysis			
Fee No.	Fee Name	Fee Unit	Notes	Estimated Average Labor Time Per Activity (hours)	FBHR	Cost of Service Per Activity	Current Fee / Deposit	Existing Cost Recovery %	Recommended Fee Level / Deposit	Recommended Cost Recovery %
SUPPORT TO PLANNING REVIEW										
S-013	Certificate of Compliance Review	Deposit		5.00	\$ 235	\$ 1,177	\$634	54%	\$ 1,000	85%
S-014	Development Plan Review-"Multi-Family	Deposit		10.00	\$ 235	\$ 2,354	\$1,793	76%	\$ 2,000	85%
S-015	Development Plan Review - Residential- Substantial	Deposit		10.00	\$ 235	\$ 2,354	\$813	35%	\$ 2,000	85%
S-021	Land Use Permit (Quarry)	Deposit		10.00	\$ 235	\$ 2,354	\$3,398	144%	\$ 2,000	85%
S-022	Land Use Permit (Quarry Reclamation Plan)	Deposit		10.00	\$ 235	\$ 2,354	\$2,579	110%	\$ 2,000	85%
S-029	Land Use Permit - Other	Deposit		10.00	\$ 235	\$ 2,354	\$1,333	57%	\$ 2,000	85%
S-039A	Planned Unit Development Final Development Plan - Review/New	Deposit		10.00	\$ 235	\$ 2,354	\$1,319	56%	\$ 2,000	85%
S-039B	Planned Unit Development Final Development Plan - Review/Non-Substantial Modification	Deposit		8.00	\$ 235	\$ 1,884	\$1,054	56%	\$ 1,500	80%
S-039C	Planned Unit Development Final Development Plan - Review/ Substantial Modification	Deposit		10.00	\$ 235	\$ 2,354	\$938	40%	\$ 2,000	85%
S-040	Planned Unit Development Tentative Subdivision Map Review	Deposit		30.00	\$ 235	\$ 7,063	\$494	7%	\$ 6,000	85%
S-044	Zone Variance	Deposit		5.00	\$ 235	\$ 1,177	\$497	42%	\$ 1,000	85%
S-051A	Pre-application Review	Deposit		5.00	\$ 235	\$ 1,177	\$0	0%	\$ 1,000	85%
S-060C	COA Compliance Check for Building Permit Issuance	Deposit		5.00	\$ 235	\$ 1,177	\$195	17%	\$ 1,000	85%
S-060K	Wireless Facility Access Permit	Deposit		10.00	\$ 235	\$ 2,354	\$120	5%	\$ 2,000	85%
S-060L	Wireless Facility Minor Alteration Permit	Deposit		5.00	\$ 235	\$ 1,177	\$0	0%	\$ 1,000	85%
new	Other Planning Applications Requiring Public Works Department Review and Comment	Deposit		5.00	\$ 235	\$ 1,177	\$494	42%	\$ 1,000	85%
new	Right of Entry Permit for Iron Horse Corridor									
	Small	Flat		2.00	\$ 235	\$ 471	\$135	29%	\$ 300	64%
	Large	Deposit		5.00	\$ 235	\$ 1,177	\$300	25%	\$ 1,000	85%
S-087C, S-083MT	SPECIAL TECHNICAL STUDIES AND/ OR LEGAL COUNSEL	Deposit	[4]							

Fee No.	Fee Name	Fee Unit	Notes	Activity Service Cost Analysis			Cost Recovery Analysis			
				Estimated Average Labor Time Per Activity (hours)	FBHR	Cost of Service Per Activity	Current Fee / Deposit	Existing Cost Recovery %	Recommended Fee Level / Deposit	Recommended Cost Recovery %

**[Notes]**

- [1] *Unpermitted inspection fee is double inspection and permit fee. Non-notification for inspection: \$100 plus time and materials.*
- [2] *Time and materials. One hour minimum. \$300 + \$1,000 initial deposit charged at time and materials.*
- [3] *Set by The State of California, Vehicle Code*
- [4] *Any project requiring special technical studies not listed above and/or special legal counsel shall pay costs directly in addition to County administrative and review fees*

## ***APPENDIX B. 1***

---

### ***Comparative Fee Survey – Planning***

					Comparative Agencies				
Fee No.	Fee Description	Notes	Current Fee		City of Richmond	City of Concord	City of Brentwood	Alameda County	Sonoma County
S-013	Certificate of Compliance Review/ Determination of Legal Lot		Deposit	\$ 2,000	\$2,614 Deposit	\$ 1,191	No Comparison	\$ 650	\$ 1,176
S-014, 015, 016	Development Plan Review								
	Residential								
	Substantial		Deposit	\$ 2,900	\$3,242 Deposit	\$1,500 Deposit	>5 units: \$6,600	Site Development Review - \$4,000 Deposit	Residential Level I: \$3,078 Deposit Residential Level II: \$5,177 Deposit
	Non-Substantial		Deposit	\$ 2,000			< 5 Units: \$500 / unit up to \$2,000 Deposit		
	Administrative						\$6,600 Deposit + Engineering fees of \$2,254 + \$1,000 per acre		
	Multi-Family		Deposit	\$ 6,000					Commercial: \$4,301 Deposit Commercial Level II: \$1,668 Deposit
	Commercial/ Office / Industrial		Deposit	\$ 6,000					
S-017	Time Extension (Administrative)		Flat	\$ 200	No Comparison	\$ 514	\$ 1,251	\$ 450	\$ 1,770
S-018	Time Extension (Public Hearing)		Flat	\$ 600	No Comparison				
S-019	General Plan Amendment Review		Deposit	\$ 5,000	\$16,968 Deposit	\$20,000 Deposit	\$5,800 Deposit	AT-COST/deposit to be determined	Level I: \$1,272 Level II: \$6,318 Deposit
S-019A	Specific Plan Amendment		Deposit	\$ 5,000	No Comparison	No Comparison			Level I: \$1,242 Level II: \$5,073 Deposit
S-019B	General Plan Amendment Feasibility Request		Flat	\$ 750	No Comparison	No Comparison	No Comparison	No Comparison	No Comparison
S-021	Land Use Permit (Quarry)		Deposit	\$ 5,600	\$ 4,706	No Comparison	\$2,200 Deposit	\$1,500 Deposit	\$9,661 Deposit
S-022	Land Use Permit (Quarry Reclamation Plan)		Deposit	\$ 1,780	\$ 4,706	No Comparison	\$2,200 Deposit	\$1,500 Deposit	\$7,761 Deposit
S-024	Land Use Permit (Family Member Mobile Home)		Deposit	\$ 750	\$ 4,706	No Comparison	\$2,000 Deposit	\$1,500 Deposit	\$957 Deposit
S-026	Land Use Permit (Home Occupation)		Deposit	\$ 500	\$ 4,706	No Comparison	\$2,000 Deposit	\$1,500 Deposit	\$957 Deposit
S-027A	Land Use Permit (Accessory Dwelling Unit )		Deposit	\$ 1,000	No Comparison	No Comparison	No Comparison	No Comparison	No Comparison
S-028A	Land Use Permit (Development Plan Combination)		Deposit	\$ 2,000	\$ 4,706	\$ 3,429	\$2,200 Deposit	\$1,500 Deposit	\$7,761 Deposit
S-028B	Land Use Permit (Development Plan Combination, Minor Revisions/Amendments)		Deposit	\$ 500	\$ 4,706	\$ 3,429	\$2,200 Deposit	\$1,500 Deposit	\$7,761 Deposit

Fee No.	Fee Description	Notes	Current Fee		Comparative Agencies				
					City of Richmond	City of Concord	City of Brentwood	Alameda County	Sonoma County
<b>S-023, 025, 027, 027B, 029</b>	Land Use Permit - Other		Deposit	\$ 2,700	\$ 4,706	No Comparison	\$2,200 Deposit	\$1,500 Deposit	\$3,039 Deposit
<b>S-029A</b>	Land Use Permit (Solid Waste Disposal Review)		Deposit	\$ 10,000	\$ 4,706	No Comparison	\$2,200 Deposit	\$1,500 Deposit	\$957 Deposit
<b>S-030</b>	Land Use Permit (Administrative Permit - Gas Well)		Deposit	\$ 570	\$ 4,706	No Comparison	\$2,200 Deposit	\$1,500 Deposit	\$957 Deposit
<b>S-031</b>	Land Use Permit (Gas Well Ordinance)		Deposit	\$ 2,060	\$ 4,706	No Comparison	\$2,200 Deposit	\$1,500 Deposit	\$957 Deposit
<b>S-032</b>	Lot Line Adjustment Review		Deposit	\$ 500	\$4,262 Deposit	\$ 1,673	No Comparison	No Comparison	Minor: \$1,516 Major: \$1,694 + \$751 per lot (max 2 additional lots)
<b>S-033</b>	<b>Tentative Subdivision Map Review - Major</b>								
	5-30 Lots/Units		Deposit	\$ 8,728	5-25 Lots: \$13,920 26-100 Lots: \$17,172 101-200 Lots: \$21,032 201+ Lots: \$24,791 All Deposits	\$3,811 + \$238 per lot	\$3,071 + \$10 per lot	\$4,000 Deposit	\$6,876 Deposit
	31-100 Lots/Units		Deposit	\$ 17,788					
	101 or more Lots/Units		Deposit	\$ 18,200					
<b>S-033A</b>	Development Agreement		Deposit	\$ 1,000	\$3,242 Deposit	\$10,000 Deposit	\$4,200 Deposit	No Comparison	No Comparison
<b>S-033B</b>	Development Impact Fee Deferral			<del>\$ 500</del>	No Comparison	No Comparison	No Comparison	No Comparison	No Comparison
<b>S-034, 034A</b>	<b>Tentative Subdivision Map Review - Minor/Reversion to Acreage</b>								
	Below 5 Lots/Units		Deposit	\$ 4,800	0-4 Lots: \$9,855 Deposit	\$2,382 + \$238 per lot	\$1,782 + \$10 per lot	\$4,000 Deposit	\$4,145 + \$417 per lot
<b>S-035</b>	Condo Conversion Tentative Map		Deposit	\$ 7,156	No Comparison	No Comparison	\$2,200 Deposit	\$4,000 Deposit	No Comparison
	<del>1-30 lots/units</del>								
	<del>31-100 lots/units</del>								
	<del>101 or more lots/units</del>								
<b>S-036</b>	Lot Split		Deposit	\$ 2,000	No Comparison	No Comparison	No Comparison	No Comparison	No Comparison
<b>S-036A</b>	Undersized Lot Review								
	Initial		Flat	\$ 150	No Comparison	No Comparison	No Comparison	No Comparison	No Comparison
	Public Hearing Required		Deposit	\$ 500	No Comparison	No Comparison	No Comparison	No Comparison	No Comparison

Fee No.	Fee Description	Notes	Current Fee		Comparative Agencies				
					City of Richmond	City of Concord	City of Brentwood	Alameda County	Sonoma County
S-037	Planned Unit Development Rezoning Review - Residential								
	1-30 Units		Deposit	\$ 6,169					Level I: \$1,857
	31-100 Units		Deposit	\$ 14,313	\$16,968 Deposit	\$20,000 Deposit	\$4,900 Deposit	\$4,000 Deposit	Level II: \$5,498
	101 and up		Deposit	\$ 14,745					Deposit
S-038	Planned Unit Development Rezoning Review - Commercial/Industrial		Deposit	\$ 6,200	\$16,968 Deposit	\$20,000 Deposit	\$4,900 Deposit	\$4,000 Deposit	Level I: \$1,857 Level II: \$5,498 Deposit
S-039A	Planned Unit Development Final Development Plan - Review/New		Deposit	\$ 3,500	No Comparison		No Comparison	No Comparison	No Comparison
S-039B	Planned Unit Development Final Development Plan - Review/Non-Substantial Modification		Deposit	\$ 1,000	No Comparison	\$1,500 Deposit	No Comparison	No Comparison	\$ 2,110
S-039C	Planned Unit Development Final Development Plan - Review/ Substantial Modification		Deposit	\$ 3,000	No Comparison		No Comparison	No Comparison	\$ 2,897
S-040	Planned Unit Development Tentative Subdivision Map Review		Deposit	\$ 2,850	No Comparison	No Comparison	No Comparison	\$4,000 Deposit	No Comparison
S-041	Rezoning Review - Commercial/Industrial		Deposit	\$ 6,500	\$16,968 Deposit	\$20,000 Deposit	\$4,900 Deposit	\$4,000 Deposit	Level I: \$1,857 Level II: \$5,498 Deposit
S-042	Rezoning Review - Other		Deposit	\$ 2,500	\$16,968 Deposit	\$20,000 Deposit	\$4,900 Deposit	\$4,000 Deposit	Level I: \$1,857 Level II: \$5,498 Deposit
S-043	Police Services District Formation		Flat	\$ 800	No Comparison	No Comparison	No Comparison	No Comparison	No Comparison
S-044	Zone Variance		Deposit	\$ 1,000	Residential: \$2,614 Non-Residential: \$4,550	Residential: \$1,918 Flat Fee Non-Residential: \$3,000 Deposit	\$1,700 Deposit	\$1,500 Deposit	\$ 5,243

Fee No.	Fee Description	Notes	Current Fee		Comparative Agencies				
					City of Richmond	City of Concord	City of Brentwood	Alameda County	Sonoma County
S-045	Sign Review								
	Minor Modification		Flat	\$ 550	No Comparison	No Comparison	Administrative: \$278 Master Sign Program: \$2,600 Deposit Planning Commission Approval Permit: \$900 Deposit Temporary Permit Signs & Banners: No Charge	\$ 300	No Comparison
	Public Hearing		Deposit	Additional \$800 towards T&M	No Comparison	No Comparison			No Comparison
S-046	Request for Determination		Deposit	\$ 200	No Comparison	No Comparison	No Comparison	No Comparison	No Comparison
S-046A	Accelerated Review			<del>Non-Refundable deposit equal to 30% of amount of consultant contract plus time and materials</del>	No Comparison	No Comparison	No Comparison	No Comparison	No Comparison
S-047A, 047B, 047C, 047D, 048A, 048B, 048C, 048D	Zoning Administrator Appeal/ Appeal to the Board		Flat	\$ 125	\$340 or \$50 if approved by the corresponding Neighborhood Council	\$ 99	\$ 333	\$ 250	\$1,164 Deposit
S-047E	Planning Commission Agenda Mailing Service		Flat	\$ 25	No Comparison	No Comparison	No Comparison	No Comparison	No Comparison
S-048	Fish and Game								
	Posting Fee		Flat	\$ 50	Set by State				
	Administrative Fee		Flat	\$ 25					
S-049	Reconsideration Review		Flat	\$ 125	No Comparison	No Comparison	No Comparison	No Comparison	No Comparison



Fee No.	Fee Description	Notes	Current Fee		Comparative Agencies				
					City of Richmond	City of Concord	City of Brentwood	Alameda County	Sonoma County
S-049A	Condition of Approval Modification Review								
	Initial		Flat	\$ 500	No Comparison	No Comparison	No Comparison	\$1,500 Deposit	No Comparison
	Public Hearing		Deposit	\$ 1,000	No Comparison	No Comparison	No Comparison		No Comparison
S-049A	Modification of Official Document		Flat	\$ 250	No Comparison	No Comparison	No Comparison	No Comparison	No Comparison
S-050	Agricultural Preserve Rezoning Review		Deposit	\$ 1,000	\$16,968 Deposit	\$20,000 Deposit	\$4,900 Deposit	\$4,000 Deposit	Level I: \$1,857 Level II: \$5,498 Deposit
S-050A	Agricultural Preserve Contract		Deposit	\$ 500	No Comparison	No Comparison	No Comparison	No Comparison	No Comparison
S-051	Agricultural Preserve Cancellation Review		Deposit	\$ 5,400	No Comparison	No Comparison	No Comparison	No Comparison	No Comparison
S-051B	Agricultural Preserve Non-Renewal Notice		Deposit	\$ 300	No Comparison	No Comparison	No Comparison	No Comparison	No Comparison
S-051A	Preapplication Review								
	Minor Subdivision, Minor Land Use Permit, Development Permit (not more than one building)		Flat	\$ 500	No Comparison	No Comparison	No Comparison	Conditional Use Permit and Variance: \$125 Others: \$150	No Comparison
	Major Subdivision								
	Up to 100 lots		Flat	\$ 750	No Comparison	No Comparison	No Comparison		No Comparison
	101-250 lots		Flat	\$ 950	No Comparison	No Comparison	No Comparison		No Comparison
	Major Residential, Commercial or Industrial Development (more than one building)		Flat	\$ 1,000	No Comparison	No Comparison	No Comparison		No Comparison
S-051C	Annual Review of Quarry Reclamation		Flat	\$ 1,000	No Comparison	No Comparison	No Comparison	No Comparison	No Comparison
S-051D	Permit for Alteration or Removal of Protected Trees		Deposit	\$ 500	No Comparison	No Comparison	No Comparison	No Comparison	No Comparison
S-051F	Heritage Tree (appeal)		Deposit	\$ 50	No Comparison	No Comparison	No Comparison	No Comparison	No Comparison
S-051G	Heritage Tree (nomination)		Flat	\$ 100	No Comparison	\$ 1,372	No Comparison	No Comparison	No Comparison
S-051H	Heritage Tree (removal permit)		Deposit	\$ 1,000	No Comparison	\$1,500 Deposit	No Comparison	No Comparison	No Comparison
S-051J	Heritage Tree (encroachment permit)		Deposit	\$ 500	No Comparison	No Comparison	No Comparison	No Comparison	No Comparison
S-060B	Landscaping and Tree Protection Agreement		Deposit	\$ 100	No Comparison	No Comparison	\$ 1,435	No Comparison	No Comparison
S-052B	Notification List Services		Flat	<del>\$1.50 per address plus \$30</del>	No Comparison	No Comparison	No Comparison	No Comparison	No Comparison
S-053	Mitigation/ Condition of Approval Compliance Monitoring		Deposit	\$ 1,500	No Comparison	No Comparison	No Comparison	No Comparison	No Comparison

Fee No.	Fee Description	Notes	Current Fee		Comparative Agencies				
					City of Richmond	City of Concord	City of Brentwood	Alameda County	Sonoma County
S-056	Hazardous Waste Application Review								
	Determination		Deposit	\$ 2,440	No Comparison	No Comparison	No Comparison	No Comparison	No Comparison
	Monitoring 86/100		Deposit	\$ 2,900	No Comparison	No Comparison	No Comparison	No Comparison	No Comparison
	Mitigation Monitoring (non 86/100)		Flat	T&M	No Comparison	No Comparison	No Comparison	No Comparison	No Comparison
S-057	Environmental Impact Review		Deposit	Contract amount plus 30% administrative surcharge	30% of total contract cost	\$1,500 Deposit + 20% Admin Fee	Consultant cost + 25% for City Admin.	Included in Fee or Cost	Level I: \$3,118 Level II: \$4,595 Deposit Level III: \$5,519 Deposit
S-059	County Water Agency Wetland Review		Deposit	\$ 500	No Comparison	No Comparison	No Comparison	No Comparison	No Comparison
S-060	Records Information Research								
	Retrieval/research fee		Flat	\$60 per hour, \$15 minimum	No Comparison	No Comparison	No Comparison	No Comparison	No Comparison
	Documents requested to be certified								
	First Page		Flat	\$ 4.50	No Comparison	No Comparison	No Comparison	No Comparison	No Comparison
	Additional Pages		Per page	\$ 1	No Comparison	No Comparison	No Comparison	No Comparison	No Comparison
S-060A	Geologic Review								
	Major Subdivision		Deposit	\$ 750	No Comparison	No Comparison	No Comparison	No Comparison	No Comparison
	Minor Subdivision		Deposit	\$ 1,500	No Comparison	No Comparison	No Comparison	No Comparison	No Comparison
	Others			Based on estimated contract amount	No Comparison	No Comparison	No Comparison	No Comparison	No Comparison
S-060C	COA Compliance Check for Building Permit Issuance								
	Minor Developments		Deposit	\$ 500	No Comparison	No Comparison	No Comparison	No Comparison	No Comparison
	Major Developments		Deposit	\$ 1,000	No Comparison	No Comparison	No Comparison	No Comparison	No Comparison
<del>S-060D</del>	<del>Liquor License Site Determination</del>		<del>Flat</del>	<del>\$ 525</del>	No Comparison	No Comparison	No Comparison	No Comparison	No Comparison
S-060E	Gun Ordinance Annual License		Flat	\$ 250	No Comparison	No Comparison	No Comparison	No Comparison	No Comparison
S-060E	Deemed Approved Annual Fee		Annual	\$ 400	No Comparison	No Comparison	No Comparison	No Comparison	No Comparison
S-060G	Subpoena Services								
	Evidence Reproduction		Hourly	\$ 60	No Comparison	No Comparison	No Comparison	No Comparison	No Comparison
	Witness Summons		Deposit	\$ 150	No Comparison	No Comparison	No Comparison	No Comparison	No Comparison
S-060H	Temporary Events		Deposit	\$ 150	No Comparison	No Comparison	No Comparison	No Comparison	No Comparison
S-060I	Home Occupation Permit (Admin.)		Flat	\$ 50	No Comparison	No Comparison	No Comparison	No Comparison	No Comparison
S-060J	Meteorological Tower Permit (Admin.)		Deposit	\$ 1,000	No Comparison	No Comparison	No Comparison	No Comparison	No Comparison

Fee No.	Fee Description	Notes	Current Fee		Comparative Agencies				
					City of Richmond	City of Concord	City of Brentwood	Alameda County	Sonoma County
S-060K	Wireless Facility Access Permit		Deposit	\$ 4,000	\$ 8,843	\$ 6,642	No Comparison	No Comparison	No Comparison
S-060L	Wireless Facility Minor Alteration Permit		Deposit	\$ 1,000	\$ 5,420	No Comparison	No Comparison	No Comparison	No Comparison
S-060M	Wireless Facility Collocation Permit		Deposit	\$ 1,000	No Comparison	No Comparison	No Comparison	No Comparison	No Comparison
S-063	<del>California Environmental Quality Act Review County Projects – Non EIR</del>			<del>T&amp;M</del>	No Comparison	No Comparison	No Comparison	No Comparison	No Comparison
S-064	<del>California Environmental Quality Act Review County Projects – EIR</del>			<del>T&amp;M</del>	No Comparison	No Comparison	No Comparison	No Comparison	No Comparison
S-065	Child Care Application Review			\$ 1,000	No Comparison	No Comparison	No Comparison	No Comparison	No Comparison

Notes

- [1] Source: "Richmond Master Fee Schedule July 2016.pdf"
- [2] Source: "Concord Master Fee Schedule May 2016.pdf"
- [3] Source: "Brentwood Planning Fee Schedule.pdf"
- [4] Source: "Alameda County\_Planning Fee Schedule.pdf"
- [5] Source: "Sonoma Fees-2016-5-Project-Review (Planning).pdf"

## ***APPENDIX B. 2***

---

### ***Comparative Fee Survey – Building***

Contra Costa County  
Building - User Fee Survey FY 2017-18  
Comparison of Charges for Fee Related Activities and Services

Appendix B. 2

					Comparative Agencies				
Fee No.	Fee Description	Current Fee		Notes	City of Richmond	City of Concord	City of Brentwood	Alameda County	Sonoma County
S-001 Permit Processing and Issuance Program									
A - Plan Review									
	\$0 - \$2,000	base fee @ \$2,000	\$ 48.75		\$ 260	\$ 65.33	N/A. City's fee structure not based on valuation.	\$ 138	\$ 89.75
\$	2,000	base fee @ \$2,000	\$ 48.75		\$ 260	\$ 65.33		\$ 138	\$ 90.74
	each additional \$1,000 or fraction thereof	each add'l \$1,000	\$ 8.94		\$ -	\$ 7.74		\$ -	\$ 17.57
\$	25,000	base fee @ \$25,000	\$ 254.31		\$ 586	\$ 243.25		\$ 412	\$ 494.98
	each additional \$1,000 or fraction thereof	each add'l \$1,000	\$ 6.44		\$ -	\$ 18.51		\$ -	\$ 12.67
\$	50,000	base fee @ \$50,000	\$ 415.19		\$ 1,437	\$ 706.12		\$ 589	\$ 811.92
	each additional \$1,000 or fraction thereof	each add'l \$1,000	\$ 4.47		\$ -	\$ 14.60		\$ 7	\$ 8.78
\$	100,000	base fee @ \$100,000	\$ 638.79		\$ 2,484	\$ 1,435.87		\$ 917	\$ 1,251.32
	each additional \$1,000 or fraction thereof	each add'l \$1,000	\$ 3.58		\$ -	\$ 10.66		\$ 5	\$ 7.04
\$	500,000	base fee @ \$500,000	\$ 2,068.79		\$ 3,818	\$ 5,699.00		\$ 2,905	\$ 4,067.64
	each additional \$1,000 or fraction thereof	each add'l \$1,000	\$ 3.04		\$ -	\$ 8.53	\$ 3	\$ 5.91	
\$	1,000,000	base fee @ \$1,000,000	\$ 3,589.79		\$ 6,821	\$ 9,962.13	\$ 4,385	\$ 7,026.44	
	each additional \$1,000 or fraction thereof	each add'l \$1,000	\$ 1.97		\$ 5	\$ 0.35	\$ 3	\$ 4.01	

Contra Costa County  
Building - User Fee Survey FY 2017-18  
Comparison of Charges for Fee Related Activities and Services

Appendix B. 2

					Comparative Agencies				
Fee No.	Fee Description	Current Fee		Notes	City of Richmond	City of Concord	City of Brentwood	Alameda County	Sonoma County
B - Permit Review and Processing									
	\$0 - \$2,000	base fee @ \$2,000	\$ 18.75		No Comparison	No Comparison	No Comparison	Permit Processing Fee: \$20 for any single permit; \$30 for any permit combo.	No Comparison
\$	2,000	base fee @ \$2,000	\$ 18.75						
	each additional \$1,000 or fraction thereof	each add'l \$1,000	\$ 3.44						
\$	25,000	base fee @ \$25,000	\$ 97.81						
	each additional \$1,000 or fraction thereof	each add'l \$1,000	\$ 2.48						
\$	50,000	base fee @ \$50,000	\$ 159.69						
	each additional \$1,000 or fraction thereof	each add'l \$1,000	\$ 1.72						
\$	100,000	base fee @ \$100,000	\$ 245.69						
	each additional \$1,000 or fraction thereof	each add'l \$1,000	\$ 1.38						
\$	500,000	base fee @ \$500,000	\$ 795.69						
	each additional \$1,000 or fraction thereof	each add'l \$1,000	\$ 1.17						
\$	1,000,000	base fee @ \$1,000,000	\$ 1,380.69						
	each additional \$1,000 or fraction thereof	each add'l \$1,000	\$ 0.76						
C - Additional Processing		Hourly	\$ -		No Comparison	No Comparison	No Comparison	No Comparison	No Comparison
D - Refinery and Chemical Plant Fee									
	1. Yearly Building/ Grading Permit		\$ -		No Comparison	No Comparison	No Comparison	No Comparison	No Comparison
	2. Individual Building/ Grading Permit		See B Building Permit Fee		No Comparison	No Comparison	No Comparison	No Comparison	No Comparison
	3. Yearly Electrical Permit		\$ -		No Comparison	No Comparison	No Comparison	No Comparison	No Comparison

Contra Costa County  
Building - User Fee Survey FY 2017-18  
Comparison of Charges for Fee Related Activities and Services

Appendix B. 2

					Comparative Agencies				
Fee No.	Fee Description	Current Fee		Notes	City of Richmond	City of Concord	City of Brentwood	Alameda County	Sonoma County
S-002 Construction Inspection Program									
A - Building Inspection									
	1. Building Permit								
	\$0 - \$2,000	base fee @ \$2,000	\$ 75.00		\$ 143	\$ 101.26	N/A. City's fee structure not based on valuation.	\$ 173	\$ 142.60
\$	2,001	base fee @ \$2,000	\$ 75.00		\$ 143	\$ 101.26		\$ 173	\$ 142.68
	each additional \$1,000 or fraction thereof	each add'l \$1,000	\$ 13.75		\$ -	\$ 11.51		\$ -	\$ 28.00
\$	25,000	base fee @ \$25,000	\$ 391.25		\$ 871	\$ 366.00		\$ 515	\$ 786.85
	each additional \$1,000 or fraction thereof	each add'l \$1,000	\$ 9.90		\$ -	\$ 14.64		\$ -	\$ 20.19
\$	50,000	base fee @ \$50,000	\$ 638.75		\$ 1,335	\$ 732.00		\$ 736.82	\$ 1,291.77
	each additional \$1,000 or fraction thereof	each add'l \$1,000	\$ 6.88		\$ -	\$ 19.72		\$ 8.20	\$ 13.98
\$	100,000	base fee @ \$100,000	\$ 982.75		\$ 2,640	\$ 1,717.76		\$ 1,146.66	\$ 1,991.17
	each additional \$1,000 or fraction thereof	each add'l \$1,000	\$ 5.50		\$ -	\$ 16.29		\$ 6.21	\$ 11.20
\$	500,000	base fee @ \$500,000	\$ 3,182.75		\$ 7,022	\$ 8,235.00		\$ 3,631.59	\$ 6,471.49
	each additional \$1,000 or fraction thereof	each add'l \$1,000	\$ 4.68		\$ -	\$ 17.20		\$ 3.70	\$ 9.49
\$	1,000,000	base fee @ \$1,000,000	\$ 5,522.75		\$ 10,503	\$ 16,836.00		\$ 5,481.59	\$ 10,787.59
	each additional \$1,000 or fraction thereof	each add'l \$1,000	\$ 3.03		\$ 5	\$ 1.23		\$ 3.70	\$ 6.03

Contra Costa County  
 Building - User Fee Survey FY 2017-18  
 Comparison of Charges for Fee Related Activities and Services

Appendix B. 2

Fee No.	Fee Description	Current Fee		Notes	Comparative Agencies				
					City of Richmond	City of Concord	City of Brentwood	Alameda County	Sonoma County
	2. Energy Compliance		25% of Building Permit and Plan review or processing fees.		\$0 - \$3000: \$274 \$3001 - \$25,000: \$310 \$25,001 - \$50,000: \$346 \$50,001 - \$100,000: \$390 \$100,001 - \$500,000: \$506 \$500,000 - \$1,000,000: \$723 >\$1,000,001: \$723 for the first million plus \$5 or each additional \$1,000 or fraction thereof.	No Comparison	\$97.56/building	12.5% of Building Permit Fees, \$140 minimum.	No Comparison
	3. Access Compliance		25% of Building Permit and Plan review or processing fees.		No Comparison	No Comparison	No Comparison	1% of Building Permit Fees, \$140 minimum.	\$ 293
<b>B - Earthquake Fee</b>									
	Residential		\$13 per each \$100,000 of building valuation		No Comparison	No Comparison	No Comparison	No Comparison	No Comparison
	Commercial		\$20 per each \$100,000 of building valuation		No Comparison	No Comparison	No Comparison	No Comparison	No Comparison



Contra Costa County  
Building - User Fee Survey FY 2017-18  
Comparison of Charges for Fee Related Activities and Services

Appendix B. 2

					Comparative Agencies				
Fee No.	Fee Description	Current Fee		Notes	City of Richmond	City of Concord	City of Brentwood	Alameda County	Sonoma County
C - Electrical Inspection Fees									
	1. New Dwelling		15% of Building Permit Fee		New Construction: \$0 - \$3000: \$30 \$3001 - \$25,000: \$38 \$25,001 - \$50,000: \$101 \$50,001 - \$100,000: \$213 \$100,001 - \$500,000: \$342 \$500,000 - \$1,000,000: \$1,753 >\$1,000,001: \$2,782 for 1st million plus \$5 or each add'l \$1,000 or fraction thereof.	\$0.00 to \$2,000 Flat Fee: \$91.50	\$0.0532/s.f.	20% of Building Permit Fees, \$140 minimum.	SFR: \$0.10/sq.ft MFR: \$0.07/sq.ft
						\$2,000.01 to \$25,000.00 Base Cost (for first \$2,000): \$91.50			
	2. Addition or alteration to dwelling unit		20% of Building Permit Fee, \$75 minimum			Each additional \$1,000 or fraction thereof: \$5.30	<500 s.f.: \$0.1469/s.f. >500 and <1,000 s.f.: \$0.1202		
						\$25,000.01 to \$50,000.00 Base Cost (for first \$25,000): \$213.50			
	3. New Commercial Building		25% of Building Permit Fee, \$75 minimum			Each additional \$1,000 or fraction thereof: \$5.27	\$0.0532/s.f.		
						\$50,000.01 to \$100,000.00 Base Cost (for first \$50,000): \$345.26 Each additional \$1,000 or fraction thereof: \$15.05			For other occupancies and alterations, additions and modifications to existing residential buildings, fee is based on electrical unit fixture count.

Fee No.	Fee Description	Current Fee		Notes	Comparative Agencies				
					City of Richmond	City of Concord	City of Brentwood	Alameda County	Sonoma County
4.	Shell Building		5% of Building Permit Fee, \$75 minimum		All Other: \$0 - \$3000: \$172 \$3001 - \$25,000: \$194 \$25,001 - \$50,000: \$318 \$50,001 - \$100,000: \$527 \$100,001 - \$500,000: \$728 \$500,000 - \$1,000,000: \$1,753 >\$1,000,001: \$2,289 for 1st million plus \$5 or each add'l \$1,000 or fraction thereof.	\$100,000.01 to \$500,000.00 Base Cost (for first \$100,000): \$1,098 Each additional \$1,000 or fraction thereof: \$6.56	No Comparison	20% of Building Permit Fees, \$140 minimum.	For other occupancies and alterations, additions and modifications to existing residential buildings, fee is based on electrical unit fixture count.
						\$500,000.01 to \$1,000,000.00 Base Cost (for first \$500,000): \$3,721 Each additional \$1,000 or fraction thereof: \$7.20	No Comparison		
5.	Commercial Alterations & Tenant Improvements		20% of Building Permit Fee, \$75 minimum			\$1,000,000.01 and up Base Cost (for first \$1,000,000): \$7,320 Each additional \$1,000 or fraction thereof: \$0.99	\$ 87		
6.	Electrical Permit	Flat	See 1. Building Permit Fee, \$75 minimum						\$79 minimum.

Contra Costa County  
 Building - User Fee Survey FY 2017-18  
 Comparison of Charges for Fee Related Activities and Services

Appendix B. 2

					Comparative Agencies						
Fee No.	Fee Description	Current Fee		Notes	City of Richmond	City of Concord	City of Brentwood	Alameda County	Sonoma County		
D - Mechanical Inspection Fees											
	1. New Dwelling		10% of Building Permit Fee		New Construction: \$0 - \$3000: \$15 \$3001 - \$25,000: \$32 \$25,001 - \$50,000: \$59 \$50,001 - \$100,000: \$158 \$100,001 - \$500,000: \$219 \$500,000 - \$1,000,000: \$1.279 >\$1,000,001: \$1,927 for 1st million plus \$5 or each add'l \$1,000 or fraction thereof.	Electrical, Mechanical, and Plumbing Fees are identical. See Electrical Fees.	\$0.0532/s.f.	18% of Building Permit Fees, \$140 minimum.	Residential: \$0.05/sq.ft		
	2. Addition or alteration to dwelling unit		15% of Building Permit Fee, \$75 minimum				No Comparison				
	3. New Commercial Building		15% of Building Permit Fee, \$75 minimum				\$0.0532/s.f.				
	4. Shell Building		5% of Building Permit Fee, \$75 minimum				No Comparison				
	5. Commercial Alterations & Tenant Improvements		10% of Building Permit Fee, \$75 minimum				No Comparison				
	6. Mechanical Permit	Flat	See 1. Building Permit Fee, \$75 minimum				\$ 87		\$79 minimum.		

Contra Costa County  
 Building - User Fee Survey FY 2017-18  
 Comparison of Charges for Fee Related Activities and Services

Appendix B. 2

					Comparative Agencies				
Fee No.	Fee Description	Current Fee		Notes	City of Richmond	City of Concord	City of Brentwood	Alameda County	Sonoma County
E - Plumbing Inspection Fees									
	1. New Dwelling		15% of Building Permit Fee		New Construction: \$0 - \$3000: \$30 \$3001 - \$25,000: \$32 \$25,001 - \$50,000: \$87	Electrical, Mechanical, and Plumbing Fees are identical. See Electrical Fees.	\$0.0532/s.f.	17% of Building Permit Fees, \$140 minimum.	Residential: \$0.14/sq.ft
	2. Addition or alteration to dwelling unit		20% of Building Permit Fee, \$75 minimum		\$50,001 - \$100,000: \$170 \$100,001 - \$500,000: \$286		No Comparison		For other occupancies and alterations, additions and modifications to existing residential buildings, fee is based on plumbing unit fixture count.
	3. New Commercial Building		20% of Building Permit Fee, \$75 minimum		\$500,000 - \$1,000,000: \$2,605 >\$1,000,001: \$3,399 for 1st million plus \$5 for each additional \$1,000.		\$0.0532/s.f.		
	4. Shell Building		5% of Building Permit Fee, \$75 minimum		\$0 - \$3000: \$166 \$3001 - \$25,000: \$174 \$25,001 - \$50,000: \$255		No Comparison		
	5. Commercial Alterations & Tenant Improvements		15% of Building Permit Fee, \$75 minimum		\$50,001 - \$100,000: \$403 \$100,001 - \$500,000: \$556		No Comparison		
	6. Plumbing Permit	Flat	See 1. Building Permit Fee, \$75 minimum		\$500,000 - \$1,000,000: \$2,847 >\$1,000,001: \$3,709 for 1st million plus \$5 for each additional \$1,000.		\$ 87		\$79 minimum.
F - Miscellaneous Fees									
	1. Reinspections								
	a. Building Permit w/ valuation < \$5,000	Per Trip	\$ 50.00		\$ 154	\$122 /hr.	Hourly Rate	\$140/hr., one hour minimum	\$146/hr., one hour minimum
	b. Building Permit w/ valuation > \$5,001	Per Trip	\$ 100.00						
	a. Electrical, Mechanical, Plumbing permits on Residential buildings.	Per Trip	\$ 50.00						
	a. Electrical, Mechanical, Plumbing permits on Non-Res buildings.	Per Trip	\$ 100.00						
	2. Owner-requested inspection of an existing building	Hourly	\$ 160.00		\$ 157	No Comparison	Hourly Rate	\$140/hr., one hour minimum	\$ 166
	3. Inspection for Change of Occupancy	Hourly	\$ -						
	4. Investigation of work without permit	Penalty	2x Permit fee; Min \$250		No Comparison	2x Permit fee	No Comparison	\$140/hr., one hour minimum	No Comparison

Contra Costa County  
Building - User Fee Survey FY 2017-18  
Comparison of Charges for Fee Related Activities and Services

Appendix B. 2

Fee No.	Fee Description	Current Fee		Notes	Comparative Agencies				
					City of Richmond	City of Concord	City of Brentwood	Alameda County	Sonoma County
	5. Abatement of Code Violations - Building/Zoning								
	Notice of Violation Issued	Penalty	2x Permit fee; Min \$250		No Comparison	No Comparison	No Comparison	No Comparison	No Comparison
	Reinspection (per trip)	Flat	\$ 100.00		No Comparison	No Comparison	No Comparison	No Comparison	No Comparison
	6. Renewal fee for an expired permit:								
	For Final Inspection		10% of current building valuation		No Comparison	No Comparison	1/2 of the fee in effect at the time of reissuance	\$140 per permit.	\$ 293
	For permits that have expired within one year after issuance date		50% of original fees		No Comparison	No Comparison			
	For permits that have expired more than 180 days after the last inspection occurred		Full fee is applicable		No Comparison	No Comparison			
<b>new fee</b>	7. After Hours Inspection Services	Hourly - Minimum X Hours	\$ 250.00		No Comparison	\$183 /hr.; \$366 minimum	Hourly Rate	\$210/hr., two hour minimum	\$146/hr., two hour minimum
<b>new</b>	8. Photovoltaic - Residential - Roof mount								
	a. Building Permit / Inspection, <15kW	per permit			\$ 500	Plan Review Fee: \$69.50 + 1.15787P Inspection Fee: \$112 + 6.1P  Where P = the power rating of the PV system overall in kilowatts.	Single Inverter: \$266.06  Additional Inverters: \$46.95	\$280 for the first system, \$140 for each additional system	\$ 500
	b. Building Permit / Inspection, >15kW	per kW							\$ 15
	c. Plan Check	per permit							No Comparison
	d. Electrical Review	per permit							No Comparison
<b>new</b>	9. Photovoltaic - Residential - Ground mount								
	a. Building Permit / Inspection, <50kW	per permit			Same as Roof Mount	Same as Roof Mount	Same as Roof Mount	Same as Roof Mount	<15KW: \$844
	b. Building Permit / Inspection, >50kW	per kW							>15KW: \$16 per KW
	c. Plan Review/Processing	per permit							No Comparison
	d. Electrical Review	per permit							No Comparison

Contra Costa County  
Building - User Fee Survey FY 2017-18  
Comparison of Charges for Fee Related Activities and Services

Appendix B. 2

Fee No.	Fee Description	Current Fee		Notes	Comparative Agencies				
					City of Richmond	City of Concord	City of Brentwood	Alameda County	Sonoma County
<b>new</b>	10. Photovoltaic - Commercial - Roof mount or Ground mount								
	a. Building Permit / Inspection, up to 100kW	per permit					1-15 KW: Single Inverter: \$266.06		Roof Mount: <50KW: \$1,000
	b. Building Permit / Inspection, 101kW - 250Kw	per permit					Additional Inverters: \$46.95		51-250KW: \$7 per KW above 50
	c. Building Permit / Inspection, 251 KW or greater	per permit							>250KW: \$2,400 + \$5 per KW above 250
	d. Plan Review/Processing, up to 100kW	per permit			\$ 1,903	Same as Residential	16-50 KW: \$400	Based on contract valuation	Ground Mount: <50KW: \$1,534
	e. Plan Review/Processing, 101kW - 250Kw	per permit					51-250 KW: \$400 + \$7/25KW + \$108.32		51-250KW: \$7 per KW above 50
	f. Plan Review/Processing, 251 KW or greater	per permit					>250KW: \$400 + \$5/50KW + \$216.64		>250KW: \$3,045 + \$5 per KW above 250
	g. Electrical Review - All project sizes	per permit							
<b>new</b>	11. Debris Recovery	per permit			No Comparison	No Comparison	No Comparison	No Comparison	No Comparison
	12. Canopies/Awnings								
	0-99 sq. ft.	Flat							
	100-400 sq. ft.	Flat			No Comparison	No Comparison	\$22 per sq. ft.	\$ 1,242	\$23.61/sq.ft.
	401+ sq. ft.	Flat							
	13. Mobile Homes	Flat			No Comparison	No Comparison	Hourly Rate	No Comparison	\$ 79
	14. Commercial Coaches	Flat			No Comparison	No Comparison	No Comparison	No Comparison	No Comparison
	15. Fences greater than 7 ft.								
	Chain link / Wood	Flat			No Comparison	No Comparison	\$6.50/sq.ft.	>6 feet: \$402 for first 100 linear feet; \$37 for each add'l 100 feet.	\$3/ linear ft.
	Masonry, concrete, or other materials	Flat					\$8/sq.ft.	>4 feet: \$767 for first 100 linear feet; \$73 for each add'l 100 feet.	
	16. Re-Roofs - Residential	Flat						\$1.80-\$6/sq.ft. depending on material	No Comparison
	17. Re-Roofs - Commercial	Flat			No Comparison	\$61 + 0.061 per sq.ft.	Hourly Rate		
	18. Energy Code Compliance Review for Miscellaneous Permits				\$ 467	No Comparison	\$ 98	12.5% of Building Permit Fees, \$140 minimum	No Comparison

Contra Costa County  
Building - User Fee Survey FY 2017-18  
Comparison of Charges for Fee Related Activities and Services

Appendix B. 2

Fee No.	Fee Description	Current Fee		Notes	Comparative Agencies				
					City of Richmond	City of Concord	City of Brentwood	Alameda County	Sonoma County
	<b>S-003 Grading Plan Check/Inspection</b>								
	Improvement Value:								
	\$ 100,000	Flat	\$ 5,000.00		Grading Plan Review fee, fixed portion, \$200: \$441	No Comparison	No Comparison	No Comparison	Grading Plan Check/ Inspection fees not based on valuation.
	each additional \$1,000 or fraction thereof	each add'l \$1,000	\$ 40.00						
	\$ 1,000,000	Flat	\$ 41,000.00						
	each additional \$1,000 or fraction thereof	each add'l \$1,000	\$ 30.00						
	Additional fee if:								
	Work goes over 1 year	Flat	1% of uncompleted work +\$100		No Comparison	No Comparison	No Comparison	No Comparison	No Comparison
	Work goes over 2 years	Flat	2% of uncompleted work +\$100		No Comparison	No Comparison	No Comparison	No Comparison	No Comparison
	<b>S-004 Building Demolition Review</b>	Flat							
	Permit Fee - Single Structure	Flat	\$ 100.00		No Comparison	No Comparison	No Comparison	\$140 per permit.	\$138 per building / structure
	Each Additional Structure	Flat	\$ 25.00		No Comparison	No Comparison	No Comparison		
	<b>S-005 Mobile Home Park Annual Inspection</b>	Flat	\$ 25.00						
	<b>S-006 Mobile Home Permit Inspection</b>	Flat	\$ 25.00						
	<b>S-007 Permanent Mobile Home Inspection</b>		See S-002		No Comparison	No Comparison	No Comparison	No Comparison	No Comparison
new fee	<b>Drainage Review</b>		See S-002						
	Plan Review	Flat	\$ -		No Comparison	No Comparison	No Comparison	\$140 for the first system, \$70 for each	No Comparison
	Inspection	Flat	\$ -		No Comparison	No Comparison	No Comparison		No Comparison
	<b>S-008 Complaint Investigation</b>		Part of 40% Surcharge on Building Permit Fees		No Comparison	No Comparison	No Comparison	No Comparison	No Comparison
	<b>S-009 Site Investigation</b>	Per investigation	\$ 200.00		No Comparison	No Comparison	No Comparison	No Comparison	No Comparison
	Per Investigation	Flat	\$ 200.00		No Comparison	No Comparison	No Comparison	No Comparison	No Comparison
	Travel outside of County	Hourly	varies		No Comparison	No Comparison	No Comparison	No Comparison	No Comparison
	<b>S-010 County Code Compliance</b>	Per report	\$ 200.00		No Comparison	No Comparison	No Comparison	No Comparison	No Comparison

Contra Costa County  
 Building - User Fee Survey FY 2017-18  
 Comparison of Charges for Fee Related Activities and Services

Appendix B. 2

Fee No.	Fee Description	Current Fee		Notes	Comparative Agencies				
					City of Richmond	City of Concord	City of Brentwood	Alameda County	Sonoma County
	<b>S-011 Records Information Research</b>								
	Retrieval/research fee:	Hourly	\$ 60.00		No Comparison	No Comparison	No Comparison	No Comparison	No Comparison
	Documents requested to be certified have an additional charge								
	First Page		\$ 4.50		No Comparison	No Comparison	No Comparison	No Comparison	No Comparison
	Additional Pages	Per page	\$ 1.00		No Comparison	No Comparison	No Comparison	No Comparison	No Comparison
	<b>S-012 Subpoena Services</b>								
	Evidence Reproduction	Hourly	\$ 60.00		No Comparison	No Comparison	No Comparison	No Comparison	No Comparison
	Witness Summons	Deposit	\$ 150.00		No Comparison	No Comparison	No Comparison	No Comparison	No Comparison

Notes

- [1] Source: "Richmond Master Fee Schedule July 2016.pdf"
- [2] Source: "Concord Master Fee Schedule May 2016.pdf"
- [3] Source: "16-17 CAP - Final for Website (Building Fees)"
- [4] Source: "Alameda County\_Building\_Service Fee Table - Schedule A" & "Alameda County\_Building\_Building Valuation Table - Schedule B"
- [5] Source: "Sonoma Fees-2016-1-Building"



## ***APPENDIX B. 3***

---

### ***Comparative Fee Survey – Land Development - Engineering***

Contra Costa County  
 PWD – Land Development – User Fee Study FY 2017-18  
 Comparison of Charges for Fee Related Activities and Services

Appendix B. 3

Fee No.	Fee Description	Current Fee		Notes	Comparative Agencies				
					City of Richmond	City of Concord	City of Brentwood	Alameda County	Sonoma County
S-068	Final Map Check (Major) per lot	Deposit Per Lot	\$ 1,500 25		No Comparison No Comparison	\$ 4,764 Varies	\$ 3,071 30	\$ 6,996	\$ 2,009
S-069	Parcel Map Check per lot	Deposit Per Lot	\$ 1,500 25		No Comparison No Comparison	\$ 3,573 Varies	\$ 3,071 30	\$ 6,996	\$ 2,009
S-070	Record of Survey Check	Deposit	\$ 500		No Comparison	No Comparison	No Comparison	No Comparison	No Comparison
S-072	Public Improvement Plan Check - Major (Subdivision)								
	\$25,000	base fee/ deposit @ \$25,000	\$ 1,500		\$ 8,000	\$ 238	\$ 625	Deposit \$1,000 - \$10,000. Actual Cost	Deposit \$650 - \$8,346. Actual Cost
	each additional \$1,000 or fraction thereof	each add'l \$1,000	\$ 80		\$ -	\$ 48	\$ 25		
	\$100,000	base fee/ deposit @ \$100,000	\$ 6,000		\$ 8,000	\$ 5,002	\$ 2,500		
	each additional \$1,000 or fraction thereof	each add'l \$1,000	\$ 20		\$ -	\$ 36	\$ 25		
	\$500,000	base fee/ deposit @ \$500,000	\$ 14,000		\$ 12,500	\$ 19,294	\$ 11,250		
	each additional \$1,000 or fraction thereof	each add'l \$1,000	\$ 20		\$ 25	\$ -	\$ 23		
	\$1,000,000	base fee/ deposit @ \$1,000,000	\$ 24,000		\$ 25,000	\$ 19,294	\$ 20,000		
	each additional \$1,000 or fraction thereof	each add'l \$1,000	\$ 20		\$ 25	\$ -	\$ 20		
	\$5,000,000	base fee/ deposit @ \$5,000,000	\$ 104,000		\$ 125,000	\$ 19,294	\$ 25,000		
	each additional \$1,000 or fraction thereof	each add'l \$1,000	\$ 20		\$ 25	\$ -	\$ 5		

Fee No.	Fee Description	Current Fee		Notes	Comparative Agencies				
					City of Richmond	City of Concord	City of Brentwood	Alameda County	Sonoma County
S-073	Public Improvement Plan Check - Minor (Parcel)								
	\$25,000	base fee/ deposit @ \$25,000	\$ 1,500		\$ 6,000		\$ 625		
	each additional \$1,000 or fraction thereof	each add'l \$1,000	\$ 80		\$ -		\$ 25		
	\$100,000	base fee/ deposit @ \$100,000	\$ 6,000		\$ 6,000		\$ 2,500		
	each additional \$1,000 or fraction thereof	each add'l \$1,000	\$ 20		\$ -		\$ 25		
	\$500,000	base fee/ deposit @ \$500,000	\$ 14,000		\$ 12,500	\$3,573 + Per Lot: Varies	\$ 11,250	Deposit \$1,000 - \$10,000. Actual Cost	Deposit \$650 - \$8,346. Actual Cost
	each additional \$1,000 or fraction thereof	each add'l \$1,000	\$ 20		\$ 25		\$ 23		
	\$1,000,000	base fee/ deposit @ \$1,000,000	\$ 24,000		\$ 25,000		\$ 20,000		
	each additional \$1,000 or fraction thereof	each add'l \$1,000	\$ 20		\$ 25		\$ 20		
	\$5,000,000	base fee/ deposit @ \$5,000,000	\$ 104,000		\$ 125,000		\$ 25,000		
	each additional \$1,000 or fraction thereof	each add'l \$1,000	\$ 20		\$ 25		\$ 5		

Contra Costa County  
 PWD – Land Development – User Fee Study FY 2017-18  
 Comparison of Charges for Fee Related Activities and Services

Appendix B. 3

Fee No.	Fee Description	Current Fee		Notes	Comparative Agencies				
					City of Richmond	City of Concord	City of Brentwood	Alameda County	Sonoma County
<b>S-074</b>	Public Improvement Plan Check - LUP								
	\$25,000	base fee/ deposit @ \$25,000	\$ 1,500		\$ 8,000	\$ 238	\$ 625	Deposit \$1,000 - \$10,000. Actual Cost	Deposit \$650 - \$8,346. Actual Cost
	each additional \$1,000 or fraction thereof	each add'l \$1,000	\$ 80		\$ -	\$ 48	\$ 25		
	\$100,000	base fee/ deposit @ \$100,000	\$ 6,000		\$ 8,000	\$ 5,002	\$ 2,500		
	each additional \$1,000 or fraction thereof	each add'l \$1,000	\$ 20		\$ -	\$ 36	\$ 25		
	\$500,000	base fee/ deposit @ \$500,000	\$ 14,000		\$ 12,500	\$ 19,294	\$ 11,250		
	each additional \$1,000 or fraction thereof	each add'l \$1,000	\$ 20		\$ 25	\$ -	\$ 23		
	\$1,000,000	base fee/ deposit @ \$1,000,000	\$ 24,000		\$ 25,000	\$ 19,294	\$ 20,000		
	each additional \$1,000 or fraction thereof	each add'l \$1,000	\$ 20		\$ 25	\$ -	\$ 20		
	\$5,000,000	base fee/ deposit @ \$5,000,000	\$ 104,000		\$ 125,000	\$ 19,294	\$ 25,000		
	each additional \$1,000 or fraction thereof	each add'l \$1,000	\$ 20		\$ 25	\$ -	\$ 5		

Contra Costa County  
PWD – Land Development – User Fee Study FY 2017-18  
Comparison of Charges for Fee Related Activities and Services

Appendix B. 3

Fee No.	Fee Description	Current Fee		Notes	Comparative Agencies				
					City of Richmond	City of Concord	City of Brentwood	Alameda County	Sonoma County
S-075	Public Improvement Plan Check - Development Plan								
	\$25,000	base fee/ deposit @ \$25,000	\$ 1,500		\$ 8,000	\$ 238	\$ 625		
	each additional \$1,000 or fraction thereof	each add'l \$1,000	\$ 80		\$ -	\$ 48	\$ 25		
	\$100,000	base fee/ deposit @ \$100,000	\$ 6,000		\$ 8,000	\$ 5,002	\$ 2,500		
	each additional \$1,000 or fraction thereof	each add'l \$1,000	\$ 20		\$ -	\$ 36	\$ 25		
	\$500,000	base fee/ deposit @ \$500,000	\$ 14,000		\$ 12,500	\$ 19,294	\$ 11,250	Deposit \$1,000 - \$10,000. Actual Cost	Deposit \$650 - \$8,346. Actual Cost
	each additional \$1,000 or fraction thereof	each add'l \$1,000	\$ 20		\$ 25	\$ -	\$ 23		
	\$1,000,000	base fee/ deposit @ \$1,000,000	\$ 24,000		\$ 25,000	\$ 19,294	\$ 20,000		
	each additional \$1,000 or fraction thereof	each add'l \$1,000	\$ 20		\$ 25	\$ -	\$ 20		
	\$5,000,000	base fee/ deposit @ \$5,000,000	\$ 104,000		\$ 125,000	\$ 19,294	\$ 25,000		
	each additional \$1,000 or fraction thereof	each add'l \$1,000	\$ 20		\$ 25	\$ -	\$ 5		
S-076	Drainage Review (No Improvement Plan)	Deposit	\$ 700		No Comparison	\$ 1,500	No Comparison	No Comparison	\$605 - \$1,617
S-076A	Condition of Approval Compliance Check (No Improvement Plan)	Deposit	\$ 1,000		No Comparison	\$ 958	No Comparison	No Comparison	\$ 2,675
S-076B	Improvement Agreement Extension								
	If documents signed and submitted 21 days before agreement expires	Flat	\$ 250		No Comparison	Minor: \$476 Major: \$1,162	No Comparison	No Comparison	No Comparison
	After 21 day deadline	Flat	\$ 400		No Comparison		No Comparison	No Comparison	No Comparison

Fee No.	Fee Description	Current Fee		Notes	Comparative Agencies				
					City of Richmond	City of Concord	City of Brentwood	Alameda County	Sonoma County
S-077	Public Improvement Inspection - Major (Subdivision)								
	\$25,000	base fee/ deposit @ \$25,000	\$ 1,500		\$ 7,000	\$ 302	\$ 1,250		
	each additional \$1,000 or fraction thereof	each add'l \$1,000	\$ 65		\$ -	\$ 60	\$ 50		
	\$100,000	base fee/ deposit @ \$100,000	\$ 3,500		\$ 7,000	\$ 6,350	\$ 5,000		
	each additional \$1,000 or fraction thereof	each add'l \$1,000	\$ 45		\$ -	\$ 45	\$ 45		
	\$500,000	base fee/ deposit @ \$500,000	\$ 21,500		\$ 15,000	\$ 24,493	\$ 22,000	Deposit \$1,000 - \$10,000. Actual Cost	Deposit \$650 - \$8,346. Actual Cost
	each additional \$1,000 or fraction thereof	each add'l \$1,000	\$ 45		\$ 30	\$ -	\$ 35		
	\$1,000,000	base fee/ deposit @ \$1,000,000	\$ 44,000		\$ 30,000	\$ 24,493	\$ 35,000		
	each additional \$1,000 or fraction thereof	each add'l \$1,000	\$ 45		\$ 30	\$ -	\$ 35		
	\$5,000,000	base fee/ deposit @ \$5,000,000	\$ 224,000		\$ 150,000	\$ 24,493	\$ 175,000		
	each additional \$1,000 or fraction thereof	each add'l \$1,000	\$ 45		\$ 30	\$ -	\$ 35		

Fee No.	Fee Description	Current Fee		Notes	Comparative Agencies				
					City of Richmond	City of Concord	City of Brentwood	Alameda County	Sonoma County
S-078	Public Improvement Inspection - Minor (Parcel)								
	\$25,000	base fee/ deposit @ \$25,000	\$ 1,500		\$ 3,000	\$ 302	\$ 1,250	Deposit \$1,000 - \$10,000. Actual Cost	Deposit \$650 - \$8,346. Actual Cost
	each additional \$1,000 or fraction thereof	each add'l \$1,000	\$ 65		\$ -	\$ 60	\$ 50		
	\$100,000	base fee/ deposit @ \$100,000	\$ 3,500		\$ 3,000	\$ 6,350	\$ 5,000		
	each additional \$1,000 or fraction thereof	each add'l \$1,000	\$ 45		\$ -	\$ 45	\$ 45		
	\$500,000	base fee/ deposit @ \$500,000	\$ 21,500		\$ 15,000	\$ 24,493	\$ 22,000		
	each additional \$1,000 or fraction thereof	each add'l \$1,000	\$ 45		\$ 30	\$ -	\$ 35		
	\$1,000,000	base fee/ deposit @ \$1,000,000	\$ 44,000		\$ 30,000	\$ 24,493	\$ 35,000		
	each additional \$1,000 or fraction thereof	each add'l \$1,000	\$ 45		\$ 30	\$ -	\$ 35		
	\$5,000,000	base fee/ deposit @ \$5,000,000	\$ 224,000		\$ 150,000	\$ 24,493	\$ 175,000		
	each additional \$1,000 or fraction thereof	each add'l \$1,000	\$ 45		\$ 30	\$ -	\$ 35		

Contra Costa County  
PWD – Land Development – User Fee Study FY 2017-18  
Comparison of Charges for Fee Related Activities and Services

Appendix B. 3

Fee No.	Fee Description	Current Fee		Notes	Comparative Agencies				
					City of Richmond	City of Concord	City of Brentwood	Alameda County	Sonoma County
S-079	Public Improvement Inspection - Land Use Permit								
	\$25,000	base fee/ deposit @ \$25,000	\$ 1,500		\$ 3,000	\$ 302	\$ 1,250		
	each additional \$1,000 or fraction thereof	each add'l \$1,000	\$ 65		\$ -	\$ 60	\$ 50		
	\$100,000	base fee/ deposit @ \$100,000	\$ 3,500		\$ 3,000	\$ 6,350	\$ 5,000		
	each additional \$1,000 or fraction thereof	each add'l \$1,000	\$ 45		\$ -	\$ 45	\$ 45		
	\$500,000	base fee/ deposit @ \$500,000	\$ 21,500		\$ 15,000	\$ 24,493	\$ 22,000	Deposit \$1,000 - \$10,000. Actual Cost	Deposit \$650 - \$8,346. Actual Cost
	each additional \$1,000 or fraction thereof	each add'l \$1,000	\$ 45		\$ 30	\$ -	\$ 35		
	\$1,000,000	base fee/ deposit @ \$1,000,000	\$ 44,000		\$ 30,000	\$ 24,493	\$ 35,000		
	each additional \$1,000 or fraction thereof	each add'l \$1,000	\$ 45		\$ 30	\$ -	\$ 35		
	\$5,000,000	base fee/ deposit @ \$5,000,000	\$ 224,000		\$ 150,000	\$ 24,493	\$ 175,000		
	each additional \$1,000 or fraction thereof	each add'l \$1,000	\$ 45		\$ 30	\$ -	\$ 35		



Fee No.	Fee Description	Current Fee		Notes	Comparative Agencies				
					City of Richmond	City of Concord	City of Brentwood	Alameda County	Sonoma County
S-080A	Public Improvement Inspection - Development Plan								
	\$25,000	base fee/ deposit @ \$25,000	\$ 1,500		\$ 3,000	\$ 302	\$ 1,250		
	each additional \$1,000 or fraction thereof	each add'l \$1,000	\$ 65		\$ -	\$ 60	\$ 50		
	\$100,000	base fee/ deposit @ \$100,000	\$ 3,500		\$ 3,000	\$ 6,350	\$ 5,000		
	each additional \$1,000 or fraction thereof	each add'l \$1,000	\$ 45		\$ -	\$ 45	\$ 45		
	\$500,000	base fee/ deposit @ \$500,000	\$ 21,500		\$ 15,000	\$ 24,493	\$ 22,000	Deposit \$1,000 - \$10,000. Actual Cost	Deposit \$650 - \$8,346. Actual Cost
	each additional \$1,000 or fraction thereof	each add'l \$1,000	\$ 45		\$ 30	\$ -	\$ 35		
	\$1,000,000	base fee/ deposit @ \$1,000,000	\$ 44,000		\$ 30,000	\$ 24,493	\$ 35,000		
	each additional \$1,000 or fraction thereof	each add'l \$1,000	\$ 45		\$ 30	\$ -	\$ 35		
	\$5,000,000	base fee/ deposit @ \$5,000,000	\$ 224,000		\$ 150,000	\$ 24,493	\$ 175,000		
	each additional \$1,000 or fraction thereof	each add'l \$1,000	\$ 45		\$ 30	\$ -	\$ 35		

Contra Costa County  
PWD – Land Development – User Fee Study FY 2017-18  
Comparison of Charges for Fee Related Activities and Services

Appendix B. 3

Fee No.	Fee Description	Current Fee		Notes	Comparative Agencies				
					City of Richmond	City of Concord	City of Brentwood	Alameda County	Sonoma County
<b>S-081C</b>	Public Improvement Plan Review - Landscaping								
	\$25,000	base fee/ deposit @ \$25,000	\$ 1,000		\$ 3,000	\$ 302	\$ 1,250	Deposit \$1,000 - \$10,000. Actual Cost	Deposit \$650 - \$8,346. Actual Cost
	each additional \$1,000 or fraction thereof	each add'l \$1,000	\$ 20		\$ -	\$ 60	\$ 50		
	\$100,000	base fee/ deposit @ \$100,000	\$ 2,500		\$ 3,000	\$ 6,350	\$ 5,000		
	each additional \$1,000 or fraction thereof	each add'l \$1,000	\$ 20		\$ -	\$ 45	\$ 45		
	\$500,000	base fee/ deposit @ \$500,000	\$ 10,500		\$ 15,000	\$ 24,493	\$ 22,000		
	each additional \$1,000 or fraction thereof	each add'l \$1,000	\$ 20		\$ 30	\$ -	\$ 35		
	\$1,000,000	base fee/ deposit @ \$1,000,000	\$ 20,500		\$ 30,000	\$ 24,493	\$ 35,000		
	each additional \$1,000 or fraction thereof	each add'l \$1,000	\$ 20		\$ 30	\$ -	\$ 35		
	\$5,000,000	base fee/ deposit @ \$5,000,000	\$ 100,500		\$ 150,000	\$ 24,493	\$ 175,000		
	each additional \$1,000 or fraction thereof	each add'l \$1,000	\$ 20		\$ 30	\$ -	\$ 35		
<b>S-081D</b>	Subdivision Monument Check								
	1-2 Monuments	Flat	\$ 500		No Comparison	\$264/each	No Comparison	No Comparison	No Comparison
	3-5 Monuments	Flat	\$ 750						
	6-9 Monuments (per monument)	Flat	\$ 125						
	10 or more monuments (per monument)	Flat	\$ 120						
<b>S-081E</b>	Application Review - Encroachment Permit (small) (driveway, sidewalk repairs, small retaining walls, sewer laterals or water service by property owners, etc.)	Flat	\$ 35		\$770 minimum deposit	\$ 238	No Comparison	No Comparison	No Comparison
<b>S-081F</b>	Application Review - Encroachment Permit (large)	Deposit	\$ 300						
<b>S-081G</b>	Application Review - Encroachment Permit (utilities)	Hourly	T&M						

Contra Costa County  
PWD – Land Development – User Fee Study FY 2017-18  
Comparison of Charges for Fee Related Activities and Services

Appendix B. 3

Fee No.	Fee Description	Current Fee		Notes	Comparative Agencies				
					City of Richmond	City of Concord	City of Brentwood	Alameda County	Sonoma County
<b>S-082B</b>	Public Improvement Inspection - Landscaping								
	\$25,000	base fee/ deposit @ \$25,000	\$ 2,500		\$ 3,000	\$ 302	\$ 1,250		
	each additional \$1,000 or fraction thereof	each add'l \$1,000	\$ 80		\$ -	\$ 60	\$ 50		
	\$100,000	base fee/ deposit @ \$100,000	\$ 8,500		\$ 3,000	\$ 6,350	\$ 5,000		
	each additional \$1,000 or fraction thereof	each add'l \$1,000	\$ 80		\$ -	\$ 45	\$ 45		
	\$500,000	base fee/ deposit @ \$500,000	\$ 40,500		\$ 15,000	\$ 24,493	\$ 22,000	Deposit \$1,000 - \$10,000. Actual Cost	Deposit \$650 - \$8,346. Actual Cost
	each additional \$1,000 or fraction thereof	each add'l \$1,000	\$ 80		\$ 30	\$ -	\$ 35		
	\$1,000,000	base fee/ deposit @ \$1,000,000	\$ 80,500		\$ 30,000	\$ 24,493	\$ 35,000		
	each additional \$1,000 or fraction thereof	each add'l \$1,000	\$ 80		\$ 30	\$ -	\$ 35		
	\$5,000,000	base fee/ deposit @ \$5,000,000	\$ 400,500		\$ 150,000	\$ 24,493	\$ 175,000		
	each additional \$1,000 or fraction thereof	each add'l \$1,000	\$ 80		\$ 30	\$ -	\$ 35		
<b>S-082C</b>	Encroachment Permit Inspection (small) (driveways, sidewalk repairs, small retaining walls, etc.)	Flat	\$ 100		No Comparison	<400 s.f.: \$302 each add'l 200 s.f. or fraction thereof: \$76	Subdivision: \$146	\$1,000 Deposit, Actual Cost	\$ 206
<b>S-082D</b>	Encroachment Permit Inspection (large) (If engineering plans required for street excavation)	Deposit	\$ 300		No Comparison		General: \$72	\$ 255	\$ 400
<b>S-082E</b>	Encroachment Permit Inspection (Utilities)	Deposit	\$ 300		No Comparison	No Comparison	>\$10,000: \$390 <\$10,000: \$144	No Comparison	No Comparison

Contra Costa County  
PWD – Land Development – User Fee Study FY 2017-18  
Comparison of Charges for Fee Related Activities and Services

Appendix B. 3

Fee No.	Fee Description	Current Fee		Notes	Comparative Agencies				
					City of Richmond	City of Concord	City of Brentwood	Alameda County	Sonoma County
<b>S-083</b>	Flood Control District Encroachment								
	Construction Permit Review	Deposit	\$ 400		No Comparison	\$ 609		No Comparison	No Comparison
	Inspections	Deposit							
	\$25,000	base fee/ deposit @ \$25,000	\$ 2,500						
	each additional \$1,000 or fraction thereof	each add'l \$1,000	\$ 100						
	\$100,000	base fee/ deposit @ \$100,000	\$ 10,000						
	each additional \$1,000 or fraction thereof	each add'l \$1,000	\$ 100						
	\$500,000	base fee/ deposit @ \$500,000	\$ 50,000		No Comparison	No Comparison	Same fees as CCC	No Comparison	No Comparison
	each additional \$1,000 or fraction thereof	each add'l \$1,000	\$ 100						
	\$1,000,000	base fee/ deposit @ \$1,000,000	\$ 100,000						
	each additional \$1,000 or fraction thereof	each add'l \$1,000	\$ 100						
	\$5,000,000	base fee/ deposit @ \$5,000,000	\$ 500,000						
	each additional \$1,000 or fraction thereof	each add'l \$1,000	\$ 100						
	Temporary Right of Entry	Deposit	\$ 400		No Comparison	No Comparison		No Comparison	No Comparison
	Non-inspection Notification for Permitted Work	Penalty	\$100 + Time and Materials		No Comparison	No Comparison	No Comparison	No Comparison	No Comparison
<b>S-084A</b>	Drainage Permit Application	Deposit	T&M against initial deposit		No Comparison	No Comparison	No Comparison	No Comparison	No Comparison
<b>S-084B</b>	Drainage Permit Inspection	Deposit	T&M against initial deposit		No Comparison	No Comparison	No Comparison	No Comparison	No Comparison
<b>S-085A</b>	Miscellaneous Road Permit Application (house move)	Deposit	\$ 500		No Comparison	No Comparison	No Comparison	No Comparison	No Comparison
<b>S-085B</b>	Miscellaneous Road Permit Application (house move inspection)	Deposit	\$ 500		No Comparison	No Comparison	No Comparison	No Comparison	No Comparison

Contra Costa County  
PWD – Land Development – User Fee Study FY 2017-18  
Comparison of Charges for Fee Related Activities and Services

Appendix B. 3

Fee No.	Fee Description	Current Fee		Notes	Comparative Agencies				
					City of Richmond	City of Concord	City of Brentwood	Alameda County	Sonoma County
S-085C	Miscellaneous Road Permit Application (extra-legal load)								
	Single Trip	Flat	\$ 16						
	Annual Permit	Flat	\$ 90		No Comparison	No Comparison	No Comparison	No Comparison	No Comparison
	Premium Billing Service (Annual)	Flat	\$ 100						
S-085D	Miscellaneous Road Permit Application (temporary road closure - construction)								
	For-profit applicant	Flat	\$ 300		No Comparison	No Comparison	No Comparison	No Comparison	No Comparison
	Not-for-profit applicant	Flat	\$ 35						
S-085E	Miscellaneous Road Permit Application (temporary road closure - special events)								
	For-profit applicant	Flat	\$ 300		No Comparison	No Comparison	No Comparison	No Comparison	No Comparison
	Not-for-profit applicant	Flat	\$ 35						
S-085F	Miscellaneous Road Permit Application ( per extension/modification)	Per Extension	\$ 125		No Comparison	No Comparison	No Comparison	No Comparison	No Comparison

Fee No.	Fee Description	Current Fee		Notes	Comparative Agencies				
					City of Richmond	City of Concord	City of Brentwood	Alameda County	Sonoma County
S-085G	Road Acceptance Plan Review		See S-072, S-073, S-074A, S-075. T&M						
	\$25,000	base fee/ deposit @ \$25,000	\$ 1,500		No Comparison	No Comparison	No Comparison	No Comparison	No Comparison
	each additional \$1,000 or fraction thereof	each add'l \$1,000	\$ 80						
	\$100,000	base fee/ deposit @ \$100,000	\$ 6,000						
	each additional \$1,000 or fraction thereof	each add'l \$1,000	\$ 20						
	\$500,000	base fee/ deposit @ \$500,000	\$ 14,000						
	each additional \$1,000 or fraction thereof	each add'l \$1,000	\$ 20						
	\$1,000,000	base fee/ deposit @ \$1,000,000	\$ 24,000						
	each additional \$1,000 or fraction thereof	each add'l \$1,000	\$ 20						
	\$5,000,000	base fee/ deposit @ \$5,000,000	\$ 104,000						
	each additional \$1,000 or fraction thereof	each add'l \$1,000	\$ 20						

Contra Costa County  
PWD – Land Development – User Fee Study FY 2017-18  
Comparison of Charges for Fee Related Activities and Services

Appendix B. 3

Fee No.	Fee Description	Current Fee		Notes	Comparative Agencies				
					City of Richmond	City of Concord	City of Brentwood	Alameda County	Sonoma County
S-085H	Road Acceptance Inspection		See S-077, S-078, S-080A. T&M						
	\$25,000	base fee/ deposit @ \$25,000	\$ 1,500		No Comparison	No Comparison	No Comparison	No Comparison	No Comparison
	each additional \$1,000 or fraction thereof	each add'l \$1,000	\$ 65						
	\$100,000	base fee/ deposit @ \$100,000	\$ 3,500						
	each additional \$1,000 or fraction thereof	each add'l \$1,000	\$ 45						
	\$500,000	base fee/ deposit @ \$500,000	\$ 21,500						
	each additional \$1,000 or fraction thereof	each add'l \$1,000	\$ 45						
	\$1,000,000	base fee/ deposit @ \$1,000,000	\$ 44,000						
	each additional \$1,000 or fraction thereof	each add'l \$1,000	\$ 45						
	\$5,000,000	base fee/ deposit @ \$5,000,000	\$ 224,000						
	each additional \$1,000 or fraction thereof	each add'l \$1,000	\$ 45						
S-086	Street Vacation Review								
	If an in-use area:	Deposit	\$ 1,700		\$ 888	\$ 1,429	No Comparison	Actual Cost, \$2,000 Deposit	No Comparison
	If an unused area:	Deposit	\$ 600						
	If map exists:	Deposit	\$ 1,000						
	If no map exists:	Deposit	\$ 2,700						
S-086A	Floodplain Management Compliance	Per Parcel	\$ 30		No Comparison	No Comparison	No Comparison	No Comparison	No Comparison

Contra Costa County  
PWD – Land Development – User Fee Study FY 2017-18  
Comparison of Charges for Fee Related Activities and Services

Appendix B. 3

Fee No.	Fee Description	Current Fee		Notes	Comparative Agencies				
					City of Richmond	City of Concord	City of Brentwood	Alameda County	Sonoma County
S-086B	Flood Zone/Base Flood Elevation Determination								
	Flood Zone Determination	Deposit	\$50 per lot, \$300 max for a group of adjacent lots. If site visit required: \$250 plus \$50 per lot		No Comparison	No Comparison	No Comparison	No Comparison	No Comparison
	Base Flood Elevation	Deposit	T&M + initial deposit determined by staff.		No Comparison	No Comparison	No Comparison	No Comparison	No Comparison
S-086C	Floodplain Management Permit Application								
	Application Fee	Flat	\$ 325		No Comparison	No Comparison	No Comparison	No Comparison	No Comparison
	Review Fee	Hourly	T&M						
S-086D	Floodplain Elevation Certification	Per Lot	\$ 200		No Comparison	No Comparison	No Comparison	No Comparison	No Comparison
S-086E	Floodplain Map Revision/Amendment								
	Floodplain Map Amendment	Flat	\$ 500		No Comparison	No Comparison	No Comparison	No Comparison	No Comparison
	Base map revision	Deposit	\$35 per lot						
S-088	Certificate of Correction	Deposit	\$ 500		\$ 777	\$ 1,191	\$ 145	No Comparison	No Comparison
S-088A	Adopt-a-Road	Flat	\$ 500		No Comparison	No Comparison	No Comparison	No Comparison	No Comparison
S-088B	Adopt-a-Park	Flat	\$ 250		No Comparison	No Comparison	No Comparison	No Comparison	No Comparison
S-088C	Road Name Change (public road)								
	First inspection		\$ 400		No Comparison	No Comparison	No Comparison	No Comparison	No Comparison
	Per inspection thereafter		\$ 50						
S-088D	Corner Record Check		Reference County Recorder Fee		No Comparison	No Comparison	No Comparison	No Comparison	No Comparison
S-088H	Amended Map Revision	Deposit	\$ 1,000		No Comparison	No Comparison	No Comparison	No Comparison	No Comparison
	Per lot for altered lots	Per Lot	\$ 25						



Contra Costa County  
PWD – Land Development – User Fee Study FY 2017-18  
Comparison of Charges for Fee Related Activities and Services

Appendix B. 3

					Comparative Agencies				
Fee No.	Fee Description	Current Fee		Notes	City of Richmond	City of Concord	City of Brentwood	Alameda County	Sonoma County
S-088I	Records Information Research/Survey Assistance								
	Retrieval/Research fee	Hourly	\$ 60		No Comparison	Actual Hours, per hour after first 30 minutes.	No Comparison	\$ 170	No Comparison
	Documents requested to be certified have an additional charge:								
	First page	Flat	\$ 5		No Comparison		No Comparison		No Comparison
	Add'l Pages	per page	\$ 1						
S-088L	Computer Map and Data Requests	Hourly	T&M		No Comparison	No Comparison	No Comparison	No Comparison	No Comparison
	Accelerated Review		50% surcharge		No Comparison	No Comparison	No Comparison	No Comparison	No Comparison

Notes

- [1] Source: "Richmond Master Fee Schedule July 2016.pdf"
- [2] Source: "Concord Master Fee Schedule May 2016.pdf"
- [3] Source "Brentwood PW Engineering Fees revised 9-1-2016.pdf"
- [4] County\_Building\_Building Valuation Table - Schedule B"
- [5] "Fees-2016-7-PRMD-Services.pdf"

Jun-19

## FY 2018-19 Lot Fee Cost Summary

Job Classification	Sal + Ben Hourly Rate	Per Minute Rate	Staff Minutes Per Lot	Staff Cost Per Lot
Drafting Services Coordinator	\$ 71.00	\$ 1.18	5	\$ 5.90
Computer Aided Drafting Operator	\$ 57.00	\$ 0.95	45	\$ 42.75
Clerk-Senior Level	\$ 48.00	\$ 0.80	15	\$ 12.00

Total Cost Per Lot = \$ 60.65

## Lot Fee Cost Detail

Job Classification	Annual Sal + Ben		Hourly Rate
Drafting Services Coordinator	147,256	/ 2080 hours =	71
Computer Aided Drafting Operator	119,128	/ 2080 hours =	57
Clerk-Senior Level	99,798	/ 2080 hours =	48



**CONTRA COSTA COUNTY  
DEPARTMENT OF CONSERVATION AND DEVELOPMENT  
COMMUNITY DEVELOPMENT DIVISION  
30 MUIR ROAD  
Martinez, CA 94553  
Telephone: (925) 674-7888**

---

TO: Jason Crapo, Deputy Director of County Building Division

FROM: Historical Landmarks Advisory Committee (HLAC)  
By: HLAC staff Dominique Vogelpohl

DATE: August 26, 2019

SUBJECT: **Application Fees for Nomination to the County Historic Resources Inventory (HRI)**

---

The Historical Landmarks Advisory Committee (HLAC) believes that the current and proposed fees of \$1,000 deposit and time + materials required to submit and process applications to nominate potential historical and cultural resources to the County's Historic Resources Inventory (HRI) are a deterrent to public participation in the program.

The HLAC voted at their meeting held on August 8, 2019 to make a formal recommendation to the Board of Supervisors to reduce these fees to encourage organizations or individuals to nominate potential resources to be designated to the HRI.

Sincerely,

A handwritten signature in blue ink, appearing to be "D. Vogelpohl", is written over the typed name.

HLAC staff  
Dominique Vogelpohl

# Contra Costa County

## Land Development Fee Study for Departments of Public Works and Conservation and Development



***Final Report Presentation***  
**Board of Supervisors**  
**July 23, 2019**

# Project Overview

Define full cost recovery potential of individually-based services

1

Understand  
Full Cost of  
Providing  
Services

2

Set  
Municipal  
Fees  
Accordingly

# Project Scope

Departments  
/ Divisions  
Included:



**Conservation and Development  
– Planning**



**Public Works  
– Engineering**

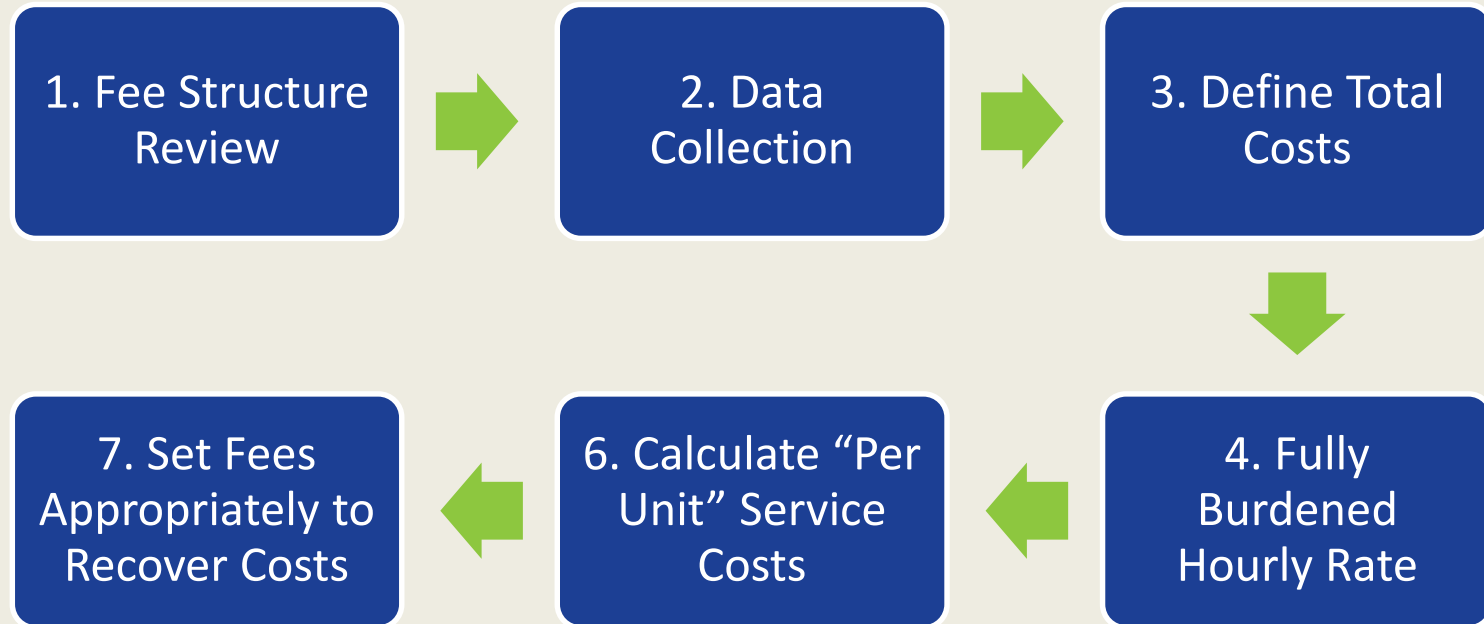


**Conservation and Development  
– Building**

# Key Issues Framing This Study

1	Comply with State Law
2	Estimate full and reasonable cost of providing services
3	Update fees and deposits to fairly and equitably recover costs
4	Establish fees based on current costs and services provided

# Project Approach





# Components of Costs to be Recovered

## Direct

- Salaries and benefits
- Services and supplies

## Indirect

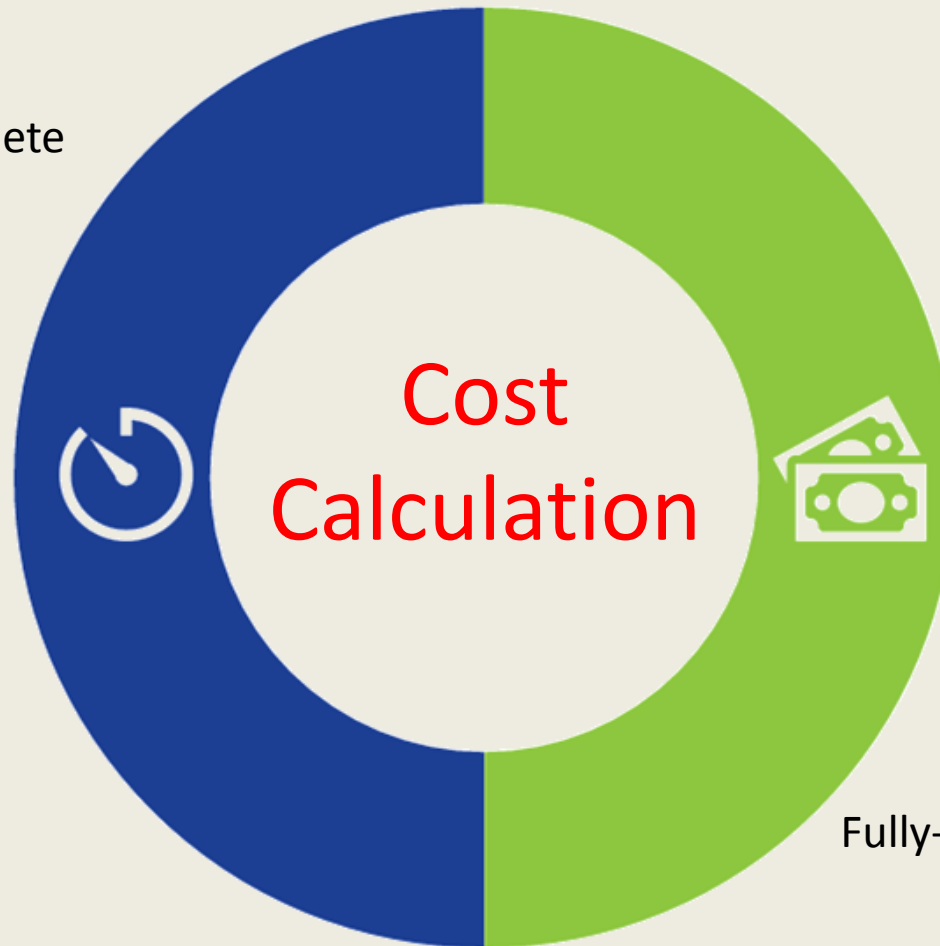
- Program, Division, Departmental and Agency Wide

## Support

- Review required from internal departments for approval

# Per Unit Cost Analysis

Time to Complete



Fully-Burdened Hourly Rate

# Understanding Results of Fee Analysis

Appendix A to the Final Report displays the results of the analysis for each Department:

- **Cost of Service per Activity** = fee amount at 100% cost recovery
- **Existing Cost Recovery %** - compares the full cost calculation to current fee/deposit
- **Recommended Fee Level/Deposit** = County staff's initial recommended fee/deposit amounts, at or below the Cost of Service per Activity

# Planning Permit Deposits

Planning Permit	Current Deposit	Cost of Service	Proposed Deposit
<i>Zone Variance</i>	<i>\$1,000.00</i>	<i>\$3,284.00</i>	<i>\$3,250.00</i>
Development Plan Review			
<i>Residential – Substantial</i>	<i>\$2,900.00</i>	<i>\$4,829.00</i>	<i>\$4,500.00</i>
Land Use Permit			
<i>Development Plan Combination</i>	<i>\$2,000.00</i>	<i>\$6,375.00</i>	<i>\$6,000.00</i>
Tentative Subdivision Map			
<i>Minor Subdivision</i>	<i>\$4,800.00</i>	<i>\$7,901.00</i>	<i>\$7,500.00</i>

# Planning Flat Fees

Planning Permit	Current Fee	Cost of Service	Proposed Fee
<i>Lot Line Adjustment</i>	<i>\$500.00</i>	<i>\$966.00</i>	<i>\$700.00</i>
<b>Pre-application Review</b>			
<i>Minor Subdivision, Land Use Permit, Development Permit</i>	<i>\$500.00</i>	<i>\$2,898.00</i>	<i>\$2,000.00</i>
<b>Undersized Lot ("Small Lot")</b>			
<i>Initial Review (No Public Hearing)</i>	<i>\$150.00</i>	<i>\$580.00</i>	<i>\$300.00</i>
<b>Zoning Administrator Appeal</b>			
<i>Appeal to Planning Commission</i>	<i>\$125.00</i>	<i>\$7,341.00</i>	<i>\$250.00</i>

# PWD Conditions of Compliance for Minor Subdivision

## 4-Lot Minor Subdivision with Estimated Improvements of \$100,000

Current Initial Deposit	
Parcel Map Check	\$1,600
Improvement Plan Check	\$7,000
Improvement Inspection	\$10,250
---	---
<b>Total</b>	<b>\$18,500</b>

Proposed Initial Deposit	
Parcel Map Check	\$3,000
Improvement Plan Check	\$10,000
Improvement Inspection	\$5,000
Stormwater Compliance (new)	\$5,000
<b>Total</b>	<b>\$23,000</b>

# PWD Encroachment Permits – Small & Large

## Small Encroachment Permit (driveway, sidewalk repair, etc.)

Small Encroachment Permit Current Fee (Flat Fee)	
Permit Application Review	\$35
Permit Inspection	\$100
<b>Total</b>	<b>\$135</b>

Small Encroachment Permit Proposed Fee (Flat Fee)	
Permit Application Review	\$50
Permit Inspection	\$250
<b>Total</b>	<b>\$300</b>

## Large Encroachment Permit (street excavation or engineering plan required)

Large Encroachment Permit Current Deposit (Time & Material)	
Permit Application Review*	\$300
Permit Inspection	\$1,000
<b>Total</b>	<b>\$1,300</b>

Large Encroachment Permit Proposed Deposit (Time & Material)	
Permit Application Review	\$900
Permit Inspection	\$1,000
<b>Total</b>	<b>\$1,900</b>

*\*Determined by staff. Minimum \$300 and minimum 1 hour.*

## Building Permit Fees for Residential Remodel Job Valuation Of \$120,000

### Fees Collected with Current Fee Schedule

Fee Description	Fee Collected
Building Fee	\$1,092.75
Plan Check Fee	\$710.29
Electrical Fee	\$218.55
Plumbing Fee	\$218.55
Mechanical Fee	\$163.91
Land Development Surcharge	\$961.62
<b>Total</b>	<b>\$3,365.67</b>

### Fees Collected with Proposed Fee Schedule

Fee Description	Fee Collected
Building Fee	\$1,106.20
Plan Check Fee	\$745.00
Electrical Fee	\$204.40
Plumbing Fee	\$204.40
Mechanical Fee	\$156.80
Land Development Surcharge	\$966.72
Debris Recovery Fee	\$172.00
<b>Total</b>	<b>\$3,555.52</b>

**Difference in Fee Collection is \$189.85**



## Building Permit Fees for New Single Family Residence Job Valuation of \$515,489.38

### Fees Collected with Current Fee Schedule

Fee Description	Fee Collected
Building Fee	\$3,257.63
Master Plan Fee	\$814.41
Energy Surcharge Fee	\$1,018.01
Electrical Fee	\$488.64
Plumbing Fee	\$488.64
Mechanical Fee	\$325.76
Land Development Surcharge	\$2,150.03
<b>Total</b>	<b>\$8,543.12</b>

### Fees Collected with Proposed Fee Schedule

Fee Description	Fee Collected
Building Fee	\$3,503.20
Master Plan Fee	\$493.84
Energy Surcharge Fee	\$1,056.08
Electrical Fee	\$348.68
Plumbing Fee	\$348.68
Mechanical Fee	\$348.68
Land Development Surcharge	\$2,017.23
Debris Recovery Fee	\$172.00
Drainage Plan Review > 2,500SF	\$500.00
<b>Total</b>	<b>\$8,788.39</b>

**Difference in Fee Collection is \$245.27**

## Building Permit Fees for New Commercial Building Job Valuation Of \$5,500,000.00

### Fees Collected with Current Fee Schedule

Fee Description	Fee Collected
Building Fee	\$19,157.75
Plan Check Fee	\$12,452.54
Access Compliance fee	\$7,902.57
Energy Surcharge Fee	\$7,902.57
Electrical Fee	\$4,789.44
Plumbing Fee	\$3,831.55
Mechanical Fee	\$2,873.66
Land Development Surcharge	\$17,241.98
<b>Total</b>	<b>\$76,152.06</b>

### Fees Collected with Proposed Fee Schedule

Fee Description	Fee Collected
Building Fee	\$9,479.00
Plan Check Fee	\$23,445.75
Access Compliance fee	\$6,826.00
Energy Surcharge Fee	\$4,739.00
Electrical Fee	\$2,530.00
Plumbing Fee	\$2,530.00
Mechanical Fee	\$2,530.00
Land Development Surcharge	\$16,205.90
Debris Recovery Fee	\$690.00
Drainage Plan Review > 10,000SF	\$1,000.00
<b>Total</b>	<b>\$69,975.65</b>

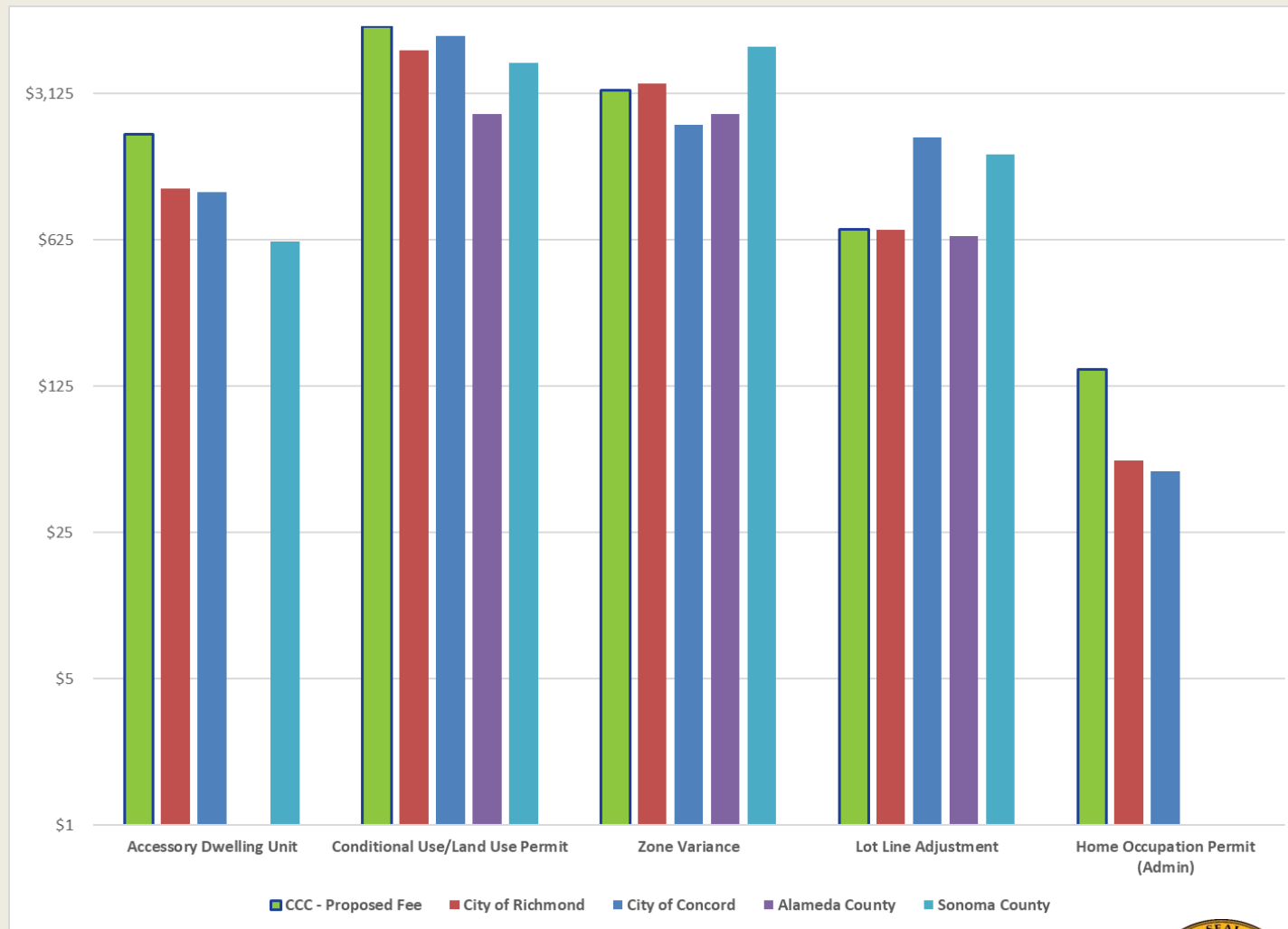
**Difference in Fee Collection is –\$6,176.41**

# Comparison Fee Survey

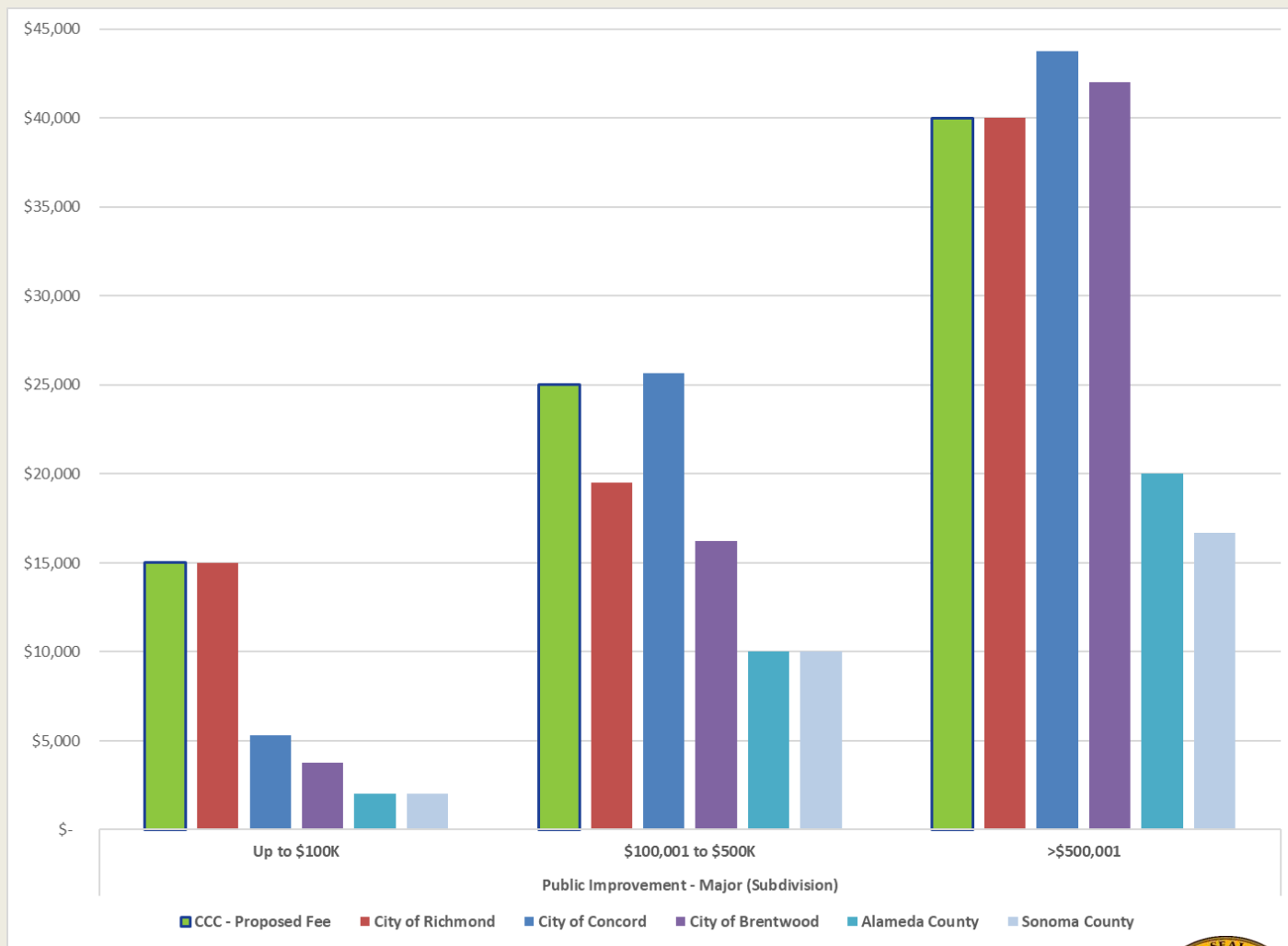
- Comparison Agencies: Cities of Brentwood, Concord, Richmond, and counties of Alameda and Sonoma
- Reasonable attempt to compare readily available information
- Caveats:
  - Differing cost recovery policies or procedures
  - Varied terminology for provision of similar services
  - Basis of fees and frequency of review differs among jurisdictions
- Finding: where direct comparisons are possible, the County's fees are within the range of similar fees charged by the comparison group of neighboring jurisdictions

# Comparison Fee Survey – Planning Results

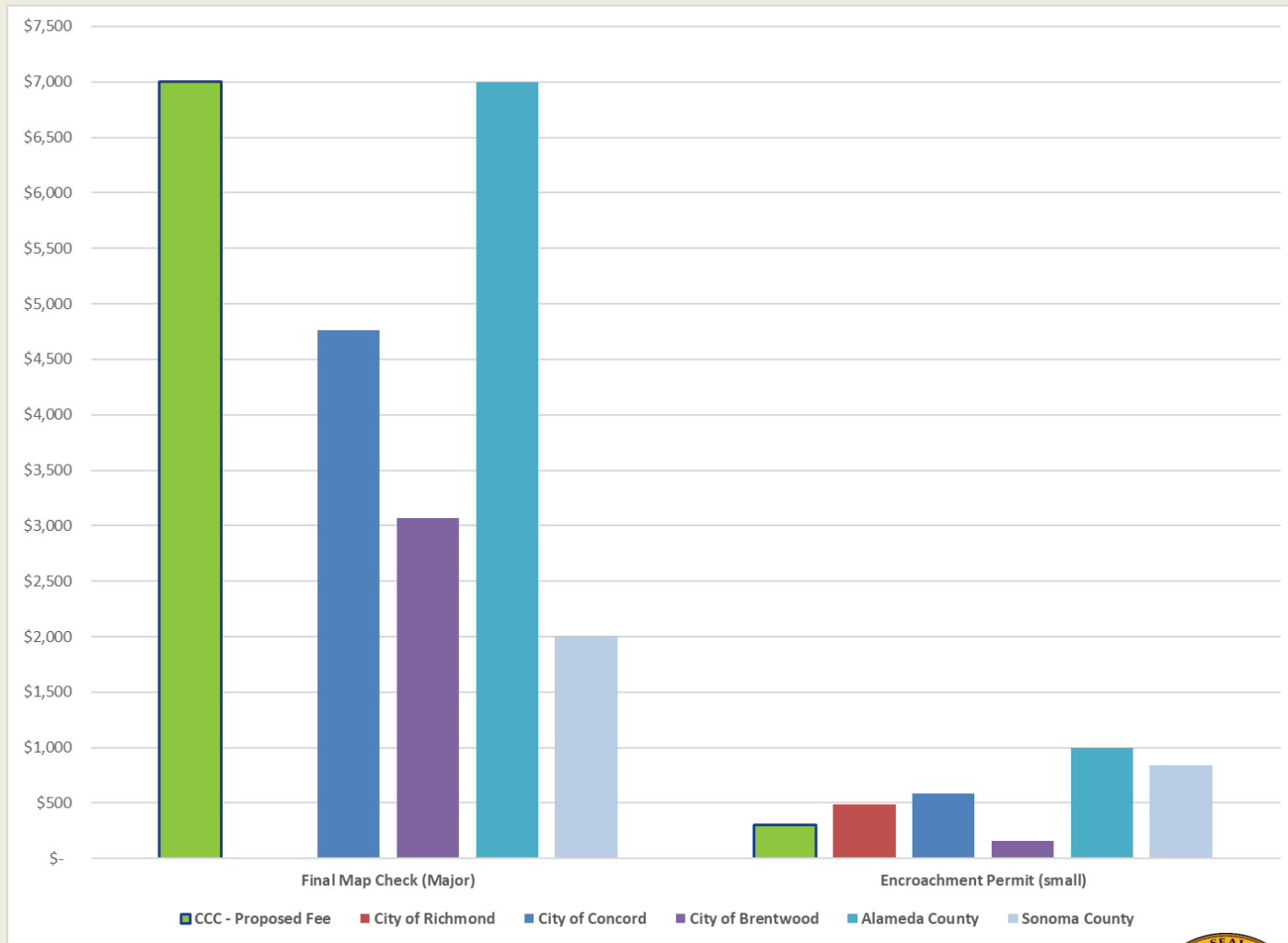
Note: Non-linear scale



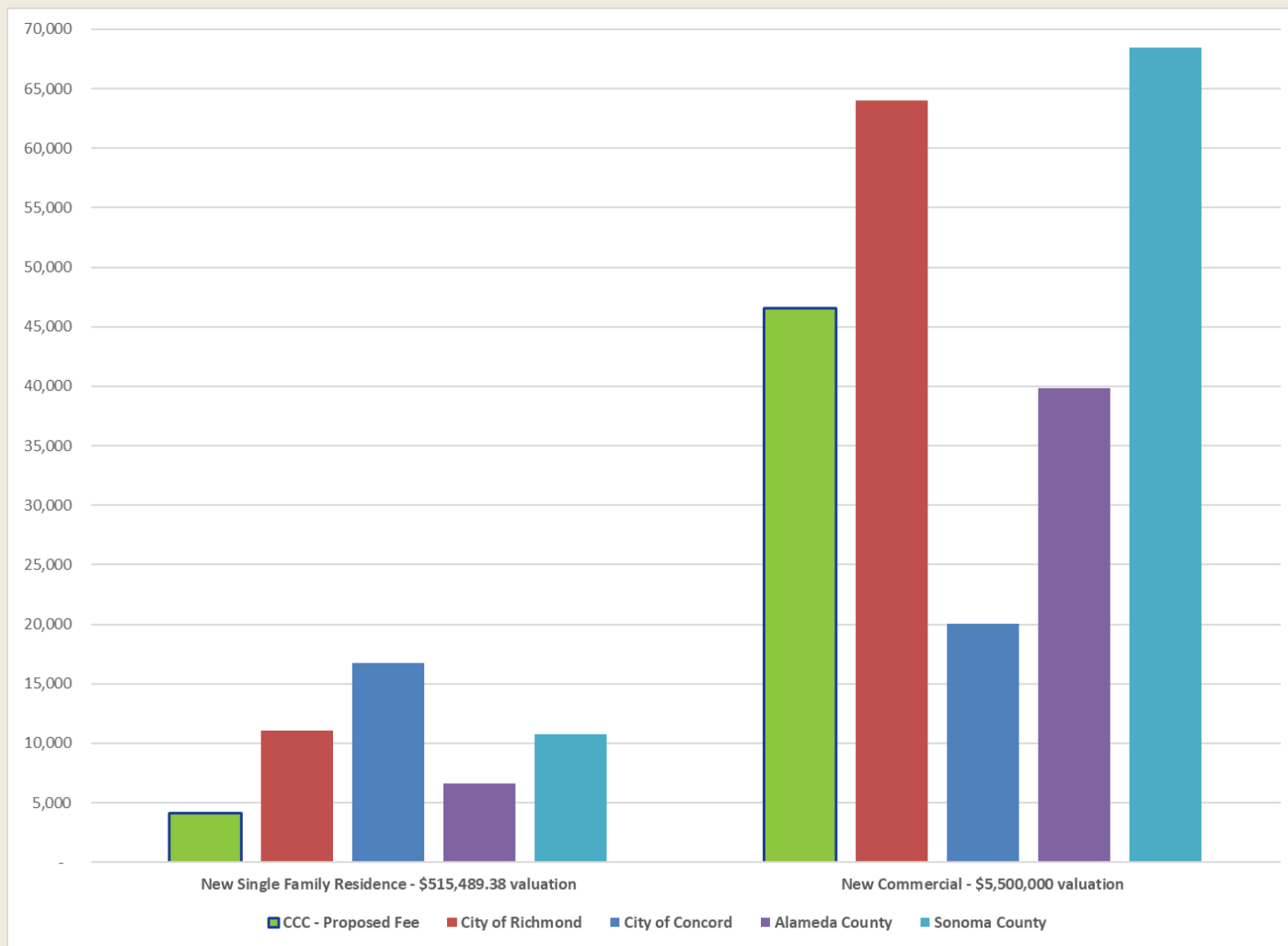
# Comparison Fee Survey – Engineering Results



# Comparison Fee Survey – Engineering Results



# Comparison Fee Survey – Building Results

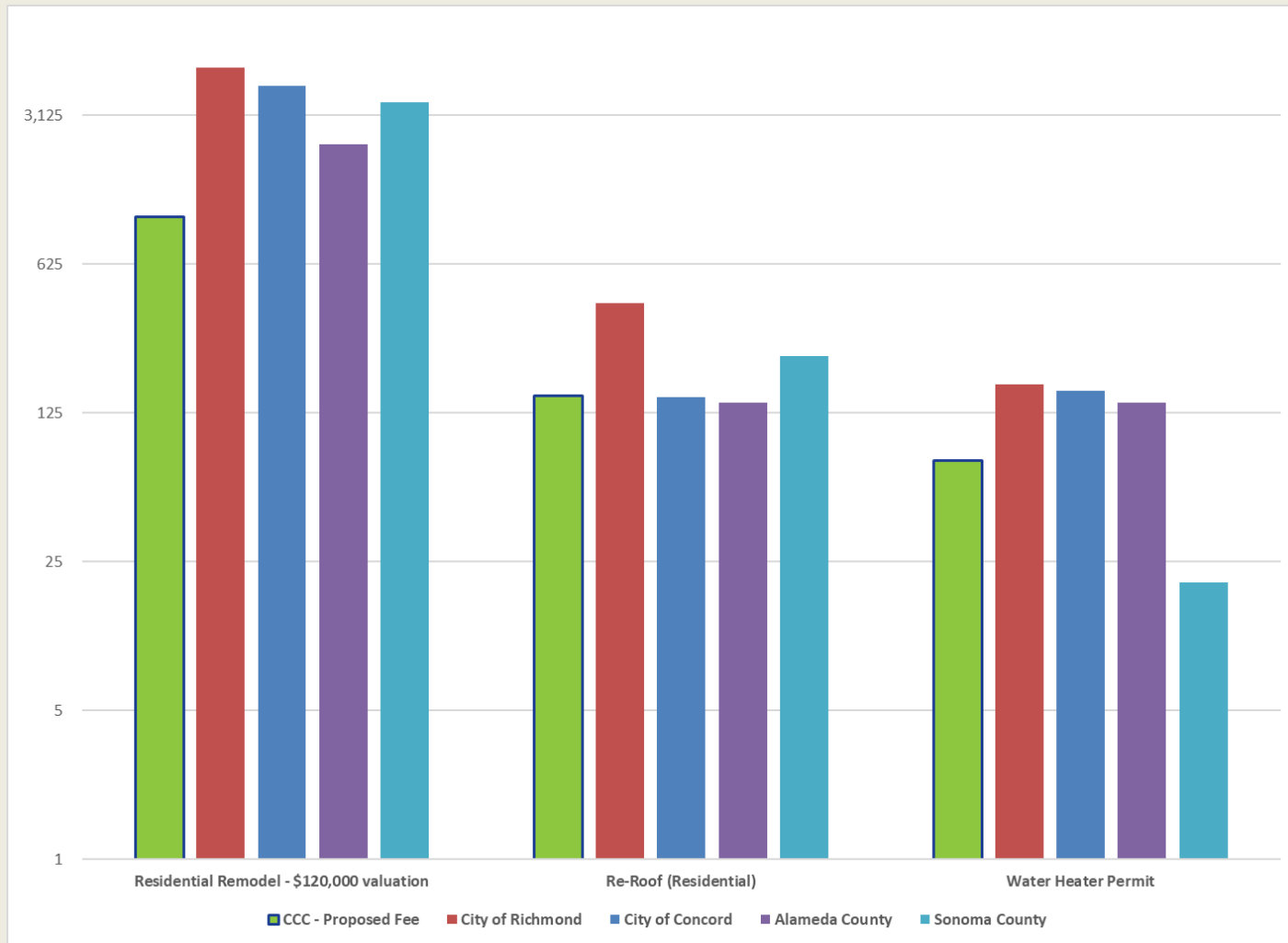


Plan Check and Inspection Fees

Contra Costa County - Land Development Fee Study

# Comparison Fee Survey – Building Results

Note: Non-linear scale



Plan Check and Inspection Fees

Contra Costa County - Land Development Fee Study



# Questions and Comments

## Jason Crapo

*Deputy Director*

*Dept. of Conservation and Development*

*Contra Costa County*



*925.674.7722*



*Jason.crapo@dcd.cccounty.us*

## Nicole Kissam

*Director - NBS*

*Financial Consulting Group*

*800.676.7516*



*nkissam@nbsgov.com*



**LAND DEVELOPMENT FEE SCHEDULE**  
**FINAL DRAFT REFLECTING PROPOSED FEES SEPTEMBER 17, 2019**  
**Page 1 of 31**

**I. BUILDING FEES**

S-001	<b>Permit Processing and Issuance Program</b>	
	<b>A. Plan Review</b> Based on Improvement Value: <sup>1</sup> <u>Up to \$2,000</u>  <u>\$25,000</u>  <u>\$50,000</u>  <u>\$100,000</u>  <u>\$500,000</u>  <u>\$1,000,000</u>  <u>\$5,000,000</u>	\$49 plus \$8.94 for each additional \$1,000 or fraction thereof above \$2,000  \$254 plus \$6.44 for each additional \$1,000 or fraction thereof above \$25,000  \$415 plus \$4.47 for each additional \$1,000 or fraction thereof above \$50,000  \$639 plus \$5.30 for each additional \$1,000 or fraction thereof above \$100,000  \$2,758 plus \$5.52 for each additional \$1,000 or fraction thereof above \$500,000  \$5,516 plus \$3.79 for each additional \$1,000 or fraction thereof above \$1,000,000  \$20,685 plus \$5.52 for each additional \$1,000 or fraction thereof above \$5,000,000
	<b>B. Permit Review and Processing</b> Based on Improvement Value: <u>Up to \$2,000</u>  <u>\$25,000</u>  <u>\$50,000</u>  <u>\$100,000</u>  <u>\$500,000</u>  <u>\$1,000,000</u>	\$19 plus \$3.44 for each additional \$1,000 or fraction thereof above \$2,000  \$98 plus \$2.48 for each additional \$1,000 or fraction thereof above \$25,000  \$160 plus \$1.72 for each additional \$1,000 or fraction thereof above \$50,000  \$246 plus \$0.59 for each additional \$1,000 or fraction thereof above \$100,000  \$483 plus \$0.69 for each additional \$1,000 or fraction thereof above \$500,000  \$827 plus \$0.44 for each additional \$1,000 or fraction thereof above \$1,000,000

<sup>1</sup> See Building Valuation Data and Building Valuation Data Supplement at end of Building Fees

**LAND DEVELOPMENT FEE SCHEDULE**  
**FINAL DRAFT REFLECTING PROPOSED FEES SEPTEMBER 17, 2019**  
**Page 2 of 31**

	<u>\$5,000,000</u>	\$2,586 plus \$0.69 for each additional \$1,000 or fraction thereof above \$5,000,000
	<b>C.Additional Processing/Plan Check:</b>	Fees for such reviews shall be at the hourly rates in effect at the time of plan review.
	<p>Applicable when additional plan review is required due to:</p> <ol style="list-style-type: none"> <li>1) incomplete or unacceptable follow-through by applicant on deficiencies found in the initial plan review;</li> <li>2) significant revisions submitted after plan review is well underway; or</li> <li>3) deferred submittals and revisions submitted during construction to reflect field changes.</li> </ol>	
	<b>D. Refinery and Chemical Plant Fee</b>	
	1. Yearly Building/ Grading Permit	\$13,790 annual fee.
	2. Yearly Electrical Permit	\$13,790 annual fee.

<b>S-002</b>	<b>Construction Inspection Program</b>	
	<b>A. Building Inspection</b>	
	<b>1. Building Permit</b> Based on Improvement Value: <u>Up to \$2,000</u>  <u>\$25,000</u>  <u>\$50,000</u>  <u>\$100,000</u>  <u>\$500,000</u>  <u>\$1,000,000</u>	\$75 plus \$13.75 for each additional \$1,000 or fraction thereof above \$2,000  \$391 plus \$9.90 for each additional \$1,000 or fraction thereof above \$25,000  \$639 plus \$6.88 for each additional \$1,000 or fraction thereof above \$50,000  \$983 plus \$6.16 for each additional \$1,000 or fraction thereof above \$100,000  \$3,448 plus \$3.45 for each additional \$1,000 or fraction thereof above \$500,000  \$5,171 plus \$0.86 for each additional \$1,000 or fraction thereof above \$1,000,000

**LAND DEVELOPMENT FEE SCHEDULE**  
**FINAL DRAFT REFLECTING PROPOSED FEES SEPTEMBER 17, 2019**  
**Page 3 of 31**

	<u>\$5,000,000</u>	\$8,619 plus \$1.72 for each additional \$1,000 or fraction thereof above \$5,000,000
	<b>2. Energy Compliance</b> Based on Improvement Value: <u>Up to \$2,000</u>  <u>\$25,000</u>  <u>\$50,000</u>  <u>\$100,000</u>  <u>\$500,000</u>  <u>\$1,000,000</u>  <u>\$5,000,000</u>	\$31 plus \$5.67 for each additional \$1,000 or fraction thereof above \$2,000  \$161 plus \$4.08 for each additional \$1,000 or fraction thereof above \$25,000  \$263 plus \$2.84 for each additional \$1,000 or fraction thereof above \$50,000  \$405 plus \$1.57 for each additional \$1,000 or fraction thereof above \$100,000  \$1,034 plus \$1.38 for each additional \$1,000 or fraction thereof above \$500,000  \$1,724 plus \$0.65 for each additional \$1,000 or fraction thereof above \$1,000,000  \$4,309 plus \$0.86 for each additional \$1,000 or fraction thereof above \$5,000,000
	<b>3. Access Compliance</b> Based on Improvement Value: <u>Up to \$2,000</u>  <u>\$25,000</u>  <u>\$50,000</u>  <u>\$100,000</u>  <u>\$500,000</u>  <u>\$1,000,000</u>	\$31 plus \$5.67 for each additional \$1,000 or fraction thereof above \$2,000  \$161 plus \$4.08 for each additional \$1,000 or fraction thereof above \$25,000  \$263 plus \$2.84 for each additional \$1,000 or fraction thereof above \$50,000  \$405 plus \$4.16 for each additional \$1,000 or fraction thereof above \$100,000  \$2,069 plus \$1.38 for each additional \$1,000 or fraction thereof above \$500,000  \$2,758 plus \$0.86 for each additional \$1,000 or fraction thereof above \$1,000,000

**LAND DEVELOPMENT FEE SCHEDULE**  
**FINAL DRAFT REFLECTING PROPOSED FEES SEPTEMBER 17, 2019**  
**Page 4 of 31**

	<u>\$5,000,000</u>	\$6,206 plus \$1.24 for each additional \$1,000 or fraction thereof above \$5,000,000
	<b>B. Earthquake Fee</b>	<u>Residential:</u> \$13 per each \$100,000 of building valuation. <u>Commercial:</u> \$20 per each \$100,000 of building valuation.
	<b>C. Electrical Inspection Fees</b>	
	<b>1. New Dwelling</b> Based on Improvement Value: <u>Up to \$2,000</u>  <u>\$25,000</u>  <u>\$50,000</u>  <u>\$100,000</u>  <u>\$500,000</u>  <u>\$1,000,000</u>	\$75  \$75 plus \$0.83 for each additional \$1,000 or fraction thereof above \$25,000  \$96 plus \$1.03 for each additional \$1,000 or fraction thereof above \$50,000  \$147 plus \$0.49 for each additional \$1,000 or fraction thereof above \$100,000  \$345 plus \$0.23 for each additional \$1,000 or fraction thereof above \$500,000  \$460 plus \$0.46 for each additional \$1,000 or fraction thereof above \$1,000,000
	<b>2. Addition or Alteration to Dwelling Unit</b> Based on Improvement Value: <u>Up to \$2,000</u>  <u>\$25,000</u>  <u>\$50,000</u>  <u>\$100,000</u>  <u>\$500,000</u>  <u>\$1,000,000</u>	\$75 plus \$0.14 for each additional \$1,000 or fraction thereof above \$2,000  \$78 plus \$1.98 for each additional \$1,000 or fraction thereof above \$25,000  \$128 plus \$1.38 for each additional \$1,000 or fraction thereof above \$50,000  \$197 plus \$0.37 for each additional \$1,000 or fraction thereof above \$100,000  \$345 plus \$0.23 for each additional \$1,000 or fraction thereof above \$500,000  \$460 plus \$0.46 for each additional \$1,000 or fraction thereof above \$1,000,000

**LAND DEVELOPMENT FEE SCHEDULE**  
**FINAL DRAFT REFLECTING PROPOSED FEES SEPTEMBER 17, 2019**  
**Page 5 of 31**

	<p><b>3. New Commercial Building</b>  Based on Improvement Value:  <u>Up to \$2,000</u></p> <p><u>\$25,000</u></p> <p><u>\$50,000</u></p> <p><u>\$100,000</u></p> <p><u>\$500,000</u></p> <p><u>\$1,000,000</u></p>	<p>\$75 plus \$0.99 for each additional \$1,000 or fraction thereof above \$2,000</p> <p>\$98 plus \$2.48 for each additional \$1,000 or fraction thereof above \$25,000</p> <p>\$160 plus \$1.72 for each additional \$1,000 or fraction thereof above \$50,000</p> <p>\$246 plus \$0.25 for each additional \$1,000 or fraction thereof above \$100,000</p> <p>\$345 plus \$0.23 for each additional \$1,000 or fraction thereof above \$500,000</p> <p>\$460 plus \$0.46 for each additional \$1,000 or fraction thereof above \$1,000,000</p>
	<p><b>4. Shell Building</b>  Based on Improvement Value:  <u>Up to \$100,000</u></p> <p><u>\$100,000 +</u></p> <p><u>\$500,000</u></p> <p><u>\$1,000,000</u></p>	<p>\$75</p> <p>\$75 plus \$0.67 for each additional \$1,000 or fraction thereof above \$100,000</p> <p>\$345 plus \$0.23 for each additional \$1,000 or fraction thereof above \$500,000</p> <p>\$460 plus \$0.46 for each additional \$1,000 or fraction thereof above \$1,000,000</p>
	<p><b>5. Commercial Alterations &amp; Tenant Improvements</b>  Based on Improvement Value:  <u>Up to \$25,000</u></p> <p><u>\$25,000 +</u></p> <p><u>\$50,000</u></p> <p><u>\$100,000</u></p>	<p>\$75</p> <p>\$75 plus \$2.11 for each additional \$1,000 or fraction thereof above \$25,000</p> <p>\$128 plus \$1.38 for each additional \$1,000 or fraction thereof above \$50,000</p> <p>\$197 plus \$0.37 for each additional \$1,000 or fraction thereof above \$100,000</p>

**LAND DEVELOPMENT FEE SCHEDULE**  
**FINAL DRAFT REFLECTING PROPOSED FEES SEPTEMBER 17, 2019**  
**Page 6 of 31**

	<u>\$500,000</u>	\$345 plus \$0.23 for each additional \$1,000 or fraction thereof above \$500,000
	<u>\$1,000,000</u>	\$460 plus \$0.46 for each additional \$1,000 or fraction thereof above \$1,000,000
	<b>6. Electrical Permit (Other)</b>	<p>\$75.00 minimum.</p> <p>An electrical permit is required for all electrical work regulated by the Electrical Code. Fees for work not included in Items 1 - 5 above shall be calculated utilizing the fee table shown in S-002, A. Building Inspection, 1. Building Permit. Where such Electrical work is performed in conjunction with a building permit, the fee may be added to that permit, and a separate electrical permit is not required.</p>

	<b>D. Mechanical Inspection Fees</b>	
	<b>1. New Dwelling</b> Based on Improvement Value: <u>Up to \$50,000</u>  <u>\$50,000+</u>  <u>\$100,000</u>  <u>\$500,000</u>  <u>\$1,000,000</u>	<p>\$75</p> <p>\$75 plus \$0.47 for each additional \$1,000 or fraction thereof above \$50,000</p> <p>\$98 plus \$0.62 for each additional \$1,000 or fraction thereof above \$100,000</p> <p>\$345 plus \$0.23 for each additional \$1,000 or fraction thereof above \$500,000</p> <p>\$460 plus \$0.46 for each additional \$1,000 or fraction thereof above \$1,000,000</p>
	<b>2. Addition / Alteration to Dwelling Unit</b> Based on Improvement Value: <u>Up to \$25,000</u>  <u>\$25,000+</u>	<p>\$75</p> <p>\$75 plus \$0.83 for each additional \$1,000 or fraction thereof above \$25,000</p>

**LAND DEVELOPMENT FEE SCHEDULE**  
**FINAL DRAFT REFLECTING PROPOSED FEES SEPTEMBER 17, 2019**  
**Page 7 of 31**

	<u>\$50,000</u>  <u>\$100,000</u>  <u>\$500,000</u>  <u>\$1,000,000</u>	\$96 plus \$1.03 for each additional \$1,000 or fraction thereof above \$50,000  \$147 plus \$0.49 for each additional \$1,000 or fraction thereof above \$100,000  \$345 plus \$0.23 for each additional \$1,000 or fraction thereof above \$500,000  \$460 plus \$0.46 for each additional \$1,000 or fraction thereof above \$1,000,000
	<b>3. New Commercial Building</b> Based on Improvement Value: <u>Up to \$25,000</u>  <u>\$25,000+</u>  <u>\$50,000</u>  <u>\$100,000</u>  <u>\$500,000</u>  <u>\$1,000,000</u>	\$75  \$75 plus \$0.83 for each additional \$1,000 or fraction thereof above \$25,000  \$96 plus \$1.03 for each additional \$1,000 or fraction thereof above \$50,000  \$147 plus \$0.49 for each additional \$1,000 or fraction thereof above \$100,000  \$345 plus \$0.23 for each additional \$1,000 or fraction thereof above \$500,000  \$460 plus \$0.46 for each additional \$1,000 or fraction thereof above \$1,000,000
	<b>4. Shell Building</b> Based on Improvement Value: <u>Up to \$100,000</u>  <u>\$100,000 +</u>  <u>\$500,000</u>  <u>\$1,000,000</u>	\$75  \$75 plus \$0.67 for each additional \$1,000 or fraction thereof above \$100,000  \$345 plus \$0.23 for each additional \$1,000 or fraction thereof above \$500,000  \$460 plus \$0.46 for each additional \$1,000 or fraction thereof above \$1,000,000



**LAND DEVELOPMENT FEE SCHEDULE**  
**FINAL DRAFT REFLECTING PROPOSED FEES SEPTEMBER 17, 2019**  
**Page 8 of 31**

	<b>5. Commercial Alterations &amp; Tenant Improvements</b> Based on Improvement Value: <u>Up to \$50,000</u>  <u>\$50,000+</u>  <u>\$100,000</u>  <u>\$500,000</u>  <u>\$1,000,000</u>	\$75  \$75 plus \$0.47 for each additional \$1,000 or fraction thereof above \$50,000  \$98 plus \$0.62 for each additional \$1,000 or fraction thereof above \$100,000  \$345 plus \$0.23 for each additional \$1,000 or fraction thereof above \$500,000  \$460 plus \$0.46 for each additional \$1,000 or fraction thereof above \$1,000,000
	<b>6. Mechanical Permit (Other)</b>	\$75.00 minimum.  A mechanical permit is required for all mechanical work regulated by the Mechanical Code. Fees for work not included in Items 1 - 5 above shall be calculated utilizing the fee table shown in S-002, A. Building Inspection, 1. Building Permit. Where such Mechanical work is performed in conjunction with a building permit, the fee may be added to that permit, and a separate mechanical permit is not required.
	<b>E. Plumbing Inspection Fees</b>	
	<b>1. New Dwelling</b> Based on Improvement Value: <u>Up to \$25,000</u>  <u>\$25,000+</u>  <u>\$50,000</u>  <u>\$100,000</u>  <u>\$500,000</u>  <u>\$1,000,000</u>	\$75  \$75 plus \$0.83 for each additional \$1,000 or fraction thereof above \$25,000  \$96 plus \$1.03 for each additional \$1,000 or fraction thereof above \$50,000  \$147 plus \$0.49 for each additional \$1,000 or fraction thereof above \$100,000  \$345 plus \$0.23 for each additional \$1,000 or fraction thereof above \$500,000  \$460 plus \$0.46 for each additional \$1,000 or fraction thereof above \$1,000,000

**LAND DEVELOPMENT FEE SCHEDULE**  
**FINAL DRAFT REFLECTING PROPOSED FEES SEPTEMBER 17, 2019**  
**Page 9 of 31**

	<p><b>2. Addition / Alteration to Dwelling Unit</b>  Based on Improvement Value:  <u>Up to \$2,000</u></p> <p><u>\$25,000</u></p> <p><u>\$50,000</u></p> <p><u>\$100,000</u></p> <p><u>\$500,000</u></p> <p><u>\$1,000,000</u></p>	<p>\$75 plus \$0.14 for each additional \$1,000 or fraction thereof above \$2,000</p> <p>\$78 plus \$1.98 for each additional \$1,000 or fraction thereof above \$25,000</p> <p>\$128 plus \$1.38 for each additional \$1,000 or fraction thereof above \$50,000</p> <p>\$197 plus \$0.37 for each additional \$1,000 or fraction thereof above \$100,000</p> <p>\$345 plus \$0.23 for each additional \$1,000 or fraction thereof above \$500,000</p> <p>\$460 plus \$0.46 for each additional \$1,000 or fraction thereof above \$1,000,000</p>
	<p><b>3. New Commercial Building</b>  Based on Improvement Value:  <u>Up to \$25,000</u></p> <p><u>\$25,000+</u></p> <p><u>\$50,000</u></p> <p><u>\$100,000</u></p> <p><u>\$500,000</u></p> <p><u>\$1,000,000</u></p>	<p>\$75</p> <p>\$75 plus \$2.11 for each additional \$1,000 or fraction thereof above \$25,000</p> <p>\$128 plus \$1.38 for each additional \$1,000 or fraction thereof above \$50,000</p> <p>\$197 plus \$0.37 for each additional \$1,000 or fraction thereof above \$100,000</p> <p>\$345 plus \$0.23 for each additional \$1,000 or fraction thereof above \$500,000</p> <p>\$460 plus \$0.46 for each additional \$1,000 or fraction thereof above \$1,000,000</p>
	<p><b>4. Shell Building</b>  Based on Improvement Value:  <u>Up to \$100,000</u></p> <p><u>\$100,000 +</u></p>	<p>\$75</p> <p>\$75 plus \$0.67 for each additional \$1,000 or fraction thereof above \$100,000</p>

**LAND DEVELOPMENT FEE SCHEDULE**  
**FINAL DRAFT REFLECTING PROPOSED FEES SEPTEMBER 17, 2019**  
**Page 10 of 31**

	<u>\$500,000</u>	\$345 plus \$0.23 for each additional \$1,000 or fraction thereof above \$500,000
	<u>\$1,000,000</u>	\$460 plus \$0.46 for each additional \$1,000 or fraction thereof above \$1,000,000
	<b>5. Commercial Alterations &amp; Tenant Improvements</b> Based on Improvement Value: <u>Up to \$25,000</u>  <u>\$25,000 +</u>  <u>\$50,000</u>  <u>\$100,000</u>  <u>\$500,000</u>  <u>\$1,000,000</u>	\$75  \$75 plus \$0.83 for each additional \$1,000 or fraction thereof above \$25,000  \$96 plus \$1.03 for each additional \$1,000 or fraction thereof above \$50,000  \$147 plus \$0.49 for each additional \$1,000 or fraction thereof above \$100,000  \$345 plus \$0.23 for each additional \$1,000 or fraction thereof above \$500,000  \$460 plus \$0.46 for each additional \$1,000 or fraction thereof above \$1,000,000
	<b>6. Plumbing Permit (Other)</b>	\$75.00 minimum.  A plumbing permit is required for all plumbing work regulated by the Plumbing Code. Fees for work not included in Items 1 - 5 above shall be calculated utilizing the fee table shown in S-002, A. Building Inspection, 1. Building Permit. Where such Plumbing work is performed in conjunction with a building permit, the fee may be added to that permit, and a separate plumbing permit is not required.
	<b>F. Miscellaneous Inspection Fees</b>	
	1. <u>Reinspections</u>	\$150 per inspection trip
	Situations where reinspection fees shall be applicable include the following:  a. When the work for a called inspection is not ready or not accessible to the inspector.  b. When extra inspections are necessary due to deficient or defective work through fault or error of the owner or contractor. One such extra inspection will be made for each phase	

**LAND DEVELOPMENT FEE SCHEDULE**  
**FINAL DRAFT REFLECTING PROPOSED FEES SEPTEMBER 17, 2019**  
**Page 11 of 31**

	<p>of work that requires inspection (i.e. foundation, rough electric, etc.) under the regular fees prescribed in this section. A reinspection fee shall be charged for each additional visit or inspection thereafter.</p> <p>c. When more than one inspection is made on a phase of work (i.e., "partial inspections") that normally is inspected in one trip.</p>
	<p>2. <u>Owner-requested inspection of an existing building.</u></p>
	<p>The fee shall be based on an hourly rate @ \$150 per hour, with 1 hour minimum</p>

3. Investigation of work without permit. When a Notice is issued for work being performed without permits or performed beyond the scope of existing permits, a special investigation and inspection shall be made before permits may be issued for such work. An investigation fee shall be charged equal to two times the amount of all permit fees required by this ordinance, with a minimum of \$300. The fee is additive to the permit fees. This provision shall not apply to emergency work when it can be proven to the satisfaction of the Director of Building Inspection that such work was urgently necessary, that it was not practical to obtain a permit before the work was commenced, and that a permit was applied for as soon as practical.

4. Abatement of Code Violations.

Building: Abatement costs: When a Notice is issued as a result of an inspection of a property, and compliance is required to correct violations found, or permits are required to legalize work previously performed without building permits, a code enforcement cost shall be charged equal to two times the amount of all permit fees required by this ordinance, with a minimum of \$300. Where repeat visits are required before the owner complies or obtains the required permits, a reinspection cost of \$150 per trip shall be charged after the second trip. Where repeat visits are necessary after compliance or permit issuance to enforce the abatement work, a reinspection cost of \$150 per trip shall be charged after the second trip. The costs in this section are additive to the permit fees.

Zoning: When Code Enforcement activities are required as a result of an inspection of a property and compliance is required to correct violations found, or permits are required for compliance, a code enforcement cost shall be charged equal to the amount of all permit fees required by this ordinance, with a minimum of \$300. Where repeat visits are required before the owner complies or obtains the required permits, a reinspection cost of \$150 per trip shall be charged. Where repeat visits are necessary after compliance or permit issuance to enforce the abatement work, a reinspection cost of \$150 per trip shall be charged. The costs in this section are additive to the permit fees.

**LAND DEVELOPMENT FEE SCHEDULE**  
**FINAL DRAFT REFLECTING PROPOSED FEES SEPTEMBER 17, 2019**  
**Page 12 of 31**

5. Renewal fee for an expired permit:

- For Final Inspection: \$250 fee.
- For permits expired less than 365 days the permit fee will be 50% of the original building permit fee.
- For permits expired 365 days or more the permit fee will be 100% of the original building permit fee.

6. After Hours Inspection Services: Hourly fee with a minimum of 3 hours. Initial fee \$600.

7. Residential solar energy systems – roof mount and ground mount:

i) Photovoltaic systems:

a)  $\leq 15$  kW:

- Building Permit/inspection: \$86 per permit
- Plan Check: \$86 per permit
- Electrical Review: \$100 per permit

b)  $> 15$  kW:

- Building Permit/inspection/Plan Check/Electrical Review: plus \$15 per kW above 15 kW

ii) Thermal systems:

a)  $\leq 10$  kWth:

- Building Permit/inspection: \$86 per permit
- Plan Check: \$86 per permit
- Plumbing Review: \$86 per permit

b)  $> 10$  kWth:

- Building Permit/inspection/ Plan Check/Plumbing Review: plus \$15 per kWth above 10 kWth

8. Commercial solar energy systems – roof mount and ground mount:

i) Photovoltaic systems:

a)  $\leq 50$  kW:

- Building Permit/inspection: \$172 per permit
- Plan Check: \$172 per permit
- Electrical Review: \$172 per permit

b)  $> 50$  kW but  $\leq 250$  kW:

- Building Permit/inspection/Plan Check/Electrical Review: plus \$7 per kW above 50 kW

c)  $> 250$  kW:

- Building Permit/inspection/Plan Check/Electrical Review: plus \$5 per kW above 250 kW

ii) Thermal systems:

a)  $\leq 30$  kWth:

**LAND DEVELOPMENT FEE SCHEDULE**  
**FINAL DRAFT REFLECTING PROPOSED FEES SEPTEMBER 17, 2019**  
**Page 13 of 31**

- Building Permit/inspection: \$172 per permit
    - Plan Check: \$172 per permit
    - Plumbing Review: \$172 per permit
  - b) >30 kWth but ≤260 kWth:
    - Building Permit/inspection/Plan Check/Plumbing Review: plus \$7 per kWth above 30 kWth
  - c) >260 kWth:
    - Building Permit/inspection/Plan Check/Plumbing Review: plus \$5 per kWth above 260 kWth
9. Debris Recovery
- a) Residential
    - Up to \$1 Million \$172 per permit
    - \$1 Million or greater \$345 per permit
  - b) Commercial
    - Up to \$1 Million \$345 per permit
    - \$1 Million – \$3 Million \$517 per permit
    - \$3 Million or greater \$690 per permit
10. Canopy/Awnings
- a) Building Permit / Inspection, <100 s.f.: \$116 per permit
  - b) Plan Check, <100 s.f.: \$76 per permit
  - c) Building Permit / Inspection, 101 – 400 s.f.: \$258 per permit
  - d) Plan Check, 101 – 400 s.f.: \$178 per permit
  - e) Building Permit / Inspection, >401 s.f.: \$345 per permit
  - f) Plan Check, >401 s.f.: \$258 per permit
11. Mobile Homes
- a) Building Permit / Inspection.: \$241 per permit
  - b) Plan Check: \$211 per permit
12. Commercial Coaches
- a) Building Permit / Inspection.: \$241 per permit
  - b) Plan Check: \$211 per permit
13. Fences Greater than 7ft
- a) Building Permit / Inspection, chain-link or wood: \$116 per permit
  - b) Plan Check, chain-link or wood: \$76 per permit
  - c) Building Permit / Inspection, other materials: \$172 per permit
  - d) Plan Check, other materials: \$345 per permit
14. Re-Roofs - Residential
- a) Building Permit / Inspection.: \$150 per permit
  - b) Processing: \$38 per permit

**LAND DEVELOPMENT FEE SCHEDULE**  
**FINAL DRAFT REFLECTING PROPOSED FEES SEPTEMBER 17, 2019**  
**Page 14 of 31**

15. Re-Roofs - Commercial

- |                                   |                  |
|-----------------------------------|------------------|
| a) Building Permit / Inspection.: | \$150 per permit |
| b) Processing:                    | \$75 per permit  |

16. Energy Code Compliance Review for Miscellaneous Permits

- |                 |                  |
|-----------------|------------------|
| a) Residential: | \$172 per permit |
| b) Commercial:  | \$345 per permit |

S-003      Grading Plan Check/Inspection

1. Improvement Value:  
Up to \$20,000

Fee:  
\$300

\$20,000

\$690 plus \$53.88 for each additional \$1,000 or fraction thereof above \$20,000

\$100,000

\$5,000 plus \$32.22 for each additional \$1,000 or fraction thereof above \$100,000

\$1,000,000

\$34,000 plus \$34.00 for each additional \$1,000 or fraction thereof above \$1,000,000

2. Additional fee if work goes over  
1 year (per year):  
Improvement Value:  
Up to \$20,000

Fee:  
\$300

\$20,000

\$690 plus \$45.13 for each additional \$1,000 or fraction thereof above \$20,000

\$100,000

\$4,300 plus \$17.44 for each additional \$1,000 or fraction thereof above \$100,000

\$1,000,000

\$20,000 plus \$20.00 for each additional \$1,000 or fraction thereof above \$1,000,000

S-004      Building Demolition Review

\$172 permit for single structure. \$50 for each additional structure.

S-006      Drainage Plan Review and Inspection

- |   |                     |
|---|---------------------|
| 1. <2,500 s.f. New Impervious Surface Area  | \$250 per permit    |
| 2. >2,500 s.f. New Impervious Surface Area  | \$500 per permit    |
| 3. >10,000 s.f. New Impervious Surface Area | \$1,000 per permit. |

**LAND DEVELOPMENT FEE SCHEDULE**  
**FINAL DRAFT REFLECTING PROPOSED FEES SEPTEMBER 17, 2019**  
**Page 15 of 31**

S-008	R-Form Complaint Investigation	Costs are offset by a portion of the 40% surcharge collected on building permit fees. To the extent surcharge revenues are insufficient, costs are absorbed by the operations reserve.
S-009	R-Form Site Investigation	\$300 per investigation plus County's fully burdened hourly rates for travel time outside the County.
S-010	County Code Compliance	\$300 per report.
S-012	Subpoena Services	Evidence reproduction: \$60 per hour, \$15 minimum Witness summons: Time and materials plus mileage, \$150 deposit. Fee set per Administrative Bulletin 133.3.
S-020, S-052	Land Development Surcharge	40% surcharge applies on all building permit fees.



**LAND DEVELOPMENT FEE SCHEDULE**  
**FINAL DRAFT REFLECTING PROPOSED FEES SEPTEMBER 17, 2019**  
**Page 16 of 31**

**BUILDING VALUATION DATA**

Valuation. The determination of value or valuation under any provisions of the County Building Code shall be made by the Director of Conservation and Development. The total valuation to be used with the Fee Schedule shall be determined using the Building Valuation Data contained in the Building Safety Journal, published by the International Code Council (ICC) or in the Successor publication by the ICC or its Successor organization. Work not listed in the Building Valuation Data shall be valued per the Building Valuation Data Supplement below, which may be modified administratively by the Director of Conservation and Development to clarify or cover additional types of work and situations.

The valuation to be used in computing the building permit fee shall be the total valuation of all construction work for which the permit is issued, as well as all finish work, painting, roofing, mechanical, electrical, plumbing, heating, air conditioning, elevators, fire extinguishing systems, and any other permanently installed equipment. For industrial facilities, the value of process equipment and heavy machinery supported by the structure or by its own foundation shall be included. Contractor overhead and profit shall be included.

The valuation of grading, retaining walls, paving and other site work, and any demolition work, shall be included unless such work was included in other permits issued by the Department of Conservation and Development.

The valuation data is used to establish consistent criteria for calculating permit fees, and the calculated total valuation does not necessarily reflect actual costs. The County Assessor does not rely on this cost, but performs independent assessments of the permitted work.

**BUILDING VALUATION DATA SUPPLEMENT**

The work listed in this supplement shall be valued based on the gross square footage of the work, or where noted, as a lump sum. Where actual costs are higher, those costs shall be used for the valuation.

	\$/Sq.Ft.
1. Residential addition -Good Quality	129.48
2. Residential remodel (to existing floor areas) If bathrooms are added or remodeled, for each one, add lump sum of: If kitchen is remodeled, add lump sum of:	64.75 6829.38 20488.15
3. Residential use conversion from garage, basement or unfinished area -Good Quality If bathrooms or kitchen added, include lump sum(s) as for residential remodel.	77.18
4. Sun room with >60% glazing, cabanas, other similar structures If conditioned space and integrated with main structure, add:	50.68 79.63
5. Patio cover (includes pre-fab types, usually with ICBO research listing) If enclosed with walls or glazing, add:	22.23 43.44
6. Deck	21.72

**LAND DEVELOPMENT FEE SCHEDULE**  
**FINAL DRAFT REFLECTING PROPOSED FEES SEPTEMBER 17, 2019**  
**Page 17 of 31**

7.	Retaining wall (projected sq.ft. areas of wall and footing)	
	-concrete or CMU	14.48
	-wood	7.25
8.	Freestanding fence (projected area)	
	-concrete or CMU	7.25
	-wood, chain-link	4.35
9.	Swimming pool, lump sum of:	34146.91
10.	Remodel or tenant improvement work in commercial buildings	
	Type I and II Construction	43.44
	Type III, IV and V Construction	36.20
	If restrooms are added or relocated - add lump sum for each:	13658.77
	If commercial kitchen is added - add lump sum of:	40976.29
11.	Reroofing	
	-Built up, composition shingles, foam	4.35
	-Treated wood, metal and proprietary products	5.08
	-Tile - masonry, clay, concrete	6.51
12.	Mobile home on permanent foundation (based on square footage of mobile home)	14.48
13.	Moved building (for existing s.f. any added s.f. shall be at "average quality" valuation)	43.44
14.	Agricultural/husbandry buildings	
	-Pole construction	13.97
	-Wood construction	21.70
	-Steel construction	24.89

**LAND DEVELOPMENT FEE SCHEDULE**  
**FINAL DRAFT REFLECTING PROPOSED FEES SEPTEMBER 17, 2019**  
**Page 18 of 31**

**II. PLANNING FEES**

S-013A	Certificate of Compliance Review	\$3,800 minimum deposit, time and materials.
S-013B	Determination of Legal Lot	\$2,000 minimum deposit, time and materials.
S-014, 015, 016	Development Plan Review Residential	
	Substantial	\$4,500 minimum deposit, time and materials.
	Non-Substantial	\$1,500 minimum deposit, time and materials.
	Administrative	
	Multiple-family/ Commercial/ Office/ Industrial	\$5,000 minimum deposit, time and materials.
S-017	Time Extension (Administrative)	\$350 fee.
S-018	Time Extension (Public Hearing)	\$750 fee.
S-019	General Plan Amendment Review	\$5,200 minimum deposit, time and materials.
S-019A	Specific Plan Amendment	\$5,200 minimum deposit, time and materials.
S-019B	General Plan Amendment Feasibility Request	\$750 fee credited towards subsequent General Plan Amendment application.
S-021	Land Use Permit (Quarry)	\$6,500 minimum deposit, time and materials.
S-022	Land Use Permit (Quarry Reclamation Plan)	\$3,800 minimum deposit plus \$75 per acre. Time and materials.
S-023	Land Use Permit (Caretaker Mobile Home)	\$2,000 minimum deposit. Time and materials.
S-024	Land Use Permit (Family Member Mobile Home)	\$2,000 minimum deposit. Time and materials. \$150 with proof of financial hardship of property owner.
S-026	Land Use Permit (Home Occupation)	\$2,000 minimum deposit. Time and materials.
S-027A	Accessory Dwelling Unit Permit	\$2,000 minimum deposit. Time and materials.
S-028A	Land Use Permit (Development Plan Combination)	\$6,000 minimum deposit plus Development Plan deposit. Time and materials.
S-028B	Land Use Permit (Development Plan Combination; Minor Revisions/Amendments)	\$2,300 minimum deposit. Time and materials.

**LAND DEVELOPMENT FEE SCHEDULE**  
**FINAL DRAFT REFLECTING PROPOSED FEES SEPTEMBER 17, 2019**  
**Page 19 of 31**

S-025, 027, 027B, 029	Land Use Permit (Other)	\$5,500 minimum deposit. Time and materials.
S-029A	Land Use Permit (Solid Waste Disposal Review)	\$42,000 minimum deposit. Time and materials.
S-030	Land Use Permit (Administrative Permit - Gas Well)	\$1,500 minimum deposit. Time and materials.
S-031	Land Use Permit (Gas Well Ordinance)	\$4,000 minimum deposit. Time and materials.
S-032	Lot Line Adjustment Review	\$700
S-033	Tentative Subdivision Map Review - Major	\$10,000 minimum deposit. Time and materials.
S-033A	Development Agreement	\$10,000 minimum deposit. Time and materials.
S-034, 034A	Tentative Subdivision Map Review – Minor/ Reversion to Acreage	\$7,500 minimum deposit. Time and materials.
S-035	Condo Conversion Tentative Map	\$10,000 minimum deposit. Time and materials.
S-036	Lot Split	\$2,250 minimum deposit. Time and materials.
S-036A	Undersized Lot Review	\$300 filing fee.  If public hearing is requested, \$3,000 minimum deposit in addition to review fee. Time and materials.
S-036B	Undersized Lot Review plus Alteration of Protected Tree	\$3,000 minimum deposit. Time and materials.
S-037	Planned Unit Development Rezoning Review - Residential	\$7,000 minimum deposit. Time and materials.
S-038	Planned Unit Development Rezoning Review – Commercial/Industrial	\$7,000 minimum deposit. Time and materials.
S-039A	Planned Unit Development Rezoning Review – Review/New	\$5,000 minimum deposit. Time and materials.
S-039B	Planned Unit Development Final Development Plan Review/Non-Substantial Modification	\$2,000 minimum deposit. Time and materials.

**LAND DEVELOPMENT FEE SCHEDULE**  
**FINAL DRAFT REFLECTING PROPOSED FEES SEPTEMBER 17, 2019**  
**Page 20 of 31**

S-039C	Planned Unit Development Final Development Plan Review/ Substantial Modification	\$4,500 minimum deposit. Time and materials.
S-040	Planned Unit Development Tentative Subdivision Map Review	\$5,000 minimum deposit. Time and materials.
S-041	Rezoning Review - Commercial/Industrial	\$7,000 minimum deposit. Time and materials.
S-042	Rezoning Review - Other	\$7,000 minimum deposit. Time and materials.
S-043	Police Services District Formation	\$1,500 minimum deposit. Time and materials.
S-044	Zone Variance	\$3,250 minimum deposit. Time and materials.
S-045	Sign Review	<u>Minor modification:</u> \$750 minimum deposit. Time and materials. <u>Public hearing:</u> Additional \$2,000 deposit towards time and materials.
S-045A	Address Change/Private Road Name Change	\$500 fee plus \$100 per address over 10.
S-046	Request for Determination	\$900 minimum deposit. Time and materials.
S-046B	Historic Nomination	\$1,000 minimum deposit. Time and materials.
S-046C	Major Historic Review	\$1,000 minimum deposit. Time and materials.
S-046D	Minor Historic Review	\$500 minimum deposit. Time and materials.
S-046E	Use Verification (administrative)	\$200 filing fee.
S-047A, S-047B, S-047C, S-047D	Zoning Administrator Appeal	\$250 filing fee.
S-047E	Planning Commission Agenda Mailing Service	\$25 fee for Single Agenda. \$5 fee for each additional agenda.
S-048	Fish and Game - Posting Fee Administrative Fee	\$50 fee collected for an external agency. \$25 fee collected for an external agency.
S-048A, S-048B, S-048C, S-048D	Appeal to the Board	\$250 filing fee.
S-049	Reconsideration Review	\$250 filing fee.

**LAND DEVELOPMENT FEE SCHEDULE**  
**FINAL DRAFT REFLECTING PROPOSED FEES SEPTEMBER 17, 2019**  
**Page 21 of 31**

S-049A	Condition of Approval - Modification Review	\$1,500 filing fee. Time and materials with \$2,500 deposit if modification goes to public hearing.
S-050	Agricultural Preserve Rezoning Review	\$2,500 minimum deposit. Time and materials.
S-050A	Agricultural Preserve Contract	\$2,000 deposit. Time and materials.
S-051	Agricultural Preserve Cancellation Review	\$5,000 minimum deposit. Time and materials.
S-051A	Pre-application Review <u>Minor Subdivision, Minor Land Use Permit, Development Permit</u> (not more than one building)	\$2,000 fee. Additional deposit required for future applications.
	<u>Major Subdivision</u>	\$2,000 fee. Additional deposit required for future applications.
	<u>Major Residential, Commercial or Industrial Development</u> (more than one building)	\$2,000 fee. Additional deposit required for future applications.
S-051B	Agricultural Preserve Non-Renewal Notice	\$300 minimum deposit. Time and materials.
S-051C	Annual Review of Quarry Reclamation	\$2,000 filing fee.
S-051D	Permit for Alteration of Protected Trees	\$750 minimum deposit. Time and materials.
S-051F	Heritage Tree (appeal)	\$500 minimum deposit plus time and materials.
S-051G	Heritage Tree (nomination)	\$500 fee per tree. (per application)
S-051H	Heritage Tree (removal permit)	\$3,000 minimum deposit plus time and materials.
S-051J	Heritage Tree (encroachment permit)	\$1,000 minimum deposit plus time and materials.
S-053	Mitigation/ Condition of Approval Compliance Monitoring	\$2,000 minimum deposit plus time and materials.
S-056	Hazardous Waste Application Review	
	<u>Determination</u>	\$2,000 minimum deposit plus time and materials.
	<u>Monitoring 86/100</u>	No Charge.
	<u>Mitigation Monitoring</u> (non 86/100)	No Charge
S-057	Environmental Impact Review	Contract amount plus 25% administrative surcharge. Time and materials.

**LAND DEVELOPMENT FEE SCHEDULE**  
**FINAL DRAFT REFLECTING PROPOSED FEES SEPTEMBER 17, 2019**  
**Page 22 of 31**

S-060	Records Information Research	<u>Retrieval/research fee:</u> \$193 per hour or fraction thereof. \$15 minimum. Photocopy charges at published rates.  <u>Documents requested to be certified have an additional charge:</u> <u>First page:</u> \$4.50. <u>Add'l pages:</u> \$1.00 each.  <u>Contacting Licensed Professional for Records Release:</u> \$48
S-060A	Geologic Review	\$3,600 minimum deposit. Time and materials.
S-060B	Landscaping and Tree Protection Agreement	Time and materials charged against \$200 minimum initial deposit.
S-060C	COA Compliance Check for Building Permit Issuance	\$1,500 minimum deposit. Time and materials.
S-060D	Liquor License Site Determination	\$600 filing fee.
S-060E	Gun Ordinance Annual License	\$250 filing fee.
S-060F	Deemed Approved Annual Fee	\$400 yearly fee per ABC license.
S-060G	Subpoena Services	Evidence reproduction: \$60 per hour, \$15 minimum. Witness summons: Time and materials plus mileage, \$150 deposit. Fee set per Administrative Bulletin 133.3.
S-060H	Temporary Events	\$500 deposit – Time and materials - \$2,500 cap.
S-060I	Home Occupation Permit (Admin.)	\$150 filing fee.
S-060J	Meteorological Tower Permit (Admin.)	\$1,000 minimum deposit plus time and materials.
S-060K	Wireless Facility Access Permit	\$4,000 minimum deposit plus time and materials.
S-060L	Wireless Facility Minor Alteration Permit	\$2,000 minimum deposit plus time and materials.
S-060M	Wireless Facility Collocation Permit	\$2,000 minimum deposit plus time and materials.
S-060N	Cannabis Letter of Intent Review Fee	\$500 fee.
S-060P	Cannabis Proposal Review Fee	\$2,500 fee.
S-060Z	Planning Consideration	\$500 deposit, plus time and materials
S-065	Child Care Application Review	\$1,500 minimum deposit. Time and materials.

**LAND DEVELOPMENT FEE SCHEDULE**  
**FINAL DRAFT REFLECTING PROPOSED FEES SEPTEMBER 17, 2019**  
**Page 23 of 31**

S-066A	Late Filing of Development Permit Application	Nonrefundable penalty equal to 50% of application fee or deposit amount.
S-066B	Special Technical Studies and/or Legal Counsel	Any project requiring special technical studies not listed above and/or special legal counsel shall pay costs directly in addition to County administrative and review fees

**FEES FOR NORTH RICHMOND PLANNED UNIT DISTRICT AREA**

S-NR01	Administrative Permits	\$1,000 deposit, plus time and materials.
S-NR02	Land Use Permit – Automotive Uses	\$3,000 deposit, plus time and materials.
S-NR03	Land Use Permit	\$2,000 deposit, plus time and materials.
S-NR04	Development Permit	\$2,000 deposit, plus time and materials.
S-NR05	Lot Line Adjustment	\$500 fee per project.
S-NR06	Home Occupation	\$150 filing fee.

**FEES FOR RODEO PLANNED UNIT DISTRICT AREA**

S-RD01	Administrative Permits	\$1,000 deposit, plus time and materials.
S-RD02	Land Use Permit – Automotive Uses	\$3,000 deposit, plus time and materials.
S-RD03	Land Use Permit	\$2,000 deposit, plus time and materials.
S-RD04	Development Permit	\$2,000 deposit, plus time and materials.
S-RD05	Lot Line Adjustment	\$500 fee per project.
S-RD06	Home Occupation	\$150 filing fee.

**FEES FOR BAY POINT PLANNED UNIT DISTRICT AREA**

S-BP01	Administrative Permits	\$1,000 deposit, plus time and materials.
S-BP02	Land Use Permit - Automotive Uses	\$3,000 deposit, plus time and materials.
S-BP03	Land Use Permit	\$2,000 deposit, plus time and materials.
S-BP04	Development Permit	\$2,000 deposit, plus time and materials.
S-BP05	Lot Line Adjustment	\$500 fee per project.
S-BP07	Home Occupation	\$150 filing fee.



**LAND DEVELOPMENT FEE SCHEDULE**  
**FINAL DRAFT REFLECTING PROPOSED FEES SEPTEMBER 17, 2019**  
**Page 24 of 31**

**FEES FOR MONTALVIN MANOR PLANNED UNIT DISTRICT AREA**

S-MM01	Administrative Permits	\$1,000 deposit, plus time and materials.
S-MM02	Land Use Permit – Automotive Uses	\$3,000 deposit, plus time and materials.
S-MM03	Land Use Permit	\$2,000 deposit, plus time and materials.
S-MM04	Development Permit	\$2,000 deposit, plus time and materials.
S-MM05	Lot Line Adjustment	\$500 fee per project.
S-MM07	Home Occupation	\$150 filing fee.

**FEES FOR EL SOBRANTE PLANNED UNIT DISTRICT AREA**

S-ES01	Administrative Permits	\$1,000 deposit, plus time and materials.
--------	------------------------	---

**AFFORDABLE HOUSING REFINANCING PROCESS FEES**

S-HM01	Multi-Family Affordable Housing Refinancing Fee	\$1,000 deposit plus time and materials.
S-HS01	Single-Family Affordable Housing Refinancing Fee	\$350 deposit plus time and materials.
S-MCC01	Mortgage Credit Certificate Insurance	\$300 deposit plus time and materials.
S-RMCC1	Reissued Mortgage Credit Certificate	\$300 deposit plus time and materials.
S-MCC02	Replacement lost mortgage credit and reissued mortgage credit certificate	\$100 deposit plus time and materials.
S-MCC03	MCC Lender Participation	\$400 deposit plus time and materials.
S-MCC04	MCC Lender Participation Annual Renewal	\$200 deposit plus time and materials.

**LAND DEVELOPMENT FEE SCHEDULE**  
**FINAL DRAFT REFLECTING PROPOSED FEES SEPTEMBER 17, 2019**  
**Page 25 of 31**

**IN-LIEU FEES FOR INCLUSIONARY HOUSING ORDINANCE – APPLIES TO PROJECTS WITH 5 THROUGH 125 UNITS ONLY. FEES ARE NOT ALLOWED ON PROJECTS WITH MORE THAN 125 UNITS EXCEPT FOR FRACTIONAL UNITS**

Fees are one option for compliance. See Ordinance for requirements and options for any project of five or more units. Fees may be paid on a fraction of a unit if the calculation of the required number of inclusionary units in a project results in a fraction of a unit.

Developments of 5 or more units must provide 15% of the units as affordable.

For-sale developments must have 80% of the inclusionary units (12% of total units) as affordable to moderate income households and 20% of the inclusionary units (3% of total units) as affordable to lower income households.

Rental developments must have 80% of the inclusionary units (12% of total units) as affordable to lower income households and 20% of the inclusionary units (3% of total units) as affordable to very-low income households.

Refer to Ordinance for income definitions.

Fee amounts are based on the formula in Section 822.4404(b) of the ordinance.

S-IH1	FOR SALE HOUSING IN-LIEU FEE	\$6,600.06 per market rate unit. Fee equals 12% of total number of units in the development times \$0 plus 3% of total number of units in the development times \$220,002; i.e., $(0.12 \times \text{total units}) \times (\$0) + (0.03 \times \text{total units}) \times (\$220,002)$ .
S-IH2	RENTAL HOUSING IN-LIEU FEE	\$24,200.55 per market rate unit. Fee equals 12% of total number of units in the development times \$130,350 plus 3% of total number of units in the development times \$285,285; i.e., $[(0.12 \times \text{total units}) \times (\$2,376) + (0.03 \times \text{total units}) \times (\$5,184)] \times (55 \text{ years})$ .

**LAND DEVELOPMENT FEE SCHEDULE**  
**FINAL DRAFT REFLECTING PROPOSED FEES SEPTEMBER 17, 2019**  
**Page 26 of 31**

**III. LAND DEVELOPMENT (ENGINEERING) FEES**

S-068	Final Map Check (Major)	Deposit of \$7,000. Time and materials.
S-069	Parcel Map Check	Deposit of \$3,000. Time and materials.
S-070	Record of Survey Check	The fee is actual time at the County's fully burdened hourly rates charged against an initial deposit of \$700, and additional deposits as necessary. The minimum fee is \$200.
S-072	Public Improvement Plan Check (Major) Based on Improvement Value: <u>\$100,000 or less</u> <u>\$100,001-\$500,000</u> <u>More than \$500,000</u>	Deposit of: \$10,000 \$15,000 \$20,000 Time and materials.
S-073	Public Improvement Plan Check (Minor) Based on Improvement Value: <u>\$100,000 or less</u> <u>\$100,001-\$500,000</u> <u>More than \$500,000</u>	Deposit of: \$10,000 \$15,000 \$20,000 Time and materials.
S-074A	Public Improvement Plan Check (LUP) Based on Improvement Value: <u>\$100,000 or less</u> <u>\$100,001-\$500,000</u> <u>More than \$500,000</u>	Deposit of: \$10,000 \$15,000 \$20,000 Time and materials.
S-075	Public Improvement Plan Check (Development Plan) Based on Improvement Value: <u>\$100,000 or less</u> <u>\$100,001-\$500,000</u> <u>More than \$500,000</u>	Deposit of: \$10,000 \$15,000 \$20,000 Time and materials.
S-076	Drainage Review (No Improvement Plan)	\$1,000 deposit. Time and materials.
S-076A	Condition of Approval Compliance Check (No Improvement Plan)	\$2,000 deposit. Time and materials.

**LAND DEVELOPMENT FEE SCHEDULE**  
**FINAL DRAFT REFLECTING PROPOSED FEES SEPTEMBER 17, 2019**  
**Page 27 of 31**

S-076B	Improvement Agreement Extension	\$1,000 if documents signed and submitted 21 days before agreement expires, \$2,000 thereafter.
S-077	Public Improvement Inspection (Major)	
	Based on Improvement Value:	Deposit of:
	<u>\$100,000 or less</u>	\$5,000
	<u>\$100,001-\$500,000</u>	\$10,000
	<u>More than \$500,000</u>	\$20,000
		Time and materials.
S-078	Public Improvement Inspection (Minor)	
	Based on Improvement Value:	Deposit of:
	<u>\$100,000 or less</u>	\$5,000
	<u>\$100,001-\$500,000</u>	\$10,000
	<u>More than \$500,000</u>	\$20,000
		Time and materials.
S-079	Public Improvement Inspection (Land Use Permit)	
	Based on Improvement Value:	Deposit of:
	<u>\$100,000 or less</u>	\$5,000
	<u>\$100,001-\$500,000</u>	\$10,000
	<u>More than \$500,000</u>	\$20,000
		Time and materials.
S-080A	Public Improvement Inspection (Development Plan)	
	Based on Improvement Value:	Deposit of:
	<u>\$100,000 or less</u>	\$5,000
	<u>\$100,001-\$500,000</u>	\$10,000
	<u>More than \$500,000</u>	\$20,000
		Time and materials.
S-081C	Public Improvement Plan Review - Landscaping	
	Based on Improvement Value:	Deposit of:
	<u>\$100,000 or less</u>	\$10,000
	<u>\$100,001-\$500,000</u>	\$15,000
	<u>More than \$500,000</u>	\$20,000
		Time and materials.
S-081D	Subdivision Monument Check	1-6 monuments \$1,400 7 or more monuments (per monument) \$235

**LAND DEVELOPMENT FEE SCHEDULE**  
**FINAL DRAFT REFLECTING PROPOSED FEES SEPTEMBER 17, 2019**  
**Page 28 of 31**

S-081E	Application Review - Encroachment Permit (small) (driveway, sidewalk repairs, small retaining walls, sewer laterals or water service by property owner, etc.)	\$50.00 filing fee plus \$1,000 cash bond required for work in the street.
S-081F	Application Review - Encroachment Permit (large)	Deposit determined by staff based on valuation with a \$1,000 initial deposit. One hour minimum. Time and materials. Bond may be required.
S-081G	Application Review - Encroachment Permit (utilities)	Time and materials. One hour minimum.
S-082B	Public Improvement Inspection - Landscaping Based on Improvement Value: <u>\$100,000 or less</u> <u>\$100,001-\$500,000</u> <u>More than \$500,000</u>	Deposit of: \$5,000 \$10,000 \$20,000 Time and materials.
S-082C	Encroachment Permit Inspection (small) (driveways, sidewalk repairs, small retaining walls, etc.)	\$250 filing fee. Unpermitted inspection fee is double inspection and permit fee.  Non-notification for inspection: \$500 plus time and materials.
S-082D	Encroachment Permit Inspection (large) (If engineering plans required for street excavation)	Time and materials. One hour minimum. \$1,000 initial deposit charged at time and materials. Non-notification for inspection: \$500 plus time and materials.
S-082E	Encroachment Permit Inspection (utilities)	Time and materials. One hour minimum. \$1,000 initial deposit charged at time and materials. Non-notification for inspection: \$500 plus time and materials.
S-083A	Flood Control District Encroachment Permit (Construction Review or Temporary Right of Entry)	Time and materials. \$900 initial deposit.
S-083B	Flood Control District Permit Inspection	Time and materials. Initial deposit is the larger of \$1,000 or 10% of project valuation.
S-084A	Drainage Permit Application	Time and materials. \$1,600 initial deposit.
S-084B	Drainage Permit Inspection	Time and materials. \$1,600 initial deposit.

**LAND DEVELOPMENT FEE SCHEDULE**  
**FINAL DRAFT REFLECTING PROPOSED FEES SEPTEMBER 17, 2019**  
**Page 29 of 31**

S-085A	Miscellaneous Road Permit Application (house move)	Time and materials. \$500 initial deposit.
S-085B	Miscellaneous Road Permit Application (house move inspection)	Time and materials. \$500 initial deposit.
S-085C	Miscellaneous Road Permit Application (extra-legal load)	Permit fee set by State. Premium billing service \$100 per year plus \$100 security deposit.
S-085D	Miscellaneous Road Permit Application (temporary road closure - construction)	For-profit applicant \$300.00 Not-for-profit applicant \$50.00
S-085E	Miscellaneous Road Permit Application (temporary road closure - special events)	For-profit applicant \$300.00 Not-for-profit applicant \$50.00
S-085F	Miscellaneous Road Permit Application (extension/modification)	\$235 per extension/modification.
S-085G	Road Acceptance Plan Review	Same as S-072, S-073, S-074A, S-075 as applicable. Time and materials.
S-085H	Road Acceptance Inspection	Same as S-077, S-078, or S-080A as applicable. Time and materials.
S-085S	Stormwater Management Compliance	Time and materials. \$5,000 initial deposit.
S-086	Street Vacation Review	Time and materials. \$2,000 initial deposit.
S-086A	Floodplain Management Compliance	\$45 per permit.
S-086B	Flood Zone Determination	<u>Office Review</u> : \$100 per lot. \$600 max for a group of adjacent parcels.  <u>Site Visit</u> : \$400 fee, time and materials  <u>Base Flood Elevation Determination</u> : \$500 fee, time and materials.
S-086C	Floodplain Management Permit Application	\$550 per application. Time and materials.
S-086D	Floodplain Elevation Certification	\$235 per lot.
S-086E	Floodplain Map Revision/Amendment	Floodplain Map Amendment: \$700 fee, time and materials.
S-088	Certificate of Correction	\$150 per application.
S-088A	Adopt-a-Road	\$500 per application.

**LAND DEVELOPMENT FEE SCHEDULE**  
**FINAL DRAFT REFLECTING PROPOSED FEES SEPTEMBER 17, 2019**  
**Page 30 of 31**

S-088B	Adopt-a-Park	\$500 per application.
S-088C	Road Name Change (public road)	Time and materials. \$1,000.00 initial deposit.
S-088D	Corner Record Check	Fee same as fee for recording a document at the Recorder's Office.
S-088F	Base Map Revision	\$60 per lot. This fee is waived if the parcel maps or final maps are submitted on computer disk.
S-088H	Amended Map Revision	Time and materials. \$1,000.00 initial deposit.
S-088J	Subpoena Services	Evidence reproduction: \$60 per hour, \$15 minimum.  Witness summons: Time and materials plus mileage, \$150 deposit. Fee set per Administrative Bulletin 133.3.
S-088L	Computer Map and Data Requests	Time and materials. \$1,000.00 initial deposit.
S-089A	Reversion to Acreage	Time and materials. \$10,000.00 initial deposit.
S-087C	Legal Counsel Review	Any project requiring special technical studies not listed above and/or special legal counsel shall pay costs directly in addition to County administrative and review fees
S-083MT	Review of Special Technical Studies	
<b>Public Works Fees for Review of Planning Applications</b>		
S-013	Certificate of Compliance Review	\$1,000 deposit, time and materials.
S-014	Development Plan Review – Multi-Family	\$2,000 deposit, time and materials.
S-015	Development Plan Review - Residential-Substantial	\$2,000 deposit, time and materials.
S-021	Land Use Permit (Quarry)	\$2,000 deposit, time and materials.
S-022	Land Use Permit (Quarry Reclamation Plan)	\$2,000 deposit, time and materials.
S-029	Land Use Permit - Other	\$2,000 deposit, time and materials.
S-039A	Planned Unit Development Final Development Plan - Review/New	\$2,000 deposit, time and materials.
S-039B	Planned Unit Development Final Development Plan - Review/Non-Substantial Modification	\$1,500 deposit, time and materials.

**LAND DEVELOPMENT FEE SCHEDULE**  
**FINAL DRAFT REFLECTING PROPOSED FEES SEPTEMBER 17, 2019**  
**Page 31 of 31**

S-039C	Planned Unit Development Final Development Plan - Review/ Substantial Modification	\$2,000 deposit, time and materials.
S-040	Planned Unit Development Tentative Subdivision Map Review	\$6,000 deposit, time and materials.
S-044	Zone Variance	\$1,000 deposit, time and materials.
S-051A	Pre-application Review	\$1,000 deposit, time and materials.
S-060C	COA Compliance Check for Building Permit Issuance	\$1,000 deposit, time and materials.
S-060K	Wireless Facility Access Permit	\$2,000 deposit, time and materials.
S-060L	Wireless Facility Minor Alteration Permit	\$1,000 deposit, time and materials.
S-83PW	Other Planning Applications Requiring Public Works Department Review and Comment	\$1,000 deposit, time and materials.
S-082F	Right of Entry Permit for Iron Horse Corridor	Small: \$300 per application.  Large: \$1,000 deposit, time and materials.



# THE BOARD OF SUPERVISORS OF CONTRA COSTA COUNTY, CALIFORNIA

and for Special Districts, Agencies and Authorities Governed by the Board

Adopted this Resolution on 09/17/2019 by the following vote:

AYE: ☒ 5 John Gioia  
Candace Andersen  
Diane Burgis  
Karen Mitchoff  
Federal D. Glover

NO: ☐  
ABSENT: ☐  
ABSTAIN: ☐  
RECUSE: ☐



## Resolution No. 2019/553

### APPROVAL OF LAND DEVELOPMENT FEE SCHEDULE

- A. State law authorizes Contra Costa County (County) and the Contra Costa County Flood Control and Water Conservation District (District) to charge fees for services and activities they perform based on the estimated reasonable cost of providing the services and activities for which the fees are charged.
- B. The County has conducted a review of certain services performed by the Department of Conservation and Development and Public Works Department on behalf of the County and the District in connection with development, construction, and issuance of certain discretionary and ministerial approvals, and the reasonable cost of providing those services, the beneficiaries of those services, and the revenues produced by those paying fees and charges for those services. These services, and the estimated reasonable cost for performing the services, are more particularly described in the July 15, 2019 "Update of the County Land Development Fee Schedule" ("Fee Study") prepared by the County's consultant, NBS.
- C. The Fee Study includes fees for certain services and activities performed by and on behalf of the County and the District. The Fee Study establishes that revenue from the proposed fees will not exceed the reasonable costs to perform the services and activities for which the fees are charged. The Fee Study further establishes that the amounts of the fees will not exceed the proportional cost of the services and activities provided to or attributable to each fee payer. The Fee Study further establishes that the fees included therein are for specific governmental services, benefits, and products directly provided to payers and not provided to persons not charged the fees.
- D. Pursuant to Government Code Sections 6062a, 66016, and 66018, notice of the public hearing on the adoption of this resolution was published and given, and, on September 17, 2019, a public hearing was held before the Board of Supervisors, as the governing body of the County and the District. The Board of Supervisors considered all written and oral testimony, comments, and presentations submitted at and before the hearing, including the board order and its attachments and the Fee Study.

NOW, THEREFORE, IT IS RESOLVED by the Board of Supervisors of Contra Costa County, as the governing body of the County and the District:

1. Determinations. Based on all written and oral testimony, reports, and presentations to the Board of Supervisors, including the board order and its attachments and the Fee Study, the Board of Supervisors DETERMINES that the fees set forth in the Fee Study attached hereto as Exhibit A are necessary to recover the County's and District's estimated reasonable costs for performing the services and activities for which the fees are charged; and further DETERMINES that these fees do not exceed the proportional cost of the service provided to, or benefit attributable to, payers of the fees.
2. Fee Schedule Adoption. The fees set forth in Exhibit A, attached hereto and incorporated herein by this reference, are hereby adopted and shall be charged and collected for the services and activities described in Exhibit A.
3. Fee Schedule Implementation. The fees set forth in Exhibit A shall be charged and implemented in accordance with Division 620 of the Ordinance Code, as may be amended from time to time.
4. Added Fees. One and one half times the set fee shall be charged for accelerated processing. Where additional fees must be charged and collected for completed staff work, or where a refund of excess deposited monies is due, and where such charge or refund is ten dollars (\$10.00) or less, a charge or refund need not be made, pursuant to and provided the requirements of Government Code Sections 29373.1 and 29375.1 and amendments thereto are met. Where a fee payment is

over 60 days past due, the departments may seek a court judgment against the debtor and will charge interest at a rate of ten percent (10%) from the date of judgment.

5. Repeal. Except as set forth in Section 6, Resolution No. 2018/615, including each of the fees contained therein, is repealed as of the effective date of this resolution. Notwithstanding anything to the contrary contained herein, this repeal shall not affect any obligation to pay fees charged under Resolution No. 2018/615 before the effective date of this resolution.
6. Severability. Notwithstanding any other provision of this resolution to the contrary, if a court of competent jurisdiction determines any fee set forth in Exhibit A is invalid or unenforceable, the comparable fee adopted by Resolution No. 2018/615, shall be deemed not to have been repealed and shall remain in effect and subject to the remaining provisions of this resolution. Notwithstanding any other provision of this resolution to the contrary, if a court of competent jurisdiction determines this resolution is invalid or unenforceable, Resolution No. 2018/615 shall be deemed not to have been repealed and shall remain in full force and effect.
7. Effective Date. This resolution becomes effective immediately. All of the fees included in the fee schedule attached as Exhibit A will be charged beginning March 1, 2020.

I hereby certify that this is a true and correct copy of an action taken and entered on the minutes of the Board of Supervisors on the date shown.

**ATTESTED: September 17, 2019**

David J. Twa, County Administrator and Clerk of the Board of Supervisors

Contact: Jason Crapo, 925-674-7722

*Jami Napier*  
By: Jami Napier, Deputy



cc:



Contra  
Costa  
County

To: Board of Supervisors  
From: PUBLIC PROTECTION COMMITTEE  
Date: September 17, 2019

Subject: Criminal Justice Adult Fees

---

**RECOMMENDATION(S):**

1. ACCEPT a report on the issue of certain fees assessed by the County related to criminal justice system.
2. CONSIDER adopting Resolution No. 2019/522 to place a moratorium on the assessment and collection of certain criminal justice fees and DIRECT staff to return to the Board of Supervisors with an update no later than December 31, 2019.
3. PROVIDE further direction to staff regarding next steps.

---

☒ APPROVE

☐ OTHER

☒ RECOMMENDATION OF CNTY ADMINISTRATOR

☐ RECOMMENDATION OF BOARD COMMITTEE

---

Action of Board On: **09/17/2019** ☒ APPROVED AS RECOMMENDED ☐ OTHER

Clerks Notes:

**VOTE OF SUPERVISORS**

AYE: John Gioia, District I Supervisor  
Diane Burgis, District III Supervisor  
Federal D. Glover, District V Supervisor

NO: Candace Andersen, District II Supervisor  
Karen Mitchoff, District IV Supervisor

I hereby certify that this is a true and correct copy of an action taken and entered on the minutes of the Board of Supervisors on the date shown.

ATTESTED: September 17, 2019

David J. Twa, County Administrator and Clerk of the Board of Supervisors

By: Jami Napier , Deputy

Contact: Paul Reyes,  
925-335-1096

### FISCAL IMPACT:

Should the Board of Supervisors enact a temporary moratorium on the collection of certain criminal justice fees, the net county cost would be approximately \$550,000 based on collections experienced during fiscal year 2018/19. This reflects the cost during the period September 17, 2019 through December 31, 2019 (the proposed date identified in the Resolution for staff to return to the Board on this issue). The annualized fiscal impact is approximately a \$1.8 million reduction in County revenue.

### BACKGROUND:

On February 26, 2019, the Board of Supervisors referred to the Public Protection Committee the issue of criminal justice system fees charged to individuals. Existing law allows the County to impose various criminal justice fees for the cost of administering the criminal justice system. The referral requested a review of the current programs, policies and practices related to criminal justice fees.

On April 1, 2019, the Public Protection Committee accepted an introductory report on the issue of criminal justice fees assessed in the County. The report provided during this meeting focused on criminal justice fees that had been positively identified as being local and discretionary fees (ones not mandated by California law): Probation Fees, Public Defender Fees, and Sheriff Custody Alternative Facility Fees.

On July 1, 2019, the Public Protection Committee accepted an a follow-up report on this issue which included a review of a wider range of criminal justice fees, including those that are mandated by state legislation. The Public Protection Committee voted unanimously to refer to the full Board of Supervisors a temporary moratorium on the assessment and collection of criminal justice fees currently authorized by the Contra Costa County Board of Supervisors.

During both of these meetings, the Public Protection Committee considered a number of concerns revolving around adult criminal justice fees, including concern over the inequity of criminal justice fees in that these fees are often disproportionately imposed on communities of color. There was also concern that criminal justice fees are regressive in that these fees hurt the poorest the most. It was also discussed that these fees can be impoverishing in that large monetary sanctions translate to large levels of debt that reinforce poverty and make it difficult for individuals to lead financially stable lives. Criminal fees could potentially undermine public safety. The goal of a successful post-incarceration period is to reintegrate into the community, yet these fees can create significant barriers to successful reentry.

There was also significant concern brought up regarding the ability-to-pay process. The majority of criminal fees include provisions that allow for either a waiver or reduction of the fee based on one's ability to pay. However, the Public Protection Committee received public comment from members of the public, defense attorneys, and a former judge that the ability-to-pay determinations are not being administered in a consistent and legal manner. There was also concern expressed that assessing fees without considering one's ability to pay violates constitutional guarantees against "excessive fines".

The Public Protection Committee's consideration of the above concerns ultimately led to the determination that it is in the best interest of the County, justice-involved adults, and the larger community to place a moratorium on the assessment and collection of adult criminal justice fees.

### Collection of Fees

For several years, the Superior Court of California - County of Contra Costa (Court) has been responsible for processing and collecting the majority of the criminal justice fees, fines and other assessments due to the County. The Court processes and collects the fees included in this report, with the

exception of the Custody Alternative Facility fees, which are processed and collected by the Office of the Sheriff.

### Revenue

The estimated revenue of the fees under consideration is approximately \$1.8 million for Fiscal Year 2019/2020. The table below shows a summary of the estimated fee revenue for Fiscal Year 2019/2020, by impacted department.

<b>Impacted Department</b>	<b>FY 19/20 Est. Revenue</b>
Sheriff - Custody Alternative Facility Fees	\$400,000
Sheriff - General Lab	\$120,000
Sheriff - Central Admin	\$40,000
Probation Department	\$521,000
Trial Court Programs (General Fund)	\$280,000
Alcohol & Other Drugs	\$230,000
Special Revenue Fund - Automated Fingerprint ID	\$180,000
Total	\$1,771,000

**Attachment A** shows the estimated fee revenue for Fiscal Year 2019/2020, by fee type.

### Additional Information on Each Fee

10% Fee – California Penal Code § 1203.1 provides counties the ability to charge an administrative fee of up to ten percent (10%) of the amount of restitution ordered to be paid through the court. In 1994, Contra Costa County Board of Supervisors approved a resolution establishing a fee up to 10% of the amount of restitution ordered.

California Fingerprint ID Penalty – In 1988, the Board of Supervisors approved Resolution No. 88/565 pursuant to California Government Code § 76102 to establish a County Automated Fingerprint Identification Fund in Contra Costa County and to charge a fifty cent (\$0.50) assessment for each \$10 fine, penalty, or forfeiture imposed and collected by the courts for all criminal offense and certain violations of the Vehicle Code. The purpose of this fee was to assist the County in the establishment and maintenance of adequate fingerprint facilities and suspect booking identification facilities.

Booking Fee – Contra Costa County is currently authorized by Ordinance No. 2011-13 and California Government Code § 29550 to recover any criminal justice administration fee (“Booking Fee”) imposed by the County from the arrested person if the person is convicted of any criminal offense related to the arrest.

Drug Diversion Fee – In 1994, the Board of Supervisors approved a resolution pursuant to California Penal Code § 1211 to charge a fee for the administrative costs incurred in processing a drug diversion case.

Alcohol Test & C.A.P Fee – Contra Costa County is currently authorized by Resolution No. 88/28 and California Penal Code § 1463.14 and § 1463.16 to charge two separate \$50 assessments on defendants convicted of violating California Vehicle Code § 23152 or § 23153 (driving a motor vehicle under the influence of alcohol or drugs). Alcohol Test Fee revenue and fifty percent (50%) of C.A.P. fee revenue is used to offset the cost of laboratory testing performed by the Office of the Sheriff.

Probation Drug Diversion Fee – In 1995, the Contra Costa County Board of Supervisors authorized an administrative fee for the Probation Department’s processing of clients into a drug diversion program pursuant to Penal Code § 1001.15.

Probation Supervision Fee - The Probation Department is currently authorized by Resolution No. 2010/262 and Penal Code § 1203.1b to charge a Probation Supervision Fee to recover the cost of probation supervision.

Probation Drug Test Fee – The Probation Department is currently authorized by Penal Code § 1203.1ab to charge a Probation Drug Test Fee to recover the cost of drug testing required as a condition of one’s probation.

Probation Report Fee – The Probation Department is currently authorized by Ordinance 2009-28 and Penal Code § 1203.1b and § 1203.7 to charge a Probation Report Fee to recover the cost to conduct a preplea investigation of a criminal defendant and prepare a preplea report.

Alcohol and Drug Assessment Fee - Contra Costa County is currently authorized by Resolution 99/347 and Penal Code § 1463.13 to charge an Alcohol and Drug Assessment Fee to recover the cost of providing community substance abuse services for those convicted of driving under the influence. The revenue generated from this fee funds community substance abuse services.

Public Defender Fees - Contra Costa County is currently authorized by Penal Code § 987.81 to recover the cost of court appointed counsel. The revenue generated from this fee are used to offset the County’s cost for court appointed counsel. The Contra Costa Public Defender does not assess, process, or collect this fee.

Custody Alternative Facility Fees - the Contra Costa County Office of the Sheriff is currently authorized by Resolution 2008/303 and Penal Code § 4024.2 and § 1203.016 to charge fees to participate in the Custody Alternative Program to recover the cost of administering the program.

#### CONSEQUENCE OF NEGATIVE ACTION:

The County would continue with its billing and collections practices related to criminal justice fees.

#### CLERK'S ADDENDUM

**Public Speakers: Aila Ferguson, Brandon Banks, Christa Brown, Rita Barouch, Cheryl Sudduth, Ellen McDonnell, Rebecca Brown, Sarah Edwards, Ali Saidi, Willie Mims, Mary Sylla, Andrea Crider, Mariana Moore, Tony, Julian Ross, Suzanne Llewellyn, Jeff Landau.**

Direct Public Protection Committee to gather requested data about justice fees in Costa County, and return to the Board of Supervisors before the end of the year.

#### AGENDA ATTACHMENTS

Resolution 2019/522

Attachment A - Estimated Fee Revenue by Fee Type

#### MINUTES ATTACHMENTS

Moratorium letter

Signed Resolution 2019/522

**THE BOARD OF SUPERVISORS OF CONTRA COSTA COUNTY, CALIFORNIA**  
**and for Special Districts, Agencies and Authorities Governed by the Board**

Adopted this Resolution on 09/17/2019 by the following vote:

<b>AYE:</b>	<input type="text" value="3"/>	<b>John Gioia</b> <b>Diane Burgis</b> <b>Federal D. Glover</b>
<b>NO:</b>	<input type="text" value="2"/>	<b>Candace Andersen</b> <b>Karen Mitchoff</b>
<b>ABSENT:</b>	<input type="text"/>	
<b>ABSTAIN:</b>	<input type="text"/>	
<b>RECUSE:</b>	<input type="text"/>	



**Resolution No. 2019/522**

IN THE MATTER OF a proposed moratorium on the assessment and pursuit of collection of certain adult criminal justice fees.

WHEREAS, criminal justice financial obligations, such as fees for probation, indigent defense, and work release programs, can have long-term effects that can undermine successful societal reentry goals of the formerly-incarcerated, such as attaining stable housing, transportation, and employment.

WHEREAS, criminal justice debt levied against low income or indigent adults compromises key principles of fairness in the administration of justice in a democratic society and engenders deep distrust of the criminal justice system among those overburdened by such debt.

WHEREAS, according to a report by the Ella Baker Center for Human Rights, the average debt incurred for court-ordered fines and fees line was roughly equal to the annual income for low-income respondents.

WHEREAS, a national survey of formerly incarcerated people found that families often bear the burden of fees.

WHEREAS, on July 21, 1994, Contra Costa County Board of Supervisors approved a resolution pursuant to California Penal Code § 1203.1 to charge up to a ten percent fee ("10% Fee") of the amount of restitution ordered by the Superior Court.

WHEREAS, Contra Costa County is currently authorized by Resolution No. 88/565 and California Government Code § 76102 to establish a County Automated Fingerprint Identification Fund in Contra Costa County and to charge a fifty cent (\$0.50) assessment ("California Fingerprint ID Penalty") for each \$10 fine, penalty, or forfeiture imposed and collected by the Superior Court for all criminal offense and certain violations of the Vehicle Code for the purpose of assisting the County in the establishment and maintenance of adequate fingerprint facilities and suspect booking identification facilities.

WHEREAS, Contra Costa County is currently authorized by Ordinance No. 2011-13 and California Government Code § 29550 to recover any criminal justice administration fee ("Booking Fee") imposed by the County from the arrested person if the person is convicted of any criminal offense related to the arrest.

WHEREAS, Contra Costa County is currently authorized by California Penal Code § 1211 and resolution approved by the Board of Supervisors on July 21, 1994 to charge a fee ("Drug Diversion fee") for the administrative and laboratory analysis costs incurred in processing a drug diversion case.

WHEREAS, Contra Costa County is currently authorized by Resolution No. 88/28 and California Penal Code § 1463.14 and § 1463.16 to charge two separate \$50 assessments (the "Alcohol Test fee" and "C.A.P. fee") on defendants convicted of violating California Vehicle Code § 23152 or § 23153 (driving a motor vehicle under the influence of alcohol or drugs).

WHEREAS, on September 14, 1995, the Contra Costa County Board of Supervisors authorized a Probation Drug Diversion administrative fee ("Probation Department Drug Diversion fee") for the Probation Department's processing of clients into a drug diversion program pursuant to Penal Code § 1001.15.

WHEREAS, Contra Costa County's Probation Department is currently authorized by Resolution No. 2010/262 and Penal Code § 1203.1b to charge a Probation Supervision Fee ("Cost of Probation fee") to recover the cost of probation supervision.

WHEREAS, Contra Costa County's Probation Department is currently authorized by Penal Code § 1203.1ab to charge a



Probation Drug Test fee (“Probation Drug Testing fee”) to recover the cost of drug testing required as a condition of one’s probation.

WHEREAS, Contra Costa County’s Probation Department is currently authorized by Ordinance 2009-28 and Penal Code § 1203.1b and § 1203.7 to charge a Probation Report Fee (“Probation Report Fee”) to recover the cost to conduct a preplea investigation of a criminal defendant and prepare a preplea report.

WHEREAS, Contra Costa County is currently authorized by Resolution 99/347 and Penal Code § 1463.13 to charge an Alcohol and Drug Assessment Fee (“Alcohol and Drug Assessment Fee”) to recover the cost of providing community substance abuse services for those convicted of driving under the influence.

WHEREAS, Contra Costa County is currently authorized by Penal Code § 987.81 to charge Public Defender Fees (“Public Defender Fees”) to recover the cost of court appointed counsel.

WHEREAS, the Contra Costa County Office of the Sheriff is currently authorized by Resolution 2008/303 and Penal Code § 4024.2 and § 1203.016 to charge fees to participate in the Custody Alternative Program to recover the cost of administering the program.

WHEREAS, the Board of Supervisors referred to the Public Protection Committee the matter of whether the County should continue to assess and collect certain adult criminal justice fees in light of the financial hardship and social impact of such fees on individuals and their families.

WHEREAS, the Public Protection Committee received testimony from the community expressing concern that these fees are assessed without a consistent ability-to-pay determination.

WHEREAS, the Board of Supervisors finds that it is in the best interest of the County, justice-involved adults, and the larger community to place a moratorium on the assessment and collection of the above-named adult fees.

NOW, THEREFORE, BE IT RESOLVED THAT:

1. Effective September 17, 2019, and until further action by the Board of Supervisors, the Office of the Sheriff's authority to assess Custody Alternative Facility program fees is temporarily suspended. In addition, the Office of the Sheriff will not pursue collection of such fees on existing accounts.
2. Effective September 17, 2019, and until further action by the Board of Supervisors, the Probation Department's authority to assess and collect the following fees is temporarily suspended: Probation Report Fee, Cost of Probation fee, Probation Drug Testing fee, and Probation Department Drug Diversion fee. In addition, the Probation Department will not pursue collection of such fees on existing accounts.
3. Effective September 17, 2019, and until further action by the Board of Supervisors, Contra Costa County will temporarily suspend the assessment and collection of the following fees: 10% Fee, California Fingerprint ID Penalty, Booking Fee (collected from arrestee), Drug Diversion fee, Alcohol Test fee, C.A.P. fee, Alcohol and Drug Assessment Fee, and Public Defender Fees.
4. The County Administrator will notify the Superior Court of this moratorium on the assessment and collection of the above adult criminal justice fees that are collected by the Superior Court. This includes a moratorium on the collection of such fees on existing accounts.
5. The County Administrator will report back to the Board of Supervisors on this matter on or before December 31, 2019.

I hereby certify that this is a true and correct copy of an action taken and entered on the minutes of the Board of Supervisors on the date shown.

**ATTESTED: September 17, 2019**

David J. Twa, County Administrator and Clerk of the Board of Supervisors

**Contact: Paul Reyes, 925-335-1096**

By: Jami Napier , Deputy

**cc:** Robert Campbell, Auditor-Controller



**ESTIMATED FEE REVENUE BY FEE TYPE**

<b>Fee Description</b>	<b>Funded Department/Program</b>	<b>FY 19/20 Est. Revenue</b>
10% Fee	Trial Court Programs	\$ 80,000
California Fingerprint ID Penalty	Automated Fingerprint ID	\$ 180,000
Booking Fee	Sheriff Central Admin	\$ 40,000
Drug Diversion Fee	Trial Court Programs	\$ 60,000
Alcohol Test Fee	Sheriff - General Lab	\$ 80,000
C.A.P. Fee	Sheriff - General Lab	\$ 40,000
C.A.P. Fee	Alcohol & Other Drugs	\$ 40,000
Probation Drug Diversion Fee	Probation - Adult	\$ 1,000
Probation Supervision Fee	Probation - Adult	\$ 430,000
Probation Drug Test Fee	Probation - Adult	\$ 60,000
Probation Report Fee	Probation - Adult	\$ 30,000
Alcohol/Drug Assessment Fee	Alcohol & Other Drugs	\$ 190,000
Public Defense Fee	Trial Court Programs	\$ 140,000
Work Alternative	Custody Alternative Facility	\$ 360,000
Electronic Home Detention/Alcohol Monitoring	Custody Alternative Facility	\$ 40,000
	<b>Total</b>	\$ 1,771,000

September 16, 2019

Contra Costa County Board of Supervisors  
651 Pine Street  
Martinez, CA 94553

Re: Moratorium on Criminal Justice Fees (Item D.4, Board Agenda 9/17/19)

Dear Members of the Board of Supervisors:

We the undersigned write in support of the proposed moratorium on the assessment and collection of criminal justice administrative fees currently imposed by Contra Costa County; this moratorium is to be considered at the Board of Supervisors' meeting on Tuesday, September 17, 2019. We support this moratorium and call on the Supervisors to end this practice.

As you know, under California state law counties are permitted, but not mandated, to impose certain administrative fees on justice-involved people. Administrative fees, which are different from fines and restitution, include fees for supervision, investigation reports, drug tests, electronic monitoring, participation in work alternative programs, and even for representation by the Public Defender's Office (all of whose clients are considered indigent).

For people with limited resources, these fees can have substantial, long-term and counter-productive impacts: People may be denied release from probation until all fees have been paid; their paychecks may be garnished or tax refunds intercepted for decades; they may be subjected to harsh and unreasonable demands by for-profit debt collectors hired to compel payment; and such fees may render them ineligible to clear their records as permitted by law.

A growing body of research demonstrates that such fees inflict high pain for low gain: They impose significant and disproportionate financial hardships on low-income people and people of color and on their families while adding minimal revenue to county coffers.

A statistical analysis of national and state-level court data conducted by researchers at the University of Washington found that "if the policy goal is to improve the lives of victims, recoup state expenditures, and reduce crime...the imposition of monetary sanctions is very likely a policy failure."<sup>1</sup>

The United States Council of Economic Advisers found that "fines and fees are regressive payments that disproportionately impact the poor,"<sup>2</sup> while the Brookings Institute has found that "the fact that monetary sanctions from the criminal justice system result in a substantial number of reincarcerations suggests these penalties are generating important costs to society ranging from the most direct (increasing corrections costs) to those that are broader (e.g., interrupting careers and housing, disrupting families, and harming job prospects)."<sup>3</sup>

<sup>1</sup> Harris, A., Evans, H., & Beckett, K. (2010). "Drawing Blood from Stones: Legal Debt and Social Inequality in the Contemporary United States." *American Journal of Psychology*, 115, 1753-99.

<sup>2</sup> US Council of Economic Advisers. (12/2015). "Fines, Fees, and Bail: Payments in the Criminal Justice System that Disproportionately Impact the Poor." *Issue Brief*, Office of the President of the United States

<sup>3</sup> Liu, P., Nunn, R., & Sambhugh, J. (2019). "Nine Facts about Monetary Sanctions in the Criminal Justice System." *The Hamilton Project*. Brookings Institute.

Further, the burden of paying these fees disproportionately falls on women, with one study finding that of the family members primarily responsible for these costs, 83% were women.<sup>4</sup>

With increasing attention to the unintended, detrimental, and lasting consequences of money-based justice systems, counties across the country are now seizing the opportunity to reconsider and reform such past practices. The decision to suspend both new fees and the collection of fee-related debt would be a major stride towards a more just and equitable Contra Costa County, and we urge you to vote for this moratorium.

Respectfully,

Contra Costa Public Defenders Association

Central Labor Council of Contra Costa County

SEIU 1021

Lift Up Contra Costa

Contra Costa County Racial Justice Coalition

Contra Costa Immigrant Rights Alliance

BWOPA Richmond/Contra Costa Chapter

Safe Return Project

Monument Impact

ACCE

Immigration Institute of the Bay Area

Organizing for Action – Contra Costa

SURJ (Showing Up for Racial Justice) Contra Costa County

Douglas Leich, Racial Justice Working Group of Multi-faith ACTION Coalition

Ensuring Opportunity Campaign

Asian Americans Advancing Justice – Asian Law Caucus

Reentry Solutions Group  
California Nurses Association

<sup>4</sup> deVuono-powell, S., Schweidler, C., Walters, A., and Zohrabi, A. (2015). "Who Pays? The True Cost of Incarceration on Families." Ella Baker Center.

# THE BOARD OF SUPERVISORS OF CONTRA COSTA COUNTY, CALIFORNIA

and for Special Districts, Agencies and Authorities Governed by the Board

Adopted this Resolution on 09/17/2019 by the following vote:

AYE: ☒ 3 **John Gioia**  
**Diane Burgis**  
**Federal D. Glover**

NO: ☒ 2 **Candace Andersen**  
**Karen Mitchoff**

ABSENT: ☒

ABSTAIN: ☒

RECUSE: ☒



## Resolution No. 2019/522

IN THE MATTER OF a proposed moratorium on the assessment and pursuit of collection of certain adult criminal justice fees.

WHEREAS, criminal justice financial obligations, such as fees for probation, indigent defense, and work release programs, can have long-term effects that can undermine successful societal reentry goals of the formerly-incarcerated, such as attaining stable housing, transportation, and employment.

WHEREAS, criminal justice debt levied against low income or indigent adults compromises key principles of fairness in the administration of justice in a democratic society and engenders deep distrust of the criminal justice system among those overburdened by such debt.

WHEREAS, according to a report by the Ella Baker Center for Human Rights, the average debt incurred for court-ordered fines and fees line was roughly equal to the annual income for low-income respondents.

WHEREAS, a national survey of formerly incarcerated people found that families often bear the burden of fees.

WHEREAS, on July 21, 1994, Contra Costa County Board of Supervisors approved a resolution pursuant to California Penal Code § 1203.1 to charge up to a ten percent fee ("10% Fee") of the amount of restitution ordered by the Superior Court.

WHEREAS, Contra Costa County is currently authorized by Resolution No. 88/565 and California Government Code § 76102 to establish a County Automated Fingerprint Identification Fund in Contra Costa County and to charge a fifty cent (\$0.50) assessment ("California Fingerprint ID Penalty") for each \$10 fine, penalty, or forfeiture imposed and collected by the Superior Court for all criminal offense and certain violations of the Vehicle Code for the purpose of assisting the County in the establishment and maintenance of adequate fingerprint facilities and suspect booking identification facilities.

WHEREAS, Contra Costa County is currently authorized by Ordinance No. 2011-13 and California Government Code § 29550 to recover any criminal justice administration fee ("Booking Fee") imposed by the County from the arrested person if the person is convicted of any criminal offense related to the arrest.

WHEREAS, Contra Costa County is currently authorized by California Penal Code § 1211 and resolution approved by the Board of Supervisors on July 21, 1994 to charge a fee ("Drug Diversion fee") for the administrative and laboratory analysis costs incurred in processing a drug diversion case.

WHEREAS, Contra Costa County is currently authorized by Resolution No. 88/28 and California Penal Code § 1463.14 and § 1463.16 to charge two separate \$50 assessments (the "Alcohol Test fee" and "C.A.P. fee") on defendants convicted of violating California Vehicle Code § 23152 or § 23153 (driving a motor vehicle under the influence of alcohol or drugs).

WHEREAS, on September 14, 1995, the Contra Costa County Board of Supervisors authorized a Probation Drug Diversion administrative fee ("Probation Department Drug Diversion fee") for the Probation Department's processing of clients into a drug diversion program pursuant to Penal Code § 1001.15.

WHEREAS, Contra Costa County's Probation Department is currently authorized by Resolution No. 2010/262 and Penal Code § 1203.1b to charge a Probation Supervision Fee ("Cost of Probation fee") to recover the cost of probation supervision.

WHEREAS, Contra Costa County's Probation Department is currently authorized by Penal Code § 1203.1ab to charge a

Probation Drug Test fee ("Probation Drug Testing fee") to recover the cost of drug testing required as a condition of one's probation.

WHEREAS, Contra Costa County's Probation Department is currently authorized by Ordinance 2009-28 and Penal Code § 1203.1b and § 1203.7 to charge a Probation Report Fee ("Probation Report Fee") to recover the cost to conduct a preplea investigation of a criminal defendant and prepare a preplea report.

WHEREAS, Contra Costa County is currently authorized by Resolution 99/347 and Penal Code § 1463.13 to charge an Alcohol and Drug Assessment Fee ("Alcohol and Drug Assessment Fee") to recover the cost of providing community substance abuse services for those convicted of driving under the influence.

WHEREAS, Contra Costa County is currently authorized by Penal Code § 987.81 to charge Public Defender Fees ("Public Defender Fees") to recover the cost of court appointed counsel.

WHEREAS, the Contra Costa County Office of the Sheriff is currently authorized by Resolution 2008/303 and Penal Code § 4024.2 and § 1203.016 to charge fees to participate in the Custody Alternative Program to recover the cost of administering the program.

WHEREAS, the Board of Supervisors referred to the Public Protection Committee the matter of whether the County should continue to assess and collect certain adult criminal justice fees in light of the financial hardship and social impact of such fees on individuals and their families.

WHEREAS, the Public Protection Committee received testimony from the community expressing concern that these fees are assessed without a consistent ability-to-pay determination.

WHEREAS, the Board of Supervisors finds that it is in the best interest of the County, justice-involved adults, and the larger community to place a moratorium on the assessment and collection of the above-named adult fees.

NOW, THEREFORE, BE IT RESOLVED THAT:

1. Effective September 17, 2019, and until further action by the Board of Supervisors, the Office of the Sheriff's authority to assess Custody Alternative Facility program fees is temporarily suspended. In addition, the Office of the Sheriff will not pursue collection of such fees on existing accounts.
2. Effective September 17, 2019, and until further action by the Board of Supervisors, the Probation Department's authority to assess and collect the following fees is temporarily suspended: Probation Report Fee, Cost of Probation fee, Probation Drug Testing fee, and Probation Department Drug Diversion fee. In addition, the Probation Department will not pursue collection of such fees on existing accounts.
3. Effective September 17, 2019, and until further action by the Board of Supervisors, Contra Costa County will temporarily suspend the assessment and collection of the following fees: 10% Fee, California Fingerprint ID Penalty, Booking Fee (collected from arrestee), Drug Diversion fee, Alcohol Test fee, C.A.P. fee, Alcohol and Drug Assessment Fee, and Public Defender Fees.
4. The County Administrator will notify the Superior Court of this moratorium on the assessment and collection of the above adult criminal justice fees that are collected by the Superior Court. This includes a moratorium on the collection of such fees on existing accounts.
5. The County Administrator will report back to the Board of Supervisors on this matter on or before December 31, 2019.

I hereby certify that this is a true and correct copy of an action taken and entered on the minutes of the Board of Supervisors on the date shown.

**ATTESTED: September 17, 2019**

David J. Twa, County Administrator and Clerk of the Board of Supervisors

*Jami Napier*  
By: Jami Napier, Deputy



Contact: Paul Reyes, 925-335-1096

cc: Robert Campbell, Auditor-Controller



**Contra  
Costa  
County**

To: Board of Supervisors  
From: David Twa, County Administrator  
Date: September 17, 2019

Subject: Resolution No. 2019/536 Adoption of the FY 2019/20 Budget As Finally Determined

---

**RECOMMENDATION(S):**

ADOPT Resolution No. 2019/536 adopting the FY 2019/20 Adopted Budget as finally determined, including:

- a. Final changes to close out the 2018/2019 County Budget, including changes to revenues, appropriations, and obligated fund balances; and AUTHORIZE the Auditor-Controller to make the necessary changes in the financial accounting system, as reflected in Attachment A;
- b. Final changes in the 2019/2020 County Budget, including changes to appropriations, revenues, and obligated fund balances; and AUTHORIZE the County Administrator and Auditor-Controller to make technical adjustments to the budgets pursuant to Attachment B (County - Schedule A, B, and C);
- c. Final changes to close out the 2018/2019 Special Districts Budget, including changes to revenues, appropriations, and obligated fund balances; and AUTHORIZE the Auditor-Controller to make the necessary changes in the financial accounting system, as reflected in Attachment C; and

---

☒ APPROVE

☐ OTHER

☒ RECOMMENDATION OF CNTY ADMINISTRATOR

☐ RECOMMENDATION OF BOARD COMMITTEE

---

Action of Board On: **09/17/2019** ☒ APPROVED AS RECOMMENDED ☐ OTHER

Clerks Notes:

**VOTE OF SUPERVISORS**

AYE: John Gioia, District I Supervisor  
Candace Andersen, District II Supervisor  
Diane Burgis, District III Supervisor  
Karen Mitchoff, District IV Supervisor  
Federal D. Glover, District V Supervisor

I hereby certify that this is a true and correct copy of an action taken and entered on the minutes of the Board of Supervisors on the date shown.

ATTESTED: September 17, 2019

David J. Twa, County Administrator and Clerk of the Board of Supervisors

Contact: Lisa Driscoll, County Finance  
Director (925) 335-1023

By: Jami Napier, Deputy

cc: Robert Campbell, Auditor-Controller

RECOMMENDATION(S): (CONT'D)

>

- d. Final changes in the 2019/2020 Special Districts Budget, including changes to appropriations, revenues, and obligated fund balances; and AUTHORIZE the County Administrator and Auditor-Controller to make technical adjustments to the budgets pursuant to Attachment D (Special Districts - Schedule A, B, and C).

FISCAL IMPACT:

As described in the background information below, this action adjusts FY 2018/19 appropriations and revenues to balance budgeted figures to actual experience; and for FY 2019/20, includes fund balances, reserves, designations and all estimated revenue and appropriation line item changes to correspond to the latest information.

BACKGROUND:

On April 16, 2019, the Board of Supervisors adopted the FY 2019/20 Recommended Budget for Countywide Funds and Special Districts. Also on April 16, the Board of Supervisors conducted public hearings on County and Special District budgets and directed the County Administrator to prepare for Board adoption the FY 2019/20 County and Special District Budgets, as modified, to incorporate any changes directed by the Board during the public hearings.

On May 7, 2019, the Board of Supervisors requested that the Auditor-Controller make adjustments to the FY 2018/2019 appropriations and revenues by reallocating and balancing budgeted and actual expenditures and revenues as needed for various budget units and special districts, subject to Board approval in September. This request is pursuant to state law that requires each budget unit and expenditure object level within those units not exceed appropriations. Each year, this requirement generates a substantial number of adjustments to balance each budget unit and object. Attachments A and C (County and Special Districts respectively) contain the necessary appropriation adjustments to close out the 2018/2019 Budget.

Also on May 7, the Board of Supervisors authorized the Auditor-Controller to make technical adjustments to the FY 2019/2020 County and Special District Budgets when actual amounts were known. This action is pursuant to state law that requires the Board of Supervisors adopt a budget which includes obligated fund balances and all estimated revenue and appropriation line item changes to the proposed Budget no later than October 2 of each year. Attachments B and D (County and Special Districts respectively) include changes to revenues, appropriations, and obligated fund balances in the 2019/2020 Budget to correspond with the latest fiscal and legal information and the necessity to re-budget appropriations for programs not fully utilizing Board authorized spending levels in 2018/2019.

Included in these annual materials are several items of note, specifically:

- On May 21, 2019, the Board of Supervisors approved an Appropriations and Revenue Adjustment (No. 5000) for increasing fiscal year 2019/20 fund balance available in an aggregate amount of \$8.8 million. The adjustment provides for medical and mental health services and related infrastructure at the Martinez Detention Facility. Attachment B (Schedule A) in today's action includes reserve funds to provide for the adjustment for the \$8.8 million previously approved from General Fund reserves.



- As part of the ongoing build out of the new Administration Building and new Emergency Operations Center/Public Safety Building both the County Administrator's Office and the Department of Information Technology are recommending adding \$7.5 million to the project budget. The funds will be used to substantially improve the security, communications ability, wireless connectivity and public information capabilities, especially during emergency events. Besides funding the purchase of advanced equipment, the additional funds will also support extended warranty and service contracts to maintain this new equipment, specialized installation services to insure the components are operational and integrated with other existing County systems and specialized staff in the Department of Information Technology to support the extra work involved in oversight of the selection, installation and integration of the the large amount of new equipment in both projects. Attachment B (Schedule C) in today's action include the adjustment for the \$7.5 million.
- Earlier this year the Department of Finance notified the State Controller's Office to withhold a portion of each county's share of 1991 Realignment funding (the Vehicle License Fee Mental Health sub-account) from the August 2019 allocations to counties. The withholding was for the first year of a four year replaying of federal recoupments associated with the federal Office of Inspector General's audit report, titled "California Claimed Millions of Dollars in Unallowable Federal Medicaid Reimbursement for Specialty Mental Health Services (Audit A-09-15-02040). Contra Costa County's share of the \$180.6 million totals \$7.256 million. In order to avoid reducing mental health services, Attachment B (Schedule C) in today's action includes an adjustment for the first year's transfer of \$1.8 million.
- In order to complete the close-out of the Family Law Debt Service Fund (135400), a journal (JV#980100) was processed to zero out residual funds. The impact is that the general fund balance on Attachment B (Schedule A) in today's action includes an additional \$2.1 million, which will be used for eligible capital expenditures.
- Attachment B (Schedule C) in today's action includes \$1.1 million for minor building improvements to 10 Douglas Drive and State mandated court facility costs, and \$35.5 million for capital projects, which are in addition to the encumbrances identified below,
- And finally, Attachment B (Schedule B) includes encumbrances of \$88.1 million. Encumbrance amounts are much higher than historical figures due to the encumbrance of three major capital projects, the new County Administration Building, the new Emergency Operation Center, and the West Contra Costa County Reentry, Treatment, and Housing Facility project. Funds previously restricted in the amount of \$22.5 million (match) were encumbered for FY 2019/20. The encumbrance provides the cash match portion of the State SB 844 jail construction program awarded to the County for the West Contra Costa County Reentry, Treatment, and Housing Facility project.

CONSEQUENCE OF NEGATIVE ACTION:

Delay in Final Budget Adoption.



AGENDA ATTACHMENTS

Resolution 2019/536

Attachment A

Attachment B

Attachment C

Attachment D

MINUTES ATTACHMENTS

Signed Resolution 2019/536

**THE BOARD OF SUPERVISORS OF CONTRA COSTA COUNTY, CALIFORNIA**  
**and for Special Districts, Agencies and Authorities Governed by the Board**

Adopted this Resolution on 09/17/2019 by the following vote:

		<b>John Gioia</b>
		<b>Candace Andersen</b>
<b>AYE:</b>	<input type="text" value="5"/>	<b>Diane Burgis</b>
		<b>Karen Mitchoff</b>
		<b>Federal D. Glover</b>
<b>NO:</b>	<input type="text"/>	
<b>ABSENT:</b>	<input type="text"/>	
<b>ABSTAIN:</b>	<input type="text"/>	
<b>RECUSE:</b>	<input type="text"/>	



**Resolution No. 2019/536**

**In The Matter Of:** Adopting the FY 2019/20 Adopted Budget as finally determined and Closing-out the FY 2018/19 Budget.

The Contra Costa County Board of Supervisors acting in its capacity as the Governing Board of the County of Contra Costa and all districts of which it is the ex-officio governing Board **RESOLVES THAT:**

The Board **ADOPT** final materials including:

1. Final changes to close out the 2018/2019 County Budget, including changes to revenues, appropriations, and obligated fund balances; and **AUTHORIZE** the Auditor-Controller to make the necessary changes in the financial accounting system, as reflected in Attachment A;
2. Final changes in the 2019/2020 County Budget, including designations and changes to appropriations, revenues, and obligated fund balances; and **AUTHORIZE** the County Administrator and Auditor-Controller to make technical adjustments to the budgets pursuant to Attachment B (County - Schedule A, B, and C);
3. Final changes to close out the 2018/2019 Special Districts Budget, including changes to revenues, appropriations, and obligated fund balances; and **AUTHORIZE** the Auditor-Controller to make the necessary changes in the financial accounting system, as reflected in Attachment C; and
4. Final changes in the 2019/2020 Special Districts Budget, including designations and changes to appropriations, revenues, and obligated fund balances; and **AUTHORIZE** the County Administrator and Auditor-Controller to make technical adjustments to the budgets pursuant to Attachment D (Special Districts - Schedule A, B, and C);

I hereby certify that this is a true and correct copy of an action taken and entered on the minutes of the Board of Supervisors on the date shown.

**Contact: Lisa Driscoll, County Finance Director (925) 335-1023**

**ATTESTED: September 17, 2019**

David J. Twa, County Administrator and Clerk of the Board of Supervisors

By: Jami Napier, Deputy

**cc:** Robert Campbell, Auditor-Controller

CONTRA COSTA COUNTY  
ESTIMATED REVENUE ADJUSTMENT  
T/C 24

ACCOUNT CODING		BUDGET UNIT: County - various			
ORGANIZATION	REVENUE ACCOUNT	REVENUE ACCOUNT DESCRIPTION	INCREASE		<DECREASE>
0005	9010	BU0005	995,861	00	
0791	9967	BU0791	4,516,322	00	
5561	9951	BU0581	13,000	00	
1803	9431	BU0589	273,000	00	
1780	8981	BU0249	282,565	00	
2900	9951	BU0243	220,729	00	
4010	9879	BU0079	1,047,352	00	
0642	8981	BU0642	7,000	00	
0005	9010	BU 0005	6,200,000	00	
6200	8381	BU 0540	3,633,131	00	
0451	9281	BU 0451	20,895	00	
5920	9322	BU 0466	1,763,000	00	
TOTALS			18,972,855	00	0 00

APPROVED

AUDITOR-CONTROLLER:

BY:  DATE 5/21/19

COUNTY ADMINISTRATOR:

BY:  DATE 9/12/19

BOARD OF SUPERVISORS:

YES:

NO:

BY: \_\_\_\_\_ DATE \_\_\_\_\_

EXPLANATION OF REQUEST

FY2018-19 Clean Up Adjustment



SIGNATURE

TITLE

DATE

REVENUE ADJ.  
JOURNAL NO.

RAOO

5124

CONTRA COSTA COUNTY  
APPROPRIATION ADJUSTMENT

T/C 27

AUDITOR-CONTROLLER USE ONLY

FINAL APPROVAL NEEDED BY:



BOARD OF SUPERVISORS



COUNTY ADMINISTRATOR

ACCOUNT CODING		BUDGET UNIT: County - various				
ORGANIZATION	EXPENDITURE SUB-ACCOUNT	EXPENDITURE ACCOUNT DESCRIPTION	<DECREASE>		INCREASE	
0036	1011	BU 0036	5,000	00		
0036	2479				5,000	00
1693	2479	BU 0025	50,000	00		
1693	5011				50,000	00
0791	2479	BU 0791	1,500	00		
0791	3501				4,517,822	00
4290	1011	BU 0060	231,100	00		
4280	4955				47,100	00
4293	5011				184,000	00
1070	1011	BU 0147	1,010,000	00		
1070	2479		999,000	00		
1070	5011				2,009,000	00
0356	3580	BU 0356			4,472	00
1300	2479	BU 0035	74,000	00		
1300	5022				74,000	00
4110	4202	BU 0085	89,173	00		
4110	4210				89,173	00
4402	4269	BU 0111	254	00		
4402	4265				487	00
4411	4303				689	00
4423	4283				35	00
4433	4234		40,000	00		
4433	4113				40,000	00
4435	4470		957	00		
1600	1011	BU 0016	605,186	00		
1600	2479				216,000	00
1600	5022				45,000	00
0019	2310	BU 0019			344,186	00
1700	1011	BU 0030	10	00		
1700	3611				10	00
TOTALS			3,106,180	00	7,626,974	00

APPROVED

EXPLANATION OF REQUEST

AUDITOR-CONTROLLER:

BY: 

DATE

8/21/19

COUNTY ADMINISTRATOR:

BY: 

DATE

9/12/19

BOARD OF SUPERVISORS:

YES:

NO:

FY2018-19 Clean Up Adjustment



SIGNATURE

TITLE

DATE

APPROPRIATION

APOO

5124

ADJ. JOURNAL NO.

BY: \_\_\_\_\_ DATE \_\_\_\_\_

CONTRA COSTA COUNTY  
APPROPRIATION ADJUSTMENT

T/C 27

AUDITOR-CONTROLLER USE ONLY

FINAL APPROVAL NEEDED BY:

☒ BOARD OF SUPERVISORS☐ COUNTY ADMINISTRATOR

ACCOUNT CODING		BUDGET UNIT: County - various				
ORGANIZATION	EXPENDITURE SUB-ACCOUNT	EXPENDITURE ACCOUNT DESCRIPTION	<DECREASE>		INCREASE	
5101	1011	BU 0501	1,329,000	00		
5101	2479		1,230,000	00		
5101	5022				2,559,000	00
5220	2479	BU 0502	490,000	00		
5220	3316				490,000	00
5330	1011	BU 0503	1,900,000	00		
5330	3313		1,486,000	00		
5330	2479				86,000	00
5330	5022				3,300,000	00
5450	1011	BU 0504	523,000	00		
5450	5022				510,000	00
0505	3611	BU 0505	200,000	00		
0505	2479				200,000	00
0507	2479	BU 0507			13,000	00
0508	1011	BU 0508	42,000	00		
0508	2479				42,000	00
5561	2479	BU 0581			13,000	00
5601	2479	BU 0583	98,000	00		
5601	5022				98,000	00
0585	2479	BU 0585	10,000	00		
0585	5011				10,000	00
0586	2479	BU 0586	21,000	00		
0586	3611				20,000	00
0586	5011				1,000	00
1409	1011	BU 0588	1,573,000	00		
1409	2479				1,550,000	00
1409	3611				23,000	00
1803	1011	BU 0589	650,000	00		
1803	4953		200,000	00		
1803	5011		1,730,000	00		
1803	2479				453,000	00
1803	3611				2,400,000	00
TOTALS			11,482,000	00	11,768,000	00

APPROVED

EXPLANATION OF REQUEST

AUDITOR-CONTROLLER:

BY:  DATE 8/21/19

COUNTY ADMINISTRATOR:

BY:  DATE 9/12/19

BOARD OF SUPERVISORS:

YES:

NO:

FY2018-19 Clean Up Adjustment



SIGNATURE

TITLE

DATE

BY: \_\_\_\_\_ DATE \_\_\_\_\_

APPROPRIATION

APOO

5124

ADJ. JOURNAL NO.

CONTRA COSTA COUNTY  
APPROPRIATION ADJUSTMENT

T/C 27

AUDITOR-CONTROLLER USE ONLY

FINAL APPROVAL NEEDED BY:

☒ BOARD OF SUPERVISORS☐ COUNTY ADMINISTRATOR

ACCOUNT CODING		BUDGET UNIT: County - various				
ORGANIZATION	EXPENDITURE SUB-ACCOUNT	EXPENDITURE ACCOUNT DESCRIPTION	<DECREASE>		INCREASE	
2561	2479	BU 0260	890,000	00		
2561	1011				2,000	00
2561	5011				888,000	00
2350	4951	BU 0043	174,600	00		
2350	2479				174,000	00
2350	5011				600	00
0355	1011	BU 0355	8,000	00		
0355	5022				8,000	00
2500	1011	BU 0255	14,000	00		
2500	3580		80,000	00		
2500	4948		260,000	00		
2500	4955		299,000	00		
2500	4953		115,000	00		
2500	4951				59,000	00
2500	2479				439,000	00
2500	5011				585,000	00
2553	1011	BU 0258	70,000	00		
2553	5011				70,000	00
0270	2479	BU 0270	90,000	00		
0274	5011	BU 0274			90,000	00
2591	1011	BU 0277	315,000	00		
2590	4948	BU 0300	238,000	00		
2590	2479				237,000	00
2590	4274				1,000	00
0359	1011	BU 0359	39,000	00		
0359	2479				68,000	00
3620	4948	BU 0362	222,000	00		
3620	4230				90,000	00
3620	4956				103,000	00
3000	1011	BU 0308	210,000	00		
3000	2479				210,000	00
3120	1011	BU 0309	550,000	00		
3120	2479				550,000	00
TOTALS			3,574,600	00	3,574,600	00

APPROVED

AUDITOR-CONTROLLER:

BY: 

DATE

8/21/19

COUNTY ADMINISTRATOR:

BY: 

DATE

9/12/19

BOARD OF SUPERVISORS:

YES:

NO:

BY: \_\_\_\_\_ DATE \_\_\_\_\_

EXPLANATION OF REQUEST

FY2018-19 Clean Up Adjustment

SIGNATURE

TITLE

DATE



APPROPRIATION

APOO

5124

ADJ. JOURNAL NO.



CONTRA COSTA COUNTY  
APPROPRIATION ADJUSTMENT

T/C 27

AUDITOR-CONTROLLER USE ONLY

FINAL APPROVAL NEEDED BY:

☒ BOARD OF SUPERVISORS☐ COUNTY ADMINISTRATOR

ACCOUNT CODING		BUDGET UNIT: County - various				
ORGANIZATION	EXPENDITURE SUB-ACCOUNT	EXPENDITURE ACCOUNT DESCRIPTION	<DECREASE>		INCREASE	
0369	5011	BU 0369	31,105	00		
3349	2479	BU 0375	74,000	00		
3349	3611				105	00
3349	5011				105,000	00
2601	1011	BU 0280	1,500,000	00		
2601	5011				1,500,000	00
0285	2479	BU 0285	80,000	00		
0285	1011				80,000	00
0286	3611	BU 0286	40,000	00		
0286	2479				40,000	00
0351	3611	BU 0351	105,000	00		
0351	5011				105,000	00
0370	3611	BU 0370	455,000	00		
0370	5011				455,000	00
0561	2479	BU 0561	1,000	00		
0561	5011				1,000	00
1580	2479	BU 0580	2,000	00		
1580	3611				2,000	00
1585	2479	BU 0590	25,000	00		
1585	5011				25,000	00
0591	2479	BU 0591	225,000	00		
0591	1011				204,000	00
0591	5011				21,000	00
1590	2479	BU 0592	439,100	00		
1590	5011				284,000	00
1587	5011	BU 0593	8,400	00		
1587	2479				163,500	00
1591	5011	BU 0596	10	00		
1591	3611				10	00
0597	3611	BU 0597	110,000	00		
0597	5011				110,000	00
1780	3611	BU 0249	246,866	00		
1780	1011				63,289	00
1780	2479				464,722	00
1780	5011				1,420	00
TOTALS			3,342,481	00	3,625,046	00

APPROVED

EXPLANATION OF REQUEST

AUDITOR-CONTROLLER:

BY:  DATE 8/21/19

COUNTY ADMINISTRATOR:

BY:  DATE 9/12/19

BOARD OF SUPERVISORS:

YES:

NO:

BY: \_\_\_\_\_ DATE \_\_\_\_\_

FY2018-19 Clean Up Adjustment

SIGNATURE

TITLE

DATE

APPROPRIATION

APOO

5124

ADJ. JOURNAL NO.

CONTRA COSTA COUNTY  
APPROPRIATION ADJUSTMENT

T/C 27

AUDITOR-CONTROLLER USE ONLY

FINAL APPROVAL NEEDED BY:

☒ BOARD OF SUPERVISORS☐ COUNTY ADMINISTRATOR

ACCOUNT CODING		BUDGET UNIT: County - various			
ORGANIZATION	EXPENDITURE SUB-ACCOUNT	EXPENDITURE ACCOUNT DESCRIPTION	<DECREASE>		INCREASE
2900	1011	BU 0243			59,371 00
2900	2479				783,527 00
2900	3611				3 00
2900	4951				1 00
2900	5022				369,216 00
2982	5011	BU 0295	1,817,000	00	
2770	5011	BU 0296			1,817,000 00
0020	1011	BU 0020	10	00	
0020	5011				10 00
4282	4953	BU 0064	1,035,000	00	
4282	3611				215,000 00
4282	5022				820,000 00
4010	1011	BU 0079	21,000	00	
4010	5022		1,514,000	00	
4010	2479				2,555,000 00
4010	3611				17,000 00
4010	4103		22,698	00	
4010	4127		46	00	
4010	4128		435	00	
4010	4229				5,000 00
4010	4524		186	00	
4010	4951				17,623 00
4010	4953		24,000	00	
4010	4956				35,094 00
0161	2479	BU 0161	4,500	00	
0161	3611				1,000 00
0161	5011				3,500 00
0330	2479	BU 0330	40,000	00	
0330	3611				40,000 00
0632	5011	BU 0632	10	00	
0632	3611				10 00
0636	5011	BU 0636	100	00	
0636	3611				100 00
TOTALS			4,478,985	00	6,738,455 00

APPROVED

AUDITOR-CONTROLLER:

BY: 

DATE 8/21/19

COUNTY ADMINISTRATOR:

BY: 

DATE 9/12/19

BOARD OF SUPERVISORS:


YES:

NO:

BY: \_\_\_\_\_ DATE \_\_\_\_\_

EXPLANATION OF REQUEST

FY2018-19 Clean Up Adjustment



SIGNATURE

TITLE

DATE

APPROPRIATION

APOO

5124

ADJ. JOURNAL NO.



CONTRA COSTA COUNTY  
APPROPRIATION ADJUSTMENT

T/C 27

AUDITOR-CONTROLLER USE ONLY

FINAL APPROVAL NEEDED BY:

☒ BOARD OF SUPERVISORS☐ COUNTY ADMINISTRATOR

ACCOUNT CODING		BUDGET UNIT: County - various				
ORGANIZATION	EXPENDITURE SUB-ACCOUNT	EXPENDITURE ACCOUNT DESCRIPTION	<DECREASE>		INCREASE	
0642	5011	BU 0642			7,000	00
0645	5011	BU 0645	200	00		
0645	3611				200	00
0651	2479	BU 0651	5,000	00		
0651	3611				5,000	00
0662	2479	BU 0662	1,700,000	00		
0662	3611		515,000	00		
0662	5011				3,290,000	00
0672	2479	BU 0672	1,077,000	00		
0672	6201				2,000	00
0676	2479	BU 0676	350,000	00		
0676	3611				350,000	00
0664	5011	BU 0664	94,000	00		
0664	2479				75,000	00
0664	3611				19,000	00
0678	2479	BU 0678	25,000	00		
0678	3611				25,000	00
0682	2479	BU 0682	196,000	00		
0682	3611				12,000	00
0682	5011				184,000	00
4841	1011	BU 0841	7,500	00		
4841	3611				5,500	00
4841	5011				2,000	00
4853	4654	BU 0843	200,000	00		
4853	4657		685,000	00		
4853	4659		302,200	00		
4853	4957				200	00
4853	3611				1,187,000	00
4844	3611	BU 0844	23,000	00		
4844	5011				23,000	00
0113	4220	BU 0113			90,021	00
3702	1011	BU 0620	90,021	00		
TOTALS			5,269,921	00	5,276,921	00

APPROVED

AUDITOR-CONTROLLER:

BY:  DATE 8/21/19

COUNTY ADMINISTRATOR:

BY:  DATE 9/10/19

BOARD OF SUPERVISORS:

YES:

NO:

BY: \_\_\_\_\_ DATE \_\_\_\_\_

EXPLANATION OF REQUEST

FY2018-19 Clean Up Adjustment

SIGNATURE

TITLE

DATE

APPROPRIATION

APOO

5124

ADJ. JOURNAL NO.

CONTRA COSTA COUNTY  
APPROPRIATION ADJUSTMENT

T/C 27

AUDITOR-CONTROLLER USE ONLY

FINAL APPROVAL NEEDED BY:

☒ BOARD OF SUPERVISORS☐ COUNTY ADMINISTRATOR

ACCOUNT CODING		BUDGET UNIT: County - various			
ORGANIZATION	EXPENDITURE SUB-ACCOUNT	EXPENDITURE ACCOUNT DESCRIPTION	<DECREASE>		INCREASE
5971	2321	BU 0467			2,283,652 00
5710	1014				283217 00
0465	3570	BU 0465			3,633,131 00
6200	1011	BU 0540			3,633,131 00
1095	2310	BU 0235	900,000	00	
1075	2479	BU 0147	739,000	00	
1075	4951		2,400	00	
1075	1011		8,700	00	
1075	3525				1,650,100 00
1095	2310	BU 0235	195,000	00	
4280	1011	BU 0060	273,000	00	
4280	2479		393,000	00	
4280	3525				861,000 00
5727	5011	BU0468	339	00	
6041	1014				333 00
6021	2310				6 00
5890	2100	BU0460	4,000	00	
5890	1011				4,000 00
1151	2100	BU 0135			10,000 00
1152	3611		10,000	00	
6050	3611	BU 0471	120,000	00	
6050	2310				120,000 00
5727	5011	BU 0466	102,000	00	
5900	2110				1,865,000 00
5721	2260	BU0467	2,000	00	
5727	4951				2,000 00
0114	4386	BU0114	700,100	00	
0114	4315				700,100 00
6992	3505	BU0540	9,010,000	00	
6200	1011				1,300,000 00
6200	2808				7,700,000 00
6977	2889				10,000 00
TOTALS			12,459,539	00	24,055,670 00

APPROVED

EXPLANATION OF REQUEST

AUDITOR-CONTROLLER:

BY:  DATE 5/21/19

COUNTY ADMINISTRATOR:


BY:  DATE 9/12/19

BOARD OF SUPERVISORS:

YES:

NO:

FY2018-19 Clean Up Adjustment



SIGNATURE

TITLE

DATE

BY: \_\_\_\_\_ DATE 8/18/10

APPROPRIATION

APOO

5124

ADJ. JOURNAL NO.

CONTRA COSTA COUNTY  
APPROPRIATION ADJUSTMENT

T/C 27

AUDITOR-CONTROLLER USE ONLY

FINAL APPROVAL NEEDED BY:



BOARD OF SUPERVISORS



COUNTY ADMINISTRATOR

ACCOUNT CODING		BUDGET UNIT: County - various			
ORGANIZATION	EXPENDITURE SUB-ACCOUNT	EXPENDITURE ACCOUNT DESCRIPTION	<DECREASE>		INCREASE
4401	4140	BU 0111	1,058,550	00	
4419	4159				80,500 00
4419	4160				2,050 00
4419	4227				976,000 00
5727	5011	BU 0301	32,300	00	
5700	1011		7,600	00	
5700	2479				14,200 00
5700	3611				25,700 00
5727	5011	BU 0450	207,100	00	
5750	5022		248,200	00	
5750	4971		30,800	00	
5750	1011				3,000 00
5750	2479				483,000 00
5750	3611				100 00
0451	2340	BU 0451			20,895 00
0465	3570	BU 0465	717,332	00	
5875	2100				717,000 00
5889	3611				330 00
5879	5022				2 00
6100	2801	BU0860	130,000	00	
6100	1011				122,000 00
6100	3580				8,000 00
6265	2810	BU 0861	11,000	00	
6271	3580				11,000 00
0794	2479	BU 0794	2,129,142	00	
0794	5016				2,129,142 00
TOTALS			4,572,024	00	4,592,919 00

APPROVED

EXPLANATION OF REQUEST

AUDITOR-CONTROLLER:

BY:  DATE 8/21/19

COUNTY ADMINISTRATOR:

BY:  DATE 8/21/19

BOARD OF SUPERVISORS:

YES:

NO:

FY2018-19 Clean Up Adjustment



SIGNATURE

TITLE

DATE

APPROPRIATION

APOO

5124

ADJ. JOURNAL NO.

BY: \_\_\_\_\_ DATE 8/18/10

CONTRA COSTA COUNTY  
APPROPRIATION ADJUSTMENT  
T/C 27

AUDITOR-CONTROLLER

2019 JUL 29 P 2:09

## AUDITOR CONTROLLER USE ONLY

Final Approval Needed By:

☒ Board Of Supervisors☐ County Administrator

ACCOUNT CODING		BUDGET UNIT:	Health Services Department EF1 145000-0540	Page 1 of 1	
ORG'N.	EXPENSE SUB-ACCT.	EXPENDITURE ACCOUNT DESCRIPTION	< DECREASE >		INCREASE
6200	1011	PERMANENT SALARIES			7,973,183 00
6200	1014	PERMANENT OVERTIME	329,036	00	
6200	1017	PERMANENT PHYSICIANS SALARIES	732,011	00	
6200	1044	RETIREMENT EXPENSE	3,006,614	00	
6200	1060	EMPLOYEE GROUP INSURANCE			2,726,262 00
6200	1070	WORKERS COMPENSATION INSURANCE			1,289,847 00
6200	2802	REGISTRY			940,530 00
6200	2808	COMPUTER SOFTWARE			1,569,079 00
6200	2821	MEDICAL FEES- THERAPISTS & OTHER	1,205,504	00	
6200	2822	SPECIALIZED SVCS NON-MED			404,627 00
6200	2826	MED FEES-PHYSICN-CLIN SVC			624,430 00
6200	2838	PHARMACEUTICALS			2,506,789 00
6200	2846	OFFICE & ADMINISTRATIVE SUPPLIES	772,706	00	
6200	2861	MEDICAL-PURCHASED SERVICE			3,409,975 00
6200	2866	OTHER PURCHASED SERVICES			1,448,991 00
6200	2869	REQUESTED MAINT-GEN SVCS	672,489	00	
6200	2875	BUILDING OCCUPANCY			1,856,541 00
6200	2876	RENTAL/LSE COSTS-EQUIPMNT	76,668	00	
6200	2884	INTEREST EXPENSE	1,297,028	00	
6200	2889	OTHER EXPENSES	1,222,954	00	
			9,315,010	00	24,750,254 00

Approved

AUDITOR - CONTROLLER,

By:

Date: 5/28/19

COUNTY ADMINISTRATOR

By:

Date: 7/12/19

BOARD OF SUPERVISORS

YES:

NO:

By:

Date:

## EXPLANATION OF REQUEST

To adjust FY 18/19 expenditures appropriations to current estimates.

Increase (Decrease) in Revenues	12,839,178
Increase (Decrease) in Expenditures	15,435,245
Increase (Decrease) in Co. Contrib.	<u>(\$2,596,067)</u>

Signature  
PATRICK GODLEY

COO/CFO

Title

07/25/19

Date

Appropriation  
Adj. Journal NO.

AP00

5126



CONTRA COSTA COUNTY  
APPROPRIATION ADJUSTMENT  
T/C 27


AUDITOR CONTROLLER USE ONLY


Final Approval Needed By:

☒ Board Of Supervisors☐ County Administrator

2019 JUL 29 P 2:11

ACCOUNT CODING		BUDGET UNIT: ENVIRONMENTAL HEALTH (0452)	Page 4 of 4	
ORG'N.	EXPENSE SUB-ACCT.	EXPENDITURE ACCOUNT DESCRIPTION	< DECREASE >	INCREASE
5878	2150	Food	1,600 00	
5878	2160	Clothing & Personal Supplies	5,200 00	
5878	2200	Memberships	4,000 00	
5878	2250	Rents and Leases-Equipment	4,500 00	
5878	2251	Computer Software Cost	3,500 00	
5878	2262	Building Occupancy Costs	4,000 00	
5878	2270	Maintenance - Equipment	6,000 00	
5878	2284	Requested Maintenance	6,000 00	
5878	2276	Mntn Radio-Electronic Equipment	6,000 00	
5878	2301	Auto Mileage Employees	10,000 00	
5879	2340	Other Intrdptmntl Charges	120,000 00	
5878	2479	Other Special Departmental Exp	500,000 00	
5889	4951	Office Equip & Furniture	13,838 00	
5876	5022	Intrafund-Trans-Services	134,000 00	
5880	5011		11,500	
5881	5011		3,000	
5884	5011		118	
5877	5022		35,500	
5878	5022			
Total			868,756 00	- 00

Approved  
AUDITOR - CONTROLLER  
By:  Date: 8/28/19

COUNTY ADMINISTRATOR  
By:  Date: 9/12/19

BOARD OF SUPERVISORS

YES:


NO:

By: \_\_\_\_\_ Date: \_\_\_\_\_

## EXPLANATION OF REQUEST

Revenue Increase / (Decrease)	(1,795,612.00)
Expense Increase / (Decrease)	(2,512,944.00)
Subsidy Increase / (Decrease)	717,332.00

Budgeted Expenditures	23,018,849.00
Revised FY2018/19 Expenditures	20,505,905.00
FY18/19 Expenditure (Decrease)	2,512,944.00

  
Signature  
PATRICK GODLEY

Controller  
Title

07/25/19  
Date

Appropriation  
Adj. Journal NO.

AP00 5126

CONTRA COSTA COUNTY  
ESTIMATED REVENUE ADJUSTMENT  
T/C 24

ACCOUNT CODING		BUDGET UNIT: Health Services-Enterprise Fund I (145000-0540)	Page 1 of 1	
ORG'N.	REVENUE SUB-ACCT.	REVENUE ACCOUNT DESCRIPTION	INCREASE	<DECREASE>
6200	8111	Medicare RHS/IP	1,430,669 .00	
6200	8121	Medi-Cal Patient Svcs	53,286,732 .00	
6200	8131	Hlth Plan RHS/IP		36,911,646 .00
6200	8141	Private Pay Patient Svcs		391,484 .00
6200	8161	Interdept RHS/IP		663,704 .00
6200	8220	Grants & Donations	839,001 .00	
6200	8230	Oth External Hosp Revenue		61,780 .00
6200	8231	Occupancy & Rental Charges	43 .00	
6200	8232	Med Rec Charges	5,575 .00	
6200	8233	Education & Training		3,225 .00
6200	8234	Cafeteria Receipts	359,091 .00	
6200	8239	Misc Hospital Revenue		14,445,280 .00
6200	8276	Chg to A/DA/Mental Health	9,202,717 .00	
6200	8277	Chrgs to Envirmntl Hlth	0 .00	
6200	8283	Other ID Charges	67,885 .00	
6200	8313	Realignment VLF Revenue	1,494,429 .00	
6200	8317	CC Health Plan Premiums		
6200	8336	Interest Earnings	84,555 .00	
6200	8337	Realignment ST Revenue		1,494,429 .00
6200	8850	Rental and Leases	6,523 .00	
6200	8861	Bond Interest	33,506 .00	
6200	8129		1,070,735	
6200	8381	Hospital Subsidy	717,332 .00	
			69,406,793 .00	53,971,548 .00

Approved  
AUDITOR - CONTROLLER

By: 

Date: 8/26/19

COUNTY ADMINISTRATOR

By: 

Date: 9/12/19

BOARD OF SUPERVISORS

YES:

NO:

By:


Date:

EXPLANATION OF REQUEST

To adjust estimated revenues for fiscal year 2018/19  
in both hospital units and the outpatient clinic services

Increase (Decrease) in Revenues	\$12,839,178
Increase (Decrease) in Expenditures	\$15,435,245.4
Increase (Decrease) in Co. Contrib.	<u>(\$2,596,067)</u>

AUDITOR-CONTROLLER  
2019 JUL 29 P 2: 09

  
Signature  
PATRICK GODLEY

COO/CFO  
Title

07/25/19  
Date

Revenue Adj.  
Journal NO.




RA00 5126  
Page 12 of 39



CONTRA COSTA COUNTY AUDITOR-CONTROLLER  
 APPROPRIATION ADJUSTMENT  
 T/C 27 2019 JUL 29 P 2:10

AUDITOR-CONTROLLER USE ONLY	
FINAL APPROVAL NEEDED BY:	
<input checked="" type="checkbox"/>	BOARD OF SUPERVISORS
<input type="checkbox"/>	COUNTY ADMINISTRATOR
<input type="checkbox"/>	AUDITOR-CONTROLLER

ACCOUNT CODING		DEPARTMENT: Mental Health Services (0467)	Page 2 of 2	
ORGANIZATION	EXPENSE SUB-ACCT.	EXPENDITURE ACCOUNT DESCRIPTION	< DECREASE >	INCREASE
5942	2310	NON CNTY PROF SPCLZD SVCS	00	1,941,440.00
5952	2310	NON CNTY PROF SPCLZD SVCS	2,612,852.00	00
5913	2314	CONTRACTED TEMPORARY HELP	25,378.00	00
5721	2320	Outside Medical Services	567,879.00	00
5962	2320	Outside Medical Services	00	4,879,077.00
5944	2321	County Hospital Services	00	8,664,307.00
5971	2321	County Hospital Services	00	4,000,000.00
5942	2340	Other Interdepartmental Charges	00	4,126,143.00
5994	3310	STATE HOSPITAL USE	1,173,701.00	00
5901	5011	REIMBURSEMENTS-GOV/GOV	60,881.00	00
5948	5011	REIMBURSEMENTS-GOV/GOV	167,768.00	00
5906	5022	Intrafund- Trans	739,657.00	00
5987	5022	Intrafund- Trans	526,665.00	00
5952	5022	Intrafund- Trans	1,329,255.00	00
5958	5022	Intrafund- Trans	2,221,689.00	00
5942	5022	Intrafund- Trans	53,067.00	00
5948	2262	BLDG OCCUPANCY COSTS	900,000.00	00
			00	00
			00	00
			00	00
			10,378,792.00	24,710,967.00

Approved AUDITOR - CONTROLLER By:  Date: 8/28/19		EXPLANATION OF REQUEST To adjust appropriation for salaries & benefits and services & supplies due to increase in costs	
COUNTY ADMINISTRATOR By:  Date: 7/12/19		Summary: Expenditure Increase(Decrease) \$ 5,581,481 Revenue Increase(Decrease) 5,581,481 Co. Contrib. Increase(Decrease) \$ -	
BOARD OF SUPERVISORS YES: NO:		 Signature Title Date PATRICK GODLEY COO/CFO 07/25/19	
By: _____ Date: _____		Appropriation Adj. Journal NO. <u>AP00 5126</u>	


CONTRA COSTA COUNTY  
APPROPRIATION ADJUSTMENT  
T/C 27

AUDITOR-CONTROLLER

AUDITOR-CONTROLLER USE ONLY	
FINAL APPROVAL NEEDED BY:	
<input checked="" type="checkbox"/>	BOARD OF SUPERVISORS
<input type="checkbox"/>	COUNTY ADMINISTRATOR
<input type="checkbox"/>	AUDITOR-CONTROLLER

Page 1 of 2

ACCOUNT CODING		DEPARTMENT: Mental Health Services (0467)		
ORGANIZATION	EXPENSE SUB-ACCT.	EXPENDITURE ACCOUNT DESCRIPTION	< DECREASE >	INCREASE
5722	1011	Permanent Salaries	150,000.00	00
5724	1011	Permanent Salaries	350,000.00	00
5735	1011	Permanent Salaries	250,000.00	00
5899	1011	Permanent Salaries	349,897.00	00
5913	1011	Permanent Salaries	60,133.00	00
5957	1011	Permanent Salaries	1,000,000.00	00
5971	1011	Permanent Salaries	1,117,693.00	00
5913	1015	DEFERRED COMP CTY CONTRB	1,112.00	00
5941	1017	Permanent Physician Salaries	120,000.00	00
5948	1017	Permanent Physician Salaries	180,000.00	00
5950	1017	Permanent Physician Salaries	50,000.00	00
5954	1017	Permanent Physician Salaries	80,000.00	00
5991	1017	Permanent Physician Salaries	1,430,787.00	00
5941	1042	F.I.C.A	45,000.00	00
5957	1042	F.I.C.A	80,000.00	00
5971	1042	F.I.C.A	150,000.00	00
5986	1042	F.I.C.A	56,000.00	00
5899	1044	Retirement Expense	120,000.00	00
5913	1044	Retirement Expense	27,572.00	00
5971	1044	Retirement Expense	670,000.00	00
5973	1044	Retirement Expense	120,000.00	00
5986	1044	Retirement Expense	350,000.00	00
5997	1044	Retirement Expense	128,500.00	00
5913	1060	Employee Group Insurance	30,000.00	00
5948	1060	Employee Group Insurance	80,000.00	00
5971	1060	Employee Group Insurance	350,000.00	00
5986	1060	Employee Group Insurance	110,000.00	00
5997	1060	Employee Group Insurance	80,000.00	00
5948	1070	WORKERS COMPENSATION INS	29,000.00	00
5971	1070	WORKERS COMPENSATION INS	60,000.00	00
5986	1070	WORKERS COMPENSATION INS	25,000.00	00
			00	00
			7,650,694.00	- 00

Approved  
AUDITOR-CONTROLLER  
By:  Date: 8/29/19

COUNTY ADMINISTRATOR  
By:  Date: 9/12/19

BOARD OF SUPERVISORS

YES:

NO:

By: \_\_\_\_\_ Date: \_\_\_\_\_

## EXPLANATION OF REQUEST

To adjust appropriation for salaries & benefits and services & supplies due to increase in costs

## Summary:

Expenditure Increase(Decrease)	5,581,481
Revenue Increase(Decrease)	5,581,481
Co. Contrib. Increase(Decrease)	\$ -



Signature  
PATRICK GODLEY

COO/CFO  
Title

07/25/19  
Date

Appropriation  
Adj. Journal NO.

AP00 5126



CONTRA COSTA COUNTY  
APPROPRIATION ADJUSTMENT /

ALLOCATION ADJUSTMENT

T/C 27 2019 JUL 29 P 2:10

AUDITOR-CONTROLLER USE ONLY

FINAL APPROVAL NEEDED BY:

- ☒ BOARD OF SUPERVISORS  
☐ COUNTY ADMINISTRATOR  
☐ AUDITOR-CONTROLLER

ACCOUNT CODING		DEPARTMENT : Public Health 0450	Page 1 of 1	
ORGANIZATION	EXPENDITURE SUB-ACCOUNT	EXPENDITURE ACCOUNT DESCRIPTION	<DECREASE>	INCREASE
5750	1011	Perm Salaries	3,754,204	
5750	1013	Temp Salaries	49,350	
5750	1014	Perm Overtime	17,211	
5750	1015	Def. Comp. CCC	130,512	
5750	1017	Perm Physion Sal	60,697	
5750	1019	Comp/ SDI Recov	343,575	
5750	1042	F.I.C.A.	112,755	
5750	1044	Retirement Exp	1,204,445	
5750	1060	Employee Grp Ins	1,096,520	
5750	1070	Workers Comp	100,000	
5750	2110	Communications		621,000
5750	2111	Telephone Exchg		
5750	2140	Med & Lab Suppl	319,865	
5750	2262	Occ Cost Own Bld	72,228	
5750	2284	Request. Maint.		325,000
5750	2301	Auto Mileage Empl		172,000
5750	2310	Non Cnty Prof Spclzd Svcs		1,398,113
5750	2330	Other Gen Svcs Charges		550,000
5750	2340	Other Intrdptlmntl Charges		1,493,376
5750	2479	Othr Spc Dept Exp		415,000
5750	4948	Misc equip	127,181	
5750	4952	Instit. Eq. & Furnit.		52,615
5750	4971	Capitalized Software	55,868	
5750	5011	Reimbursmnts-Gov/Gov		16,423
5750	5022	Oper Trans to Svs	62,719	
TOTALS			7,507,130 00	5,043,527 00

APPROVED

AUDITOR-CONTROLLER:

BY: [Signature] DATE 8/28/19

COUNTY ADMINISTRATOR:

BY: [Signature] DATE 9/2/19

BOARD OF SUPERVISORS:

YES:

NO:

BY: \_\_\_\_\_ DATE \_\_\_\_\_

EXPLANATION OF REQUEST:

To adjust fiscal year ending 6/30/19 appropriation based on the most current estimates

Expenditure Increase (Decrease) (\$2,463,603.00)

Revenue Increase (Decrease) (\$2,463,603.00)

Co. Contrib. Increase (Decrease) \$0.00

[Signature]

SIGNATURE TITLE DATE

APPROPRIATION APOO 5/26

ADJ. JOURNAL NO.

AUDITOR-CONTROLLER

AUDITOR CONTROLLER USE ONLY


CONTRA COSTA COUNTY  
APPROPRIATION ADJUSTMENT  
T/C 27

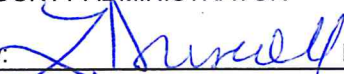
2019 JUL 29 P 2:09

Final Approval Needed By:

- ☒ Board Of Supervisors  
☐ County Administrator

ACCOUNT CODING		BUDGET UNIT: ENTERPRISE FUND 1 - CAPITAL (145000-0853)	Page 1 of 1	
ORG'N.	EXPENSE SUB-ACCT.	EXPENDITURE ACCOUNT DESCRIPTION	< DECREASE >	INCREASE
6971	4504	555-2500 Alh-Cnvt ED Rms		2,640 00
6971	4513	555-Redesign Pharmacy		820,030 00
6971	4514	550-Update Elevators		16,825 00
6971	4515	550-Construct Expansion		2,470 00
6971	4518	749-WCHD Clinic Expansion		3,194,624 00
6971	4519	555-Secure 5A 5B 5C Hosp		163,885 00
6971	4524	550-TI Move Hm & Parking	162,824 00	00
6971	4527	756-CONSTRUCT DATA CENTER		58,967 00
6977	4953	Autos & Trucks		84,156 00
6977	4954	Medical & Lab Equipment	200,675 00	00
6979	4951	Office Furniture & Equipment	175,970	00
			\$539,469 00	\$4,343,598 00

Approved  
AUDITOR - CONTROLLER  
By:  Date: 8/28/19

COUNTY ADMINISTRATOR  
By:  Date: 9/12/19

BOARD OF SUPERVISORS

YES:


NO:

By: \_\_\_\_\_ Date: \_\_\_\_\_

## EXPLANATION OF REQUEST

To adjust FY18/19 Expenditure Appropriations to Current Estimates.

Revenue Increase(Decrease)	\$3,804,129.24
Expense Increase(Decrease)	\$3,804,129.24
Subsidy Increase (Decrease)	<u>\$0.00</u>



Signature  
PATRICK GODLEY

COO/CFO  
Title

07/25/19  
Date

Appropriation  
Adj. Journal NO.

AP00 5126

CONTRA COSTA COUNTY AUDITOR-CONTROLLER  
 APPROPRIATION ADJUSTMENT/  
 ALLOCATION ADJUSTMENT

T/C-27

## AUDITOR CONTROLLER USE ONLY

Final Approval Needed By:

- ☒ BOARD OF SUPERVISORS  
☐ COUNTY ADMINISTRATOR  
☐ AUDITOR-CONTROLLER


ACCOUNT CODING		DEPARTMENT: 0860:ENTERPRISE FUND 146000 (HMO ENTERPRISE)		
ORG'N.	EXPENSE SUB-ACCT.	EXPENDITURE ACCOUNT DESCRIPTION	< DECREASE >	INCREASE
6100	1011	PERMANENT SALARIES		320,620 .00
6100	2861	MEDICAL-PURCHASED SERVICES		\$34,950,891.2 .00
6100	3580	CONTRIB TO OTHER AGENCIES		\$117,024,749 .00
			\$0 .00	\$152,296,261 .00

Approved

AUDITOR - CONTROLLER

By:  Date: 8/26/19

COUNTY ADMINISTRATOR

By:  Date: 9/12/19

BOARD OF SUPERVISORS

YES:


NO:

By: \_\_\_\_\_ Date: \_\_\_\_\_

## EXPLANATION OF REQUEST

To adjust FY 2018/19 EF-II appropriations to current estimates.

Increase(Decrease) in Revenues	\$152,296,261
Increase(Decrease) in Expenditures	\$152,296,261
Increase(Decrease) in Co. Subsidy	(\$0)

  
 Signature  
 Patrick Godley

HSD CFO/COO

Title

Date

Appropriation  
Journal No.

AP00 5126



CONTRA COSTA COUNTY  
APPROPRIATION ADJUSTMENT/  
ALLOCATION ADJUSTMENT

T/C-27

AUDITOR-CONTROLLER

2019 JUL 29 P 2:10

Final Approval Needed By:

- ☒ BOARD OF SUPERVISORS  
☐ COUNTY ADMINISTRATOR  
☐ AUDITOR-CONTROLLER

ACCOUNT CODING		DEPARTMENT: 0861:ENTERPRISE FUND 146100 (HMO ENTERPRISE-COMMUNITY PLAN)		
ORG'N.	EXPENSE SUB-ACCT.	EXPENDITURE ACCOUNT DESCRIPTION	< DECREASE >	INCREASE
6271	2861	MEDICAL PURCHASED SERVICES		2,940,613
6271	3580	CONTRIB TO OTHER AGENCIES	18,824	
			\$18,824 00	\$2,940,613 00

Approved

AUDITOR-CONTROLLER

By:

Date: 8/28/19

COUNTY ADMINISTRATOR

By:

Date: 9/11/19

BOARD OF SUPERVISORS

YES:

NO:

By:

Date:

## EXPLANATION OF REQUEST

FY 2018/19 appropriation adjustment for Fund 146100:

Expenditure Increase/(Decrease)	\$2,921,789
Revenue Increase/(Decrease)	\$2,921,789
County Subsidy Increase/(Decrease)	(\$0)

## Explanation:

To adjust appropriations and revenues to reflect changes to estimated FY 18/19  
CCHP Community Plan premiums and expenditures.

*Patrick Godley*  
 Signature  
 Patrick Godley

HSD CFO/COO

Title

Date

Appropriation  
Journal No.

AP00

5/26

CONTRA COSTA COUNTY  
APPROPRIATION ADJUSTMENT  
T/C 27

## AUDITOR CONTROLLER USE ONLY

Final Approval Needed By:

☒ Board Of Supervisors☐ County Administrator

2019 JUL 29 P 2:40

ACCOUNT CODING		BUDGET UNIT: Conservatorship 0451	Page 1 of 1	
ORG'N.	EXPENSE SUB-ACCT.	EXPENDITURE ACCOUNT DESCRIPTION	< DECREASE >	< INCREASE >
0451	1011	Permanent Salaries		65,209 00
0451	2340	Other Interdepartmental Charges	84,847 00	
0451	5011	Reimbursement Gov/Gov		4,188 00
0451	5022	Intrafund Transfers		1,015 00
			84,847 00	70,412 00

Approved

AUDITOR CONTROLLER

By:

Date:

8/28/19

COUNTY ADMINISTRATOR

By:

Date:

9/12/19

BOARD OF SUPERVISORS

YES:

NO:

By:

Date:

## EXPLANATION OF REQUEST

To realign budget with projected expenditures

## Summary:

Expenditure Increase(Decrease)	\$ (14,435)
Revenue Increase(Decrease)	14,435
Co. Contrib. Increase(Decrease)	\$ -



Signature

Title

07/25/19

Date

 Appropriation  
Adj. Journal NO.

AP00

5126

**CONTRA COSTA COUNTY**  
**APPROPRIATION ADJUSTMENT**  
 AUDITOR-CONTROLLER T/C 27

2019 JUL 29 P 2:10

AUDITOR CONTROLLER USE ONLY

Final Approval Needed By:

☒ Board Of Supervisors

☐ County Administrator

ACCOUNT CODING BUDGET UNIT(s): AODS (0466)				Page 1 of 1	
ORG'N.	EXPENSE SUB-ACCT.	EXPENDITURE ACCOUNT DESCRIPTION	< DECREASE >		INCREASE
5920	1011	PERMANENT SALARIES	420,440	00	
5920	1060	EMPLOYEE GROUP INS	375,283	00	
5920	2320	OUTSIDE MEDICAL SERVICES	1,181,569	00	
5936	2479	OTHER SPECIAL DEPT EXP	1,015,777	00	
5936	2284	REQUESTED MAINTENANCE	18,410	00	
5933	4948	FIXED ASSETS	13,500	00	
5936	5022	INTER DEPARTMENT CHARGES			688,046 00
			<b>3,024,979</b>	<b>.00</b>	<b>688,046 .00</b>

Approved  
 AUDITOR - CONTROLLER

By:  Date: 5/28/19

COUNTY ADMINISTRATOR

By:  Date: 9/12/19

BOARD OF SUPERVISORS

YES:

NO:

By: \_\_\_\_\_ Date: \_\_\_\_\_

## EXPLANATION OF REQUEST

This adjustment is necessary to align the budget with projected Annual Expenditures

## Summary:

	Expenditure Decrease	Revenue Decrease	Cnty Cntrb. Increase
HSD DEPT#0466	<u>(2,336,933)</u>	<u>(\$2,336,933)</u>	<u>\$0</u>

  
 SIGNATURE  
 PATRICK GODLEY

COO/CFO

TITLE

DATE

Appropriation  
 Adj. Journal No.

**AP00 5126**



**CONTRA COSTA COUNTY**  
**APPROPRIATION ADJUSTMENT**  
**T/C 27**

AUDITOR-CONTROLLER

2019 JUL 29 P 2:10

AUDITOR CONTROLLER USE ONLY

Final Approval Needed By:



Board Of Supervisors



County Administrator

ACCOUNT CODING		BUDGET UNIT(s): DETENTION (Dept#00301)		Page 1 of 1	
ORG'N.	EXPENSE SUB-ACCT.	EXPENDITURE ACCOUNT DESCRIPTION	< DECREASE >	INCREASE	
5700	1011	Permanent Salaries		466,582	00
5700	2321	County Hospital Svcs		2,090,332	00
5700	3611	Interfund Exp Gov/Gov	1,887 00		
5701	4954	Medical Lab Equipment	44,783 00		
5700	5021	Reimbursements Gov/Gov		2,453,535	00
5700	5022	Intrafund-Trans-Services	2,891,212 00		
5700	5011	Reimb Gov/Gov (Cnty Vehicles)	831 00		
			<b>2,938,713</b>	<b>00</b>	<b>5,010,449 .00</b>

Approved

AUDITOR - CONTROLLER

By:

Date:

8/26/19

COUNTY ADMINISTRATOR

By:

Date:

9/12/19

BOARD OF SUPERVISORS

YES:

NO:

By:

Date:

## EXPLANATION OF REQUEST

This adjustment is necessary to align the budget with projected Annual Expenditures

County General Fund will DECREASE as a result of these adjustments.

## Summary:

	<u>Expenditure Increase</u>	<u>Revenue Increase</u>	<u>Cnty Cntrb. Increase</u>
HSD DEPT#0454	<u>\$2,071,736</u>	<u>32,071,736</u>	<u>0</u>

SIGNATURE  
PATRICK GODLEY

COO/CFO

TITLE

DATE

Appropriation  
Adj. Journal No.

**AP00** 5120

**CONTRA COSTA COUNTY**  
**APPROPRIATION ADJUSTMENT**  
**T/C 27**

AUDITOR-CONTROLLER  
2019 JUL 29 P 2:10

AUDITOR CONTROLLER USE ONLY

Final Approval Needed By:



Board Of Supervisors



County Administrator

ACCOUNT CODING		BUDGET UNIT(s): PUBLIC ADMINISTRATOR PROGRAM (Dept#0454)		Page 1 of 1	
ORG'N.	EXPENSE SUB-ACCT.	EXPENDITURE ACCOUNT DECSRIPTION	< DECREASE >	INCREASE	
0454	1011	Permanent Salaries		187,572	00
0454	2479	Spec Departmental Exp		409,997	00

Approved  
AUDITOR - CONTROLLER

By:  Date: 8/28/19

COUNTY ADMINISTRATOR

By:  Date: 9/2/19

BOARD OF SUPERVISORS

YES:

NO:

By: \_\_\_\_\_ Date: \_\_\_\_\_

## EXPLANATION OF REQUEST

This adjustment is necessary to align the budget with projected Annual Expenditures

County General Fund will DECREASE as a result of these adjustments.

## Summary:

	<u>Expenditure Increase</u>	<u>Revenue Increase</u>	<u>Cnty Cntrb. Decrease</u>
HSD DEPT#0454	<u>\$597,569</u>	<u>\$597,569</u>	<u>-</u>

  
SIGNATURE  
PATRICK GODLEY

COO/CFO

TITLE

DATE

Appropriation  
Adj. Journal No.

**AP00** 5126



CONTRA COSTA COUNTY  
APPROPRIATION ADJUSTMENT /

ALLOCATION ADJUSTMENT

T/C 27

2019 JUL 29 P 2:10

AUDITOR-CONTROLLER USE ONLY

FINAL APPROVAL NEEDED BY:



BOARD OF SUPERVISORS



COUNTY ADMINISTRATOR



AUDITOR-CONTROLLER

ACCOUNT CODING		DEPARTMENT : Health Svcs-Calif Child Services #0460	Page 1 of 1	
ORGANIZATION	EXPENDITURE SUB-ACCOUNT	EXPENDITURE ACCOUNT DESCRIPTION	<DECREASE>	INCREASE
5890	1011	Perm Salaries	89,046 00	
5890	1013	Temp Salaries	104,370 00	
5890	1017	Perm Physician Salaries	30,055 00	
5890	1042	F.I.C.A	14,849 00	
5890	1061	Retiree Health Insurance	41,914 00	
5890	1062	OPEB Pre-pay		21,820
5890	2140	Medical & Lab Supplies	12,255 00	
5890	2310	Non Cnty Prof Spclzd Svcs		1,506,284
5890	2314	Contracted Temporary Help	62,963 00	
5890	2328	Administrative Service		97,646
5890	2490	Misc Services & Supplies	29,000 00	
5890	3611	Interfund Exp	600	
TOTALS			385,052 00	1,625,750 00

APPROVED

AUDITOR-CONTROLLER:

BY: [Signature] DATE 8/28/19

COUNTY ADMINISTRATOR:

BY: [Signature] DATE 9/12/19

BOARD OF SUPERVISORS:

YES:

NO:

BY: \_\_\_\_\_ DATE \_\_\_\_\_

EXPLANATION OF REQUEST:

To adjust fiscal year ending 6/30/19 appropriation based on the most current estimates

Expenditure Increase (Decrease) \$1,240,698.00

Revenue Increase (Decrease) \$1,240,698.00

Co. Contrib. Increase (Decrease) \$0.00

[Signature]

COO/CFO

SIGNATURE

TITLE

DATE

APPROPRIATION

APOO

5126

ADJ. JOURNAL NO.

**CONTRA COSTA COUNTY  
APPROPRIATION ADJUSTMENT**

**T/C 27 AUDITOR-CONTROLLER**

2019 JUL 29 P 2: 10


AUDITOR CONTROLLER USE ONLY


Final Approval Needed By:

☒ Board Of Supervisors

☐ County Administrator

ACCOUNT CODING		BUDGET UNIT(s): HOMELESS PROGRAMS (Dept#0463)		Page 1 of 1	
ORG'N.	EXPENSE SUB-ACCT.	EXPENDITURE ACCOUNT DESCRIPTION	< DECREASE >		INCREASE
5731	1011	Permanent Salaries	199,637	00	
5731	2310	Non Cnty Prof./Spclzd. Svcs	142,243	00	
5731	4948	Interfund Exp - Gov/Gov	6,800	00	
5731	5022	Intrafund-Trans-Services	535,377	00	
			884,057	.00	0 .00

Approved  
AUDITOR - CONTROLLER  
By:  Date: 8/28/19

COUNTY ADMINISTRATOR  
By:  Date: 9/12/19

BOARD OF SUPERVISORS

YES:

NO:


By: \_\_\_\_\_ Date: \_\_\_\_\_

## EXPLANATION OF REQUEST

This adjustment is necessary to align the budget with projected Annual Expenditures

## Summary:

	<u>Expenditure Decrease</u>	<u>Revenue Decrease</u>	<u>Cnty Cntrb. Increase</u>
HSD DEPT#0463	<u>(\$884,057)</u>	<u>(\$884,057)</u>	<u>(\$0)</u>

  
SIGNATURE  
PATRICK GODLEY

COO/CFO

TITLE

DATE

Appropriation  
Adj. Journal No.

**AP00** 5126

CONTRA COSTA COUNTY  
APPROPRIATION ADJUSTMENT

T/C 27


2019 JUL 29 P 2:10


## AUDITOR CONTROLLER USE ONLY

Final Approval Needed By:

☒ Board Of Supervisors☐ County Administrator

ACCOUNT CODING		BUDGET UNIT: ENVIRONMENTAL HEALTH (0452)	Page 1 of 4	
ORG'N.	EXPENSE SUB-ACCT.	EXPENDITURE ACCOUNT DESCRIPTION	< DECREASE >	INCREASE
5878	1011	Permanent Salaries	170,000 00	
5878	1044	Retirement Expense	156,288 00	
5884	1011	Permanent Salaries	200,000 00	
5884	1044	Retirement Expense	50,000 00	
5886	1011	Permanent Salaries	150,000 00	
5889	1061	Retiree Health Insurance	200,000 00	
Total			926,288 00	- 00

Approved  
AUDITOR - CONTROLLER  
By:  Date: 8/28/19

COUNTY ADMINISTRATOR  
By:  Date: 9/12/19

BOARD OF SUPERVISORS

YES:


NO:

By: \_\_\_\_\_ Date: \_\_\_\_\_

## EXPLANATION OF REQUEST

Revenue Increase / (Decrease)	(1,795,612)
Expense Increase / (Decrease)	(2,512,944)
Subsidy Increase / (Decrease)	717,332

Budgeted Expenditures	23,018,849
Revised FY2018/19 Expenditures	20,505,905
FY18/19 Expenditure (Decrease)	2,512,944

  
Signature  
PATRICK GODLEY

Controller  
Title

07/25/19  
Date

Appropriation  
Adj. Journal NO.

AP00 5126



CONTRA COSTA COUNTY CONTROLLER  
APPROPRIATION ADJUSTMENT

T/C 27 2019 JUL 29 P 2:10

## AUDITOR CONTROLLER USE ONLY

Final Approval Needed By:

- ☒ Board Of Supervisors  
☐ County Administrator


ACCOUNT CODING		BUDGET UNIT: ENVIRONMENTAL HEALTH (0452)	Page 2 of 4	
ORG'N.	EXPENSE SUB-ACCT.	EXPENDITURE ACCOUNT DESCRIPTION	< DECREASE >	INCREASE
5873	2100	Office Expense	9,700 00	
5873	2102	Books-Periodicals-Subscriptions	1,000 00	
5873	2110	Communications	11,500 00	
5873	2111	Telephone Exchange Service	1,000 00	
5873	2130	Small Tools and Instruments	2,500 00	
5873	2131	Minor Furniture/Equipment	13,500 00	
5873	2160	Clothing & Personal Supplies	4,000 00	
5873	2262	Building Occupancy Costs	6,500 00	
5873	2270	Maintenance - Equipment	5,000 00	
5875	2310	Non Cnty Prof/Spclzd Svcs	110,000 00	
5876	2100	Office Expense	8,000 00	
5876	2102	Books-Periodicals-Subscriptions	800 00	
5876	2103	Postage	3,000 00	
5876	2110	Communications	11,500 00	
5876	2130	Small Tools and Instruments	2,000 00	
5876	2131	Minor Furniture/Equipment	12,000 00	
5876	2140	Medical & Lab Supplies	2,600 00	
5876	2160	Clothing & Personal Supplies	3,400 00	
5876	2170	Household Expense	300 00	
5876	2190	Publications & Legal Notices	400 00	
5876	2200	Memberships	2,600 00	
5876	2250	Rents and Leases-Equipment	3,000 00	
5876	2251	Computer Software Cost	2,400 00	
5876	2262	Building Occupancy Costs	3,500 00	
5876	2270	Maintenance - Equipment	4,000 00	
5876	2276	Mntn Radio-Electronic Equipment	2,000 00	
Total			226,200 00	- 00

Approved

AUDITOR - CONTROLLER

By:  Date: 8/28/19

COUNTY ADMINISTRATOR

By:  Date: 9/12/19

BOARD OF SUPERVISORS

YES:


NO:

By: \_\_\_\_\_ Date: \_\_\_\_\_

## EXPLANATION OF REQUEST

Revenue Increase / (Decrease)	(1,795,612.00)
Expense Increase / (Decrease)	(2,512,944.00)
Subsidy Increase / (Decrease)	<u>717,332.00</u>

Budgeted Expenditures	23,018,849.00
Revised FY2018/19 Expenditures	20,505,905.00
FY18/19 Expenditure (Decrease)	<u>2,512,944.00</u>



Signature  
PATRICK GODLEY

Controller  
Title

07/25/19  
Date

Appropriation  
Adj. Journal NO.

AP00 5126


## AUDITOR CONTROLLER USE ONLY


CONTRA COSTA COUNTY AUDITOR-CONTROLLER  
 APPROPRIATION ADJUSTMENT  
 T/C 27 2019 JUL 29 P 2:1

Final Approval Needed By:

☒ Board Of Supervisors  
☐ County Administrator

ACCOUNT CODING		BUDGET UNIT: ENVIRONMENTAL HEALTH (0452)	Page 3 of 4	
ORG'N.	EXPENSE SUB-ACCT.	EXPENDITURE ACCOUNT DESCRIPTION	< DECREASE >	INCREASE
5876	2284	Requested Maintenance	4,000 00	
5876	2301	Auto Mileage Employees	4,500 00	
5877	2103	Postage	1,100 00	
5877	2110	Communications	3,800 00	
5877	2131	Minor Furniture/Equipment	4,300 00	
5877	2140	Medical & Lab Supplies	1,000 00	
5877	2160	Clothing & Personal Supplies	1,300 00	
5877	2200	Memberships	1,000 00	
5877	2250	Rents and Leases-Equipment	1,100 00	
5877	2262	Building Occupancy Costs	4,000 00	
5877	2270	Maintenance - Equipment	1,500 00	
5877	2284	Requested Maintenance	1,500 00	
5877	2303	Other Travel Employees	2,500 00	
5877	2314	Contracted Temporary Help	1,500 00	
5877	2477	Ed Supplies and Courses	900 00	
5877	2479	Other Special Departmental Exp	374,500 00	
5878	2100	Office Expense	12,000 00	
5885	2100	Office Expense	8,000 00	
5878	2102	Books-Periodicals-Subscriptions	1,000 00	
5878	2103	Postage	3,000 00	
5878	2110	Communications	17,500 00	
5885	2110	Communications	4,000 00	
5878	2130	Small Tools and Instruments	3,000 00	
5878	2131	Minor Furniture/Equipment	17,600 00	
5885	2131	Minor Furniture/Equipment	13,000 00	
5878	2140	Medical & Lab Supplies	4,100 00	
Total			491,700 00	- 00

Approved  
 AUDITOR-CONTROLLER  
 By:  Date: 5/28/19

COUNTY ADMINISTRATOR  
 By:  Date: 9/12/19

BOARD OF SUPERVISORS

YES:


NO:

By: \_\_\_\_\_ Date: \_\_\_\_\_

## EXPLANATION OF REQUEST

Revenue Increase / (Decrease)	(1,795,612.00)
Expense Increase / (Decrease)	(2,512,944.00)
Subsidy Increase / (Decrease)	717,332.00

Budgeted Expenditures	23,018,849.00
Revised FY2018/19 Expenditures	20,505,905.00
FY18/19 Expenditure (Decrease)	2,512,944.00

  
 Signature  
 PATRICK GODLEY

Controller  
 Title

07/25/19  
 Date

Appropriation  
 Adj. Journal NO.

AP00, S126



CONTRA COSTA COUNTY  
APPROPRIATION ADJUSTMENT

T/C 24

AUDITOR-CONTROLLER

2019 JUL 29 P 2:11

## AUDITOR CONTROLLER USE ONLY


Final Approval Needed By:

☒ Board Of Supervisors☐ County Administrator

ACCOUNT CODING		BUDGET UNIT: ENVIRONMENTAL HEALTH (0452)	Page 1 of 1	
ORG'N.	REVENUE SUB-ACCT.	REVENUE ACCOUNT DESCRIPTION	INCREASE	<DECREASE>
5878	9975	Misc Non-Taxable Revenue		120,612 00
5873	9775	Misc Health Fees		1,000,000 00
5884	9775	Misc Health Fees		145,000 00
5886	9761	Health Inspection Fees		530,000 00
Total			- .00	1,795,612 .00

Approved  
AUDITOR - CONTROLLERBy:  Date: 8/28/19

COUNTY ADMINISTRATOR

By:  Date: 9/12/19

BOARD OF SUPERVISORS

YES:

NO:

By: \_\_\_\_\_ Date: \_\_\_\_\_

## EXPLANATION OF REQUEST

Revenue Increase / (Decrease)	(1,795,612.00)
Expense Increase / (Decrease)	(2,512,944.00)
Subsidy Increase / (Decrease)	<u>717,332.00</u>

Budgeted Revenues	(22,468,762.00)
Revised FY2018/19 Revenues	(20,673,150.00)
FY18/19 Revenue Decrease	<u>(1,795,612.00)</u>

Signature  
PATRICK GODLEYController  
Title07/25/19  
DateRevenue Adj.  
Journal NO.

RA00 5126

AUDITOR-CONTROLLER

2019 JUL 29 P 2:18

**CONTRA COSTA COUNTY**  
**ESTIMATED REVENUE ADJUSTMENT**  
**T/C 24**

AUDITOR CONTROLLER USE ONLY


Final Approval Needed By:

☒ Board Of Supervisors☐ County Administrator

ACCOUNT CODING		BUDGET UNIT(s): HOMELESS PROGRAMS (Dept#0463)	Page 1 of 1	
ORG'N.	REVENUE SUB-ACCT.	REVENUE DESCRIPTION	INCREASE	< DECREASE >
5731	9281	Admin - State Health Misc		459,797 00
5731	9499	Misc Fed Health Projects		309,300 00
5731	9595	Misc Govt Agencies		95,939 00
5731	9975	Misc Non-taxable Revenue		19,021 00
			0 .00	884,057 .00

Approved

AUDITOR - CONTROLLER

By:  Date: 8/28/19 9/12/19

BOARD OF SUPERVISORS

YES:

NO:


By: \_\_\_\_\_ Date: \_\_\_\_\_

## EXPLANATION OF REQUEST

This adjustment is necessary to align the budget with actual revenue below the adopted budget level.

County General Fund will INCREASE as a result of these adjustments.

	<u>Expenditure Decrease</u>	<u>Revenue Decrease</u>	<u>Cnty Cntrb. Increase</u>
HSD DEPT#0463	<u>(\$884,057)</u>	<u>(\$884,057)</u>	<u>(\$0)</u>

  
 SIGNATURE  
 PATRICK GODLEY

COO/CFO

TITLE

DATE

Appropriation  
 Adj. Journal No.

**RA00 5126**

CONTRA COSTA COUNTY  
ESTIMATED REVENUE ADJUSTMENT  
ALLOCATION ADJUSTMENT  
**T/C 24**

AUDITOR-CONTROLLER USE ONLY

FINAL APPROVAL NEEDED BY:

- ☒ BOARD OF SUPERVISORS  
☐ COUNTY ADMINISTRATOR  
☐ AUDITOR-CONTROLLER

ACCOUNT CODING		DEPARTMENT : Health Svcs-Calif Child Services #0460		Page 1 of 1	
ORGANIZATION	REVENUE ACCOUNT	REVENUE ACCOUNT DESCRIPTION	INCREASE		<DECREASE>
5890	9259	State Aid-Realignment-Vehicle Licence		00	126,505
5890	9263	State Aid-Realignment-Sales Tax		00	67,880
5890	9295	State Aid for Crippled Child	1,076,526	00	
5890	9296	CCS Medical Case Mgmt	328,441	00	
5890	9763	Patient Fees	6,022	00	
5890	9895	Misc. Current Services	24,094	00	
TOTALS			1,435,083	00	194,385 00

**APPROVED**

AUDITOR-CONTROLLER:

BY: DATE 8/26/19

COUNTY ADMINISTRATOR:

BY: DATE 9/12/19

BOARD OF SUPERVISORS:

YES:

NO:

BY: \_\_\_\_\_ DATE \_\_\_\_\_

## EXPLANATION OF REQUEST:

To adjust fiscal year ending 6/30/19 appropriation based on  
the most current estimates

Expenditure Increase (Decrease)

\$1,240,698.00

Revenue Increase (Decrease)

\$1,240,698.00

Co. Contrib. Increase (Decrease)

0

SIGNATURE

COO/CFO  
TITLE

DATE

REVENUE ADJ.

RAOO

JOURNAL NO.

5126



AUDITOR-CONTROLLER

2019 JUL 29 P 2:10


**CONTRA COSTA COUNTY**  
**ESTIMATED REVENUE ADJUSTMENT**  
**T/C 24**

ACCOUNT CODING		BUDGET UNIT(s): PUBLIC ADMINISTRATOR PROGRAM (Dept#0454)	Page 1 of 1	
ORG'N.	REVENUE SUB-ACCT.	REVENUE DESCRIPTION	INCREASE	< DECREASE >
0454	9690	Estate Fund Transfer	597,569 00	
			<b>597,569 00</b>	

Approved  
 AUDITOR - CONTROLLER

By:  Date: 8/28/19

COUNTY ADMINISTRATOR

By:  Date: 9/4/19

BOARD OF SUPERVISORS

YES: |

NO:

By: \_\_\_\_\_ Date: \_\_\_\_\_

**EXPLANATION OF REQUEST**


This adjustment is necessary to align the budget with actual revenue below the adopted budget level.

County General Fund will DECREASE as a result of these adjustments.

**Summary:**

	<u>Expenditure Increase</u>	<u>Revenue Increase</u>	<u>Cnty Cntrb. Decrease</u>
HSD DEPT#0454	<u>\$597,569</u>	<u>\$597,569</u>	<u>-</u>

409997

  
 SIGNATURE  
 PATRICK GODLEY

COO/CFO

TITLE

DATE

Appropriation  
 Adj. Journal No.

**RA00 5126**

CONTRA COSTA COUNTY  
ESTIMATED REVENUE ADJUSTMENT/  
ALLOCATION ADJUSTMENT

AUDITOR-CONTROLLER

T/C 24 2019 JUL 29 P 2:10

## AUDITOR-CONTROLLER USE ONLY

FINAL APPROVAL NEEDED BY:

- ☒ BOARD OF SUPERVISORS  
☐ COUNTY ADMINISTRATOR  
☐ AUDITOR-CONTROLLER

ACCOUNT CODING		DEPARTMENT : Public Health 0450	Page 1 of 1	
ORGANIZATION	REVENUE ACCOUNT	REVENUE ACCOUNT DESCRIPTION	INCREASE	<DECREASE>
5750	9281	Admin-State Health Misc		1,434,746
5750	9325	Misc St Aid for Health		655,699
5750	9435	Miscellaneous St Aid		474,257
5750	9494	Fed W.I.C. Program		114,862
5750	9951	Reimbursements - Gov/ Gov	513,593	
5750	9975	Misc Non-Taxable Revenue		297,632
TOTALS			513,593 00	2,977,196 00

## APPROVED

AUDITOR-CONTROLLER:

BY: [Signature] DATE 8/28/19

COUNTY ADMINISTRATOR:

BY: [Signature] DATE 9/12/19

BOARD OF SUPERVISORS:

YES:

NO:

BY: \_\_\_\_\_ DATE \_\_\_\_\_

## EXPLANATION OF REQUEST:

To adjust fiscal year ending 6/30/2019 appropriation based on the most current estimates

Expenditure Increase (Decrease) (\$2,463,603.00)

Revenue Increase (Decrease) (\$2,463,603.00)

Co. Contrib. Increase (Decrease) \$0.00

[Signature]  
SIGNATURE

COO/CFO  
TITLE

DATE

REVENUE ADJ.

RAOO

JOURNAL NO.

5126

AUDITOR-CONTROLLER

2019 JUL 29 P 2:10

**CONTRA COSTA COUNTY  
ESTIMATED REVENUE ADJUSTMENT  
T/C 24**

ACCOUNT CODING		BUDGET UNIT(s): DETENTION (Dept#00301)	Page 1 of 1	
ORG'N.	REVENUE SUB-ACCT.	REVENUE DESCRIPTION	INCREASE	< DECREASE >
5700	9263	State Aid Realign. - Sales Tx.	4,069 00	
5701	9785	REIMBURSEMENTS - GOV/GOV	1999,839 00	
5700	9975	State Aid Realign. - Sales Tx.	448 00	
5700	9951	Reimbursments - Gov/Gov	67,380 00	
			<b>2,071,736 .00</b>	

Approved  
AUDITOR - CONTROLLER

By:  Date: 8/28/19

COUNTY ADMINISTRATOR

By:  Date: 9/12/19

BOARD OF SUPERVISORS

YES:

5700

NO:

5700

5701

By: \_\_\_\_\_ Date: \_\_\_\_\_

5700

EXPLANATION OF REQUEST

This adjustment is necessary to align the budget with actual revenue below the adopted budget level.

County General Fund will DECREASE as a result of these adjustments.

Summary:

	<u>Expenditure Increase</u>	<u>Revenue Increase</u>	<u>Cnty Cntrb. Increase</u>
HSD DEPT#0454	<u>\$2,071,736</u>	<u>\$2,071,736</u>	<u>0</u>

  
SIGNATURE  
PATRICK GODLEY

699448 2022952.25

COO/CFO

TITLE

DATE

Appropriation  
Adj. Journal No.

**RA00 5126**

**CONTRA COSTA COUNTY**  
**ESTIMATED REVENUE ADJUSTMENT**  
T/C 24

AUDITOR-CONTROLLER

2019 JUL 29 P 2:10

ACCOUNT CODING		BUDGET UNIT(s): AODS (0466)	Page 1 of 1	
ORG'N.	REVENUE SUB-ACCT.	REVENUE DESCRIPTION	INCREASE	< DECREASE >
5908	9154	GENERAL FINES	40,523 00	
5908	9194	RENT ON OFFICE SPACE	5,845 00	
5908	9308	ST AID DRG AB SHORT-DOYLE		338,254 00
5908	9322	SUBSTANCE ABUSE - FEDERAL		749,841 00
5908	9435	MISCELLANEOUS ST AID	555,232 00	
5908	9770	DRINKING DRIVER PROGRAM	4,028 00	
5908	9785	MEDI-CAL FFP		1,135,367 00
5908	9951	REIMBURSEMENTS-GOV TO GOV		719,099 00
			<b>605,628 .00</b>	<b>2,942,561 .00</b>

Approved  
AUDITOR - CONTROLLER

By:

Date:

## EXPLANATION OF REQUEST

This adjustment is necessary to align the budget with actual revenue below the adopted budget level.

COUNTY ADMINISTRATOR

By:

Date:

## Summary:

	Expenditure Decrease	Revenue Decrease	Cnty Cntrb. Increase
HSD DEPT#0454	(\$2,336,933)	(\$2,336,933)	\$0

BOARD OF SUPERVISORS

YES:

NO:

By:

Date:

*Patrick Godley*  
SIGNATURE  
PATRICK GODLEY

COO/CFO

TITLE

DATE

Appropriation  
Adj. Journal No.

RA00 5126



CONTRA COSTA COUNTY  
ESTIMATED REVENUE ADJUSTMENT  
ALLOCATION ADJUSTMENT  
T/C 24

AUDITOR-CONTROLLER

2019 JUL 29 P 2:10




## AUDITOR-CONTROLLER USE ONLY

FINAL APPROVAL NEEDED BY:

- ☐ BOARD OF SUPERVISORS  
☐ COUNTY ADMINISTRATOR  
☐ AUDITOR-CONTROLLER

ACCOUNT CODING		DEPARTMENT: Mental Health Services (0467)	page 1 of 1	
ORGANIZATION	REVENUE ACCOUNT	REVENUE ACCOUNT DESCRIPTION	INCREASE	<DECREASE>
5941	9306	State Aid MH Short Doyle	2,972,239 .00	.00
5991	9307	ST AID MH - SSI/SSP	95,449 .00	.00
5960	9435	Misc. State Aid	.00	213,778 .00
5942	9555	Fed Aid Employ & Training	.00	112,973 .00
5991	9558	Fed Aid NIMH Grant	738,447 .00	.00
5944	9781	M/H SVCS-MEDICARE	.00	1,471,713 .00
5941	9785	MH Svcs - Medi-Cal	6,867,267 .00	.00
5721	9951	Reimbursement (Gov/Gov)	.00	2,867,776 .00
5941	9951	Reimbursement (Gov/Gov)	638,215 .00	.00
5948	9951	Reimbursement (Gov/Gov)	.00	2,000,000 .00
5913	9951	Reimbursement (Gov/Gov)	.00	144,193 .00
5952	9975	MISC NON-TAXABLE REVENUE	1,080,297 .00	.00
			12,391,914 .00	6,810,433 .00

Approved AUDITOR - CONTROLLER By:  Date: 8/28/19		<b>EXPLANATION OF REQUEST</b>  To adjust revenue resulting from Increase in Medi-Cal and other revenues  Summary: Expenditure Increase(Decrease) \$ 5,581,481 Revenue Increase(Decrease) 5,581,481 Co. Contrib. Increase(Decrease) \$ -
COUNTY ADMINISTRATOR By:  Date: 9/12/19		
BOARD OF SUPERVISORS YES:  NO:		
By: _____ Date: _____		
		 Signature Title PATRICK GODLEY COO/CFO Revenue Adj. Date Journal NO. 07/25/19
		RA00 5126

CONTRA COSTA COUNTY  
ESTIMATED REVENUE ADJUSTMENT  
T/C 24

ACCOUNT CODING		BUDGET UNIT: Conservatorship 0451		page 1 of 1	
ORG'N.	REVENUE SUB-ACCT.	REVENUE ACCOUNT DESCRIPTION	INCREASE		<DECREASE>
0451	9281	Misc State Aid	1,291	00	
0451	9690	Estate Fees			15,726 00
			1,291	00	15,726 00


Approved

AUDITOR-CONTROLLER

By: 

Date: 8/20/19

COUNTY ADMINISTRATOR

By: 

Date: 9/12/19

BOARD OF SUPERVISORS

YES:

NO:

By:

Date:

## EXPLANATION OF REQUEST

To realign budget with projected revenues

## Summary:

Expenditure Increase(Decrease)	\$ (14,435)
Revenue Increase(Decrease)	14,435
Co. Contrib. Increase(Decrease)	\$ -

Signature  
PATRICK GODLEYCOO/CFO  
Title07/25/19  
DateRevenue Adj.  
Journal NO.

RA00 5126

CONTRA COSTA COUNTY  
ESTIMATED REVENUE ADJUSTMENT/  
ALLOCATION ADJUSTMENT

T/C-24


AUDITOR-CONTROLLER


2019 JUL 29 P 2:09

Final Approval Needed By:

- ☒ BOARD OF SUPERVISORS  
☐ COUNTY ADMINISTRATOR  
☐ AUDITOR-CONTROLLER

ACCOUNT CODING		DEPARTMENT: 0861:ENTERPRISE FUND 146100 (HMO ENTERPRISE-COMMUNITY PLAN)		
ORG'N.	REVENUE SUB-ACCT.	REVENUE ACCOUNT DESCRIPTION	INCREASE	<DECREASE>
6271	8220	GRANTS AND DONATION	3,835,561	
6271	8230	OTHER EXTERNAL PLAN REV		913,772
			\$3,835,561 .00	\$913,772 .00

Approved  
AUDITOR - CONTROLLER  
By:  Date: 8/20/19

COUNTY ADMINISTRATOR  
By:  Date: 9/12/19

BOARD OF SUPERVISORS

YES:

NO:

By: \_\_\_\_\_ Date: \_\_\_\_\_


## EXPLANATION OF REQUEST

FY 2018/19 appropriation adjustment for Fund 146100:

Expenditure Increase (Decrease)	\$2,921,789
Revenue Increase (Decrease)	\$2,921,789
County Sidsidy Increase (Decrease)	(\$0)

## Explanation:

To adjust appropriations and revenues to reflect changes to estimated FY 18/19  
CCHP Community Plan premiums and expenditures.

  
Signature  
Patrick Godley

HSD CFO/COO

Title

Date

Revnuue Adj.  
Journal No.

RA00

5126



## AUDITOR CONTROLLER USE ONLY

CONTRA COSTA COUNTY  
ESTIMATED REVENUE ADJUSTMENT/  
ALLOCATION ADJUSTMENT

T/C-24


AUDITOR-CONTROLLER


2019 JUL 29 P 2:09

Final Approval Needed By:

- ☒ BOARD OF SUPERVISORS  
☐ COUNTY ADMINISTRATOR  
☐ AUDITOR-CONTROLLER

ACCOUNT CODING		DEPARTMENT: 0860: ENTERPRISE FUND 146000 (HMO ENTERPRISE)		
ORG'N.	REVENUE SUB-ACCT.	REVENUE ACCOUNT DESCRIPTION	INCREASE	<DECREASE>
6100	8312	PHP/Medi-Cal Premiums	152,296,261 .00	.00
			\$ 152,296,261 .00	\$ - .00

Approved  
AUDITOR CONTROLLER  
By:  Date: 8/29/19


COUNTY ADMINISTRATOR  
By:  Date: 9/12/19

BOARD OF SUPERVISORS  
YES:  
NO:  
By: \_\_\_\_\_ Date: \_\_\_\_\_

## EXPLANATION OF REQUEST

To adjust FY 2018/19 EF-II appropriations to current estimates.

Increase(Decrease) in Revenues	\$152,296,261
Increase(Decrease) in Expenditures	\$152,296,261
Increase(Decrease) in Co. Subsidy	(\$0)

  
 Signature Patrick Godley Title HSD CFO/COO Date 5/26  
 Revenue Adj. Journal No. RA00



CONTRA COSTA COUNTY  
ESTIMATED REVENUE ADJUSTMENT **AUDITOR-CONTROLLER**  
T/C 24

2019 JUL 29 P 2:09

ACCOUNT CODING		BUDGET UNIT: <b>ENTERPRISE FUND 1 - CAPITAL (145000-0853)</b>	Page 1 of 1	
ORG'N.	REVENUE SUB-ACCT.	REVENUE ACCOUNT DESCRIPTION	INCREASE	<DECREASE>
6971	8239	Miscel Hospital Revenue	4,096,618 00	
6977	8239	Miscel Hospital Revenue		652,985 00
6977	8243	Gain on Dsp SI-Fxd Assets	94,000 00	
6979	8239	Miscel Hospital Revenue	137,340 00	
6977	8220	Grants & Donations	84,156 00	
6979	8243	Gain on Dsp SI-Fxd Assets	45,000 00	
			<b>\$4,457,114 00</b>	<b>\$652,985 00</b>

Approved  
AUDITOR - CONTROLLER

By:

Date: 7/26/19

COUNTY ADMINISTRATOR

By:

Date: 9/12/19

BOARD OF SUPERVISORS

YES:

NO:

By:

Date:

## EXPLANATION OF REQUEST


To adjust FY18/19 Expected Revenues to Current Estimates.

Revenue Increase(Decrease)  
Expense Increase(Decrease)  
Subsidy Increase (Decrease)

\$3,804,129.24

3,804,129.24

\$0.00



Signature  
PATRICK GODLEY

COO/CFO  
Title

07/25/19  
Date

Revenue Adj.  
Journal NO.

RA00

5126

## SCHEDULE A

CONTRA COSTA COUNTY  
 DETAIL OF PROVISIONS FOR OBLIGATED FUND BALANCES  
 FOR FISCAL YEAR 2019-2020 FINAL BUDGETS

FUND	OBLIGATED FUND BALANCE AS OF 6/30/2019	CANCELLATIONS		INCREASES		TOTAL OBLIGATED FUND BALANCE FOR BUDGET YEAR
		RECOMMEND	ADOPT	RECOMMEND	ADOPT	
1003 NONSPENDABLE -INVENTORIES	2,328,100					2,328,100
1003 ASSIGNED -EQUIPMENT REPLACEMENT	5,245,739					5,245,739
1003 NONSPENDABLE -DEPARTMENTAL PETTY CASH	302,405					302,405
1003 NONSPENDABLE -PREPAID EXPENSE	1,752,982					1,752,982
1003 ASSIGNED -LITIGATION & AUDIT EXCEPTIONS	10,000,000					10,000,000
1003 RESTRICTED - EBRCS INVESTMENTS	1,602,440					1,602,440
1003 RESTRICTED - JAIL CONSTRUCTION	22,500,000	22,500,000	22,500,000			0
1003 ASSIGNED -GENERAL FUND CAPITAL RESERVE	37,100,000			16,666,919	16,666,919	53,766,919
1003 ASSIGNED -GENERAL FUND RESERVE	265,720,552			70,984,067	70,984,067	336,704,619
<b>SUBTOTAL GENERAL FUND</b>	<b>346,552,218</b>	<b>22,500,000</b>	<b>22,500,000</b>	<b>87,650,986</b>	<b>87,650,986</b>	<b>411,703,204</b>
1041 ASSIGNED - CO SERVICE AREA REV RESERVE	100,000					100,000
1100 NONSPENDABLE- PREPAID EXP (RECORDER MOD)	35,727					35,727
1104 ASSIGNED -EQUIP REPL (CRIMINALISTICS LAB)	14,299					14,299
1108 ASSIGNED -EQUIPMENT REPLACEMENT (ROAD)	6,756,613					6,756,613
1111 ASSIGNED - PRIVATE ACTIVITY BOND	4,167,679			79,358	79,358	4,247,037
1111 NONSPENDABLE -ADVANCE (PRIVATE ACTIVITY BOND)	263,700					263,700
1113 ASSIGNED -AFFORDABLE HOUSING	10,075,252			260,905	260,905	10,336,157
1115 ASSIGNED -TOSCO/SOLANO TRANS MITIGATION	5,318,987					5,318,987
1116 NONSPENDABLE- PREPAID EXP (CHILD DEVLPMNT)	480,098					480,098
1120 ASSIGNED -DEPT CONSERVATION & DEVLPMNT	28,298,703			2,055,099	2,055,099	30,353,802
1120 NONSPENDABLE -PREPAID EXP (DCD)	236,704					236,704
1120 ASSIGNED -EQUIP REPL (DCD)	541,761					541,761
1126 ASSIGNED -DISPUTE RESOLUTION PROG	217,942			14,634	14,634	232,576
1129 NONSPENDABLE -PREPAID EXP (DA REV NARCOTICS)	19,324					19,324
1131 NONSPENDABLE -PETTY CASH (DA FORFEITURE-FED)	3,500					3,500
1134 NONSPENDABLE -PETTY CASH (DCSS)	600					600
1134 ASSIGNED -EQUIP REPLACEMENT (DCSS)	68,413					68,413
1146 ASSIGNED -PROP 63	58,675,524			504,221	504,221	59,179,745
1150 ASSIGNED -AUTOMATED SYSTEMS DEVELOPMENT	3,159,976	94,783	94,783			3,065,193
1153 ASSIGNED -CTY LOCAL REV FUND 2011	58,268,380			2,057,519	2,057,519	60,325,899
1157 ASSIGNED - COMM CORR PRFMC INCNTV RSRV	13,366,288					13,366,288
1159 NONSPENDABLE - DEPOSIT WOTHERS (L/M HSG ASSET FD)	85,000					85,000
1159 RESTRICTED - L/M HSG ASSET FD-LMIHAF	17,892,329	2,995,729	2,995,729			14,896,600
1206 ASSIGNED -LIBRARY AUTOMATION	4,746,504			473,496	473,496	5,220,000
1206 ASSIGNED -LIBRARY FACILITIES	4,238,303			421,697	421,697	4,660,000
1206 ASSIGNED -LIBRARY BRANCH OPERATIONS	7,756,931			773,069	773,069	8,530,000
1206 ASSIGNED -EQUIPMENT REPLACEMENT (LIBRARY)	88,223					88,223
1206 NONSPENDABLE -PETTY CASH (LIBRARY)	2,710					2,710
1206 NONSPENDABLE -PREPAID EXP (LIBRARY)	135,169					135,169
1232 ASSIGNED -WEST COUNTY AREA OF BENEFIT	72,301			40,448	40,448	112,749
1234 ASSIGNED -NORTH RICHMOND AOB	2,060,997			85,561	85,561	2,146,558
1240 ASSIGNED -MARTINEZ AREA OF BENEFIT	2,350,593			245,997	245,997	2,596,590
1241 ASSIGNED -BRIONES AREA OF BENEFIT	452,687	31,622	31,622			421,065
1242 ASSIGNED -CENTRAL COUNTY AREA OF BENEFIT	3,322,681			412,298	412,298	3,734,979
1243 ASSIGNED -SO WC AREA OF BENEFIT	102,978			59,974	59,974	162,952
1260 ASSIGNED -ALAMO AREA OF BENEFIT	744,140			260,806	260,806	1,004,946
1270 ASSIGNED -SOUTH COUNTY AREA OF BENEFIT	2,919,904	131,371	131,371			2,788,533
1282 ASSIGNED -EAST COUNTY AREA OF BENEFIT	3,829,231			441,553	441,553	4,270,784
1290 ASSIGNED -BETHEL ISLAND AREA OF BENEFIT	1,752,982	12,783	12,783			1,740,199
1337 ASSIGNED -LIVABLE COMMUNITIES	7,248,543					7,248,543
1390 ASSIGNED -ROAD DEVLPMNT DISCOVERY BAY	130,469	96,474	96,474			33,995
1392 ASSIGNED -ROAD IMPROVEMENT FEE	23,594,386	1,238,576	1,238,576			22,355,810
1394 ASSIGNED -ROAD DEVLPMNT RICH/EL SOBRANTE	353,740			25,395	25,395	379,135
1395 ASSIGNED -ROAD DEVLPMNT BAY POINT AREA	644,416			1,035,852	1,035,852	1,680,268
1399 ASSIGNED -ROAD DEVLPMNT PACHECO AREA	417,179			16,087	16,087	433,266
<b>TOTAL GENERAL COUNTY FUNDS</b>	<b>621,564,084</b>	<b>27,101,338</b>	<b>27,101,338</b>	<b>96,914,955</b>	<b>96,914,955</b>	<b>691,377,701</b>

SCHEDULE B  
CONTRA COSTA COUNTY  
FUND BALANCE AVAILABLE

		FUND BALANCE PER AUDITOR AS OF	LESS: OBLIGATED FUND BALANCES NONSPENDABLE, RESTRICTED			FUND BALANCE
FUND		6/30/2019	ENCUMBRANCES	& COMMITTED	ASSIGNED	AVAILABLE
1003	GENERAL	585,614,892	88,160,679	5,985,927	405,717,277	85,751,009
1041	COUNTY SERVICE AREA ADVANCES	100,000			100,000	0
1056	LAW ENFORCEMENT - EQUIP REPLACE	3,441,724				3,441,724
1100	RECORDER MODERNIZATION	9,332,186	3,336	35,727		9,293,123
1101	COURT/CLERK AUTOMATION	78				78
1102	FISH & GAME	455,770				455,770
1104	CRIMINALISTICS LABORATORY	197,583			14,299	183,284
1105	SURVEY MONUMENT PRESERVATION	569,094				569,094
1106	CRIMINAL JUSTICE CONSTRUCTION	1,201,905				1,201,905
1107	COURTHOUSE CONSTRUCTION	1,885,917				1,885,917
1108	ROAD	18,758,436	11,133		6,756,613	11,990,690
1109	TRANSPORTATION IMPROVEMENT	3,365				3,365
1110	DRAINAGE AREA 9	280,284				280,284
1111	PRIVATE ACTIVITY BOND	4,510,737		263,700	4,247,037	0
1113	AFFORDABLE HOUSING	10,336,157			10,336,157	0
1114	NAVY TRANSPORTATION MITIGATION	5,402,590				5,402,590
1115	TOSCO/SOLANO TRANSPORTATION MITIGATION	5,493,213			5,318,987	174,226
1116	CHILD DEVELOPMENT	733,427		480,098		253,329
1118	HUD NSP	81,191				81,191
1119	USED OIL RECYCLING GRANT	50,178				50,178
1120	CONSERVATION AND DEVELOPMENT	31,204,243	71,976	236,704	30,895,563	0
1121	CDD/PWD JOINT REVIEW FEE	628,259				628,259
1122	DRAINAGE DEFICIENCY	2,477,849				2,477,849
1123	PUBLIC WORKS TRUST	392,820				392,820
1124	D.A. CONSUMER PROTECTION	2,972,078				2,972,078
1125	DOM. VIOLENCE VICTIM ASSIST.	46,969				46,969
1126	DISPUTE RESOLUTION PROG.	232,576			232,576	0
1127	ZERO TOLERANCE-DOM VIOLENCE	553,125				553,125
1129	D.A. REVENUE NARCOTICS	710,443		19,324		691,119
1130	D.A. ENVIRON/OSHA	1,186,920				1,186,920
1131	D.A. FORFEITURE-FED-DOJ	(15)		3,500		(3,515)
1132	WALDEN GREEN MAINTENANCE	180,722				180,722
1133	R/ESTATE FRAUD PROSECUTE	78,252	0			78,252
1134	CHILD SUPPORT SERVICES	435,775	39,586	600	68,413	327,176
1135	EMERGENCY MED SVCS FUND	572,539				572,539
1137	HLT SVC - CHIP/AB75 TOBACCO	(343)				(343)
1139	TRAFFIC SAFETY	352,115				352,115
1140	PUB PROTECT-SPEC REV FND	1,649,162				1,649,162
1141	SHERIFF NARCOTICS FORFEIT-ST/LOCAL	264,413				264,413
1142	SHERIFF NARCOTICS FORFEIT-FEDERAL	489,670				489,670
1143	SUP LAW ENFORCEMENT SVCS	4,257,257				4,257,257
1145	SHERIFF FORFEIT-FEDERAL DEPT OF TREASURY	531,570				531,570
1146	PROP 63 MH SVCS ACT	59,179,745			59,179,745	0
1147	PRISONERS WELFARE FUND	3,214,580	300,717			2,913,863
1149	PROBATION OFFICERS SPEC	65,375				65,375
1150	AUTOMATED SYSTEMS DEVELOPMENT	3,213,193			3,065,193	148,000
1151	PROPERTY TAX ADMIN PROGRAM	3,090,706				3,090,706
1153	CTY LOCAL REV FUND 2011	61,504,985			60,325,899	1,179,086
1154	OBSCENE MATTER-MINORS	5,443				5,443
1155	IHSS PUBLIC AUTHORITY	99,884				99,884
1156	DNA IDENTIFICATION	295,239				295,239
1157	COMM CORR PRPMC INCNTV FD	18,336,165			13,366,288	4,969,877
1158	NO RICH WST&RCVY MTGN FD	1,109,092				1,109,092
1159	L/M HSG ASSET FD-LMIHAF	14,981,600		14,981,600		0
1160	BAILEY RD MNTC SURCHARGE	2,490,170				2,490,170
1161	HOME INVSTMT PRTRNSHP ACT	158,066				158,066
1162	CASP CERT & TRAINING FUND	39,836				39,836
1206	LIBRARY	30,903,607	890,585	137,879	18,498,223	11,376,920

SCHEDULE B  
CONTRA COSTA COUNTY  
FUND BALANCE AVAILABLE

		FUND BALANCE PER AUDITOR AS OF	LESS: OBLIGATED FUND BALANCES NONSPENDABLE, RESTRICTED		FUND BALANCE
<u>FUND</u>		<u>6/30/2019</u>	<u>ENCUMBRANCES</u>	<u>&amp; COMMITTED</u>	<u>ASSIGNED</u> <u>AVAILABLE</u>
1207	CASEY LIBRARY GIFT TRUST	261,279			261,279
1231	HERCUL/RODEO/CROCK AREA OF BENEFIT	12,608			12,608
1232	WEST COUNTY AREA OF BENEFIT	103,599			112,749 (9,150)
1234	NORTH RICHMOND AREA OF BENEFIT	2,157,158			2,146,558 10,600
1240	MARTINEZ AREA OF BENEFIT	2,497,590			2,596,590 (99,000)
1241	BRIONES AREA OF BENEFIT	529,703			421,065 108,638
1242	CENTRAL COUNTY AREA OF BENEFIT	3,520,979			3,734,979 (214,000)
1243	SOUTH WALNUT CREEK AREA OF BENEFIT	162,952			162,952 0
1260	ALAMO AREA OF BENEFIT	1,004,946			1,004,946 0
1270	SOUTH COUNTY AREA OF BENEFIT	2,788,533			2,788,533 0
1282	EAST COUNTY AREA OF BENEFIT	4,571,184			4,270,784 300,400
1290	BETHEL ISLAND AREA OF BENEFIT	304,849			300,249 4,600
1328	COUNTY CHILDRENS	40,468			40,468
1332	ANIMAL BENEFIT	338,022			338,022
1334	CO-WIDE GANG & DRUG	764,008			764,008
1337	LIVABLE COMMUNITIES FUND	7,515,280			7,248,543 266,737
1349	HUD BLDG INSP NPP	232,953			232,953
1350	RETIREMENT UAAL BOND FUND	(625,084)			(625,084)
1354	FAMILY LAW CTR DEBT SVC	2,129,142			2,129,142
1388	SOUTHERN PACIFIC RIGHT OF WAY	4,246,633			4,246,633
1390	ROAD DEVELOPMENT DISCOVERY BAY	33,995			33,995 0
1392	ROAD IMPROVEMENT FEE	22,355,810			22,355,810 0
1394	ROAD DEVELOPMENT RICHMOND/EL SOBRANTE	379,135			379,135 0
1395	ROAD DEVELOPMENT BAY POINT AREA	1,680,268			1,680,268 0
1399	ROAD DEVELOPMENT PACHECO AREA	433,266			433,266 0
TOTAL GENERAL COUNTY FUNDS		953,792,088	89,478,012	22,145,059	667,792,692 174,376,325

SCHEDULE C  
RECOMMENDED VS. FINAL BUDGET  
FUND BALANCE CHANGES  
APPROPRIATIONS AND ESTIMATED REVENUE RECOMMENDATIONS  
FOR 2019-20 FINAL BUDGET

FUND	2019-20 RECOMMENDED BUDGET FUND <u>BALANCE</u>	2019-20 FINAL BUDGET FUND <u>BALANCE</u>	FINAL YEAR-END FUND <u>BALANCE</u>	<u>CHANGE</u>	RECOMMENDED LINE ITEM CHANGES	
					AMOUNT	BU ACCT
1003 GENERAL FUND	0	0	85,751,009	85,751,009	532,473	0001-2479
					550,000	0001-3580
					978,000	0001-5016
					328,954	0003-2310
					5,233,854	0003-2479
					139,930	0003-2313
					17,555	0003-2340
					360,000	0004-2479
					1,798,203	0007-2479
					125,000	0010-2479
					100,000	0010-2310
					30,000	0015-2473
					20,000	0015-2270
					1,132,750	0025-2479
					417,000	0030-2479
					100,000	0035-2310
					100,000	0035-2479
					293,841	0038-2479
					849,642	0043-2479
					412,590	0043-4951
					850,000	0077-2284
					1,150,000	0080-2284
					1,429,083	0111-4173
					31,351,375	0111-4140
					80,000	0111-4197
					2,300,000	0111-4470
					435,473	0111-4234
					1,235,360	0145-2310
					17,691,484	0145-2479
					375,000	0147-2479
					6,046,551	0235-2310
					24,384	0243-1013
					85,727	0243-2251
					173,014	0243-2310
					1,602,086	0265-2479
					515,000	0301-2479
					80,000	0308-2111
					9,750	0308-2131
					151,000	0308-2284
					5,000	0308-2310
					20,000	0308-2479
					15,000	0335-2479
					157,000	0355-2479
					1,000,000	0366-2479
					165,000	0366-2310
					739,104	0452-2479
					1,814,031	0467-2310
					402,000	0501-2251

SCHEDULE C  
RECOMMENDED VS. FINAL BUDGET  
FUND BALANCE CHANGES  
APPROPRIATIONS AND ESTIMATED REVENUE RECOMMENDATIONS  
FOR 2019-20 FINAL BUDGET

FUND	2019-20 RECOMMENDED BUDGET FUND BALANCE	2019-20 FINAL BUDGET FUND BALANCE	FINAL YEAR-END FUND BALANCE	CHANGE	RECOMMENDED LINE ITEM CHANGES AMOUNT	B/U ACCT
1003 GENERAL FUND					223,000	0502-1011
					129,000	0579-2479
					771,773	0580-2479
					1,014,737	0591-2310
					190,285	0650-5022
1056 CO LAW ENF CMPTR CAP PROJ		0	3,441,724	3,441,724	412,592	0126-5011
					1,253,596	0129-5011
					1,775,536	0131-5011
1100 RECORDER MODERNIZATION	9,334,000	9,334,000	9,293,123	(40,877)	(40,877)	0353-2479
1101 COURT/CLERK AUTOMATION		0	78	78	78	0236-2479
1102 FISH & GAME		0	455,770	455,770	455,770	0367-2479
1103 LAND DEVELOPMENT FUND		0	0	0	0	0651-5011
1104 CRIMINALISTICS LABORATORY		0	183,284	183,284	183,284	0256-2479
1105 SURVEY MONUMENT PRESERVATION	655,679	655,679	569,094	(86,585)	(86,585)	0161-5011
1106 CRIMINAL JUSTICE CONSTRUCTION		0	1,201,905	1,201,905	1,201,905	0119-5016
1107 COURTHOUSE CONSTRUCTION		0	1,885,917	1,885,917	1,885,917	0122-3619
1108 ROAD	(14)	(14)	11,990,690	11,990,704	11,990,704	0662-5011
1109 TRANSPORTATION IMPROVEMENT		0	3,365	3,365	3,365	0663-3611
1110 DRAINAGE AREA 9		0	280,284	280,284	280,284	0120-5011
1114 NAVY TRANS MITIGATION	5,152,260	5,152,260	5,402,590	250,330	250,330	0697-5011
1115 TOSCO/SOLANO TRANS MTGTN	(93,000)	(93,000)	174,226	267,226	267,226	0699-5011
1116 CHILD DEVELOPMENT		0	253,329	253,329	253,329	0589-3611
1118 HUD NSP		0	81,191	81,191	81,191	0380-2479
1119 USED OIL RECYCLING GRANT		0	50,178	50,178	50,178	0351-3611
1121 CDD/PWD JOINT REVIEW FEE	186,000	186,000	628,259	442,259	442,259	0350-5011
1122 DRAINAGE DEFICIENCY	2,470,018	2,470,018	2,477,849	7,831	7,831	0648-2479
1123 PUBLIC WORKS TRUST	(39,000)	(39,000)	392,820	431,820	431,820	0649-5011
1124 DA CONSUMER PROTECTION	525,278	525,278	2,972,078	2,446,800	2,446,800	0247-2479
1125 DOM. VIOLENCE VICTIM ASSIST		0	46,969	46,969	46,969	0585-2479
1127 ZERO TOLERANCE-DOM VIOLENCE		0	553,125	553,125	553,125	0586-2479
1129 D.A. REVENUE NARCOTICS	(67,000)	(67,000)	691,119	758,119	758,119	0244-2479
1130 D.A. ENVIRON/OSHA		0	1,186,920	1,186,920	1,186,920	0251-2479
1131 D.A. FORFEITURE-FED-DOJ		0	(3,515)	(3,515)	(3,515)	0234-2479
1132 WALDEN GREEN MAINTENANCE	220,528	220,528	180,722	(39,806)	(39,806)	0664-5011
1133 RE FRAUD PROSECUTE		0	78,252	78,252	78,252	0233-5011
1134 CCC DEPT CHILD SUPPORT SVCS		0	327,176	327,176	327,176	0249-1011
1135 EMERGENCY MED SVCS FUND		0	572,539	572,539	572,539	0471-3611
1137 HLTH SVC-CHIP/AB75 TOBACCO		0	(343)	(343)	(343)	0468-2310
1139 TRAFFIC SAFETY		0	352,115	352,115	352,115	0368-2479
1140 PUBLIC PROTECTION-SPEC, REV	2,662,000	2,662,000	1,649,162	(1,012,838)	(1,012,838)	0260-2479
1141 SHER NARC FORFEIT-ST/LOCAL		0	264,413	264,413	264,413	0253-5011
1142 SHER NARC FORFEIT-FEDERAL		0	489,670	489,670	489,670	0252-5011
1143 SUP LAW ENFORCEMENT SVCS		0	4,257,257	4,257,257	666	0241-5011
					(312)	0262-5011
					(614)	0263-5011
					4,257,517	0311-5011
1145 SHERIFF FORFEIT-FED TREASURY		0	531,570	531,570	531,570	0268-5011
1147 PRISONERS WELFARE FUND	87,000	87,000	2,913,863	2,826,863	2,826,863	0273-2479

SCHEDULE C  
RECOMMENDED VS. FINAL BUDGET  
FUND BALANCE CHANGES  
APPROPRIATIONS AND ESTIMATED REVENUE RECOMMENDATIONS  
FOR 2019-20 FINAL BUDGET

FUND	2019-20 RECOMMENDED BUDGET FUND BALANCE	2019-20 FINAL BUDGET FUND BALANCE	FINAL YEAR-END FUND BALANCE	CHANGE	RECOMMENDED LINE ITEM CHANGES AMOUNT	BU ACCT
1149 PROBATION OFFICERS SPEC	69,337	69,337	65,375	(3,962)	(3,962)	0313-2479
1150 AUTOMATED SYSTEMS DEVELOPMENT	148,000	148,000	148,000	0	0	
1151 PROPERTY TAX ADMIN PROGRAM	3,019,512	3,019,512	3,090,706	71,194	71,194	0017-5016
1153 CNTY LOCAL REV FUND	1,179,086	1,179,086	1,179,086	0	0	
1154 OBSCENE MATTER-MINORS	5,000	5,000	5,443	443	443	0254-5011
1155 IHSS PUBLIC AUTHORITY		0	99,884	99,884	99,884	0508-5011
1156 DNA IDENTIFICATION FUND		0	295,239	295,239	295,239	0275-5011
1157 COMM CORR PRPMC INCNTV FD	(832,110)	(832,110)	4,969,877	5,801,987	5,801,987	0477-5011
1158 NO RICH WST&RCVY MTGN FD		0	1,109,092	1,109,092	1,109,092	0478-5011
1160 BAILEY RD MNTC SURCHARGE	2,461,614	2,461,614	2,490,170	28,556	28,556	0660-3611
1161 HOME INVSTMT PRTNRSH ACT		0	158,066	158,066	158,066	0561-2479
1162 CASP CERT & TRAINING FUND		0	39,836	39,836	39,836	0282-2479
1206 LIBRARY		0	11,376,920	11,376,920	300,000	0620-1011
					6,594,901	0620-2479
					53,000	0620-3620
					180,040	0620-4951
					300,000	0621-1011
					878,979	0621-2479
					2,970,000	0621-3620
					100,000	0621-4951
1207 CASEY LIBRARY GIFT TRUST		0	261,279	261,279	261,279	0622-3611
1231 HERCUL/RODEO/CROCK AREA OF BEN		0	12,608	12,608	12,608	0631-3611
1232 WEST COUNTY AREA OF BENEFIT	(9,150)	(9,150)	(9,150)	0	0	
1234 NORTH RICHMOND AREA OF BENEFIT	10,600	10,600	10,600	0	0	
1240 MARTINEZ AREA OF BENEFIT	(99,000)	(99,000)	(99,000)	0	0	
1241 BRIONES AREA OF BENEFIT	108,638	108,638	108,638	0	0	
1242 CENTRAL CO AREA/BENEFIT	(214,000)	(214,000)	(214,000)	0	0	0637-5011
1243 SO WAL CRK AREA OF BENEFIT	(40,000)	(40,000)	0	40,000	40,000	0638-5011
1260 ALAMO AREA OF BENEFIT	(259,800)	(259,800)	0	259,800	259,800	0641-5011
1270 SOUTH CO AREA OF BENEFIT	(74,300)	(74,300)	0	74,300	74,300	0642-5011
1282 EAST COUNTY AREA OF BENEFIT	300,400	300,400	300,400	0	0	
1290 BETHEL ISL AREA OF BENEFIT	4,600	4,600	4,600	0	0	
1328 COUNTY CHILDRENS		0	40,468	40,468	40,468	0505-3611
1332 ANIMAL BENEFIT	355,000	355,000	338,022	(16,978)	(16,978)	0369-5011
1334 CO-WIDE GANG & DRUG		0	764,008	764,008	764,008	0271-2479
1337 LIVABLE COMMUNITIES FUND	1,405,098	1,405,098	266,737	(1,138,361)	(1,138,361)	0370-3611
1349 HUD BLDG INSP NPP		0	232,953	232,953	232,953	0597-3611
1350 RETIREMENT UAAL BOND FUND		0	(625,084)	(625,084)	(625,084)	0791-3510
1354 FAMILY LAW CTR DEBT SVC	2,129,142	2,129,142	2,129,142	0	0	0794-2479
1388 SOUTHERN PACIFIC RIGHT OF WAY	4,555,876	4,555,876	4,246,633	(309,243)	(309,243)	0678-2479
1390 ROAD DEVELOPMENT DISCOVERY BAY	90,300	90,300	0	(90,300)	(90,300)	0680-5011
1394 RD DEVELOPMENT RICH/EL SOBRANTE	(31,900)	(31,900)	0	31,900	31,900	0684-5011
1395 RD DEVELOPMENT BAY POINT	(19,200)	(19,200)	0	19,200	19,200	0685-5011
1399 ROAD DEVELOPMENT PACHECO AREA	(9,600)	(9,600)	0	9,600	9,600	0687-5011
TOTAL GENERAL COUNTY FUNDS	35,346,892	35,346,892	174,376,325	139,029,433	139,029,433	

THE RECOMMENDED LINE ITEM CHANGE RESULTS FROM THE CHANGE IN FUND BALANCE AND THE NET CHANGES DURING FINAL BUDGET HEARINGS.

CONTRA COSTA COUNTY  
ESTIMATED REVENUE ADJUSTMENT  
T/C 24

ACCOUNT CODING		BUDGET UNIT: Special Districts - various			
ORGANIZATION	REVENUE ACCOUNT	REVENUE ACCOUNT DESCRIPTION	INCREASE		<DECREASE>
7655	8981	BU7655	41,500	00	
7656	9010		330,608	00	
7135	9901	BU7135	40,509,000	00	
7135	9895		2,250,000	00	
7135	9975		31,281	00	
7135	9181		80,400	00	
7135	9010		488,000	00	
7135	9990		205,000	00	
TOTALS			43,935,789	00	0 00

APPROVED

AUDITOR-CONTROLLER:

BY:  DATE 8/23/19

COUNTY ADMINISTRATOR:

BY:  DATE 9/12/19

BOARD OF SUPERVISORS:


YES:

NO:

BY: \_\_\_\_\_ DATE \_\_\_\_\_

EXPLANATION OF REQUEST

FY2018-19 Clean Up Adjustment



SIGNATURE

TITLE

DATE

REVENUE ADJ.  
JOURNAL NO.

RAOO

5125



CONTRA COSTA COUNTY  
APPROPRIATION ADJUSTMENT

T/C 27

AUDITOR-CONTROLLER USE ONLY

FINAL APPROVAL NEEDED BY:

☒ BOARD OF SUPERVISORS☐ COUNTY ADMINISTRATOR

ACCOUNT CODING		BUDGET UNIT: Special Districts - various				
ORGANIZATION	EXPENDITURE SUB-ACCOUNT	EXPENDITURE ACCOUNT DESCRIPTION	<DECREASE>		INCREASE	
7571	2479	BU 7571	2,000	00		
7571	3611				2,000	00
7584	2479	BU 7584	50	00		
7584	5011				50	00
7406	1011	BU 7406	6,000	00		
7406	3611				6,000	00
7652	2479	BU 7652	10	00		
7652	3611				10	00
7653	2479	BU 7653	258,700	00		
7653	1011				253,000	00
7653	3611				2,600	00
7653	5011				3,100	00
7655	2479	BU 7655	7,000	00		
7655	3611		12,300	00		
7655	1011				58,000	00
7655	5011				2,800	00
7657	2479	BU 7657	10,000	00		
7657	1011				10,000	00
7702	3611	BU 7702	118,000	00		
7702	5011				118,000	00
7710	3611	BU 7710	1,500	00		
7710	5011				1,500	00
7712	3611	BU 7712	11,000	00		
7712	5011				11,000	00
7713	3611	BU 7713	149,000	00		
7713	5011				149,000	00
7702	3611	BU 7702			1,000	00
TOTALS			575,560	00	618,060	00

APPROVED

EXPLANATION OF REQUEST

AUDITOR-CONTROLLER:

FY2018-19 Clean Up Adjustment

BY:  DATE 8/23/19

COUNTY ADMINISTRATOR:

BY:  DATE 9/12/19

BOARD OF SUPERVISORS:

YES:

NO:

BY: \_\_\_\_\_ DATE \_\_\_\_\_



SIGNATURE

TITLE

DATE

APPROPRIATION

APOO

5125

ADJ. JOURNAL NO.

CONTRA COSTA COUNTY  
APPROPRIATION ADJUSTMENT

T/C 27

AUDITOR-CONTROLLER USE ONLY

FINAL APPROVAL NEEDED BY:

☒ BOARD OF SUPERVISORS☐ COUNTY ADMINISTRATOR

ACCOUNT CODING		BUDGET UNIT: Special Districts - various				
ORGANIZATION	EXPENDITURE SUB-ACCOUNT	EXPENDITURE ACCOUNT DESCRIPTION	<DECREASE>		INCREASE	
7038	4953	BU 7038	2,000	00		
7038	3611				2,000	00
7040	2479	BU 7040	600,000	00		
7040	3611				600,000	00
7300	1011	BU 7300	1,108,355	00		
7300	3611		490,000	00		
7300	2479				780,000	00
7300	4704				148,000	00
7300	4707				4,000	00
7300	4711				7,100	00
7300	4712				6,100	00
7300	4795				621,400	00
7300	4953				31,700	00
7300	6201				55	00
7527	2479	BU 7527	20,000	00		
7527	5011				20,000	00
7536	2479	BU 7536	20,000	00		
7536	5011				20,000	00
7544	2479	BU 7544	1,000	00		
7544	5011				1,000	00
7568	2479	BU 7568	500	00		
7568	3611				500	00
7702	5011		1,000	00		
7656	5011	BU7656			394,654	00
7656	3611		6,346	00		
7656	2479		57,700	00		
7135	2479	BU 7135			451,000	00
7135	3611				37,000	00
7135	3505				42,870,681	00
7135	3521				205,000	00
TOTALS			2,306,901	00	46,200,190	00

## EXPLANATION OF REQUEST

FY2018-19 Clean Up Adjustment

AUDITOR-CONTROLLER:

BY:  DATE 8/23/19

COUNTY ADMINISTRATOR:

BY:  DATE 9/12/19

BOARD OF SUPERVISORS:

YES:

NO:

BY: \_\_\_\_\_ DATE \_\_\_\_\_



SIGNATURE

TITLE

DATE

APPROPRIATION  
ADJ. JOURNAL NO.


APOO

5125


CONTRA COSTA COUNTY  
ESTIMATED REVENUE ADJUSTMENT  
T/C 24

ACCOUNT CODING		BUDGET UNIT: <u>West Contra Costa Health Care District - 7135</u>	Page 1 of 1	
ORG'N.	REVENUE SUB-ACCT.	REVENUE ACCOUNT DESCRIPTION	INCREASE	<DECREASE>
7135	9010	PROP TAXES-CURRNT SECRD	1,000,000 .00	
7135	9181	EARNINGS ON INVESTMENT	30,000 .00	
7135	9975	MISC NON-TAXABLE REVENUE	35,000 .00	
7135	9990	FUND BALANCE AVAILABLE	2,721,266 .00	
			3,786,266 .00	- .00

Approved  
AUDITOR - CONTROLLER

By:  Date: 8/28/19

COUNTY ADMINISTRATOR

By:  Date: 9/18/19

BOARD OF SUPERVISORS

YES:


NO:

By: \_\_\_\_\_ Date: \_\_\_\_\_

## EXPLANATION OF REQUEST

To adjust estimated revenues for fiscal year 2018/19 (1/1/19-6/30/19)  
in both hospital units and the outpatient clinic services

Increase (Decrease) in Revenues	\$3,786,266
Increase (Decrease) in Expenditures	\$3,786,266
Increase (Decrease) in Fund Balance	<u>\$0</u>

  
Signature  
PATRICK GODLEY

COO/CFO  
Title

07/16/19  
Date

Revenue Adj.  
Journal NO.

RA00

5126

AUDITOR-CONTROLLER

CONTRA COSTA COUNTY  
APPROPRIATION ADJUSTMENT  
T/C 27

AUDITOR CONTROLLER USE ONLY

Final Approval Needed By:



Board Of Supervisors



County Administrator

ACCOUNT CODING		BUDGET UNIT: West Contra Costa Health Care District - 7135		Page 1 of 1	
ORG'N.	EXPENSE SUB-ACCT.	EXPENDITURE ACCOUNT DECSRIPTION	< DECREASE >	INCREASE	
7135	2120	UTILITIES		5,000	00
7135	2310	NON CNTY PROF SPCLZD SVCS		500,000	00
7135	2360	INSURANCE		5,000	00
7135	3505	RETIRE OTH LONG TERM DEBT		579,000	00
7135	3515	INT ON OTH LONG TERM DEBT		2,665,266	00
7135	3550	JUDGEMENTS & DAMAGES		32,000	00
			-	00	3,786,266 00

Approved

AUDITOR-CONTROLLER

By:

Date: 8/28/19

COUNTY ADMINISTRATOR

By:

Date: 9/12/19

BOARD OF SUPERVISORS

YES:

NO:

By:

Date:

## EXPLANATION OF REQUEST

To adjust FY 18/19 expenditure appropriations to current estimates (1/1/19-6/30/19)

Increase (Decrease) in Revenues	3,786,266
Increase (Decrease) in Expenditures	3,786,266
Increase (Decrease) in Fund Balance	<u>\$0</u>

*Patrick Godley*  
Signature  
PATRICK GODLEY

COO/CFO  
Title

07/17/19  
Date

Appropriation  
Adj. Journal NO.

AP00 5126

SCHEDULE A  
 DETAIL OF PROVISIONS FOR OBLIGATED FUND BALANCES  
 FOR FISCAL YEAR 2019-2020 FINAL BUDGETS  
 County Special Districts

FUND	DESCRIPTION - PURPOSE	OBLIGATED	AMOUNT MADE AVAILABLE		INC. OR NEW OBLIG. FUND BAL		TOTAL
		FUND BALANCE	BY CANCELLATION		TO BE PROVIDED		OBLIGATED
		AS OF					FOR
		6/30/2019	RECOMMENDED	ADOPTED	RECOMMENDED	ADOPTED	BUDGET YEAR
<b>PUBLIC PROTECTION</b>							
<u>FIRE PROTECTION</u>							
CCC FIRE DISTRICT CONSOLIDATED							
202000	NONSPENDABLE-PETTY CASH	500					500
202000	ASSIGNED-GENERAL FUND RESERVE	35,423,242			5,631,566	5,631,566	41,054,808
202000	NONSPENDABLE-INVENTORIES	942,209					942,209
202000	NONSPENDABLE-PREPAID EXPENSE	225,338					225,338
202200	NONSPENDABLE-PREPAID EXPENSE	96,856				0	96,856
204000	NONSPENDABLE-PREPAID EXPENSE	247,570					247,570
	TOTAL FIRE PROTECTION	36,935,715	0	0	5,631,566	5,631,566	42,567,281
<u>FLOOD CONTROL</u>							
CCC FLOOD CTL WTR CONS							
250500	ASSIGNED-EQUIP REPLACEMENT	879,674					879,674
250500	NONSPENDABLE-ADV TO OTHER FUNDS	2,813,500					2,813,500
FLOOD CONTROL ZONE 3B							
252000	NONSPENDABLE-ADV TO OTHER FUNDS	2,113,000					2,113,000
FLOOD CONTROL DRNG 29C							
255500	NONSPENDABLE-ADV TO OTHER FUNDS	40,000					40,000
FLD CNTRL DRNG AREA 56							
256600	NONSPENDABLE-ADV TO OTHER FUNDS	650,000					650,000
FLOOD CONTROL DRNG 55							
257900	NONSPENDABLE-DEPOSIT W/OTHERS	750,000					750,000
257900	NONSPENDABLE-ADV TO OTHER FUNDS	100,000					100,000
258300	NONSPENDABLE-ADV TO OTHER FUNDS	35,000					35,000
	TOTAL FLOOD CONTROL	7,381,174	0	0	0	0	7,381,174
<u>SERVICE AREA POLICE</u>							
CSA P-1 POLICE							
265000	NONSPENDABLE-PREPAID EXPENSE	9,545					9,545
SERV AREA P-2 ZONE A							
265300	ASSIGNED-EQUIP REPLACEMENT	16,760					16,760
POLICE AREA 5 RND HILL							
265500	ASSIGNED-GENERAL RESERVE	55,168					55,168
265500	ASSIGNED-EQUIP REPLACEMENT	30,535					30,535
SERV AREA P-2 ZONE B							
265700	ASSIGNED-EQUIP REPLACEMENT	5,055					5,055
	TOTAL SERVICE AREA POLICE	117,063	0	0	0	0	117,063
	<b>TOTAL PUBLIC PROTECTION</b>	<b>44,433,952</b>	<b>0</b>	<b>0</b>	<b>5,631,566</b>	<b>5,631,566</b>	<b>50,065,518</b>

SCHEDULE A  
 DETAIL OF PROVISIONS FOR OBLIGATED FUND BALANCES  
 FOR FISCAL YEAR 2019-2020 FINAL BUDGETS  
 County Special Districts

		OBLIGATED	AMOUNT MADE AVAILABLE		INC. OR NEW OBLIG. FUND BAL		TOTAL
		FUND BALANCE	BY CANCELLATION		TO BE PROVIDED		OBLIGATED
		AS OF					FUND BALANCE
FUND	DESCRIPTION - PURPOSE	6/30/2019	RECOMMENDED	ADOPTED	RECOMMENDED	ADOPTED	FOR
							BUDGET YEAR
HEALTH AND SANITATION							
	EMERGENCY MEDICAL SERVICES						
	SERV AREA EM-1 ZONE B						
240600	NONSPENDABLE-PREPAID EXPENSE	6,024					6,024
	TOTAL EMERGENCY MEDICAL SRVCS	6,024	0	0	0	0	6,024
	TOTAL HEALTH AND SANITATION	6,024	0	0	0	0	6,024
PUBLIC WAYS & FACILITIES							
	SERVICE AREA MISCELLANEOUS						
	SERV AREA M-17 MONTALVIN						
248900	NONSPENDABLE-PETTY CASH	5,000					5,000
	TOTAL SERVICE AREA MISCELLANEOUS	5,000	0	0	0	0	5,000
	TOTAL PUBLIC WAYS & FACILITIES	5,000	0	0	0	0	5,000
RECREATION & CULTURAL SVC							
	SERVICE AREA RECREATION						
	SERV AREA R-7 ZONE A						
275800	NONSPENDABLE-PETTY CASH	5,000					5,000
	SERV AREA R-10 RODEO						
276000	NONSPENDABLE-PETTY CASH	3,000					3,000
	TOTAL SERVICE AREA RECREATION	8,000	0	0	0	0	8,000
	TOTAL RECREATION & CULTURAL SVC	8,000	0	0	0	0	8,000
	TOTAL OBLIGATED FUND BALANCES	44,452,976	0	0	5,631,566	5,631,566	50,084,542



SCHEDULE B  
2019- 2020  
CONTRA COSTA COUNTY  
FUND BALANCE AVAILABLE

		Fund Balance	Less Obligated Fund Balances			
		Per Auditor as of	Encumbrances	Nonspendable,	Assigned	Fund Balance
Fund		6/30/2019		Restricted & Committed		Available
PUBLIC PROTECTION						
FIRE PROTECTION						
202000	CCCYPD-Consolidated Fire	42,785,192	562,337	1,168,047	41,054,808	0
202200	CCCYPD POB Debt Svc Fund	14,177,491		96,856		14,080,635
202400	CCCYPD POB Stabilization Fund	16,967,422				16,967,422
202800	Crockett-Carquinez Fire Dist	592,981				592,981
203100	CCCYPD-Cap Outlay-Consolidated	295,494	200,179			95,315
203300	CCCYPD Developer Fee	894				894
203400	Riverview Fire Developer Fee	2,486				2,486
203500	CCCYPD Fire Prevention-Consolidated	214				214
203600	CCCYPD New Devlpmt Pmt Fee FD	300,995				300,995
203800	CCCYPD Pittsburg Special	137,423				137,423
204000	CCCYPD EMS Transport Fund	25,089,051	98,090	247,570		24,743,391
TOTAL FIRE PROTECTION		100,349,643	860,606	1,512,473	41,054,808	56,921,756
FLOOD CONTROL						
250500	Flood Control & Wtr Conserv	11,721,832	7,000	2,813,500	879,674	8,021,658
252000	Flood Control Zone #3B	33,659,570		2,113,000		31,546,570
252100	Flood Control Zone #1	4,689,739				4,689,739
252200	Flood Control Zone #2	564				564
252600	Flood Control Zone #6A	17,904				17,904
252700	Flood Control Zone #7	205,192				205,192
253000	Flood Control Zone #8	48,246				48,246
253100	Flood Control Zone #8A	295,384				295,384
253200	Flood Control Zone #9	23,599				23,599
253400	Flood Control Drainage 37A	8,882				8,882
253500	Flood Control Drainage 33A	214,559				214,559
253600	Flood Control Drainage 75A	309,700				309,700
253700	Flood Control Drainage 128	116,799				116,799
253800	Flood Control Drainage 57	68,005				68,005
253900	Flood Control Drainage 67	71,720				71,720
254000	Flood Control Drainage 19A	123,865				123,865
254100	Flood Control Drainage 33B	36,622				36,622
254200	Flood Control Drainage 76	320,630				320,630
254300	Flood Control Drainage 62	180,111				180,111
254400	Flood Control Drainage 72	34,920				34,920
254500	Flood Control Drainage 78	20,700				20,700
254600	Flood Control Drainage 30B	448,148				448,148
254700	Flood Control Drainage 44B	383,479				383,479
254800	Flood Control Drainage 29E	22,245				22,245
254900	Flood Control Drainage 52B	96,385				96,385
255000	Flood Control Drainage 290	25,480				25,480
255100	Flood Control Drainage 300	78,949				78,949
255200	Flood Control Drainage 13	4,873,004				4,873,004
255300	Flood Control Drainage 52A	479,040				479,040
255400	Flood Control Drainage 10	5,078,163				5,078,163
255500	Flood Control Drainage 29C	279,009		40,000		239,009
255600	Flood Control Drainage 29D	272,238				272,238
255700	Flood Control Drainage 30A	58,840				58,840
255800	Flood Control Drainage 30C	2,156,495				2,156,495
255900	Flood Control Drainage 15A	149,093				149,093

SCHEDULE B  
2019- 2020  
CONTRA COSTA COUNTY  
FUND BALANCE AVAILABLE

Fund		Fund Balance Per Auditor as of 6/30/2019	Encumbrances	<u>Less Obligated Fund Balances</u> Nonspendable,		Fund Balance Available
				Restricted & Committed	Assigned	
256000	Flood Control Drainage 910	256,965				256,965
256100	Flood Control Drainage 33C	2,188				2,188
256200	Flood Control Drainage 130	2,656,693				2,656,693
256300	Flood Control Drainage 127	25,305				25,305
256500	Flood Control Drainage 40A	360,711				360,711
256600	Flood Control Drainage 56	8,279,132		650,000		7,629,132
256700	Flood Control Drainage 73	226,660				226,660
256800	Flood Control Drainage 29G	32,731				32,731
256900	Flood Control Drainage 29H	95,414				95,414
257000	Flood Control Drainage 29J	851				851
257100	Flood Control Drainage 52C	2,175,548				2,175,548
257200	Flood Control Drainage 48C	647,256				647,256
257300	Flood Control Drainage 48D	7,335				7,335
257400	Flood Control Drainage 48B	960,692				960,692
257500	Flood Control Drainage 67A	498,432				498,432
257600	Flood Control Drainage 76A	367,394				367,394
257700	Flood Control Drainage 520	170,201				170,201
257800	Flood Control Drainage 46	1,393,662				1,393,662
257900	Flood Control Drainage 55	1,375,169		850,000		525,169
258000	Flood Control Drainage 1010	1,354,684				1,354,684
258100	Flood Control Drainage 101A	942,680				942,680
258200	Flood Control Drainage 1010A	365,271				365,271
258300	Flood Control Drainage 16	1,511,639		35,000		1,476,639
258400	Flood Control Drainage 52D	13,289				13,289
258500	Flood Control Drainage 87	38,810				38,810
258600	Flood Control Drainage 88	23,012				23,012
258700	Flood Control Drainage 89	98,542				98,542
258800	Flood Control Drainage 22	192,263				192,263
259500	Flood Control Drainage 109	8,284				8,284
259700	Flood Control Drainage 47	250,886				250,886
<b>TOTAL FLOOD CONTROL</b>		<b>90,900,810</b>	<b>7,000</b>	<b>6,501,500</b>	<b>879,674</b>	<b>83,512,636</b>
<b><u>STORM DRAINAGE DISTRICTS</u></b>						
259400	Storm Drainage Zone #19	1,859				1,859
<b>TOTAL STORM DRAINAGE DISTRICTS</b>		<b>1,859</b>	<b>0</b>	<b>0</b>	<b>0</b>	<b>1,859</b>
<b><u>STORMWATER UTILITY DISTRICTS</u></b>						
248400	CCC CFD 2007-1 Stormwater	24,277				24,277
250100	Stormwater Util A-1 Ant	106,227				106,227
250200	Stormwater Util A-2 Clyn	7,471				7,471
250300	Stormwater Util A-3 Conc	26,468				26,468
250400	Stormwater Util A-4 Danv	22,598				22,598
250700	Stormwater Util A-7 Laf	31,910				31,910
250800	Stormwater Util A-8 Mrtz	23,946				23,946
250900	Stormwater Util A-9 Mrga	18,349				18,349
251000	Stormwater Util A-10 Orin	28,033				28,033
251100	Stormwater Util A-11 Pinl	29,632				29,632
251200	Stormwater Util A-12 Pitt	94,176				94,176
251300	Stormwater Util A-13 PI H	13,557				13,557
251400	Stormwater Util A-14 S Pb	44,353				44,353
251500	Stormwater Util A-15 S Rm	65,877				65,877
251600	Stormwater Util A-16 W Ck	9,495				9,495



SCHEDULE B  
2019- 2020  
CONTRA COSTA COUNTY  
FUND BALANCE AVAILABLE

<u>Fund</u>		<u>Fund Balance</u>	<u>Less Obligated Fund Balances</u>			<u>Fund Balance</u>
		<u>Per Auditor as of</u>	<u>Encumbrances</u>	<u>Restricted &amp; Committed</u>	<u>Assigned</u>	<u>Available</u>
		<u>6/30/2019</u>				
251700	Stormwater Util A-17 Co	1,271,255				1,271,255
251800	Stormwater Util A-18 Okly	33,029				33,029
251900	Stormwater Util Admin	3,468,397				3,468,397
252300	Stormwater Util A-19 Rich	87,670				87,670
252500	Stormwater Util A-5 El C	10,602				10,602
253300	Stormwater Util A-20 Brnt	48,686				48,686
252400	Stormwater Util A-6 Herc	30,609				30,609
<b>TOTAL STORMWATER UTILITY DISTRICTS</b>		<u>5,496,617</u>	<u>0</u>	<u>0</u>	<u>0</u>	<u>5,496,617</u>

**SERVICE AREA-POLICE**

260300	Area P-6 Zone 502	8,172				8,172
260500	Area P-6 Zone 1508	4,397				4,397
260600	Area P-6 Zone 1614	700				700
260700	Area P-6 Zone 1804	1,923				1,923
260800	Area P-6 Zone 2201	1,599				1,599
260900	Area P-6 Zone 501	3,824				3,824
261000	Area P-6 Zone 1613	1,299				1,299
261100	Area P-6 Zone 2200	700				700
261200	Area P-6 Zone 2502	1,586				1,586
261300	Area P-6 Zone 2801	1,600				1,600
261400	Area P-6 Zone 1609	1,175				1,175
261500	Area P-6 Zone 1610	700				700
261600	Area P-6 Zone 1611	1,018				1,018
261700	Area P-6 Zone 1612	(4,037)				(4,037)
261800	Area P-6 Zone 2501	2,745				2,745
261900	Area P-6 Zone 2800	700				700
262000	Area P-6 Zone 1514	1,714				1,714
262100	Area P-6 Zone 1101	700				700
262200	Area P-6 Zone 1803	865				865
262300	Area P-6 Zone 1700	8,760				8,760
262500	Area P-6 Zone 2903	2,221				2,221
262400	Area P-6 Zone 2000	1,953				1,953
262600	Area P-6 Zone 1505	1,523				1,523
262700	Area P-6 Zone 1506	865				865
262800	Area P-6 Zone 1001	872				872
262900	P-6 Central Admin Base	10,966,036				10,966,036
263000	Area P-6 Zone 1607	1,029				1,029
263100	Area P-6 Zone 1504	1,029				1,029
263200	Area P-6 Zone 2702	2,107				2,107
274500	Area P-6 Zone 2703	1,000				1,000
263300	Area P-6 Zone 1606	1,553				1,553
263400	Area P-6 Zone 1605	1,216				1,216
263600	Area P-6 Zone 1503	1,045				1,045
263700	Area P-6 Zone 400	1,159				1,159
263800	Area P-6 Zone 702	700				700
263900	Area P-6 Zone 1502	1,159				1,159
264000	Area P-6 Zone 3100	1,368				1,368
264100	Area P-6 Zone 2500	1,927				1,927
264200	Area P-6 Zone 701	878				878
264300	Area P-6 Zone 202	1,368				1,368
264400	Area P-6 Zone 1501	1,989				1,989

SCHEDULE B  
2019- 2020  
CONTRA COSTA COUNTY  
FUND BALANCE AVAILABLE

		Fund Balance	<u>Less Obligated Fund Balances</u> Nonspendable,			
Fund		Per Auditor as of 6/30/2019	Encumbrances	Restricted & Committed	Assigned	Fund Balance Available
264500	Area P-6 Zone 1604	1,818				1,818
264600	Area P-6 Zone 1801	1,646				1,646
264700	Area P-6 Zone 2901	878				878
264800	Area P-6 Zone 1603	700				700
264900	Area P-6 Zone 1200	1,233				1,233
265000	Police SVC-Crockett Cogen	662,713		9,545		653,168
265200	Police Area 2 Danville	8,419				8,419
265300	Area P-2 Zone A, Blackhawk	267,875			16,760	251,115
265400	Area P-6 Zone 2902	1,808				1,808
265500	Area P-5, Roundhill Area	77,816			85,703	(7,887)
265700	Area P-2 Zone B, Alamo	36,436			5,055	31,381
265800	Area P-6 Zone 206	1,618				1,618
265900	Area P-6 Zone 207	2,272				2,272
266100	Area P-6 Zone 200	1,567				1,567
267100	Area P-6 Zone 209	700				700
267200	Area P-6 Zone 211	700				700
267300	Area P-6 Zone 1005	1,000				1,000
267400	Area P-6 Zone 201	6,405				6,405
267500	Area P-6 Zone 2700	1,704				1,704
268000	Area P-6 Zone 700	700				700
268100	Area P-6 Zone 1100	1,262				1,262
268200	Area P-6 Zone 1600	1,883				1,883
268300	Area P-6 Zone 2601	1,559				1,559
268400	Area P-6 Zone 500	4,310				4,310
268500	Area P-6 Zone 1000	1,192				1,192
268700	Area P-6 Zone 2900	700				700
268800	Area P-6 Zone 1006	2,012				2,012
268900	Area P-6 Zone 1601	1,670				1,670
269000	Area P-6 Zone 2300	1,670				1,670
269300	Area P-6 Zone 1602	2,542				2,542
269400	Area P-6 Zone 1800	1,449				1,449
269500	Area P-6 Zone 2600	1,261				1,261
269600	Area P-6 Zone 2701	1,621				1,621
269700	Area P-6 Zone 1500	641				641
269900	Area P-6 Zone 3000	1,920				1,920
271500	Area P-6 Zone 1512	700				700
271600	Area P-6 Zone 1608	741				741
271700	Area P-6 Zone 1616	1,224				1,224
271800	Area P-6 Zone 1802	4,967				4,967
272000	Area P-6 Zone 503	12,197				12,197
272100	Area P-6 Zone 3103	700				700
272200	Area P-6 Zone 900	1,425				1,425
272300	Area P-6 Zone 1509	1,861				1,861
272400	Area P-6 Zone 3101	2,296				2,296
272500	Area P-6 Zone 1615	1,570				1,570
272600	Area P-6 Zone 1511	1,896				1,896
272700	Area P-6 Zone 1510	700				700
272800	Area P-6 Zone 203	1,000				1,000
273000	Area P-6 Zone 1002	844				844

SCHEDULE B  
2019- 2020  
CONTRA COSTA COUNTY  
FUND BALANCE AVAILABLE

<u>Fund</u>		Fund Balance	<u>Less Obligated Fund Balances</u> Nonspendable,			Fund Balance
		Per Auditor as of 6/30/2019	Encumbrances	Restricted & Committed	Assigned	Available
273100	Area P-6 Zone 2602	1,562				1,562
273200	Area P-6 Zone 204	700				700
273300	Area P-6 Zone 1003	2,099				2,099
273400	Area P-6 Zone 1201	1,539				1,539
273500	Area P-6 Zone 2203	10,207				10,207
273600	Area P-6 Zone 3001	1,839				1,839
273700	Area P-6 Zone 504	2,840				2,840
273800	Area P-6 Zone 3102	1,738				1,738
273900	Area P-6 Zone 3104	700				700
274000	Area P-6 Zone 2202	5,638				5,638
274100	Area P-6 Zone 205	1,711				1,711
274200	Area P-6 Zone 301	3,000				3,000
274300	Area P-6 Zone 1004	844				844
274400	Area P-6 Zone 2603	700				700
274600	Area P-6 Zone 3002	2,536				2,536
274700	Area P-6 Zone 3105	711				711
274800	Area P-6 Zone 3106	715				715
274900	Area P-6 Zone 3107	962				962
277500	Area P-6 Zone 0210	700				700
277600	Area P-6 Zone 1513	500				500
277700	Area P-6 Zone 2604	1,329				1,329
277800	Area P-6 Zone 2605	1,000				1,000
277900	Area P-6 Zone 3003	2,084				2,084
278100	Area P-6 Zone 3108	700				700
278200	Area P-6 Zone 3109	1,685				1,685
278300	Area P-6 Zone 3110	1,014				1,014
278500	Area P-6 Zone 3112	700				700
<b>TOTAL SERVICE AREA-POLICE</b>		<b>12,218,711</b>	<b>0</b>	<b>9,545</b>	<b>107,518</b>	<b>12,101,648</b>
<b><u>SERVICE AREA-DRAINAGE</u></b>						
260200	Area D-2, Walnut Creek	384,442				384,442
<b>TOTAL SERVICE AREA-DRAINAGE</b>		<b>384,442</b>	<b>0</b>	<b>0</b>	<b>0</b>	<b>384,442</b>
<b><u>MISCELLANEOUS DISTRICTS</u></b>						
277100	Discovery Bay West Parking	24,651				24,651
282500	Contra Costa Water Agency	1,917,244				1,917,244
<b>TOTAL MISCELLANEOUS DISTRICTS</b>		<b>1,941,895</b>	<b>0</b>	<b>0</b>	<b>0</b>	<b>1,941,895</b>
<b>TOTAL PUBLIC PROTECTION</b>		<b>211,293,977</b>	<b>867,606</b>	<b>8,023,518</b>	<b>42,042,000</b>	<b>160,360,853</b>

SCHEDULE B  
2019- 2020  
CONTRA COSTA COUNTY  
FUND BALANCE AVAILABLE

		Fund Balance Per Auditor as of 6/30/2019	Encumbrances	Less Obligated Fund Balances Nonspendable, Restricted & Committed	Assigned	Fund Balance Available
Fund						
HEALTH AND SANITATION						
<u>EMERGENCY MEDICAL SERVICES</u>						
240500	Area EM-1, Zone A	321,594				321,594
213500	WCC Hlthcare Dist	86,841,608				86,841,608
240600	Area EM-1, Zone B	4,579,834		6,024		4,573,810
TOTAL EMERGENCY MEDICAL SERVICES		91,743,036	0	6,024	0	91,737,012
TOTAL HEALTH AND SANITATION		91,743,036	0	6,024	0	91,737,012
EDUCATION						
<u>SERVICE AREA-LIBRARY</u>						
270200	Area LIB-2,El Sobrante	59,580	0			59,580
271000	Area LIB-10,Pinole	1,591	0			1,591
271200	Area LIB-12,Moraga	10,575	0			10,575
271300	Area LIB-13,Ygnacio	85,658	0			85,658
TOTAL SERVICE AREA-LIBRARY		157,404	0	0	0	157,404
TOTAL EDUCATION		157,404	0	0	0	157,404
PUBLIC WAYS AND FACILITIES						
<u>SERVICE AREA-LIGHTING</u>						
240100	Area L-100, Countywide	6,073,196				6,073,196
248700	CCC CFD 2010-1 St Lightng	77,017				77,017
TOTAL SERVICE AREA-LIGHTING		6,150,213	0	0	0	6,150,213
<u>SERVICE AREA-MISCELLANEOUS</u>						
247000	Area M-1, Delta Ferry	5,107				5,107
247300	247300 - CSA M-28	759,427				759,427
247500	Area M-29, Dougherty Valley	6,300,959				6,300,959
247600	Area M-31 PH BART	61,221				61,221
248000	CSA T-1 Danville	2,732,076				2,732,076
248500	No Rchmd Mtce CFD 2006-1	172,787				172,787
248600	Bart Trnsit VLG CFD 2008-1	265,721				265,721
248800	Area M-16, Clyde	76,508				76,508
248900	Area M-17, Montalvin Manor	145,966		5,000		140,966
249200	Area M-20, Rodeo	32,212				32,212
249600	Area M-23, Blackhawk	182,964				182,964
249900	Area M-30, Danville	34,387				34,387
TOTAL SERVICE AREA-MISCELLANEOUS		10,769,335	0	5,000	0	10,764,335
<u>SERVICE AREA-ROAD MAINTENANCE</u>						
249400	Area RD-4, Bethel Island	118,874				118,874
TOTAL SERVICE AREA-ROAD MAINTENANCE		118,874	0	0	0	118,874
TOTAL PUBLIC WAYS AND FACILITIES		17,038,422	0	5,000	0	17,033,422

SCHEDULE B  
2019- 2020  
CONTRA COSTA COUNTY  
FUND BALANCE AVAILABLE

		Fund Balance	<u>Less Obligated Fund Balances</u> Nonspendable,			Fund Balance Available
Fund		Per Auditor as of 6/30/2019	Encumbrances	Restricted & Committed	Assigned	
RECREATION/CULTURAL SVCS						
<u>SERVICE AREA-RECREATION</u>						
275100	Service Area R-4 Moraga	2				2
275700	Service Area R-9, El Sobrante	38,652				38,652
275800	Service Area R-7,Zone A Alamo	3,622,047		5,000		3,617,047
276000	Service Area R-10, Rodeo	34,334		3,000		31,334
TOTAL SERVICE AREA-RECREATION		<u>3,695,035</u>	<u>0</u>	<u>8,000</u>	<u>0</u>	<u>3,687,035</u>
TOTAL RECREATION/CULTURAL SVCS		<u>3,695,035</u>	<u>0</u>	<u>8,000</u>	<u>0</u>	<u>3,687,035</u>
TOTAL COUNTY SPECIAL DISTRICTS		323,927,874	867,606	8,042,542	42,042,000	272,975,726

SCHEDULE C  
RECOMMENDED VS. FINAL BUDGET  
FUND BALANCE CHANGES  
APPROPRIATION AND ESTIMATED REVENUE RECOMMENDATIONS  
FOR 2019-2020 FINAL BUDGET

<u>FUND</u>	<u>DISTRICT</u>	2019-2020 RECOMMENDED BUDGET FUND <u>BALANCE</u>	2019-2020 FINAL BUDGET FUND <u>BALANCE</u>	FINAL YEAR-END FUND BALANCE <u>AVAILABLE</u>	FUND BALANCE <u>CHANGE</u>	RECOMMENDED LINE ITEM CHANGES <u>AMOUNT</u>	<u>B/U-ACCT</u>
<b>PUBLIC PROTECTION</b>							
<b><u>FIRE PROTECTION</u></b>							
7300	CCCFPD-Consolidated Fire	0	0	0	0	0	7300-2479
7022	CCCFPD POB Debt Svc Fund	14,175,707	14,175,707	14,080,635	-95,072	(95,072)	7022-3501
7024	CCCFPD POB Stabilization Fund	16,967,422	16,967,422	16,967,422	0	0	7024-1044
7028	Crockett-Carquinez Fire Dist	0	0	592,981	592,981	592,981	7028-2479
7031	CCCFPD-Cap Outlay-Consolidated	34,502	34,502	95,315	60,813	60,813	7031-4795
7033	CCCFPD Developer Fee	0	0	894	894	894	7033-2130
7034	Riverview Fire Developer Fee	0	0	2,486	2,486	2,486	7034-4954
7035	CCCFPD Fire Prevention-Consolidated	0	0	214	214	214	7035-2190
7036	CCCFPD New Devlpmt Pmt Fee FD	592,806	592,806	300,995	-291,811	(291,811)	7036-4953
7038	CCCFPD Pittsburg Special	167,606	167,606	137,423	-30,183	(30,183)	7038-4953
7040	CCCFPD EMS Transport Fund	(5,059,000)	(5,059,000)	24,743,391	29,802,391	29,802,391	7040-2479
<b>TOTAL FIRE PROTECTION</b>		<b>26,879,043</b>	<b>26,879,043</b>	<b>56,921,756</b>	<b>30,042,713</b>	<b>30,042,713</b>	
<b><u>FLOOD CONTROL</u></b>							
7505	Flood Control & Wtr Conserv	10,525,908	10,525,908	8,021,658	(2,504,250)	(2,504,250)	7505-2340
7520	Flood Control Zone #3B	33,264,442	33,264,442	31,546,570	(1,717,872)	(1,717,872)	7520-2340
7521	Flood Control Zone #1	4,470,285	4,470,285	4,689,739	219,454	219,454	7521-2340
7522	Flood Control Zone #2	564	564	564	0	0	7522-5011
7526	Flood Control Zone #6A	17,904	17,904	17,904	0	0	7526-3611
7527	Flood Control Zone #7	210,530	210,530	205,192	(5,338)	(5,338)	7527-2310
7530	Flood Control Zone #8	43,983	43,983	48,246	4,263	4,263	7530-2310
7531	Flood Control Zone #8A	239,099	239,099	295,384	56,285	56,285	7531-2340
7532	Flood Control Zone #9	27,134	27,134	23,599	(3,535)	(3,535)	7532-2340
7534	Flood Control Drainage 37A	8,428	8,428	8,882	454	454	7534-2340
7535	Flood Control Drainage 33A	205,348	205,348	214,559	9,211	9,211	7535-2340
7536	Flood Control Drainage 75A	495,554	495,554	309,700	(185,854)	(185,854)	7536-2310
7537	Flood Control Drainage 128	96,027	96,027	116,799	20,772	20,772	7537-2340
7538	Flood Control Drainage 57	72,124	72,124	68,005	(4,119)	(4,119)	7538-2340
7539	Flood Control Drainage 67	86,692	86,692	71,720	(14,972)	(14,972)	7539-2340
7540	Flood Control Drainage 19A	143,371	143,371	123,865	(19,506)	(19,506)	7540-2340
7541	Flood Control Drainage 33B	7,148	7,148	36,622	29,474	29,474	7541-2340
7542	Flood Control Drainage 76	316,019	316,019	320,630	4,611	4,611	7542-2310
7543	Flood Control Drainage 62	157,862	157,862	180,111	22,249	22,249	7543-2310
7544	Flood Control Drainage 72	35,480	35,480	34,920	(560)	(560)	7544-2310
7545	Flood Control Drainage 78	16,407	16,407	20,700	4,293	4,293	7545-5011
7546	Flood Control Drainage 30B	482,202	482,202	448,148	(34,054)	(34,054)	7546-2340
7547	Flood Control Drainage 44B	381,250	381,250	383,479	2,229	2,229	7547-2310
7548	Flood Control Drainage 29E	32,318	32,318	22,245	(10,073)	(10,073)	7548-2340
7549	Flood Control Drainage 52B	94,853	94,853	96,385	1,532	1,532	7549-2340
7550	Flood Control Drainage 290	25,443	25,443	25,480	37	37	7550-2340
7551	Flood Control Drainage 300	79,466	79,466	78,949	(517)	(517)	7551-2340
7552	Flood Control Drainage 13	4,712,023	4,712,023	4,873,004	160,981	160,981	7552-2310
7553	Flood Control Drainage 52A	477,571	477,571	479,040	1,469	1,469	7553-2340
7554	Flood Control Drainage 10	5,046,868	5,046,868	5,078,163	31,295	31,295	7554-2340
7555	Flood Control Drainage 29C	280,588	280,588	239,009	(41,579)	(41,579)	7555-2340
7556	Flood Control Drainage 29D	288,233	288,233	272,238	(15,995)	(15,995)	7556-2340
7557	Flood Control Drainage 30A	61,201	61,201	58,840	(2,361)	(2,361)	7557-2340

SCHEDULE C  
RECOMMENDED VS. FINAL BUDGET  
FUND BALANCE CHANGES  
APPROPRIATION AND ESTIMATED REVENUE RECOMMENDATIONS  
FOR 2019-2020 FINAL BUDGET

FUND	DISTRICT	2019-2020 RECOMMENDED BUDGET FUND BALANCE	2019-2020 FINAL BUDGET FUND BALANCE	FINAL YEAR-END FUND BALANCE AVAILABLE	FUND BALANCE CHANGE	RECOMMENDED LINE ITEM CHANGES	
						AMOUNT	B/U-ACCT
7558	Flood Control Drainage 30C	2,299,774	2,299,774	2,156,495	(143,279)	(143,279)	7558-2340
7559	Flood Control Drainage 15A	141,709	141,709	149,093	7,384	7,384	7559-2340
7560	Flood Control Drainage 910	257,390	257,390	256,965	(425)	(425)	7560-5011
7561	Flood Control Drainage 33C	2,188	2,188	2,188	0	0	7561-5011
7562	Flood Control Drainage 130	2,768,934	2,768,934	2,656,693	(112,241)	(112,241)	7562-5011
7563	Flood Control Drainage 127	22,540	22,540	25,305	2,765	2,765	7563-5011
7565	Flood Control Drainage 40A	359,847	359,847	360,711	864	864	7565-5011
7566	Flood Control Drainage 56	8,219,227	8,219,227	7,629,132	(590,095)	(590,095)	7566-2340
7567	Flood Control Drainage 73	224,786	224,786	226,660	1,874	1,874	7567-2340
7568	Flood Control Drainage 29G	37,631	37,631	32,731	(4,900)	(4,900)	7568-2340
7569	Flood Control Drainage 29H	402,749	402,749	95,414	(307,335)	(307,335)	7569-2340
7570	Flood Control Drainage 29J	1,851	1,851	851	(1,000)	(1,000)	7570-2310
7571	Flood Control Drainage 52C	1,984,012	1,984,012	2,175,548	191,536	191,536	7571-2310
7572	Flood Control Drainage 48C	644,368	644,368	647,256	2,888	2,888	7572-2340
7573	Flood Control Drainage 48D	5,484	5,484	7,335	1,851	1,851	7573-2340
7574	Flood Control Drainage 48B	989,852	989,852	960,692	(29,160)	(29,160)	7574-2340
7575	Flood Control Drainage 67A	480,016	480,016	498,432	18,416	18,416	7575-2310
7576	Flood Control Drainage 76A	455,838	455,838	367,394	(88,444)	(88,444)	7576-2340
7577	Flood Control Drainage 520	143,405	143,405	170,201	26,796	26,796	7577-2310
7578	Flood Control Drainage 46	1,306,414	1,306,414	1,393,662	87,248	87,248	7578-3611
7579	Flood Control Drainage 55	1,515,159	1,515,159	525,169	(989,990)	(989,990)	7579-2340
7580	Flood Control Drainage 1010	1,471,460	1,471,460	1,354,684	(116,776)	(116,776)	7580-2310
7581	Flood Control Drainage 101A	941,819	941,819	942,680	861	861	7581-2340
7582	Flood Control Drainage 1010A	366,070	366,070	365,271	(799)	(799)	7582-2310
7583	Flood Control Drainage 16	1,507,721	1,507,721	1,476,639	(31,082)	(31,082)	7583-2340
7584	Flood Control Drainage 52D	13,301	13,301	13,289	(12)	(12)	7584-2340
7585	Flood Control Drainage 87	35,968	35,968	38,810	2,842	2,842	7585-2310
7586	Flood Control Drainage 88	22,318	22,318	23,012	694	694	7586-2340
7587	Flood Control Drainage 89	98,432	98,432	98,542	110	110	7587-2310
7588	Flood Control Drainage 22	191,328	191,328	192,263	935	935	7588-2340
7595	Flood Control Drainage 109	6,487	6,487	8,284	1,797	1,797	7595-2340
7597	Flood Control Drainage 47	165,698	165,698	250,886	85,188	85,188	7597-2310
<b>TOTAL FLOOD CONTROL</b>		<b>89,486,101</b>	<b>89,486,101</b>	<b>83,512,636</b>	<b>(5,973,465)</b>	<b>(5,973,465)</b>	
<b><u>STORM DRAINAGE DISTRICTS</u></b>							
7594	Zone #19	1,859	1,859	1,859	0	0	7594-2340
7916	Zone #16	0	0	0	0	0	
<b>TOTAL STORM DRAINAGE DISTRICTS</b>		<b>1,859</b>	<b>1,859</b>	<b>1,859</b>	<b>0</b>	<b>0</b>	
<b><u>STORMWATER UTILITY DISTRICTS</u></b>							
7484	CCC CFD 2007-1 Stormwater	15,175	15,175	24,277	9,102	9,102	7484-2340
7501	Stormwater Util A-1 Ant	144,327	144,327	106,227	(38,100)	(38,100)	7501-2310
7502	Stormwater Util A-2 Clyn	6,323	6,323	7,471	1,148	1,148	7502-2310
7503	Stormwater Util A-3 Conc	42,953	42,953	26,468	(16,485)	(16,485)	7503-2310
7504	Stormwater Util A-4 Danv	16,547	16,547	22,598	6,051	6,051	7504-2310
7507	Stormwater Util A-7 Laf	10,188	10,188	31,910	21,722	21,722	7507-2310
7508	Stormwater Util A-8 Mrtz	13,895	13,895	23,946	10,051	10,051	7508-2310
7509	Stormwater Util A-9 Mrga	9,587	9,587	18,349	8,762	8,762	7509-2310
7510	Stormwater Util A-10 Orin	10,678	10,678	28,033	17,355	17,355	7510-2310

SCHEDULE C  
RECOMMENDED VS. FINAL BUDGET  
FUND BALANCE CHANGES  
APPROPRIATION AND ESTIMATED REVENUE RECOMMENDATIONS  
FOR 2019-2020 FINAL BUDGET

FUND	DISTRICT	2019-2020 RECOMMENDED BUDGET FUND BALANCE	2019-2020 FINAL BUDGET FUND BALANCE	FINAL YEAR-END FUND BALANCE AVAILABLE	FUND BALANCE CHANGE	RECOMMENDED LINE ITEM CHANGES	
						AMOUNT	B/U-ACCT
7511	Stormwater Util A-11 Pinl	7,833	7,833	29,632	21,799	21,799	7511-2310
7512	Stormwater Util A-12 Pitt	27,077	27,077	94,176	67,099	67,099	7512-2310
7513	Stormwater Util A-13 PI H	10,358	10,358	13,557	3,199	3,199	7513-2310
7514	Stormwater Util A-14 S Pb	10,724	10,724	44,353	33,629	33,629	7514-2310
7515	Stormwater Util A-15 S Rm	26,910	26,910	65,877	38,967	38,967	7515-2310
7516	Stormwater Util A-16 W Ck	27,548	27,548	9,495	(18,053)	(18,053)	7516-2310
7517	Stormwater Util A-17 Co	1,697,805	1,697,805	1,271,255	(426,550)	(426,550)	7517-2310
7518	Stormwater Util A-18 Okly	11,958	11,958	33,029	21,071	21,071	7518-2310
7519	Stormwater Util Admin	3,099,393	3,099,393	3,468,397	369,004	369,004	7519-2310
7523	Stormwater Util A-19 Rich	11,188	11,188	87,670	76,482	76,482	7523-3611
7525	Stormwater Util A-5 El C	8,233	8,233	10,602	2,369	2,369	7525-2310
7533	Stormwater Util A-20 Brnt	91,212	91,212	48,686	(42,526)	(42,526)	7533-3611
7596	Stormwater Util A-6 Herc	9,542	9,542	30,609	21,067	21,067	7596-2310
TOTAL STORMWATER UTILITY DISTRICTS		5,309,454	5,309,454	5,496,617	187,163	187,163	
<b><u>SERVICE AREA-POLICE</u></b>							
7603	Area P-6 Zone 502	0	0	8,172	8,172	8,172	7603-3530
7605	Area P-6 Zone 1508	0	0	4,397	4,397	4,397	7605-3530
7606	Area P-6 Zone 1614	0	0	700	700	700	7606-3530
7607	Area P-6 Zone 1804	0	0	1,923	1,923	1,923	7607-3530
7608	Area P-6 Zone 2201	0	0	1,599	1,599	1,599	7608-3530
7609	Area P-6 Zone 501	0	0	3,824	3,824	3,824	7609-3530
7610	Area P-6 Zone 1613	0	0	1,299	1,299	1,299	7610-3530
7611	Area P-6 Zone 2200	0	0	700	700	700	7611-3530
7612	Area P-6 Zone 2502	0	0	1,586	1,586	1,586	7612-3530
7613	Area P-6 Zone 2801	0	0	1,600	1,600	1,600	7613-3530
7614	Area P-6 Zone 1609	0	0	1,175	1,175	1,175	7614-3530
7615	Area P-6 Zone 1610	0	0	700	700	700	7615-3530
7616	Area P-6 Zone 1611	0	0	1,018	1,018	1,018	7616-3530
7617	Area P-6 Zone 1612	0	0	(4,037)	(4,037)	(4,037)	7617-3530
7618	Area P-6 Zone 2501	0	0	2,745	2,745	2,745	7618-3530
7619	Area P-6 Zone 2800	0	0	700	700	700	7619-3530
7620	Area P-6 Zone 1514	0	0	1,714	1,714	1,714	7620-3530
7621	Area P-6 Zone 1101	0	0	700	700	700	7621-3530
7622	Area P-6 Zone 1803	0	0	865	865	865	7622-3530
7623	Area P-6 Zone 1700	0	0	8,760	8,760	8,760	7623-3530
7625	Area P-6 Zone 2903	0	0	2,221	2,221	2,221	7625-3530
7624	Area P-6 Zone 2000	0	0	1,953	1,953	1,953	7624-3530
7626	Area P-6 Zone 1505	0	0	1,523	1,523	1,523	7626-3530
7627	Area P-6 Zone 1506	0	0	865	865	865	7627-3530
7628	Area P-6 Zone 1001	0	0	872	872	872	7628-3530
7629	P-6 Central Admin Base	0	0	10,966,036	10,966,036	10,966,036	7629-2479
7630	Area P-6 Zone 1607	0	0	1,029	1,029	1,029	7630-3530
7631	Area P-6 Zone 1504	0	0	1,029	1,029	1,029	7631-3530
7632	Area P-6 Zone 2702	0	0	2,107	2,107	2,107	7632-3530
7729	Area P-6 Zone 2703	0	0	1,000	1,000	1,000	7729-3530
7633	Area P-6 Zone 1606	0	0	1,553	1,553	1,553	7633-3530
7634	Area P-6 Zone 1605	0	0	1,216	1,216	1,216	7634-3530
7636	Area P-6 Zone 1503	0	0	1,045	1,045	1,045	7636-3530



SCHEDULE C  
RECOMMENDED VS. FINAL BUDGET  
FUND BALANCE CHANGES  
APPROPRIATION AND ESTIMATED REVENUE RECOMMENDATIONS  
FOR 2019-2020 FINAL BUDGET

FUND	DISTRICT	2019-2020 RECOMMENDED BUDGET FUND BALANCE	2019-2020 FINAL BUDGET FUND BALANCE	FINAL YEAR-END FUND BALANCE AVAILABLE	FUND BALANCE CHANGE	RECOMMENDED LINE ITEM CHANGES	
						AMOUNT	B/U-ACCT
7637	Area P-6 Zone 400	0	0	1,159	1,159	1,159	7637-3530
7638	Area P-6 Zone 702	0	0	700	700	700	7638-3530
7639	Area P-6 Zone 1502	0	0	1,159	1,159	1,159	7639-3530
7640	Area P-6 Zone 3100	0	0	1,368	1,368	1,368	7640-3530
7641	Area P-6 Zone 2500	0	0	1,927	1,927	1,927	7641-3530
7642	Area P-6 Zone 701	0	0	878	878	878	7642-3530
7643	Area P-6 Zone 202	0	0	1,368	1,368	1,368	7643-3530
7644	Area P-6 Zone 1501	0	0	1,989	1,989	1,989	7644-3530
7645	Area P-6 Zone 1604	0	0	1,818	1,818	1,818	7645-3530
7646	Area P-6 Zone 1801	0	0	1,646	1,646	1,646	7646-3530
7647	Area P-6 Zone 2901	0	0	878	878	878	7647-3530
7648	Area P-6 Zone 1603	0	0	700	700	700	7648-3530
7649	Area P-6 Zone 1200	0	0	1,233	1,233	1,233	7649-3530
7650	Police SVC- Crockett Cogen	0	0	653,168	653,168	653,168	7650-2160
7652	Police Area 2 Danville	0	0	8,419	8,419	8,419	7652-2310
7653	Area P-2 Zone A, Blackhawk	318,712	318,712	251,115	(67,597)	(67,597)	7653-1011
7654	Area P-6 Zone 2902	0	0	1,808	1,808	1,808	7654-3530
7655	Area P-5, Roundhill Area	88,764	88,764	(7,887)	(96,651)	(96,651)	7655-1011
7656	Service Area PL6	0	0	0	0	0	7656-5011
7657	Area P-2 Zone B, Alamo	73,419	73,419	31,381	(42,038)	(42,038)	7657-1011
7658	Area P-6 Zone 206	0	0	1,618	1,618	1,618	7658-3530
7659	Area P-6 Zone 207	0	0	2,272	2,272	2,272	7659-3530
7661	Area P-6 Zone 200	0	0	1,567	1,567	1,567	7661-3530
7372	Area P-6 Zone 211	0	0	700	700	700	7372-3530
7671	Area P-6 Zone 209	0	0	700	700	700	7671-2479
7673	Area P-6 Zone 1005	0	0	1,000	1,000	1,000	7673-3530
7674	Area P-6 Zone P-7 201	0	0	6,405	6,405	6,405	7674-5016
7675	Area P-6 Zone 2700	0	0	1,704	1,704	1,704	7675-3530
7680	Area P-6 Zone 700	0	0	700	700	700	7680-3530
7681	Area P-6 Zone 1100	0	0	1,262	1,262	1,262	7681-3530
7682	Area P-6 Zone 1600	0	0	1,883	1,883	1,883	7682-3530
7683	Area P-6 Zone 2601	0	0	1,559	1,559	1,559	7683-3530
7684	Area P-6 Zone 500	0	0	4,310	4,310	4,310	7684-3530
7685	Area P-6 Zone 1000	0	0	1,192	1,192	1,192	7685-3530
7687	Area P-6 Zone 2900	0	0	700	700	700	7687-3530
7688	Area P-6 Zone 1006	0	0	2,012	2,012	2,012	7688-3530
7689	Area P-6 Zone 1601	0	0	1,670	1,670	1,670	7689-3530
7690	Area P-6 Zone 2300	0	0	1,670	1,670	1,670	7690-3530
7693	Area P-6 Zone 1602	0	0	2,542	2,542	2,542	7693-3530
7694	Area P-6 Zone 1800	0	0	1,449	1,449	1,449	7694-3530
7695	Area P-6 Zone 2600	0	0	1,261	1,261	1,261	7695-3530
7696	Area P-6 Zone 2701	0	0	1,621	1,621	1,621	7696-3530
7697	Area P-6 Zone 1500	0	0	641	641	641	7697-3530
7699	Area P-6 Zone 3000	0	0	1,920	1,920	1,920	7699-3530
7700	Area P-6 Zone 503	0	0	12,197	12,197	12,197	7700-3530
7701	Area P-6 Zone 3103	0	0	700	700	700	7701-3530
7703	Area P-6 Zone 900	0	0	1,425	1,425	1,425	7703-3530
7704	Area P-6 Zone 1509	0	0	1,861	1,861	1,861	7704-3530

SCHEDULE C  
RECOMMENDED VS. FINAL BUDGET  
FUND BALANCE CHANGES  
APPROPRIATION AND ESTIMATED REVENUE RECOMMENDATIONS  
FOR 2019-2020 FINAL BUDGET

FUND	DISTRICT	2019-2020 RECOMMENDED BUDGET FUND BALANCE	2019-2020 FINAL BUDGET FUND BALANCE	FINAL YEAR-END FUND BALANCE AVAILABLE	FUND BALANCE CHANGE	RECOMMENDED LINE ITEM CHANGES	
						AMOUNT	B/U-ACCT
7705	Area P-6 Zone 3101	0	0	2,296	2,296	2,296	7705-3530
7706	Area P-6 Zone 1615	0	0	1,570	1,570	1,570	7706-3530
7707	Area P-6 Zone 1511	0	0	1,896	1,896	1,896	7707-3530
7708	Area P-6 Zone 1510	0	0	700	700	700	7708-3530
7709	Area P-6 Zone 203	0	0	1,000	1,000	1,000	7709-3530
7714	Area P-6 Zone 1002	0	0	844	844	844	7714-3530
7715	Area P-6 Zone 2602	0	0	1,562	1,562	1,562	7715-3530
7716	Area P-6 Zone 204	0	0	700	700	700	7716-3530
7717	Area P-6 Zone 1003	0	0	2,099	2,099	2,099	7717-3530
7718	Area P-6 Zone 1201	0	0	1,539	1,539	1,539	7718-3530
7719	Area P-6 Zone 2203	0	0	10,207	10,207	10,207	7719-3530
7720	Area P-6 Zone 3001	0	0	1,839	1,839	1,839	7720-3530
7721	Area P-6 Zone 3102	0	0	1,738	1,738	1,738	7721-3530
7722	Area P-6 Zone 3104	0	0	700	700	700	7722-3530
7723	Area P-6 Zone 504	0	0	2,840	2,840	2,840	7723-3530
7724	Area P-6 Zone 2202	0	0	5,638	5,638	5,638	7724-3530
7725	Area P-6 Zone 205	0	0	1,711	1,711	1,711	7725-3530
7726	Area P-6 Zone 301	0	0	3,000	3,000	3,000	7726-3530
7727	Area P-6 Zone 1004	0	0	844	844	844	7727-3530
7728	Area P-6 Zone 2603	0	0	700	700	700	7728-3530
7746	Area P-6 Zone 3002	0	0	2,536	2,536	2,536	7746-3530
7747	Area P-6 Zone 3105	0	0	711	711	711	7747-3530
7748	Area P-6 Zone 3106	0	0	715	715	715	7748-3530
7749	Area P-6 Zone 3107	0	0	962	962	962	7749-3530
7745	Area P-6 Zone 0210	0	0	700	700	700	7745-3530
7734	Area P-6 Zone 1513	0	0	500	500	500	7734-3530
7741	Area P-6 Zone 2604	0	0	1,329	1,329	1,329	7741-3530
7742	Area P-6 Zone 2605	0	0	1,000	1,000	1,000	7742-3530
7743	Area P-6 Zone 3003	0	0	2,084	2,084	2,084	7743-3530
7731	Area P-6 Zone 3108	0	0	700	700	700	7731-3530
7732	Area P-6 Zone 3109	0	0	1,685	1,685	1,685	7732-3530
7733	Area P-6 Zone 3110	0	0	1,014	1,014	1,014	7733-3530
7730	Area P-6 Zone 3112	0	0	700	700	700	7730-3530
7735	Area P-6 Zone 1512	0	0	700	700	700	7735-3530
7736	Area P-6 Zone 1608	0	0	741	741	741	7736-3530
7737	Area P-6 Zone 1616	0	0	1,224	1,224	1,224	7737-3530
7738	Area P-6 Zone 1802	0	0	4,967	4,967	4,967	7738-3530
TOTAL SERVICE AREA-POLICE		480,895	480,895	12,101,648	11,620,753	11,620,753	
<u>SERVICE AREA-DRAINAGE</u>							
7602	Area D-2, Walnut Creek	378,447	378,447	384,442	5,995	5,995	7602-2310
TOTAL SERVICE AREA-DRAINAGE		378,447	378,447	384,442	5,995	5,995	
<u>MISCELLANEOUS DISTRICTS</u>							
7771	Discovery Bay West Parking	24,463	24,463	24,651	188	188	7771-2479
7825	Contra Costa Water Agency	0	0	1,917,244	1,917,244	1,917,244	7825-2479
TOTAL MISCELLANEOUS DISTRICTS		24,463	24,463	1,941,895	1,917,432	1,917,432	
TOTAL PUBLIC PROTECTION		122,560,262	122,560,262	160,360,853	37,800,591	37,800,591	

SCHEDULE C  
RECOMMENDED VS. FINAL BUDGET  
FUND BALANCE CHANGES  
APPROPRIATION AND ESTIMATED REVENUE RECOMMENDATIONS  
FOR 2019-2020 FINAL BUDGET

<u>FUND</u>	<u>DISTRICT</u>	2019-2020 RECOMMENDED BUDGET FUND <u>BALANCE</u>	2019-2020 FINAL BUDGET FUND <u>BALANCE</u>	FINAL YEAR-END FUND BALANCE <u>AVAILABLE</u>	FUND BALANCE <u>CHANGE</u>	RECOMMENDED LINE ITEM CHANGES <u>AMOUNT</u>	<u>B/U-ACCT</u>
<b>HEALTH AND SANITATION</b>							
	<u><b>EMERGENCY MEDICAL SERVICES</b></u>						
7405	Area EM-1, Zone A	0	0	321,594	321,594	321,594	7405-2479
7135	WCC HLTHCARE DIST	0	0	86,841,608	86,841,608	86,841,608	7135-2310
7406	Area EM-1, Zone B	456,778	456,778	4,573,810	4,117,032	4,117,032	7406-2479
	<b>TOTAL EMERGENCY MEDICAL SERVICES</b>	<b>456,778</b>	<b>456,778</b>	<b>91,737,012</b>	<b>91,280,234</b>	<b>91,280,234</b>	
	<u><b>SANITATION DISTRICTS</b></u>						
7365	District #6	0		0	0	0	7365-2479
	<b>TOTAL SANITATION DISTRICTS</b>	<b>0</b>	<b>0</b>	<b>0</b>	<b>0</b>	<b>0</b>	
<b>TOTAL HEALTH AND SANITATION</b>		<b>456,778</b>	<b>456,778</b>	<b>91,737,012</b>	<b>91,280,234</b>	<b>91,280,234</b>	
<b>EDUCATION</b>							
	<u><b>SERVICE AREA-LIBRARY</b></u>						
7702	Area LIB-2,El Sobrante	0	0	59,580	59,580	59,580	7702-3611
7710	Area LIB-10,Pinole	0	0	1,591	1,591	1,591	7710-3611
7712	Area LIB-12,Moraga	0	0	10,575	10,575	10,575	7712-3611
7713	Area LIB-13,Ygnacio	0	0	85,658	85,658	85,658	7713-3611
	<b>TOTAL SERVICE AREA-LIBRARY</b>	<b>0</b>	<b>0</b>	<b>157,404</b>	<b>157,404</b>	<b>157,404</b>	
<b>TOTAL EDUCATION</b>		<b>0</b>	<b>0</b>	<b>157,404</b>	<b>157,404</b>	<b>157,404</b>	
<b>PUBLIC WAYS AND FACILITIES</b>							
	<u><b>SERVICE AREA-LIGHTING</b></u>						
7394	Area L-100, Countywide	5,866,714	5,866,714	6,073,196	206,482	206,482	7394-2479
7487	CCC CFD 2010-1 St Lightng	76,570	76,570	77,017	447	447	7487-5011
	<b>TOTAL SERVICE AREA-LIGHTING</b>	<b>5,943,284</b>	<b>5,943,284</b>	<b>6,150,213</b>	<b>206,929</b>	<b>206,929</b>	
	<u><b>SERVICE AREA-MISCELLANEOUS</b></u>						
7470	Area M-1, Delta Ferry	3,095	3,095	5,107	2,012	2,012	7470-2479
7473	247300 - CSA M-28	764,808	764,808	759,427	(5,381)	(5,381)	7473-2479
7475	Area M-29, Dougherty Valley	5,504,262	5,504,262	6,300,959	796,697	796,697	7475-2479
7476	Area M-31, PH BART	52,139	52,139	61,221	9,082	9,082	7476-2310
7480	CSA T-1 Danville	2,694,559	2,694,559	2,732,076	37,517	37,517	7480-2479
7485	No Rchmd Mtce CFD 2006-1	167,210	167,210	172,787	5,577	5,577	7485-2479
7486	Bart Trnsit VLG CFD 2008-1	274,656	274,656	265,721	(8,935)	(8,935)	7486-2479
7488	Area M-16, Clyde	70,285	70,285	76,508	6,223	6,223	7488-5011
7489	Area M-17, Montalvin Manor	245,111	245,111	140,966	(104,145)	(104,145)	7489-2479
7492	Area M-20, Rodeo	29,698	29,698	32,212	2,514	2,514	7492-2479
7496	Area M-23, Blackhawk	142,035	142,035	182,964	40,929	40,929	7496-3580
7499	Area M-30 Danville	34,545	34,545	34,387	(158)	(158)	7499-2479
	<b>TOTAL SERVICE AREA-MISCELLANEOUS</b>	<b>9,982,403</b>	<b>9,982,403</b>	<b>10,764,335</b>	<b>781,932</b>	<b>781,932</b>	
	<u><b>SERVICE AREA-ROAD MAINTENANCE</b></u>						
7494	Area RD-4, Bethel Island	117,890	117,890	118,874	984	984	7494-2479
	<b>TOTAL SERVICE AREA-ROAD MAINTENANCE</b>	<b>117,890</b>	<b>117,890</b>	<b>118,874</b>	<b>984</b>	<b>984</b>	
<b>TOTAL PUBLIC WAYS AND FACILITIES</b>		<b>16,043,577</b>	<b>16,043,577</b>	<b>17,033,422</b>	<b>989,845</b>	<b>989,845</b>	

SCHEDULE C  
RECOMMENDED VS. FINAL BUDGET  
FUND BALANCE CHANGES  
APPROPRIATION AND ESTIMATED REVENUE RECOMMENDATIONS  
FOR 2019-2020 FINAL BUDGET

FUND	DISTRICT	2019-2020	2019-2020	FINAL			
		RECOMMENDED	FINAL	YEAR-END			
		BUDGET	BUDGET	FUND	FUND	RECOMMENDED	
		FUND	FUND	BALANCE	BALANCE	LINE ITEM CHANGES	
		BALANCE	BALANCE	AVAILABLE	CHANGE	AMOUNT	B/U-ACCT
RECREATION/CULTURAL SVCS							
	SERVICE AREA-RECREATION						
7751	Service Area R-4 Moraga	0	0	2	2	2	7751-3611
7757	Area R-9, El Sobrante	56,850	56,850	38,652	(18,198)	(18,198)	7757-2479
7758	Area R-7,Zone A Alamo	3,365,104	3,365,104	3,617,047	251,943	251,943	7758-4755
7770	Area R-10, Rodeo	46,075	46,075	31,334	(14,741)	(14,741)	7770-2479
7980	Area R-8 Debt Svc, Walnut Creek	0	0	0	0	0	7980-2479
	TOTAL SERVICE AREA-RECREATION	3,468,029	3,468,029	3,687,035	219,006	219,006	
TOTAL RECREATION/CULTURAL SVCS		3,468,029	3,468,029	3,687,035	219,006	219,006	
TOTAL COUNTY SPECIAL DISTRICTS		142,528,646	142,528,646	272,975,726	130,447,080	130,447,080	

# THE BOARD OF SUPERVISORS OF CONTRA COSTA COUNTY, CALIFORNIA

and for Special Districts, Agencies and Authorities Governed by the Board

Adopted this Resolution on 09/17/2019 by the following vote:

AYE: ☒ 5 **John Gioia**  
**Candace Andersen**  
**Diane Burgis**  
**Karen Mitchoff**  
**Federal D. Glover**

NO: ☐

ABSENT: ☐

ABSTAIN: ☐

RECUSE: ☐



## Resolution No. 2019/536

**In The Matter Of:** Adopting the FY 2019/20 Adopted Budget as finally determined and Closing-out the FY 2018/19 Budget.

The Contra Costa County Board of Supervisors acting in its capacity as the Governing Board of the County of Contra Costa and all districts of which it is the ex-officio governing Board **RESOLVES THAT:**

The Board ADOPT final materials including:

1. Final changes to close out the 2018/2019 County Budget, including changes to revenues, appropriations, and obligated fund balances; and AUTHORIZE the Auditor-Controller to make the necessary changes in the financial accounting system, as reflected in Attachment A;
2. Final changes in the 2019/2020 County Budget, including designations and changes to appropriations, revenues, and obligated fund balances; and AUTHORIZE the County Administrator and Auditor-Controller to make technical adjustments to the budgets pursuant to Attachment B (County - Schedule A, B, and C);
3. Final changes to close out the 2018/2019 Special Districts Budget, including changes to revenues, appropriations, and obligated fund balances; and AUTHORIZE the Auditor-Controller to make the necessary changes in the financial accounting system, as reflected in Attachment C; and
4. Final changes in the 2019/2020 Special Districts Budget, including designations and changes to appropriations, revenues, and obligated fund balances; and AUTHORIZE the County Administrator and Auditor-Controller to make technical adjustments to the budgets pursuant to Attachment D (Special Districts - Schedule A, B, and C);

I hereby certify that this is a true and correct copy of an action taken and entered on the minutes of the Board of Supervisors on the date shown.

Contact: Lisa Driscoll, County Finance Director (925) 335-1023

**ATTESTED: September 17, 2019**

David J. Twa, County Administrator and Clerk of the Board of Supervisors

*Jami Napier*  
By: Jami Napier, Deputy



cc: Robert Campbell, Auditor-Controller



**Contra  
Costa  
County**

To: Board of Supervisors  
From: Brian M. Balbas, Public Works Director/Chief Engineer  
Date: September 17, 2019

Subject: APPROVE and AUTHORIZE the Final Composite and Form B for the Bay Point Utility Undergrounding Project.

---

**RECOMMENDATION(S):**

APPROVE and AUTHORIZE the Public Works Director, or designee, to sign the authorization letter which identifies Contra Costa County's responsibility for including streetlights in the Utility Undergrounding Project, Bay Point area.

**FISCAL IMPACT:**

The cost for this project will be funded by 70% Navy Mitigation Fund and 30% Local Road Fund.

**BACKGROUND:**

In 2013, the Board of Supervisors established Utility Underground District #31 in Bay Point. Since that time, one of the largest utility undergrounding efforts in recent times has moved forward through design and planning efforts with PG&E, Comcast, AT&T and Contra Costa County. The project is slated to begin work on September 4, 2019.

This public improvement for Bay Point will result in the removal of power poles and overhead cables leading to positive visual impact for the core of the Bay Point community. The funding for this project is largely through the Rule 20A program which the California Public Utilities Commission established where each local agency receives work credits through PG&E to gradually fund the conversion of overhead utilities to underground trenches. The portion

---

☒ APPROVE
 ☐ OTHER  
☒ RECOMMENDATION OF CNTY ADMINISTRATOR
 ☐ RECOMMENDATION OF BOARD COMMITTEE

---

Action of Board On: **09/17/2019** ☒ APPROVED AS RECOMMENDED ☐ OTHER

Clerks Notes:

**VOTE OF SUPERVISORS**

AYE: John Gioia, District I Supervisor  
 Candace Andersen, District II Supervisor  
 Diane Burgis, District III Supervisor  
 Karen Mitchoff, District IV Supervisor  
 Federal D. Glover, District V Supervisor

I hereby certify that this is a true and correct copy of an action taken and entered on the minutes of the Board of Supervisors on the date shown.

ATTESTED: September 17, 2019

David J. Twa, County Administrator and Clerk of the Board of Supervisors

By: Stacey M. Boyd, Deputy

Contact: Mary Halle, 925.  
313-2327

cc:

BACKGROUND: (CONT'D)

of the project cost related to conversion of streetlights to receive underground power is estimated to be \$326,000 pending unforeseen change orders through construction.

CONSEQUENCE OF NEGATIVE ACTION:

If the letter approval is not provided by Contra Costa County, PG&E will not include the installation of cables to power streetlights in the underground trench, resulting in streetlights without power.



**Contra  
Costa  
County**

To: Board of Supervisors

From: Brian M. Balbas, Public Works Director/Chief Engineer

Date: September 17, 2019

Subject: Accepting completion of warranty period for the Subdivision Agreement for subdivision SD14-09297, San Ramon (Dougherty Valley) area.

**RECOMMENDATION(S):**

ADOPT Resolution No. 2019/552 accepting completion of the warranty period for the Subdivision Agreement, and release of cash deposit for faithful performance, subdivision SD14-09297, for a project developed by Shapell Homes, a Division of Shapell Industries, Inc., a Delaware Corporation, as recommended by the Public Works Director, San Ramon (Dougherty Valley) area. (District II)

**FISCAL IMPACT:**

100% Developer Fees.

**BACKGROUND:**

The improvements have met the guaranteed performance standards for the warranty period following completion and acceptance of the improvements.

☒ APPROVE

☐ OTHER

☒ RECOMMENDATION OF CNTY ADMINISTRATOR ☐ RECOMMENDATION OF BOARD COMMITTEE

Action of Board On: **09/17/2019** ☒ APPROVED AS RECOMMENDED ☐ OTHER

Clerks Notes:

**VOTE OF SUPERVISORS**

AYE: John Gioia, District I Supervisor  
Candace Andersen, District II Supervisor  
Diane Burgis, District III Supervisor  
Karen Mitchoff, District IV Supervisor  
Federal D. Glover, District V Supervisor

I hereby certify that this is a true and correct copy of an action taken and entered on the minutes of the Board of Supervisors on the date shown.

ATTESTED: September 17, 2019

David J. Twa, County Administrator and Clerk of the Board of Supervisors

Contact: Randolph Sanders  
(925)313-2111

By: Stacey M. Boyd, Deputy



CONSEQUENCE OF NEGATIVE ACTION:

The developer will not receive a refund of the cash deposit, the Subdivision Agreement and performance surety bond will not be exonerated, and the billing account will not be liquidated and closed.

AGENDA ATTACHMENTS

Resolution No. 2019/552

MINUTES ATTACHMENTS

Signed: Resolution No. 2019/552

**THE BOARD OF SUPERVISORS OF CONTRA COSTA COUNTY, CALIFORNIA**  
**and for Special Districts, Agencies and Authorities Governed by the Board**

Adopted this Resolution on 09/17/2019 by the following vote:

**John Gioia**  
**Candace Andersen**  
**AYE:**     ☒ **Diane Burgis**  
                 ☒ **Karen Mitchoff**  
                 ☒ **Federal D. Glover**

**NO:**     ☐

**ABSENT:** ☐

**ABSTAIN:** ☐

**RECUSE:** ☐



**Resolution No. 2019/552**

IN THE MATTER OF accepting completion of warranty period for the Subdivision Agreement, and release of cash deposit for faithful performance, subdivision SD14-09297, for a project developed by Shapell Homes, a Division of Shapell Industries, Inc., a Delaware Corporation, as recommended by the Public Works Director, San Ramon (Dougherty Valley) area. (District II)

WHEREAS, on September 12, 2017, this Board resolved that the improvements in subdivision SD14-09297 were completed as provided in the Subdivision Agreement with Shapell Homes, a Division of Shapell Industries, Inc., a Delaware Corporation, and now on the recommendation of the Public Works Director. The Board hereby FINDS that the improvements have satisfactorily met the guaranteed performance standards for the period following completion and acceptance.

NOW, THEREFORE, BE IT RESOLVED that the Public Works Director is AUTHORIZED to:

REFUND the \$17,000 cash deposit (Auditor's Deposit Permit No. 702745, dated January 14, 2016) plus interest to Shapell Homes, a Division of Shapell Industries, Inc., a Delaware Corporation, in accordance with Government Code Section 53079, if appropriate, Ordinance Code Section 94-4.406, and the subdivision agreement.

BE IT FURTHER RESOLVED that upon completion of the warranty and maintenance period, the San Ramon City Council shall accept the civil improvements for maintenance in accordance with the Dougherty Valley Memorandum of Understanding.

BE IT FURTHER RESOLVED that the warranty period has been completed and the Subdivision Agreement and surety bond, Bond No. 1013945, dated February 9, 2016, issued by The Hanover Insurance Company, are EXONERATED.

I hereby certify that this is a true and correct copy of an action taken and entered on the minutes of the Board of Supervisors on the date shown.

**Contact: Randolph Sanders (925)313-2111**

**ATTESTED: September 17, 2019**

David J. Twa, County Administrator and Clerk of the Board of Supervisors

By: Stacey M. Boyd, Deputy

**cc:** Jocelyn LaRocque- Engineering Services, Randolph Sanders- Engineering Services, Joshua Laranang- Engineering Services, Chris Hallford -Mapping , Trixie Gothro - Design & Construction, Ruben Hernandez - DCD, Chris Low - City of San Ramon, Michael Mann- Finance, Shapell Industries, Inc., a Delaware Corp., The Hanover Insurance Company

**THE BOARD OF SUPERVISORS OF CONTRA COSTA COUNTY, CALIFORNIA**  
**and for Special Districts, Agencies and Authorities Governed by the Board**

Adopted this Resolution on 09/17/2019 by the following vote:

	<b>John Gioia</b>
	<b>Candace Andersen</b>
<b>AYE:</b>	<input type="checkbox"/> <b>5</b> <b>Diane Burgis</b>
	<b>Karen Mitchoff</b>
	<b>Federal D. Glover</b>
<b>NO:</b>	<input type="checkbox"/>
<b>ABSENT:</b>	<input type="checkbox"/>
<b>ABSTAIN:</b>	<input type="checkbox"/>
<b>RECUSE:</b>	<input type="checkbox"/>



**Resolution No. 2019/552**

IN THE MATTER OF accepting completion of warranty period for the Subdivision Agreement, and release of cash deposit for faithful performance, subdivision SD14-09297, for a project developed by Shapell Homes, a Division of Shapell Industries, Inc., a Delaware Corporation, as recommended by the Public Works Director, San Ramon (Dougherty Valley) area. (District II)

WHEREAS, on September 12, 2017, this Board resolved that the improvements in subdivision SD14-09297 were completed as provided in the Subdivision Agreement with Shapell Homes, a Division of Shapell Industries, Inc., a Delaware Corporation, and now on the recommendation of the Public Works Director. The Board hereby FINDS that the improvements have satisfactorily met the guaranteed performance standards for the period following completion and acceptance.

NOW, THEREFORE, BE IT RESOLVED that the Public Works Director is AUTHORIZED to:

REFUND the \$17,000 cash deposit (Auditor's Deposit Permit No. 702745, dated January 14, 2016) plus interest to Shapell Homes, a Division of Shapell Industries, Inc., a Delaware Corporation, in accordance with Government Code Section 53079, if appropriate, Ordinance Code Section 94-4.406, and the subdivision agreement.

BE IT FURTHER RESOLVED that upon completion of the warranty and maintenance period, the San Ramon City Council shall accept the civil improvements for maintenance in accordance with the Dougherty Valley Memorandum of Understanding.

BE IT FURTHER RESOLVED that the warranty period has been completed and the Subdivision Agreement and surety bond, Bond No. 1013945, dated February 9, 2016, issued by The Hanover Insurance Company, are EXONERATED.

I hereby certify that this is a true and correct copy of an action taken and entered on the minutes of the Board of Supervisors on the date shown.

**Contact: Randolph Sanders (925)313-2111**

**ATTESTED: September 17, 2019**

David J. Twa, County Administrator and Clerk of the Board of Supervisors

By: *Stacey M. Boyd*  
 Stacey M. Boyd, Deputy

**cc:** Jocelyn LaRocque- Engineering Services, Randolph Sanders- Engineering Services, Joshua Laranang- Engineering Services, Chris Hallford -Mapping, Trixie Gothro - Design & Construction, Ruben Hernandez - DCD, Chris Low - City of San Ramon, Michael Mann- Finance, Shapell Industries, Inc., a Delaware Corp., The Hanover Insurance Company



Contra  
Costa  
County

To: Board of Supervisors  
From: Brian M. Balbas, Public Works Director/Chief Engineer  
Date: September 17, 2019

Subject: Accepting Offers of Dedication for Roadway Purposes for development plan DP18-03008, Tassajara area.

---

**RECOMMENDATION(S):**

ADOPT Resolution No. 2019/554 accepting Offers of Dedication for Roadway Purposes for development plan DP18-03008, for a project being developed by Jeff and Angie Pedersen, as recommended by the Public Works Director, Tassajara area. (District III)

**FISCAL IMPACT:**

No Fiscal Impact.

**BACKGROUND:**

The Offers of Dedication for Roadway Purposes for Carneal Road and Manning Road are required per Condition of Approval No. 30 & 31.

---

☒ APPROVE

☐ OTHER

☒ RECOMMENDATION OF CNTY ADMINISTRATOR

☐ RECOMMENDATION OF BOARD COMMITTEE

---

Action of Board On: **09/17/2019** ☒ APPROVED AS RECOMMENDED ☐ OTHER

Clerks Notes:

**VOTE OF SUPERVISORS**

AYE: John Gioia, District I Supervisor  
Candace Andersen, District II Supervisor  
Diane Burgis, District III Supervisor  
Karen Mitchoff, District IV Supervisor  
Federal D. Glover, District V Supervisor

I hereby certify that this is a true and correct copy of an action taken and entered on the minutes of the Board of Supervisors on the date shown.

ATTESTED: September 17, 2019

David J. Twa, County Administrator and Clerk of the Board of Supervisors

By: Stacey M. Boyd, Deputy

Contact: Randolph Sanders  
(925)313-2111

CONSEQUENCE OF NEGATIVE ACTION:

The Offers of Dedication for Roadway Purposes will not be recorded.

AGENDA ATTACHMENTS

Resolution No. 2019/554

Offer of Dedication for Road Purposes-Carneal Road

Offer of Dedication for Roadway Purposes -Manning Road

MINUTES ATTACHMENTS

Signed: Resolution No. 2019/554

Recorded at the request of: Clerk of the Board

Return To: Public Works Dept- Simone Saleh

**THE BOARD OF SUPERVISORS OF CONTRA COSTA COUNTY, CALIFORNIA**  
and for Special Districts, Agencies and Authorities Governed by the Board

**Adopted this Resolution on 09/17/2019 by the following vote:**

**AYE:** John Gioia, District I Supervisor Candace Andersen, District II Supervisor Diane Burgis, District III Supervisor Karen Mitchoff, District IV Supervisor Federal D. Glover, District V Supervisor

**NO:** ☐

**ABSENT:** ☐

**ABSTAIN:** ☐

**RECUSE:** ☐

---

Resolution No. 2019/554

IN THE MATTER OF accepting Offers of Dedication for Roadway Purposes for development plan DP18-03008, for a project being developed by Jeff and Angie Pedersen, as recommended by the Public Works Director, Tassajara area. (District III)

NOW, THEREFORE, BE IT RESOLVED that the following instrument is hereby ACCEPTED FOR RECORDING ONLY:

INSTRUMENT: Offers of Dedication for Roadway Purposes REFERENCE: APN: 006-190-010; DP18-03008

GRANTOR: Jeff and Angie Pedersen 2014 Family Trust, dated December 18, 2014

AREA: Tassajara

DISTRICT: III

**Contact: Randolph Sanders (925)313-2111**

I hereby certify that this is a true and correct copy of an action taken and entered on the minutes of the Board of Supervisors on the date shown.

**ATTESTED: September 17, 2019**

David J. Twa, County Administrator and Clerk of the Board of Supervisors

By: Stacey M. Boyd, Deputy

**cc:** Jocelyn LaRocque- Engineering Services, Randolph Sanders- Engineering Services, Joshua Laranang- Engineering Services, Renee Hutchins - Records, Renee Hutchins - Records, Karen Piona- Record, Jeff and Angie Pedersen, Susan Johnson- DCD

**Recorded at the request of:**

Contra Costa County  
Board of Supervisors

**Return to:**

Public Works Department  
Engineering Services Division  
Records Section

**Area:** Tassajara

**Road:** Carneal Road

**Co. Road No.:** 6803

**Development No.:** DP18-3008

**APN:** 006-190-010

**OFFER OF DEDICATION - ROAD PURPOSES**

Jeff Pedersen and Angie Pedersen, Trustees of the Jeff and Angie Pedersen 2014 Family Trust, dated December 18, 2014, the undersigned, being the present title owner of record of the herein described parcel of land, do hereby make an irrevocable offer of dedication to **Contra Costa County**, a political subdivision of the State of California and its successors or assigns, for street, highway landscaping and other public purposes, including maintenance thereof, the fee title to real property situated in the County of Contra Costa, State of California, as described in Exhibit "A" (written description) attached hereto.

It is understood and agreed that **Contra Costa County** and its successors or assigns shall incur no liability with respect to such offer of dedication, and shall not assume any responsibility for the offered parcel of land or any improvements thereon or therein, until such offer has been accepted by appropriate action of the Board of Supervisors, or of the local governing bodies of its successors or assigns.

The provisions hereof shall inure to the benefit of **Contra Costa County** and its successors or assigns and will be binding upon the title owner of record and that owner's heirs, successors or assigns.

The undersigned executed this instrument on July 23, 2019  
(Date)

Jeff Pedersen and Angie Pedersen,  
Trustees of the Jeff and Angie  
Pedersen 2014 Family Trust, dated  
December 18, 2014  
(Name of owner as shown in title report)

(Signature)  
(Print Name & Title)

Jeff Pedersen, Trustee

(Signature)  
(Print Name & Title)

Angie Pedersen

Angie Pedersen, Trustee

(See attached notary)

## ACKNOWLEDGMENT

A notary public or other officer completing this certificate verifies only the identity of the individual who signed the document to which this certificate is attached, and not the truthfulness, accuracy, or validity of that document.

State of California  
County of Alameda

On JULY 23, 2019 before me, Dawn Hill, notary public  
(insert name and title of the officer)

personally appeared Jeff Pedersen and Angie Pedersen,  
who proved to me on the basis of satisfactory evidence to be the person(s) whose name(s) is/are  
subscribed to the within instrument and acknowledged to me that he/she/they executed the same in  
his/her/their authorized capacity(ies), and that by his/her/their signature(s) on the instrument the  
person(s), or the entity upon behalf of which the person(s) acted, executed the instrument.

I certify under PENALTY OF PERJURY under the laws of the State of California that the foregoing  
paragraph is true and correct.

WITNESS my hand and official seal.

Signature Dawn Hill (Seal)






EXHIBIT "A"

All that real property situated in the County of Contra Costa, State of California, described as follows:

The westerly 10.00 feet of that land described in the deed from Reinstein Properties, L.P. to Jeff Pedersen and Angie Pedersen, Trustees of the Jeff and Angie Pedersen 2014 Family Trust, dated December 18, 2014, recorded and on file at the County Recorder's Office as follows:

**Date:** July 11, 2016

**Recorder's Series #:** 2016-9013626100002

Said land lying adjacent and contiguous to the County road right of way of Carneal Road, the 10.00 foot width being measured perpendicular to the existing road right of way and extending or shortening as necessary to terminate at the north and south property lines of the deeded land.

**Recorded at the request of:**

Contra Costa County  
Board of Supervisors

**Return to:**

Public Works Department  
Engineering Services Division  
Records Section

**Area:** Tassajara

**Road:** Manning Road

**Co. Road No.:** 6913

**Development No.:** DP18-3008

**APN:** 006-190-010

**OFFER OF DEDICATION - ROAD PURPOSES**

Jeff Pedersen and Angie Pedersen, Trustees of the Jeff and Angie Pedersen 2014 Family Trust, dated December 18, 2014, the undersigned, being the present title owner of record of the herein described parcel of land, do hereby make an irrevocable offer of dedication to **Contra Costa County**, a political subdivision of the State of California and its successors or assigns, for street, highway landscaping and other public purposes, including maintenance thereof, the fee title to real property situated in the County of Contra Costa, State of California, as described in Exhibit "A" (written description) attached hereto.

It is understood and agreed that **Contra Costa County** and its successors or assigns shall incur no liability with respect to such offer of dedication, and shall not assume any responsibility for the offered parcel of land or any improvements thereon or therein, until such offer has been accepted by appropriate action of the Board of Supervisors, or of the local governing bodies of its successors or assigns.

The provisions hereof shall inure to the benefit of **Contra Costa County** and its successors or assigns and will be binding upon the title owner of record and that owner's heirs, successors or assigns.

The undersigned executed this instrument on July 23, 2019  
(Date)

Jeff Pedersen and Angie Pedersen,  
Trustees of the Jeff and Angie  
Pedersen 2014 Family Trust, dated  
December 18, 2014

(Name of owner as shown in title report)

(Signature)  
(Print Name & Title)

Jeff

Jeff Pedersen, Trustee

(Signature)  
(Print Name & Title)

Angie Pedersen

Angie Pedersen, Trustee

(See attached notary)

## ACKNOWLEDGMENT

A notary public or other officer completing this certificate verifies only the identity of the individual who signed the document to which this certificate is attached, and not the truthfulness, accuracy, or validity of that document.

State of California  
County of Alameda

On JULY 23, 2019 before me, Dawn Hill, notary public  
(insert name and title of the officer)

personally appeared Jeff Pedersen and Angie Pedersen,  
who proved to me on the basis of satisfactory evidence to be the person(s) whose name(s) is/are  
subscribed to the within instrument and acknowledged to me that he/she/they executed the same in  
his/her/their authorized capacity(ies), and that by his/her/their signature(s) on the instrument the  
person(s), or the entity upon behalf of which the person(s) acted, executed the instrument.

I certify under PENALTY OF PERJURY under the laws of the State of California that the foregoing  
paragraph is true and correct.

WITNESS my hand and official seal.

Signature  (Seal)




EXHIBIT "A"

All that real property situated in the County of Contra Costa, State of California, described as follows:

The southerly 5.00 feet of that land described in the deed from Reinstein Properties, L.P. to Jeff Pedersen and Angie Pedersen, Trustees of the Jeff and Angie Pedersen 2014 Family Trust, dated December 18, 2014, recorded and on file at the County Recorder's Office as follows:

**Date:** July 11, 2016

**Recorder's Series #:** 2016-9013626100002

Said land lying adjacent and contiguous to the County road right of way of Manning Road, the 5.00 foot width being measured perpendicular to the existing road right of way and extending or shortening as necessary to terminate at the east and west property lines of the deeded land.

Recorded at the request of: Clerk of the Board

Return To: Public Works Dept- Simone Saleh

**THE BOARD OF SUPERVISORS OF CONTRA COSTA COUNTY, CALIFORNIA  
and for Special Districts, Agencies and Authorities Governed by the Board**

**Adopted this Resolution on 09/17/2019 by the following vote:**

**AYE:** John Gioia, District I Supervisor Candace Andersen, District II Supervisor Diane Burgis, District III Supervisor Karen Mitchoff, District IV Supervisor Federal D. Glover, District V Supervisor

**NO:**



**ABSENT:**



**ABSTAIN:**



**RECUSE:**



Resolution No. 2019/554

IN THE MATTER OF accepting Offers of Dedication for Roadway Purposes for development plan DP18-03008, for a project being developed by Jeff and Angie Pedersen, as recommended by the Public Works Director, Tassajara area. (District III)

NOW, THEREFORE, BE IT RESOLVED that the following instrument is hereby ACCEPTED FOR RECORDING ONLY:

INSTRUMENT: Offers of Dedication for Roadway Purposes REFERENCE: APN: 006-190-010; DP18-03008

GRANTOR: Jeff and Angie Pedersen 2014 Family Trust, dated December 18, 2014

AREA: Tassajara

DISTRICT: III

Contact: Randolph Sanders (925)313-2111

I hereby certify that this is a true and correct copy of an action taken and entered on the minutes of the Board of Supervisors on the date shown.

ATTESTED: September 17, 2019

David J. Twa, County Administrator and Clerk of the Board of Supervisors

By: Stacey M. Boyd, Deputy

cc: Jocelyn LaRocque- Engineering Services, Randolph Sanders- Engineering Services, Joshua Laranang- Engineering Services, Renee Hutchins - Records, Renee Hutchins - Records, Karen Piona- Record, Jeff and Angie Pedersen, Susan Johnson- DCD



**Contra  
Costa  
County**

To: Board of Supervisors  
From: Brian M. Balbas, Public Works Director/Chief Engineer  
Date: September 17, 2019

Subject: Approve the Agreement for Improvement Warranty for road acceptance RA06-01227 (cross reference SD16-09299), San Ramon (Dougherty Valley) area.

**RECOMMENDATION(S):**

ADOPT Resolution No. 2019/556 approving the Agreement for Improvement Warranty for road acceptance RA06-01227 (cross reference SD16-09299), for a project developed by Shapell Industries, Inc., a Delaware Corporation, as recommended by the Public Works Director, San Ramon (Dougherty Valley) area. (District II)

**FISCAL IMPACT:**

No Fiscal Impact.

**BACKGROUND:**

The improvement warranty agreement will guarantee the completed pedestrian bridge improvements for road acceptance RA06-01227 (cross reference SD16-09299) will be free of defects for one-year warranty period.

**CONSEQUENCE OF NEGATIVE ACTION:**

The Agreement for Improvement Warranty will not be approved.

☒ APPROVE

☐ OTHER

☒ RECOMMENDATION OF CNTY ADMINISTRATOR ☐ RECOMMENDATION OF BOARD COMMITTEE

Action of Board On: **09/17/2019** ☒ APPROVED AS RECOMMENDED ☐ OTHER

Clerks Notes:

**VOTE OF SUPERVISORS**

AYE: John Gioia, District I Supervisor  
Candace Andersen, District II Supervisor  
Diane Burgis, District III Supervisor  
Karen Mitchoff, District IV Supervisor  
Federal D. Glover, District V Supervisor

I hereby certify that this is a true and correct copy of an action taken and entered on the minutes of the Board of Supervisors on the date shown.

ATTESTED: September 17, 2019

David J. Twa, County Administrator and Clerk of the Board of Supervisors

Contact: Randolph Sanders  
(925)313-2111

By: Stacey M. Boyd, Deputy



AGENDA ATTACHMENTS

Resolution No. 2019/556

Agreement For Improvement Warranty

Improvement Security Bond For Subdivision  
Agreement

MINUTES ATTACHMENTS

Signed: Resolution No. 2019/556



**THE BOARD OF SUPERVISORS OF CONTRA COSTA COUNTY, CALIFORNIA**  
**and for Special Districts, Agencies and Authorities Governed by the Board**

Adopted this Resolution on 09/17/2019 by the following vote:

		<b>John Gioia</b>
		<b>Candace Andersen</b>
<b>AYE:</b>	<input checked="checked" type="checkbox"/>	<b>Diane Burgis</b>
		<b>Karen Mitchoff</b>
		<b>Federal D. Glover</b>
<b>NO:</b>	<input type="checkbox"/>	
<b>ABSENT:</b>	<input type="checkbox"/>	
<b>ABSTAIN:</b>	<input type="checkbox"/>	
<b>RECUSE:</b>	<input type="checkbox"/>	



**Resolution No. 2019/556**

IN THE MATTER OF approving the Agreement for Improvement Warranty for road acceptance RA06-01227 (cross reference SD16-09299), for a project developed by Shapell Industries, Inc., a Delaware Corporation, as recommended by the Public Works Director, San Ramon (Dougherty Valley) area. (District II)

WHEREAS, the following document was presented for Board approval, this date:

An Agreement for Improvement Warranty with Shapell Industries, Inc., a Delaware Corporation, principal, whereby said principal agrees to warrant all improvements as required in said Improvement Warranty Agreement for one year from the date of said agreement or until released by this Board.

Said document was accompanied by the following:

Security to guarantee the road and drainage improvements, as required by Title 9 of the County Ordinance Code, as follows:

- a. Cash deposit (Auditor's Deposit Permit No. 792933, dated August 29, 2019) in the amount of \$16,300.00, made by Shapell Industries, Inc., a Delaware Corporation.
- b. Additional security in the form of a corporate surety bond dated August 22, 2019, and issued by Western Surety Company (Bond No. 30081692) with Shapell Industries, Inc., a Delaware Corporation, as principal, in the amount of \$244,500.00 for faithful performance and \$0.00 for labor and materials.

All deposit permits are on file with the Public Works Department.

NOW, THEREFORE, BE IT RESOLVED that said Agreement for Improvement Warranty is APPROVED.

I hereby certify that this is a true and correct copy of an action taken and entered on the minutes of the Board of Supervisors on the date shown.

**Contact: Randolph Sanders (925)313-2111**

**ATTESTED: September 17, 2019**

David J. Twa, County Administrator and Clerk of the Board of Supervisors

By: Stacey M. Boyd, Deputy

**cc:** Jocelyn LaRocque- Engineering Services, Randolph Sanders- Engineering Services, Trixie Gothro - Design & Construction, Joshua Laranang- Engineering Services, Chris Hallford -Mapping, Michael Mann- Finance, Renee Hutchins - Records, Chris Lau - Maintenance, Karen Piona- Record, Shapell Industries, Inc., a Delaware Corp., Chris Low - City of San Ramon, Ruben Hernandez - DCD, T-07/17/2020

**AGREEMENT  
FOR  
IMPROVEMENT WARRANTY**  
(After Construction is Complete)  
(Government Code § 66462 and § 66463)

(S1) **Development:** RA06-01227 (x-ref SD16-9299)

(S1) **Effective Date:** \_\_\_\_\_

(S1) **Developer:** Shapell Industries Inc., a Delaware Corp.

(S3) **Warranty Period:** 1 year

Deposits:

A. (cash) \$ 16,300.00

B. (bonds, etc.)

1. (faithful performance & maintenance) \$ 244,500.00

2. (payment) \$ 0.00

1. PARTIES & DATE. Effective on the above date, the County of Contra Costa, California, hereinafter called "County," and the above-named Developer, mutually promise and agree as follows concerning this development:

2. IMPROVEMENT WARRANTY. Developer warrants that the road and street improvements, tract drainage, street signs, and all other public improvements were constructed, installed and completed in this development in a manner equal or superior to the requirements of the county Ordinance Code, Title 9.

3. GUARANTEE & MAINTENANCE. Developer guarantees that the aforesaid development improvements are and will be free from defects and will perform satisfactorily in accordance with County Ordinance Code; and he shall maintain the improvements for one-year after the date of this agreement against any defective workmanship or materials or any unsatisfactory performance.

4. IMPROVEMENT SECURITY: DEPOSIT & BONDS. Upon executing this agreement, Developer shall deposit as security with the County:

A. Cash: \$1,000 cash or 1% of the estimated cost of the improvements, whichever is more; together with

B. Bond, etc.: (1 Faithful performance) additional security totaling 15% of the cost of the estimated improvements less the cash deposit in the form of a cash deposit, acceptable instrument of credit, or an acceptable corporate surety bond, guaranteeing his faithful performance of this agreement and maintenance of the work for one-year after the date of this agreement against any defective workmanship or materials or any unsatisfactory performance; plus (2 payment for labor and materials) another such additional security in at least the above –specified amount, which is 50% of the estimated cost of the aforementioned improvements, securing payment to the contractor, to his subcontractors, and to persons renting equipment or furnishing labor or materials to them or to the Developer. Said payment bond to become null and void six months after the completion of improvements.

5. NO WAIVER BY COUNTY. Inspection of the improvements and/or materials, or approval of improvements and/or materials inspected, or statement by any officer, agent or employee of the County indicating that the improvements or any part thereof comply with the requirements of this agreement, or acceptance of the whole or any part of said improvements and/or materials, or payments therefor, or any combination or all of these acts, shall not relieve the Developer of his obligation to fulfill this agreement as prescribed; nor shall the County be thereby be stopped from bringing any action for damages arising from the failure to comply with any of the terms and conditions hereof.

6. INDEMNITY. Developer shall hold harmless and indemnify the indemnities from the liabilities as defined in this section:

A. The indemnities benefited and protected by this promise are the County, and its special districts, elective and appointive boards, commissions, officers, agents, and employees;

B. The liabilities protected against are any liability or claim for damage of any kind allegedly suffered, incurred or threatened because of actions defined below, and including personal injury, death, property damage, inverse condemnation, or any combination of these, and regardless of whether or not such liability, claim or damage was unforeseeable at any time before the County accepted the improvements as completed, and including the defense of any suit(s), actions(s), or other proceedings(s) concerning these;

C. The actions causing liability are any act or omission (negligent or non-negligent) in connection with the matters covered by this agreement and attributable to the Developer, contractor, subcontractor, or any officer, agent, or employee of one or more of them;

D. Non-conditions: The promise and agreement in this section are not conditioned or dependent on whether or not any Indemnity has prepared, supplied, or approved any plan(s) or specifications(s) in connection with the improvements or development, or has insurance or other indemnification covering any of these matters.

7. COSTS. Developer shall pay or have paid when due all the costs of the work, including inspection thereof and relocating existing utilities required thereby.

8. NONPERFORMANCE AND COSTS. If Developer fails to maintain the work and improvements during the time specified in this agreement, County pay proceed to maintain them by contract or otherwise, and Developer shall pay the costs and charges therefore immediately upon demand. If County sues to compel performance of this agreement or recover engineering costs and the cost of maintaining the improvements, Developer shall pay all reasonable attorneys' fees, costs of suit, and all other expenses of litigation incurred by County in connection therewith.

9. ASSIGNMENT. If before the completion of the maintenance period the development is annexed to a city, the County may assign to that city the County's rights under this agreement and any deposit or bond securing them.

10. LABOR & MATERIALS WARRANTY. Developer further warrants that the claims and liens of all persons, contractors, and subcontractors furnishing labor or materials for the installation of said improvements in the development have been satisfied. The Developer agree to satisfy any valid claims or liens of labor and materialmen as to the said improvements and development appearing hereafter upon demand by the County.

CONTRA COSTA COUNTY:

DEVELOPER:


Brian M. Balbas, Public Works Director


By: \_\_\_\_\_

RECOMMENDED FOR APPROVAL:

By: \_\_\_\_\_

FORM APPROVED: Victor J. Westman, County Counsel

(signature)   
(print name & title) Steve Saager  
Vice President / Asst Secretary

(signature)   
(print name & title) Ben Heller, Vice President

Note to Developer: Attach acknowledgment form below and affix corporate seal.

## ACKNOWLEDGMENT

A notary public or other officer completing this certificate verifies only the identity of the individual who signed the document to which this certificate is attached, and not the truthfulness, accuracy, or validity of that document.

State of California  
County of Alameda )


On August 23, 2019 before me, Rosana Haydee Martinez Sedano, Notary Public  
(insert name and title of the officer)

personally appeared Steve Savage and Ben Helber,  
who proved to me on the basis of satisfactory evidence to be the person(s) whose name(s) ~~is~~/are  
subscribed to the within instrument and acknowledged to me that ~~he~~/she/they executed the same in  
~~his~~/her/their authorized capacity(ies), and that by ~~his~~/her/their signature(s) on the instrument the  
person(s), or the entity upon behalf of which the person(s) acted, executed the instrument.

I certify under PENALTY OF PERJURY under the laws of the State of California that the foregoing  
paragraph is true and correct.

WITNESS my hand and official seal.

Signature *Rosana Martinez Sedano* (Seal)



Subdivision: RA06-1227 (x-ref SD16-9299)

Bond No.: 30081692

**IMPROVEMENT SECURITY BOND  
FOR SUBDIVISION AGREEMENT**  
(Performance, Guarantee and Payment)  
(California Government Code §§ 66499 - 66499.10)

1. **RECITAL OF SUBDIVISION AGREEMENT:** The developer (principal) has executed a subdivision agreement with the County of Contra Costa to install and pay for street, drainage and other improvements in Subdivision RA06-1227 (x-ref SD16-9299), as specified in the subdivision agreement and to complete said work within the time specified for completion in the subdivision agreement, all in accordance with State and local laws and rulings there under in order to satisfy conditions for filing of a final map or parcel map for said subdivision.
  
2. **OBLIGATION:** Shapell Industries Inc., a Delaware Corporation as principal and Western Surety Company, a corporation organized and existing under the laws of the State of SD and authorized to transact surety business in California, as surety, hereby jointly and severally bind ourselves, our heirs, executors, administrators, successors and assigns to the County of Contra Costa, California to pay as follows:
  - A. **Performance and Guarantee:** Two Hundred Forty Four Thousand and 00/100 Dollars (\$ 244,500.00 ) for Contra Costa County or any city assignee under the above County Subdivision Agreement.
  
  - B. **Payment:** Zero and 00/100 Dollars (\$ 0.00 ) to secure the claims to which reference is made in Title XV (commencing with Section 3082) of Part 4 of Division III of the Civil Code of the State of California.
  
3. **CONDITION:**
  - A. The Condition of this obligation as to Section (2.A.) above is such that if the above bonded principal, or principal's heirs, executors, administrators, successors or assigns, shall in all things stand to and abide by and well and truly keep and perform the covenants, conditions and provisions in the said agreement and any alteration thereof made as therein provided, on it or its part, to be kept and performed at the time and in the manner therein specified and in all respects according to their true intent and meaning and shall indemnify and save harmless the County of Contra Costa (or city assignee) its officers, agents and employees, as therein stipulated, then this obligation shall become null and void; otherwise it shall be and remain in full force and effect.

As part of the obligation secured hereby and in addition to the face amount specified therefore, there shall be included reasonable costs, expenses and fees, including reasonable attorney's, **engineer's, and staff** fees, incurred by the County of Contra Costa (or city assignee) in successfully enforcing such obligation, all to be taxed as costs and included in any judgement rendered.



- B. The condition of this obligation, as to Section (2.B.) above, is such that said principal and the undersigned, as corporate surety, are held firmly bound unto the County of Contra Costa and all contractors, subcontractors, laborers, material men and other persons employed in the performance of the aforesaid subdivision agreement and referred to in the aforesaid Civil Code, for materials furnished, labor of any kind, or for amounts due under the Unemployment Insurance Act with respect to such work or labor and that said surety will pay the same in an amount not exceeding the amount herein above set forth and also, incase suit is brought upon this bond, will pay, in addition to the fact amount thereof, reasonable costs, expenses and fees, including reasonable attorney's, **engineer's, and staff** fees, incurred by the County of Contra Costa (or city assignee) in successfully enforcing such obligation, to be awarded and fixed by the court, all to be taxed as costs and to be included in the judgement therein rendered.

It is hereby expressly stipulated and agreed that this bond shall inure to the benefit of any and all persons, companies and corporations entitled to file claims under Title 15 (commencing with Section 3082) of Part 4 of Division 3 of the Civil Code, so as to give a right of action to them or their assigns in any suit brought upon this bond.

Should the work under conditions of this bond be fully performed, **and all provisions of the agreement satisfied**, then this obligation shall become null and void; otherwise it shall be and remain in full force and effect.

- C. No alteration of said subdivision agreement or any plan or specification of said work agreed to by the principal and the County of Contra Costa (or city assignee) shall relieve the surety from liability on this bond; and consent is hereby given to make such alteration without further notice to or consent by the surety; and the surety hereby waives the provisions of California Civil Code Section 2819 and holds itself bound without regard to and independently of any action against the principal whenever taken.

SIGNED AND SEALED on AUGUST 22, 2019

Shapell Industries Inc.,  
a Delaware Corporation  
PRINCIPAL: \_\_\_\_\_  
Address: 6800 Kull Center Pkwy #320  
City: Dublin Zip: 94566  
By: [Signature]  
Print Name: Steve Savage  
Title: Vice President

SURETY: Western Surety Company  
Address: 100 Matsonford Road  
City: Radnor, PA Zip: 19087  
By: [Signature]  
Print Name: Daniel P. Dunigan  
Title: Attorney-in-Fact

# CALIFORNIA ALL-PURPOSE ACKNOWLEDGEMENT

Civil Code § 1189

A notary public or other officer completing this certificate verifies only the identity of the individual who signed the document to which this certificate is attached, and not the truthfulness, accuracy or validity of that document.

State of PENNSYLVANIA

County of CHESTER

On AUGUST 22, 2019

Date

before me, ARLENE OSTROFF

Name and Title of Notary

, Notary Public

personally appeared DANIEL P. DUNIGAN

Name and or Names of Signer(s)

Who proved to me on the basis of satisfactory evidence to be the person(s) whose name(s) is/are subscribed to the within instrument and acknowledged to me that he/she/they executed the same in his/her/their authorized capacity(ies), and that by his/her/their signature(s) on the instrument the person(s), or the entity upon behalf of which the person(s) acted, executed the instrument.

I certify under PENALTY OF PERJURY under the laws of the State of California that the foregoing paragraph is true and correct.

Witness my hand and official seal.

Signature

Arlene Ostroff

Notary Public Signature

COMMONWEALTH OF PENNSYLVANIA

NOTARIAL SEAL

ARLENE OSTROFF, Notary Public  
Willistown Township, Chester County  
My Commission Expires December 3, 2020

Place Notary Public Seal Above

OPTIONAL

Though the information below is not required by law, it may prove valuable to the persons relying on the document and could prevent fraudulent removal and reattachment of this form to another document.

## Description of Attached Document

Title or Type of Document \_\_\_\_\_

Document Date \_\_\_\_\_

Number of Pages: \_\_\_\_\_

Signer's Name: \_\_\_\_\_

☐ Individual

☐ Corporate Officer – Title(s): \_\_\_\_\_

☐ Partner - ☐ Limited ☐ General

☐ Guardian or Conservator

☒ Attorney-in-Fact

☐ Trustee

☐ Other: \_\_\_\_\_

Signer is representing \_\_\_\_\_

Western Surety Company

RIGHT THUMBPRINT  
OF SIGNER  
Top of thumb

☐ Individual

☐ Corporate Officer – Title(s): \_\_\_\_\_

☐ Partner - ☐ Limited ☐ General

☐ Guardian or Conservator

☐ Attorney-in-Fact

☐ Trustee

☐ Other: \_\_\_\_\_

Signer is representing \_\_\_\_\_

RIGHT THUMBPRINT  
OF SIGNER  
Top of thumb

# Western Surety Company

## POWER OF ATTORNEY APPOINTING INDIVIDUAL ATTORNEY-IN-FACT

Know All Men By These Presents, That WESTERN SURETY COMPANY, a South Dakota corporation, is a duly organized and existing corporation having its principal office in the City of Sioux Falls, and State of South Dakota, and that it does by virtue of the signature and seal herein affixed hereby make, constitute and appoint

**William F Simkiss, Richard J Decker, Daniel P Dunigan, Joseph W Kolok Jr, Brian C Block, James L Hahn, Individually**

of Berwyn, PA, its true and lawful Attorney(s)-in-Fact with full power and authority hereby conferred to sign, seal and execute for and on its behalf bonds, undertakings and other obligatory instruments of similar nature

### - In Unlimited Amounts -

and to bind it thereby as fully and to the same extent as if such instruments were signed by a duly authorized officer of the corporation and all the acts of said Attorney, pursuant to the authority hereby given, are hereby ratified and confirmed.

This Power of Attorney is made and executed pursuant to and by authority of the By-Law printed on the reverse hereof, duly adopted, as indicated, by the shareholders of the corporation.

In Witness Whereof, WESTERN SURETY COMPANY has caused these presents to be signed by its Vice President and its corporate seal to be hereto affixed on this 17th day of June, 2019.



WESTERN SURETY COMPANY


Paul T. Bruflat, Vice President

State of South Dakota }  
County of Minnehaha } ss

On this 17th day of June, 2019, before me personally came Paul T. Bruflat, to me known, who, being by me duly sworn, did depose and say: that he resides in the City of Sioux Falls, State of South Dakota; that he is the Vice President of WESTERN SURETY COMPANY described in and which executed the above instrument; that he knows the seal of said corporation; that the seal affixed to the said instrument is such corporate seal; that it was so affixed pursuant to authority given by the Board of Directors of said corporation and that he signed his name thereto pursuant to like authority, and acknowledges same to be the act and deed of said corporation.

My commission expires

June 23, 2021



J. Mohr, Notary Public

### CERTIFICATE

I, L. Nelson, Assistant Secretary of WESTERN SURETY COMPANY do hereby certify that the Power of Attorney hereinabove set forth is still in force, and further certify that the By-Law of the corporation printed on the reverse hereof is still in force. In testimony whereof I have hereunto subscribed my name and affixed the seal of the said corporation this 22 ND day of AUGUST, 2019.



WESTERN SURETY COMPANY

L. Nelson, Assistant Secretary



**Authorizing By-Law**

**ADOPTED BY THE SHAREHOLDERS OF WESTERN SURETY COMPANY**

This Power of Attorney is made and executed pursuant to and by authority of the following By-Law duly adopted by the shareholders of the Company.

Section 7. All bonds, policies, undertakings, Powers of Attorney, or other obligations of the corporation shall be executed in the corporate name of the Company by the President, Secretary, and Assistant Secretary, Treasurer, or any Vice President, or by such other officers as the Board of Directors may authorize. The President, any Vice President, Secretary, any Assistant Secretary, or the Treasurer may appoint Attorneys in Fact or agents who shall have authority to issue bonds, policies, or undertakings in the name of the Company. The corporate seal is not necessary for the validity of any bonds, policies, undertakings, Powers of Attorney or other obligations of the corporation. The signature of any such officer and the corporate seal may be printed by facsimile.

## ACKNOWLEDGMENT

A notary public or other officer completing this certificate verifies only the identity of the individual who signed the document to which this certificate is attached, and not the truthfulness, accuracy, or validity of that document.

State of California  
County of Alameda

On August 26, 2019 before me, Rosana Haydee Martinez Sedano, Notary Public  
(insert name and title of the officer)


personally appeared Steve Savage,  
who proved to me on the basis of satisfactory evidence to be the person(s) whose name(s) is/~~are~~  
subscribed to the within instrument and acknowledged to me that he/~~she/they~~ executed the same in  
his/~~her/their~~ authorized capacity(~~ies~~), and that by his/~~her/their~~ signature(~~s~~) on the instrument the  
person(~~s~~), or the entity upon behalf of which the person(~~s~~) acted, executed the instrument.

I certify under PENALTY OF PERJURY under the laws of the State of California that the foregoing paragraph is true and correct.

WITNESS my hand and official seal.

Signature

(Seal)



C.4

**THE BOARD OF SUPERVISORS OF CONTRA COSTA COUNTY, CALIFORNIA**

**and for Special Districts, Agencies and Authorities Governed by the Board**

Adopted this Resolution on 09/17/2019 by the following vote:

**AYE:** ☒ **John Gioia**  
☒ **Candace Andersen**  
☒ **Diane Burgis**  
☒ **Karen Mitchoff**  
☒ **Federal D. Glover**

**NO:** ☐

**ABSENT:** ☐

**ABSTAIN:** ☐

**RECUSE:** ☐



**Resolution No. 2019/556**

IN THE MATTER OF approving the Agreement for Improvement Warranty for road acceptance RA06-01227 (cross reference SD16-09299), for a project developed by Shapell Industries, Inc., a Delaware Corporation, as recommended by the Public Works Director, San Ramon (Dougherty Valley) area. (District II)

WHEREAS, the following document was presented for Board approval, this date:

An Agreement for Improvement Warranty with Shapell Industries, Inc., a Delaware Corporation, principal, whereby said principal agrees to warrant all improvements as required in said Improvement Warranty Agreement for one year from the date of said agreement or until released by this Board.

Said document was accompanied by the following:

Security to guarantee the road and drainage improvements, as required by Title 9 of the County Ordinance Code, as follows:

- a. Cash deposit (Auditor's Deposit Permit No. 792933, dated August 29, 2019) in the amount of \$16,300.00, made by Shapell Industries, Inc., a Delaware Corporation.
- b. Additional security in the form of a corporate surety bond dated August 22, 2019, and issued by Western Surety Company (Bond No. 30081692) with Shapell Industries, Inc., a Delaware Corporation, as principal, in the amount of \$244,500.00 for faithful performance and \$0.00 for labor and materials.

All deposit permits are on file with the Public Works Department.

NOW, THEREFORE, BE IT RESOLVED that said Agreement for Improvement Warranty is APPROVED.

I hereby certify that this is a true and correct copy of an action taken and entered on the minutes of the Board of Supervisors on the date shown.

**Contact: Randolph Sanders (925)313-2111**

**ATTESTED: September 17, 2019**

David J. Two County Administrator and Clerk of the Board of Supervisors

By: *Stacey M. Boyd*  
Stacey M. Boyd, Deputy

**cc:** Jocelyn LaRocque- Engineering Services, Randolph Sanders- Engineering Services, Trixie Gothro - Design & Construction, Joshua Laranang- Engineering Services, Chris Hallford -Mapping, Michael Mann- Finance, Renee Hutchins - Records, Chris Lau - Maintenance, Karen Piona- Record, Shapell Industries, Inc., a Delaware Corp., Chris Low - City of San Ramon, Ruben Hernandez - DCD, T-07/17/2020



**Contra  
Costa  
County**

To: Board of Supervisors  
From: Brian M. Balbas, Public Works Director/Chief Engineer  
Date: September 17, 2019

Subject: Accepting completion of improvements for road acceptance RA06-01227 (cross-reference subdivision SD16-09299), San Ramon (Dougherty Valley) area.

**RECOMMENDATION(S):**

ADOPT Resolution No. 2019/557 accepting completion of improvements for road acceptance RA06-01227 (cross-reference subdivision SD16-09299), for a project developed by Shapell Industries, Inc., a Delaware Corporation, as recommended by the Public Works Director, San Ramon (Dougherty Valley) area. (District II)

**FISCAL IMPACT:**

No fiscal impact.

**BACKGROUND:**

The developer has completed the improvements in accordance with the approved plans and Title 9 of the County Ordinance Code.

**CONSEQUENCE OF NEGATIVE ACTION:**

The completion of improvements will not be accepted.

☒ APPROVE

☐ OTHER

☒ RECOMMENDATION OF CNTY ADMINISTRATOR

☐ RECOMMENDATION OF BOARD COMMITTEE

Action of Board On: **09/17/2019** ☒ APPROVED AS RECOMMENDED ☐ OTHER

Clerks Notes:

**VOTE OF SUPERVISORS**

AYE: John Gioia, District I Supervisor  
Candace Andersen, District II Supervisor  
Diane Burgis, District III Supervisor  
Karen Mitchoff, District IV Supervisor  
Federal D. Glover, District V Supervisor

I hereby certify that this is a true and correct copy of an action taken and entered on the minutes of the Board of Supervisors on the date shown.

ATTESTED: September 17, 2019

David J. Twa, County Administrator and Clerk of the Board of Supervisors

Contact: Randolph Sanders  
(925)313-2111

By: Stacey M. Boyd, Deputy

AGENDA ATTACHMENTS

Resolution No. 2019/557

MINUTES ATTACHMENTS

Signed: Resolution No.  
2019/557

**THE BOARD OF SUPERVISORS OF CONTRA COSTA COUNTY, CALIFORNIA**  
**and for Special Districts, Agencies and Authorities Governed by the Board**

Adopted this Resolution on 09/17/2019 by the following vote:

		<b>John Gioia</b>
		<b>Candace Andersen</b>
<b>AYE:</b>	<input checked="" type="checkbox"/>	<b>Diane Burgis</b>
		<b>Karen Mitchoff</b>
		<b>Federal D. Glover</b>
<b>NO:</b>	<input type="checkbox"/>	
<b>ABSENT:</b>	<input type="checkbox"/>	
<b>ABSTAIN:</b>	<input type="checkbox"/>	
<b>RECUSE:</b>	<input type="checkbox"/>	



**Resolution No. 2019/557**

IN THE MATTER OF accepting completion of improvements for road acceptance RA06-01227 (cross-reference subdivision SD16-09299), for a project developed by Shapell Industries, Inc., a Delaware Corporation, as recommended by the Public Works Director, San Ramon (Dougherty Valley) area. (District II)

WHEREAS, the Public Works Director has notified this Board that the improvements in road acceptance RA06-01227 (cross-reference subdivision SD16-09299) have been completed as provided in the Agreement for Improvement Warranty with Shapell Industries, Inc., a Delaware Corporation heretofore approved by this Board.

WHEREAS, these improvements are approximately located near Photinia Court, Stoneleaf Rd., and Ivy Leaf Springs Rd.

NOW, THEREFORE, BE IT RESOLVED that the improvements have been COMPLETED as of September 17, 2019.

BE IT FURTHER RESOLVED BE IT FURTHER RESOLVED that the bridge for the hereinafter described public improvements, as shown and dedicated for public use on the Final Map of subdivision SD16-09299, filed November 2, 2017, in Book 533 of final maps at Page 48, Official Records of Contra Costa County, State of California, are ACCEPTED AS COMPLETE..

BE IT FURTHER RESOLVED that upon acceptance by the Board of Supervisors, the San Ramon City Council shall accept the improvements for maintenance and ownership in accordance with the Dougherty Valley Memorandum of Understanding.

BE IT FURTHER RESOLVED that the beginning of the warranty period is hereby established, and the \$16,300.00 cash deposit (Auditor's Deposit Permit No. 792933, dated August 29, 2019) made by Shapell Industries Inc., a Delaware Corporation, and the performance surety bond for \$244,500.00, Bond No. 30081692 issued by Western Surety Company be RETAINED pursuant to the requirements of Section 94-4.406 of the Ordinance Code until release by this Board.

I hereby certify that this is a true and correct copy of an action taken and entered on the minutes of the Board of Supervisors on the date shown.

**Contact: Randolph Sanders (925)313-2111**

**ATTESTED: September 17, 2019**

David J. Twa, County Administrator and Clerk of the Board of Supervisors

By: Stacey M. Boyd, Deputy

**cc:** Jocelyn LaRocque- Engineering Services, Randolph Sanders- Engineering Services, Joshua Laranang- Engineering Services, Trixie Gothro - Design & Construction, Renee Hutchins - Records, Karen Piona- Record, Chris Hallford -Mapping , Chris Low - City of San Ramon, Chris Lau - Maintenance, Michael Mann- Finance, Shapell Industries, Inc., a Delaware Corp., Western Surety Company, Ruben Hernandez - DCD, T-07/17/2020

**THE BOARD OF SUPERVISORS OF CONTRA COSTA COUNTY, CALIFORNIA**  
**and for Special Districts, Agencies and Authorities Governed by the Board**

Adopted this Resolution on 09/17/2019 by the following vote:

**AYE:** ☒ **John Gioia**  
☒ **Candace Andersen**  
☒ **Diane Burgis**  
☒ **Karen Mitchoff**  
☒ **Federal D. Glover**

**NO:** ☐

**ABSENT:** ☐

**ABSTAIN:** ☐

**RECUSE:** ☐



**Resolution No. 2019/557**

IN THE MATTER OF accepting completion of improvements for road acceptance RA06-01227 (cross-reference subdivision SD16-09299), for a project developed by Shapell Industries, Inc., a Delaware Corporation, as recommended by the Public Works Director, San Ramon (Dougherty Valley) area. (District II)

WHEREAS, the Public Works Director has notified this Board that the improvements in road acceptance RA06-01227 (cross-reference subdivision SD16-09299) have been completed as provided in the Agreement for Improvement Warranty with Shapell Industries, Inc., a Delaware Corporation heretofore approved by this Board.

WHEREAS, these improvements are approximately located near Photinia Court, Stoneleaf Rd., and Ivy Leaf Springs Rd.

NOW, THEREFORE, BE IT RESOLVED that the improvements have been COMPLETED as of September 17, 2019.

BE IT FURTHER RESOLVED BE IT FURTHER RESOLVED that the bridge for the hereinafter described public improvements, as shown and dedicated for public use on the Final Map of subdivision SD16-09299, filed November 2, 2017, in Book 533 of final maps at Page 48, Official Records of Contra Costa County, State of California, are ACCEPTED AS COMPLETE..

BE IT FURTHER RESOLVED that upon acceptance by the Board of Supervisors, the San Ramon City Council shall accept the improvements for maintenance and ownership in accordance with the Dougherty Valley Memorandum of Understanding.

BE IT FURTHER RESOLVED that the beginning of the warranty period is hereby established, and the \$16,300.00 cash deposit (Auditor's Deposit Permit No. 792933, dated August 29, 2019) made by Shapell Industries Inc., a Delaware Corporation, and the performance surety bond for \$244,500.00, Bond No. 30081692 issued by Western Surety Company be RETAINED pursuant to the requirements of Section 94-4.406 of the Ordinance Code until release by this Board.

I hereby certify that this is a true and correct copy of an action taken and entered on the minutes of the Board of Supervisors on the date shown.

Contact: Randolph Sanders (925)313-2111

ATTESTED: September 17, 2019

David J. Twa, County Administrator and Clerk of the Board of Supervisors

By: Stacey M. Boyd, Deputy

*Stacey M. Boyd*

cc: Jocelyn LaRocque- Engineering Services, Randolph Sanders- Engineering Services, Joshua Laranang- Engineering Services, Trixie Gothro - Design & Construction, Renee Hutchins - Records, Karen Piona- Record, Chris Hallford -Mapping , Chris Low - City of San Ramon, Chris Lau - Maintenance, Michael Mann- Finance, Shapell Industries, Inc., a Delaware Corp., Western Surety Company, Ruben Hernandez - DCD, T-07/17/2020





**Contra  
Costa  
County**

To: Contra Costa County Flood Control District Board of Supervisors

From: Brian M. Balbas, Public Works Director/Chief Engineer

Date: September 17, 2019

Subject: Lower Walnut Creek — California Department of Water Resources Integrated Water Management Plan Grant. Project No. 7520-6B8285

**RECOMMENDATION(S):**

APPROVE and AUTHORIZE the Chief Engineer, Contra Costa County Flood Control and Water Conservation District, or designee, to apply for the Integrated Regional Water Management (IRWM) grant from the California Department of Water Resources (DWR), in the amount of \$1,434,425 for partial implementation of the Lower Walnut Creek Restoration Project, Martinez area.

**FISCAL IMPACT:**

For the requested grant amount of \$1,434,425 of DWR IRWM funds, the FC District will pledge \$1.2 million from FC District Zone 3B funds already budgeted for other parts of the project.

**BACKGROUND:**

Following the 2014 congressional “selective deauthorization” of the most downstream 4 miles of Walnut and Pacheco Creeks, the FC District has completed a community-based planning process that identified a preferred alternative for restoration work of Lower Walnut Creek. The project subsequently attracted grant funding from the California Department of Fish and Wildlife and the U.S. Environmental Protection Agency that covered the design and regulatory permitting phases of work. Now the FC District is seeking grant funding for implementation of the restoration

☒ APPROVE

☐ OTHER

☒ RECOMMENDATION OF CNTY ADMINISTRATOR

☐ RECOMMENDATION OF BOARD COMMITTEE

Action of Board On: **09/17/2019** ☒ APPROVED AS RECOMMENDED ☐ OTHER

Clerks Notes:

**VOTE OF SUPERVISORS**

AYE: John Gioia, District I Supervisor  
Candace Andersen, District II Supervisor  
Diane Burgis, District III Supervisor  
Karen Mitchoff, District IV Supervisor  
Federal D. Glover, District V Supervisor

I hereby certify that this is a true and correct copy of an action taken and entered on the minutes of the Board of Supervisors on the date shown.

ATTESTED: September 17, 2019

David J. Twa, County Administrator and Clerk of the Board of Supervisors

By: Stacey M. Boyd, Deputy

Contact: Paul Detjens, (925)  
313-2394



BACKGROUND: (CONT'D)

project.

The DWR requires participation in a regional IRWM group in order to be eligible for this type of Proposition 1 grant funding. The Lower Walnut Creek Restoration project has been included in the list of projects in the Bay Area IRWM Plan for many years. With DWR's recent Proposition 1 grant solicitation, the Bay Area IRWM group has evaluated the projects in the IRWM Plan, and has selected eight projects, including Lower Walnut Creek Restoration for a joint application to DWR for IRWM Grant funding.

If selected by DWR for funding, the FC District would return to the Board for authorization to enter into a grant agreement with the San Francisco Estuary Partnership, who is leading this joint IRWM Grant application and intends to administer the grant on behalf of all eight projects.

CONSEQUENCE OF NEGATIVE ACTION:

Without the Board of Supervisors' approval, the FC District will not be able to apply for the DWR IRWM Grant Program described above.



**Contra  
Costa  
County**

To: Contra Costa County Flood Control District Board of Supervisors

From: Brian M. Balbas, Public Works Director/Chief Engineer

Date: September 17, 2019

Subject: Three Creeks Parkway Restoration Project, Marsh Creek — CA Dept. of Water Resources Integrated Water Management Plan Grant. Project No. 7562-6D8490

**RECOMMENDATION(S):**

APPROVE and AUTHORIZE the Chief Engineer, Contra Costa County Flood Control and Water Conservation District (FC District), or designee, to apply for the Integrated Regional Water Management (IRWM) grant from the California Department of Water Resources (DWR), in the amount of \$850,000 for partial implementation of the Three Creeks Parkway Restoration Project, Brentwood area.

**FISCAL IMPACT:**

For the requested grant amount of \$850,000 of DWR IRWM funds, the FC District will pledge \$710,000 from FC Drainage Area 130 funds already budgeted for the project.

**BACKGROUND:**

The FC District has partnered with American Rivers, a nonprofit organization, to implement the Three Creeks Parkway Restoration Project, a multi-benefit flood management and ecosystem restoration project located along portions of Marsh Creek in the Brentwood area from the Union Pacific Railroad crossing near Sungold Park to Dainty Avenue. The project is funded through a combination of private and public grants and Flood Control Drainage Area 130 funds. Staff is seeking grant funding from the DWR IRWM Grant Program to supplement the FC District's contribution toward the project.

☒ APPROVE

☐ OTHER

☒ RECOMMENDATION OF CNTY ADMINISTRATOR

☐ RECOMMENDATION OF BOARD COMMITTEE

Action of Board On: **09/17/2019** ☒ APPROVED AS RECOMMENDED ☐ OTHER

Clerks Notes:

**VOTE OF SUPERVISORS**

AYE: John Gioia, District I Supervisor  
Candace Andersen, District II Supervisor  
Diane Burgis, District III Supervisor  
Karen Mitchoff, District IV Supervisor  
Federal D. Glover, District V Supervisor

I hereby certify that this is a true and correct copy of an action taken and entered on the minutes of the Board of Supervisors on the date shown.

ATTESTED: September 17, 2019

David J. Twa, County Administrator and Clerk of the Board of Supervisors

Contact: Gus Amirzehni, (925)  
313-2128

By: Stacey M. Boyd, Deputy

#### BACKGROUND: (CONT'D)

The DWR requires participation in a regional IRWM group in order to be eligible for this type of Proposition 1 grant funding. The Three Creeks Parkway Restoration project is included in the list of projects in the East Contra Costa IRWM Plan. With DWR's recent Proposition 1 grant solicitation, the East Contra Costa IRWM group has evaluated the projects in the IRWM Plan, and has selected eight projects, including the FC District's project for a joint application to DWR for IRWM Grant funding.

If selected by DWR for funding, the FC District would return to the Board for authorization to enter into a grant agreement.

#### CONSEQUENCE OF NEGATIVE ACTION:

Without the Board of Supervisors' approval, the FC District will not be able to apply for the DWR IRWM Grant Program described above.



# Contra Costa County

To: Board of Supervisors  
From: Keith Freitas, Airports Director  
Date: September 17, 2019

Subject: APPROVE and AUTHORIZE the Director of Airports, or designee, to execute a hangar rental agreement with Buchanan Field Airport Hangar tenant

## **RECOMMENDATION(S):**

APPROVE and AUTHORIZE the Director of Airports, or designee, to execute a month-to-month hangar rental agreement with STOL Aviation, LLC. for a T-hangar at Buchanan Field Airport effective August 1, 2019 in the monthly amount of \$390.00, Pacheco area (District IV).

## **FISCAL IMPACT:**

The Airport Enterprise Fund will realize \$4,680.00 annually.

☒ APPROVE

☐ OTHER

☒ RECOMMENDATION OF CNTY ADMINISTRATOR

☐ RECOMMENDATION OF BOARD COMMITTEE

Action of Board On: **09/17/2019** ☒ APPROVED AS RECOMMENDED ☐ OTHER

Clerks Notes:

## **VOTE OF SUPERVISORS**

AYE: John Gioia, District I Supervisor  
Candace Andersen, District II Supervisor  
Diane Burgis, District III Supervisor  
Karen Mitchoff, District IV Supervisor  
Federal D. Glover, District V Supervisor

I hereby certify that this is a true and correct copy of an action taken and entered on the minutes of the Board of Supervisors on the date shown.

ATTESTED: September 17, 2019

David J. Twa, County Administrator and Clerk of the Board of Supervisors

By: Stacey M. Boyd, Deputy

Contact: Beth Lee (925)  
681-4200

cc:

### BACKGROUND:

On September 1, 1970, Buchanan Airport Hangar Company entered into a 30-year lease with Contra Costa County for the construction of seventy-five (75) hangars and eighteen (18) aircraft shelters/shade hangars at Buchanan Field Airport. In 1977 Buchanan Airport Hangar Company amended their lease to allow for the construction of another 30-year lease with Contra Costa County for the construction of seventeen (17) additional hangars. Buchanan Airport Hangar Company was responsible for the maintenance and property management of the property during the lease period.

On September 1, 2000, the ninety-three (93) t- and shade hangars at Buchanan Field reverted to the County ownership pursuant to the terms of the above lease.

On November 14, 2006, the Contra Costa County Board of Supervisors approved the form of the T-Hangar and Shade Hangar Rental Agreement for use with renting the County's t-hangars, shade hangars, medium hangars, and executive hangars at Buchanan Field Airport.

On February 16, 2007, the additional seventeen (17) hangars at Buchanan Field reverted back to the County pursuant to the above referenced lease. This row included six (6) large hangars which were not covered by the approved T-Hangar and Shade Hangar Rental Agreement.

On February 23, 2007, Contra Costa County Board of Supervisors approved the new Large Hangar Rental Agreement for use with the large East Ramp Hangars.

On January 16, 2009, Contra Costa County Board of Supervisors approved an amendment to the T-Hangar and Shade Hangar Rental Agreement and the Large Hangar Rental Agreement (combined "Hangar Rental Agreements") which removed the Aircraft Physical Damage Insurance requirement. The Hangar Rental Agreements are the current forms in use for rental of all the County hangars at Buchanan Field Airport.

### CONSEQUENCE OF NEGATIVE ACTION:

A negative action will cause a loss of revenue to the Airport Enterprise Fund.

### ATTACHMENTS

Hangar Rental Agreement

## CONTRA COSTA COUNTY - BUCHANAN FIELD AIRPORT

### T-HANGAR AND SHADE HANGAR RENTAL AGREEMENT

1. **PARTIES:** August 1, 2019 ("Effective Date"), the COUNTY OF CONTRA COSTA, a political subdivision of the State of California ("Airport"), **STOL Aviation, LLC** ("Renter"), hereby mutually agree and promise as follows:
2. **RENTER AND AIRCRAFT INFORMATION:** Simultaneous with the execution of this T-Hangar and Shade Hangar Rental Agreement ("**Rental Agreement**") by Renter, Renter shall complete the Renter and Aircraft Information Form. A completed copy of the Renter and Aircraft Information Form is attached hereto as Exhibit "A" and incorporated herein. Renter must also provide to Airport at that time, for inspection and copying, (1) the original current Aircraft Registration or, if the aircraft described in Exhibit A is under construction, the plans for and proof of ownership of such aircraft; and (2) the insurance information required by Section 16 below.
3. **PURPOSE:** The purpose of this Rental Agreement is to provide for the rental of a T-Hangar or Shade Hangar space at the Contra Costa County - Buchanan Field Airport for the storage of the aircraft described in the Renter and Aircraft Information Form ("**Renter's Aircraft**").
4. **PREMISES:** For and in consideration of the rents and faithful performance by Renter of the terms and conditions set forth herein, Airport hereby rents to Renter and Renter hereby rents from Airport that T-Hangar or Shade Hangar shown as # **F-8** on the T-Hangar and Shade Hangar Site Plan, attached hereto as Exhibit B and incorporated herein. This T-Hangar or Shade Hangar is part of the T-Hangar and Shade Hangar Site ("**T-Hangar Site**") and shall hereinafter be described as the "**T-Hangar.**"

Renter has inspected the T-Hangar and hereby accepts the T-Hangar in its present condition, as is, without any obligation on the part of Airport to make any alterations, improvements, or repairs in or about the T-Hangar.
5. **USE:** The T-Hangar shall be exclusively by Renter for the storage of Renter's Aircraft. In addition to the storage of Renter's Aircraft, Renter may use the T-Hangar for (1) the homebuilding, restoration and/or maintenance of Renter's Aircraft, provided that such homebuilding, restoration and/or maintenance is performed by Renter only and in conformance with all applicable statutes, ordinances, resolutions, regulations, orders, circulars (including but not limited to FAA Advisory Circular 20-27) and policies now in existence or adopted from time to time by the United States, the State of California, the County of Contra Costa and other government agencies with jurisdiction over Buchanan Field Airport; (2) the storage of and materials directly

related to the storage, construction of homebuilt planes homebuilding, restoration, and/or maintenance of Renter's Aircraft; (3) the storage of one boat, or one recreational vehicle, or one motorcycle, or one automobile, provided that Renter first provides to Airport proof of Renter's ownership and original registration of any stored boat or vehicle, for inspection and copying; and/or (4) the storage of comfort items (such as a couch, small refrigerator, etc.) that the Director of Airports, in his sole discretion, determines will not impede the use of the hangar for the storage of Renter's Aircraft, and are not prohibited by applicable building and fire codes. The T-Hangar shall not be used for any purpose not expressly set forth in this Section 5. Use.

The use of all or a portion of the T-Hangar for the storage of aircraft not owned or leased by Renter is prohibited. ("Aircraft not owned or leased by Renter" means any aircraft in which Renter does not have an ownership interest or which is not directly leased to Renter). Renter shall present proof of said ownership interest or lease to Airport upon request in addition to that information provided in Exhibit A.

If Renter's Aircraft is or becomes non-operational, it may be stored in the T-Hangar only if it is being homebuilt or restored by Renter. Prior to the commencement of any such homebuilding or restoration, Renter shall provide to Airport (1) a copy of the purchase agreement or (2) a valid federal registration number. If Renter's Aircraft is not registered as of the Effective Date, upon completion of construction, Renter shall register and apply for an airworthiness certificate for Renter's Aircraft in accordance with all applicable federal statutes and regulations and provide the original registration and certification to Airport, for inspection and copying, immediately upon receipt by Renter. On or before January 1 of each year, if the homebuilding or restoration has not been completed, Renter shall provide a written annual report to the Director of Airports that details the homebuilding or restoration activity performed, work still required to be completed and an estimate of time of completion.

6. **TERM:** This Rental Agreement shall be from month to month commencing August 1, 2019, and shall continue until terminated. This Rental Agreement may be terminated by any party upon thirty (30) days written notice to the other party.

7. **RENT:**

- A. **Monthly Rent and Additional Rent.** Renter shall pay \$ 390.00 in rent per month ("**Monthly Rent**") due and payable in advance on the first day of each calendar month, beginning on the commencement date of this Rental Agreement. Unless directed to do otherwise by Airport, Renter shall pay rent only in cash or by personal check, certified check, or money order. If the term of this Rental Agreement begins on a day other than the first day of the month, the Monthly Rent stated above for the first month shall be prorated



# Contra Costa County

To: Board of Supervisors  
 From: David Twa, County Administrator  
 Date: September 17, 2019

Subject: Claims

---

## **RECOMMENDATION(S):**

DENY claims filed by Wendi Goodwin, Roshanna Newt, and Tonya T. Rainey.

## **FISCAL IMPACT:**

No fiscal impact.

## **BACKGROUND:**

Wendi Goodwin: Claim for damages due to negligence of County employee in the amount of \$183.44.

Roshanna Newt: Personal injury claim for damages resulting from alleged battery in the amount of \$100,000.

Tonya T. Rainey: Property claim for lost personal property at in the amount of \$450.

---

☒ APPROVE

☐ OTHER

☒ RECOMMENDATION OF CNTY ADMINISTRATOR

☐ RECOMMENDATION OF BOARD COMMITTEE

---

Action of Board On: **09/17/2019** ☒ APPROVED AS RECOMMENDED ☐ OTHER

Clerks Notes:

## **VOTE OF SUPERVISORS**

AYE: John Gioia, District I Supervisor  
 Candace Andersen, District II Supervisor  
 Diane Burgis, District III Supervisor  
 Karen Mitchoff, District IV Supervisor  
 Federal D. Glover, District V Supervisor

I hereby certify that this is a true and correct copy of an action taken and entered on the minutes of the Board of Supervisors on the date shown.

ATTESTED: September 17, 2019

David J. Twa, County Administrator and Clerk of the Board of Supervisors

By: Stacey M. Boyd, Deputy

Contact: Scott Selby  
 925.335.1400

cc:





# Contra Costa County

To: Board of Supervisors  
From: David Twa, County Administrator  
Date: September 17, 2019

Subject: ACCEPT Board members meeting reports for August 2019

---

## **RECOMMENDATION(S):**

ACCEPT Board members meeting reports for August 2019. ACCEPT District III July 2019 report.

## **FISCAL IMPACT:**

No fiscal impact.

## **BACKGROUND:**

Government Code section 53232.3(d) requires that members of legislative bodies report on meetings attended for which there has been expense reimbursement (mileage, meals, lodging ex cetera). The attached reports were submitted by the Board of Supervisors members in satisfaction of this requirement. District V has nothing to report.

## **CONSEQUENCE OF NEGATIVE ACTION:**

The Board of Supervisors will not be in compliance with Government Code 53232.3(d).

---

☒ APPROVE

☐ OTHER

☒ RECOMMENDATION OF CNTY ADMINISTRATOR

☐ RECOMMENDATION OF BOARD COMMITTEE

---

Action of Board On: **09/17/2019** ☒ APPROVED AS RECOMMENDED ☐ OTHER

Clerks Notes:

## **VOTE OF SUPERVISORS**

AYE: John Gioia, District I Supervisor  
Candace Andersen, District II Supervisor  
Diane Burgis, District III Supervisor  
Karen Mitchoff, District IV Supervisor  
Federal D. Glover, District V Supervisor

I hereby certify that this is a true and correct copy of an action taken and entered on the minutes of the Board of Supervisors on the date shown.

ATTESTED: September 17, 2019

David J. Twa, County Administrator and Clerk of the Board of Supervisors

By: Stacey M. Boyd, Deputy

Contact: Joellen Bergamini  
925.335.1906

cc:

## ATTACHMENTS

District IV August 2019  
Report

District III August 2019  
Report

District I August 2019 Report

District III July 2019 Report

**Supervisor Karen Mitchoff**  
**August 2019**

<b>DATE</b>	<b>MEETING NAME</b>	<b>LOCATION</b>	<b>PURPOSE</b>
08/01/19	Delta Conveyance Design and Construction Authority	Martinez	Water Advocacy
08/06/19	Board of Supervisors Meeting	Martinez	Decisions on agenda items
08/08/19	CCCSWA Personnel Committee	Walnut Creek	Decisions on agenda items
08/12/19	TWIC Meeting	Martinez	Decisions on agenda items
08/14/19	EMS Stakeholder Meeting	Martinez	Discussion around Emergency Medical Services
08/16/19	Mtg w/Nielsen Merksamer	Martinez	Water Advocacy

**Supervisor Diane Burgis - August 2019 AB1234 R**

(Government Code Section 53232.3(d) requires that members legislative attended for which there has been expense reimbursement (mileage,

Date	Meeting Name	Location
1-Aug	Meeting with the Delta Conveyance Authority	Martinez
1-Aug	Mayors Conference	Brentwood
5-Aug	Meeting with Embarc	Martinez
6-Aug	Board of Supervisors Meeting	Martinez
6-Aug	Luncheon with the Judicial Bench of the Contra Costa Superior Court	Martinez
26-Aug	East Contra Costa County Habitat Conservancy Board Meeting	Brentwood
29-Aug	Choice in Aging and Contra Costa Advisory Council on Aging Event	Pleasant Hill

\* Reimbursement may come from an agency other than Contra Costa County

**Report**  
bodies report on meetings  
meals, lodging, etc).

**Report**  
bodies report on meetings  
meals, lodging, etc).

<b>Purpose</b>
----------------

## Business Meeting

## Business Meeting

Business Meeting

Business Meeting

Business Meeting

Business Meeting

Community Outreach
--------------------

## **Supervisor John Gioia**

### **August – 2019 Monthly Meeting Statement**

Government Code section 53232.3(d) requires that members of legislative bodies report on meetings attended for which there has been expense reimbursement (mileage, meals, lodging, etc.).

Supervisor Gioia did not seek reimbursement from the County for any meetings that he attended in his capacity as a County Supervisor during the month of August , 2019.

**Supervisor Diane Burgis - July 2019 AB1234 Re**  
 (Government Code Section 53232.3(d) requires that members legislative  
 attended for which there has been expense reimbursement (mileage,

Date	Meeting Name	Location
1-Jul	Interviews for Blackhawk P-2A	Brentwood
1-Jul	Meeting with Brentwood City Manager, Gus Vina	Brentwood
2-Jul	Interviews for Blackhawk P-2A	Martinez
2-Jul	Phone Meeting with Sheriff Livingston	Martinez
3-Jul	Meeting with Kittyhawk	Walnut Creek
3-Jul	Meeting with Antioch Police Chief Brooks	Antioch
4-Jul	Brentwood 4th of July Parade	Brentwood
4-Jul	Antioch 4th of July Parade	Antioch
6-Jul	Oakley Cityhood Celebration	Oakley
8-Jul	Meeting with Department of Information Technology	Brentwood
8-Jul	Meeting with Pantages Development	Brentwood
8-Jul	Phone Meeting with Department of Conservation and Development	Brentwood
9-Jul	Board of Supervisors Meeting	Martinez
9-Jul	Contra Costa County Fire Protection District Meeting	Martinez
10-Jul	Meeting with Contra Costa Transportation Authority	Martinez
10-Jul	Meeting with Contra Costa Sheriff's Office	Danville
12-Jul	NACO Annual Conference	Las Vegas
13-Jul	NACO Annual Conference	Las Vegas
14-Jul	NACO Annual Conference	Las Vegas
15-Jul	Speaking engagement for the ACSDA/CCSDA Joint Meeting	San Ramon
15-Jul	2020 Census Meeting	Martinez
15-Jul	Meeting with Health Services Department	Martinez
17-Jul	Meeting with Travis Credit Union	Brentwood
17-Jul	Meeting with Airport Advisory Committee Representative, Ron Reagan	Brentwood
17-Jul	Phone Meeting with Contra Costa County Planning Commissioner, Duane Steele	Brentwood
17-Jul	Phone Meeting with Library Commissioner, Don McCormick	Brentwood
17-Jul	Phone Meeting with Con Fire Chief Broschard	Brentwood
17-Jul	Interview for Census Outreach Coordinator	Brentwood
18-Jul	First 5 Commission Retreat	Pleasant Hill
18-Jul	Delta Protection Commission Meeting	Stockton
22-Jul	Legislation Committee Meeting	Martinez

22-Jul	Meeting with Conservation and Development Department	Martinez
22-Jul	Tour of Marsh Creek State Park	Brentwood
23-Jul	Board of Supervisors Meeting	Martinez
23-Jul	Meeting with County Administrator, David Twa	Martinez
25-Jul	Meeting with Housing Authority Director	Martinez
25-Jul	Meeting with Contra Costa Building and Construction Trades Council	Martinez
25-Jul	Transplan Committee Meeting	Antioch
26-Jul	Phone Meeting with Delta Counties Coalition	Brentwood
29-Jul	Constituent Meeting	Brentwood
29-Jul	Meeting with East Contra Costa Fire Protection District	Brentwood
29-Jul	Constituent Meeting	Brentwood
30-Jul	Board of Supervisors Meeting	Martinez

\* Reimbursement may come from an agency other than Contra Costa County



port

bodies report on meetings  
meals, lodging, etc).

### Purpose

Business Meeting

Business Meeting

Business Meeting

Business Meeting

Business Meeting

Business Meeting

Community Outreach

Community Outreach

Community Outreach

Business Meeting

Business Meeting

Business Meeting

Business Meeting

Business Meeting

Business Meeting

Business Meeting

Business Meeting

Business Meeting

Business Meeting

Community Outreach

Business Meeting

Business Meeting

Business Meeting

Business Meeting

Business Meeting

Business Meeting

Business Meeting

Business Meeting

Business Meeting

Business Meeting

Business Meeting

Business Meeting
Business Meeting
Business Meeting
Business Meeting
Business Meeting
Business Meeting
Business Meeting
Business Meeting
Business Meeting
Business Meeting
Business Meeting
Business Meeting



**Contra  
Costa  
County**

To: Board of Supervisors  
From: Dianne Dinsmore, Human Resources Director  
Date: September 17, 2019

Subject: ADOPT Ordinance No. 2019-24 to establish Fire Medical Director- Exempt and exempt it from Merit System

---

**RECOMMENDATION(S):**

ADOPT Ordinance No. 2019-24 amending the County Ordinance Code to exclude from the Merit System the new classification of Fire District Medical Director - Exempt.

**FISCAL IMPACT:**

No fiscal impact.

**BACKGROUND:**

The terms and conditions of the Emergency Ambulance Services Contract between the Contra Costa County Emergency Medical Services Agency (CCCEMSA) and the District require that the Contractor (District) retain a California licensed physician as its chief medical adviser to enforce internal standards of excellence in medical care and serve as a liaison between the District, CCCEMSA, and AMR.

The District proposes establishing a full time, permanent Fire District Medical Director-Exempt classification to act as the chief medical advisor for the Emergency Ambulance Services Contract. In addition, the position will have broader responsibilities to oversee District activities relating to the quality of medical care and services administered. This includes

---

☒ APPROVE

☐ OTHER

☒ RECOMMENDATION OF CNTY ADMINISTRATOR

☐ RECOMMENDATION OF BOARD COMMITTEE

---

Action of Board On: **09/17/2019** ☒ APPROVED AS RECOMMENDED ☐ OTHER

Clerks Notes:

**VOTE OF SUPERVISORS**

AYE: John Gioia, District I Supervisor  
Candace Andersen, District II Supervisor  
Diane Burgis, District III Supervisor  
Karen Mitchoff, District IV Supervisor  
Federal D. Glover, District V Supervisor

I hereby certify that this is a true and correct copy of an action taken and entered on the minutes of the Board of Supervisors on the date shown.

ATTESTED: September 17, 2019

David J. Twa, County Administrator and Clerk of the Board of Supervisors

By: Stephanie Mello, Deputy

Contact: Dianne Dinsmore  
5-1766

cc: Holly Trieu, Cheryl Morse

BACKGROUND: (CONT'D)

fire-based first responder EMS, Helicopter Emergency Medical Services (HEMS), Emergency Medical Dispatch (EMD), and other health related District programs.

The position will work closely with the senior executive leadership team and will ensure the District stays current on clinical advances and evidence-based practices for delivery of emergency medical services.

CONSEQUENCE OF NEGATIVE ACTION:

The District will not have full time dedicated internal physician oversight of its Emergency Ambulance Services Contract and health related programs.

CHILDREN'S IMPACT STATEMENT:

Approximately 10% of emergency medical service responses involve children under the age of 15.

AGENDA ATTACHMENTS

ordinance no. 2019-24

MINUTES ATTACHMENTS

Signed Ordinance No. 2019-24

**ORDINANCE NO. 2019-24**

**(Exclude from the Merit System the new classification of Fire District  
Medical Director-Exempt)**

The Contra Costa County Board of Supervisors ordains as follows (omitting the parenthetical footnotes from the official text of the enacted or amended provisions of the County Ordinance Code):

**SECTION I:** Section 33-5.343 of the County Ordinance Code is amended to exclude from the merit system the new classification of Fire District Medical Director-Exempt:

**33-5.343 - Fire.**

- (a) The class of fire chief - Contra Costa County fire protection district is excluded, and is appointed by the board of supervisors.
- (b) The class of assistant fire chief-exempt is excluded and is appointed by the fire chief - Contra Costa County fire protection district.
- (c) The one-position class of fire officer in the Contra Costa County fire protection district is excluded and is appointed by the fire chief - Contra Costa County fire protection district.
- (d) The class of deputy fire chief-exempt is excluded and is appointed by the fire chief - Contra Costa County Fire Protection District.
- (e) The class of fire district aide-exempt is excluded and is appointed by the fire chief- Contra Costa County fire protection district.
- (f) The class of fire district medical director-exempt is excluded and is appointed by the fire chief- Contra Costa County fire protection district.

(Ord. Nos. 2019-24 §1, 09-17-19; 2018-05 § I, 08-14-18; 2015-23 § I, 11-3-15;  
Ords. 2000-23 § 1, 94-48 § 1, 81-70 § 2, 81-32 § I[18], 79-79: former § 32-2.640)

**SECTION II: EFFECTIVE DATE.** This ordinance becomes effective 30 days after passage, and within 15 days of passage shall be published once with the names of the supervisors voting for and against it in the \_\_\_\_\_, a newspaper published in this County.

PASSED ON \_\_\_\_\_ by the following vote:

AYES:

NOES:

ABSENT:

ABSTAIN:

ATTEST: DAVID J. TWA, Clerk of the  
Board of Supervisors and County Administrator

By: \_\_\_\_\_  
Deputy

\_\_\_\_\_  
Board Chair

[SEAL]

**ORDINANCE NO. 2019-24**

**(Exclude from the Merit System the new classification of Fire District Medical Director-Exempt)**

The Contra Costa County Board of Supervisors ordains as follows (omitting the parenthetical footnotes from the official text of the enacted or amended provisions of the County Ordinance Code):

**SECTION I:** Section 33-5.343 of the County Ordinance Code is amended to exclude from the merit system the new classification of Fire District Medical Director-Exempt:

**33-5.343 - Fire.**

- (a) The class of fire chief - Contra Costa County fire protection district is excluded, and is appointed by the board of supervisors.
- (b) The class of assistant fire chief-exempt is excluded and is appointed by the fire chief - Contra Costa County fire protection district.
- (c) The one-position class of fire officer in the Contra Costa County fire protection district is excluded and is appointed by the fire chief - Contra Costa County fire protection district.
- (d) The class of deputy fire chief-exempt is excluded and is appointed by the fire chief - Contra Costa County Fire Protection District.
- (e) The class of fire district aide-exempt is excluded and is appointed by the fire chief- Contra Costa County fire protection district.
- (f) The class of fire district medical director-exempt is excluded and is appointed by the fire chief- Contra Costa County fire protection district.

(Ord. Nos. 2019-24 §1, 09-17-19; 2018-05 § I, 08-14-18; 2015-23 § I, 11-3-15; Ords. 2000-23 § 1, 94-48 § 1, 81-70 § 2, 81-32 § I[18], 79-79: former § 32-2.640)

**SECTION II: EFFECTIVE DATE.** This ordinance becomes effective 30 days after passage, and within 15 days of passage shall be published once with the names of the supervisors voting for and against it in the East Bay Times, a newspaper published in this County.

PASSED ON September 17, 2019 by the following vote:

AYES: Gioia, Andersen, Burgis, Mitchoff, Glover

NOES: None

ABSENT: *None*

ABSTAIN: *None*

ATTEST: DAVID J. TWA, Clerk of the  
Board of Supervisors and County Administrator

By:

*Jami Napier*  
Deputy

*[Signature]*  
Board Chair







Contra  
Costa  
County

To: Board of Supervisors  
From: Candace Andersen, District II Supervisor  
Date: September 17, 2019

Subject: APPOINTMENT TO THE FAMILY AND CHILDREN'S TRUST COMMITTEE

---

**RECOMMENDATION(S):**

REAPPOINT the following individual to the District II Seat on the Family and Children's Trust Committee for a two-year term with an expiration date of September 30, 2021, as recommended by Supervisor Candace Andersen:

Julia Miner  
Danville, CA 94526

**FISCAL IMPACT:**

NONE

**BACKGROUND:**

In 1982 the Board of Supervisors established the Family and Children's Trust (FACT) Committee to make recommendations regarding the allocation of funds for the prevention and intervention services to reduce child abuse and neglect, provide support services for families with children, and promote a more coordinated seamless system of services. In addressing the needs of the community focusing on prevention and intervention services to reduce child abuse and neglect, FACT maintains a committee comprised of individuals with diverse knowledge, backgrounds, and community perspectives regarding community needs to serve families with children.

---

☒ APPROVE

☐ OTHER

☐ RECOMMENDATION OF CNTY ADMINISTRATOR

☐ RECOMMENDATION OF BOARD COMMITTEE

---

Action of Board On: **09/17/2019** ☒ APPROVED AS RECOMMENDED ☐ OTHER

Clerks Notes:

**VOTE OF SUPERVISORS**

AYE: John Gioia, District I Supervisor  
Candace Andersen, District II Supervisor  
Diane Burgis, District III Supervisor  
Karen Mitchoff, District IV Supervisor  
Federal D. Glover, District V Supervisor

I hereby certify that this is a true and correct copy of an action taken and entered on the minutes of the Board of Supervisors on the date shown.

ATTESTED: September 17, 2019

David J. Twa, County Administrator and Clerk of the Board of Supervisors

By: Stacey M. Boyd, Deputy

Contact: Jill Ray,  
925-957-8860



BACKGROUND: (CONT'D)

Ms. Miner has been doing a wonderful job representing District II and Supervisor Andersen would like her to continue her good work for another term.

CONSEQUENCE OF NEGATIVE ACTION:

The District II Seat will become vacant.

CHILDREN'S IMPACT STATEMENT:

NONE



**Contra  
Costa  
County**

To: Board of Supervisors  
From: Karen Mitchoff, District IV Supervisor  
Date: September 17, 2019

Subject: REAPPOINT Mujdah Rahim to the District IV seat of the Family and Children's Trust Committee

---

**RECOMMENDATION(S):**

REAPPOINT the following individual to the District IV Seat on the Family and Children's Trust Committee to a term expiring September 30, 2021.

Mujdah Rahim  
Walnut Creek, CA 94598

**FISCAL IMPACT:**

none.

**BACKGROUND:**

The Family and Children's Trust Committee conducts a biennial needs assessment on family and children's services in Contra Costa County. They also recommend the establishment of program priorities to the Employment and Human Services Director and the Board of Supervisors and coordinate, with the Employment and Human Services Director,



APPROVE



OTHER



RECOMMENDATION OF CNTY ADMINISTRATOR



RECOMMENDATION OF BOARD COMMITTEE

---

Action of Board On: **09/17/2019** ☒ APPROVED AS RECOMMENDED ☐ OTHER

Clerks Notes:

**VOTE OF SUPERVISORS**

AYE: John Gioia, District I Supervisor  
Candace Andersen, District II Supervisor  
Diane Burgis, District III Supervisor  
Karen Mitchoff, District IV Supervisor  
Federal D. Glover, District V Supervisor

I hereby certify that this is a true and correct copy of an action taken and entered on the minutes of the Board of Supervisors on the date shown.

ATTESTED: September 17, 2019

David J. Twa, County Administrator and Clerk of the Board of Supervisors

By: Stacey M. Boyd, Deputy

Contact: Lisa Chow, (925)  
521-7100

cc:

**BACKGROUND: (CONT'D)**

monitoring of contracts that are funded by AB 1733, AB 2994 or the Ann Adler Family & Children's Trust Fund. They also recommend awards of family and children's services contracts pursuant to AB 1733, AB 2994, Ann Adler Family & Children's Trust Fund, Community-Based Family Resource Funds, and Childcare Affordability funds.

**CONSEQUENCE OF NEGATIVE ACTION:**

Should the Board elect to not approve the recommendation, District IV would become vacant and not be represented on the Family and Childrens' Trust Committee until an appointment was made.

**CHILDREN'S IMPACT STATEMENT:**

n/a



**Contra  
Costa  
County**

To: Board of Supervisors  
From: Federal D. Glover, District V Supervisor  
Date: September 17, 2019

Subject: Accept the Resignation of Deborah McGrath from The Family and Children's Trust Committee FACT

---

**RECOMMENDATION(S):**

ACCEPT the resignation of Deborah McGrath, DECLARE a vacancy on the The Family and Children's Trust Committee, District V Seat, effective immediately, and Direct the Clerk of the Board to post a vacancy, as recommended by Supervisor Federal D. Glover.

**FISCAL IMPACT:**

None.

**BACKGROUND:**

The Family and Children's Trust Committee (FACT) was established in 1985 by the Contra Costa County Board of Supervisors to make funding recommendations on the allocation of specific funds for the prevention and treatment of child abuse and neglect and supportive services for families and children. Funding for FACT supported projects derived from federal and state program legislation, and donations to the County's Family and Children's Trust Fund.

**CONSEQUENCE OF NEGATIVE ACTION:**

The seat would remain vacant.

**CHILDREN'S IMPACT STATEMENT:**

None.

☒ APPROVE

☐ OTHER

☒ RECOMMENDATION OF CNTY ADMINISTRATOR

☐ RECOMMENDATION OF BOARD COMMITTEE

---

Action of Board On: **09/17/2019** ☒ APPROVED AS RECOMMENDED ☐ OTHER

Clerks Notes:

**VOTE OF SUPERVISORS**

AYE: John Gioia, District I Supervisor  
Candace Andersen, District II Supervisor  
Diane Burgis, District III Supervisor  
Karen Mitchoff, District IV Supervisor  
Federal D. Glover, District V Supervisor

I hereby certify that this is a true and correct copy of an action taken and entered on the minutes of the Board of Supervisors on the date shown.

ATTESTED: September 17, 2019

David J. Twa, County Administrator and Clerk of the Board of Supervisors

By: Stacey M. Boyd, Deputy

Contact: Vincent Manuel (925)  
608-4200

cc:





**Contra  
Costa  
County**

To: Board of Supervisors  
From: Kathy Gallagher, Employment & Human Services Director  
Date: September 17, 2019

Subject: Workforce Development Board Resignation

---

**RECOMMENDATION(S):**

ACCEPT resignation of Meaghan Doran from the Workforce Development Board DECLARE a vacancy on the Business Seat #3, and DIRECT the Clerk of the Board to post the vacancy as recommended by the Employment and Human Services Department Director.

**FISCAL IMPACT:**

There is no fiscal impact.

**BACKGROUND:**

Meaghan Doran was appointed to the Workforce Development Board, Business Seat #3 March 12, 2019. The seat will expire June 30, 2020.

The Workforce Development Board (WDB) is a business led body with the mission to shape and strengthen local and regional workforce development efforts. The WDB brings together leaders from business, economic development, education, labor, community-based organizations, and public agencies to align a variety of resources and organizations to enhance the competitiveness of the local workforce and support economic vitality in Contra Costa County.

**CONSEQUENCE OF NEGATIVE ACTION:**

The Workforce Development Board may not be able to conduct routine business.

---

☒ APPROVE

☐ OTHER

☒ RECOMMENDATION OF CNTY ADMINISTRATOR

☐ RECOMMENDATION OF BOARD COMMITTEE

---

Action of Board On: **09/17/2019** ☒ APPROVED AS RECOMMENDED ☐ OTHER

Clerks Notes:

**VOTE OF SUPERVISORS**

AYE: John Gioia, District I Supervisor  
Candace Andersen, District II Supervisor  
Diane Burgis, District III Supervisor  
Karen Mitchoff, District IV Supervisor  
Federal D. Glover, District V Supervisor

I hereby certify that this is a true and correct copy of an action taken and entered on the minutes of the Board of Supervisors on the date shown.

ATTESTED: September 17, 2019

David J. Twa, County Administrator and Clerk of the Board of Supervisors

By: Stacey M. Boyd, Deputy

Contact: Elaine Burres  
608-4960

cc:







Contra  
Costa  
County

To: Board of Supervisors  
From: Anna Roth, Health Services Director  
Date: September 17, 2019

Subject: Declare Emergency Medical Care Committee Vacant Seat (B10)

---

**RECOMMENDATION(S):**

DECLARE vacant Seat B10 – Public Managers' Association, on the Emergency Medical Care Committee (EMCC) and DIRECT the Clerk of the Board to post this vacancy, as recommended by the Health Services Director.

**FISCAL IMPACT:**

There is no fiscal impact.

**BACKGROUND:**

The EMCC is a multidisciplinary committee appointed by the County Board of Supervisors, to provide advice and recommendations on EMS-related matters to the Board, Health Services Director and its EMS Agency. Membership consists of consumer representatives, and representatives of EMS-related organizations and groups.

EMCC Member Gary Napper announced his retirement at the June 12, 2019 EMCC meeting and stated he will not be continuing with his EMCC membership moving forward. The B10 - Public Manager's Association seat will expire September 30, 2020.

**CONSEQUENCE OF NEGATIVE ACTION:**

Failure to declare this vacancy will delay making a new appointment to the seat.

---

☒ APPROVE

☐ OTHER

☒ RECOMMENDATION OF CNTY ADMINISTRATOR

☐ RECOMMENDATION OF BOARD COMMITTEE

---

Action of Board On: **09/17/2019** ☒ APPROVED AS RECOMMENDED ☐ OTHER

Clerks Notes:

**VOTE OF SUPERVISORS**

AYE: John Gioia, District I Supervisor  
Candace Andersen, District II Supervisor  
Diane Burgis, District III Supervisor  
Karen Mitchoff, District IV Supervisor  
Federal D. Glover, District V Supervisor

I hereby certify that this is a true and correct copy of an action taken and entered on the minutes of the Board of Supervisors on the date shown.

ATTESTED: September 17, 2019

David J. Twa, County Administrator and Clerk of the Board of Supervisors

By: Stacey M. Boyd, Deputy

Contact: Patricia Frost,  
925-608-5454





Contra  
Costa  
County

To: Board of Supervisors  
From: LEGISLATION COMMITTEE  
Date: September 17, 2019

Subject: Support for AB 38 (Wood): Fire Safety: Low Cost Retrofits: Wildfire Mitigation

---

**RECOMMENDATION(S):**

ADOPT a position of "Support" on AB 38 (Wood): Fire Safety: Low Cost Retrofits: Wildfire Mitigation, a bill that (1) requires the California Natural Resources Agency (CNRA) to review the regional capacity of each county that contains a very high fire hazard severity zone to improve forest health, fire resilience, and safety; (2) requires the seller of any real property located in a high fire hazard severity zone to provide prescribed disclosure notice to the buyer of information relating to fire hardening improvements on the property; and (3) authorizes formation of a joint powers agreement between the Department of Forestry and Fire Protection (CalFire) and the Office of Emergency Services (OES) to administer a comprehensive wildfire mitigation and assistance program for property owners, as recommended by the Legislation Committee of the Board of Supervisors.

**FISCAL IMPACT:**

According to the Senate Appropriations Committee, the State would incur approximately \$300,000 one-time (General Fund) for the California Natural Resources Agency (CNRA) to complete the review of regional capacity required by this bill. CNRA indicates that it would need to contract out for this work because it does not have the capacity to absorb this workload at this

---

☒ APPROVE

☐ OTHER

☐ RECOMMENDATION OF CNTY ADMINISTRATOR

☒ RECOMMENDATION OF BOARD COMMITTEE

---

Action of Board On: **09/17/2019** ☒ APPROVED AS RECOMMENDED ☐ OTHER

Clerks Notes:

**VOTE OF SUPERVISORS**

AYE: John Gioia, District I Supervisor  
Candace Andersen, District II Supervisor  
Diane Burgis, District III Supervisor  
Karen Mitchoff, District IV Supervisor  
Federal D. Glover, District V Supervisor

I hereby certify that this is a true and correct copy of an action taken and entered on the minutes of the Board of Supervisors on the date shown.

ATTESTED: September 17, 2019

David J. Twa, County Administrator and Clerk of the Board of Supervisors

By: Stacey M. Boyd, Deputy

Contact: L. DeLaney,  
925-335-1097

cc:

#### FISCAL IMPACT: (CONT'D)

time. There would also be additional cost pressure on the State to provide financial assistance to owners of eligible buildings to pay for costs of fire hardening (General Fund). To the extent that this bill encourages increased spending on defensible space and home hardening that reduces the occurrence of or damage from catastrophic wildfires from what otherwise would have occurred, this bill would result in unknown potential annual savings for the State for reduced fire suppression.

#### BACKGROUND:

At its September 9, 2019 meeting, the Legislation Committee of the Board of Supervisors (Burgis, Mitchoff) considered a recommendation from the Contra Costa Fire Protection District Chief and the Diablo Fire Safe Council to support AB 38 (Wood). The Committee voted unanimously to recommend its support to the Board of Supervisors.

AB 38 (Wood): The text of the bill is available here: [http://leginfo.ca.gov/faces/billNavClient.xhtml?bill\\_id=201920200AB38](http://leginfo.ca.gov/faces/billNavClient.xhtml?bill_id=201920200AB38)

**Author:** Jim Wood (D-002)  
**Coauthor** Levine (D), Stern (D)  
**Title:** Fire Safety: Low Cost Retrofits: Wildfire Mitigation  
**Fiscal Committee:** yes  
**Urgency Clause:** no  
**Introduced:** 12/03/2018  
**Last Amend:** 09/06/2019  
**Disposition:** Pending  
**Location:** Senate Third Reading File  
**Summary:** Requires the Natural Resources Agency to review the regional capacity of each county that contains a very high fire hazard severity zone to improve forest health, fire resilience, and safety. Requires a seller of real property located in a high or very high fire hazard severity zone to provide specified documentation to the buyer that the real property is in compliance with specified wildfire protection measures or a local vegetation management ordinance.  
**Status:** 09/09/2019 In SENATE. Read second time. To third reading.

#### **2019 CA A 38: Bill Analysis - 09/09/2019 - Senate Floor**

SENATE RULES COMMITTEE AB 38 Office of Senate Floor Analyses (916) 651-1520 Fax: (916) 327-4478  
THIRD READING

Bill No: AB 38

Author: Wood (D), et al.

Amended: 9/6/19 in Senate

Vote: 21

SENATE NATURAL RES. & WATER COMMITTEE: 8-1, 6/25/19

AYES: Stern, Allen, Borgeas, Caballero, Hertzberg, Hueso, Jackson, Monning

NOES: Jones

SENATE GOVERNMENTAL ORG. COMMITTEE: 13-1, 7/9/19

AYES: Dodd, Wilk, Allen, Archuleta, Bradford, Chang, Galgiani, Hill, Hueso, Nielsen, Portantino, Rubio, Wiener

NOES: Jones

NO VOTE RECORDED: Borgeas, Glazer

SENATE APPROPRIATIONS COMMITTEE: 5-1, 8/30/19

AYES: Portantino, Bradford, Durazo, Hill, Wieckowski

NOES: Jones

NO VOTE RECORDED: Bates

ASSEMBLY FLOOR: 70-2, 5/23/19 - See last page for vote

SUBJECT: Fire safety: low-cost retrofits: Fire Hardened Homes Revolving Loan and Rebate Fund: regional capacity review

SOURCE: Author

DIGEST:

This bill (1) requires the California Natural Resources Agency (CNRA) to review the regional capacity of each county that contains a very high fire hazard severity zone to improve forest health, fire resilience, and safety; (2) requires the seller of any real property located in a high fire hazard severity zone to provide prescribed disclosure notice to the buyer of information relating to fire hardening improvements on the property; and (3) authorizes formation of a joint powers agreement between the Department of Forestry and Fire Protection (CalFire) and the Office of Emergency Services (OES) to administer a comprehensive wildfire mitigation and assistance program for property owners.

Senate Floor Amendments of 9/6/19 make technical corrections to the definition of "structure hardening" and reduces the reporting obligations of CNRA regarding its review of the regional capacities of counties regarding improvements to forest health, fire resilience, and safety.

ANALYSIS:

Existing law:

1) Requires the Board of Forestry and Fire Protection (BOF) to classify all lands within the state for the purpose of determining areas in which the financial responsibility of preventing and suppressing fires is primarily the responsibility of the state [known as the State Responsibility Area (SRA)].

2) Requires CalFire to identify certain areas outside the SRA as very high fire hazard severity zones (VHFHSZ) based on consistent statewide criteria and based on the severity of fire hazard that is expected to prevail in those areas.

3) Requires a person who owns, leases, controls, operates, or maintains a building or structure on land that is covered with flammable material in the SRA or VHFHSZ to maintain defensible space of 100 feet around the structure. Requires the most intense fuels management to be within 30 feet of the structure.

- 4) Requires a local agency to designate, by ordinance, VHFHSZ in its jurisdiction within 120 days of receiving recommendations from the Director of CalFire. Requires the State Fire Marshal (SFM) to prepare and adopt a model ordinance that provides for the establishment of VHFHSZ.
- 5) Requires, no later than January 31, 2020, the SFM, in consultation with the CalFire and the Department of Housing and Community Development (HCD) to recommend building standards that provide for comprehensive site and structure fire risk reduction to protect structures from fire risk. Based on information learned from the 2017 wildfire season.
- 6) Requires, no later than January 31, 2020, the SFM, in consultation with CalFire and HCD to develop a list of low-cost retrofits that provide for comprehensive site and structure fire risk reduction to protect structures from fire risk. Requires CalFire to incorporate the list in its fire prevention education and outreach efforts.
- 7) Requires, before July 1, 2020, the Office of Planning and Research (OPR) to update the guidance document entitled "Fire Hazard Planning General Plan Technical Advice Series" and update not less than once every eight years.
- 8) Establishes CNRA as the entity within which is housed CalFire, the SFM, and BOF.

This bill:

- 1) Makes various findings to address the widely varying vegetation and development characteristics of our diverse state, and the importance of providing the expertise, authority, and funding to reduce the threat of wildfires on all lands, public and private, in the wildland urban interface and elsewhere in the state.
- 2) Requires, on and after July 1, 2021, that a seller of real property in a VHFHSZ both in and out of the SRA to provide a standardized disclosure notice to a buyer that includes which features of the home may be vulnerable to wildfire and flying embers and which retrofits approved by the SFM have been completed.
- 3) Requires, on and after July 1, 2021, that a seller of real property in a VHFHSZ shall provide to the buyer a certificate that the property is in compliance with defensible space requirements of state law or local vegetation management ordinances, as specified.
- 4) Requires CalFire and OES to enter into a joint powers agreement to establish the California Wildfire Mitigation Financial Assistance Program to assist property owners with structural hardening, retrofitting, and vegetation management all of which could reduce fire risk.
- 5) Requires the CNRA and others to review the regional capacity of each county that contains a very high hazard severity zone to improve forest health, fire resilience, and safety. The review will: identify the local or regional entities engaged in fire prevention work, review the fire prevention organizational or capacity deficits in each county, recommend projects and grants within each county, and recommendations to improve regional capacity. The review would be available to the public on the agency Web site.

FISCAL EFFECT: Appropriation: No Fiscal Com.: Yes Local: No

According to the Senate Appropriations Committee, approximately \$300,000 one-time (General Fund) for CNRA to complete the review of regional capacity required by this bill. CNRA indicates that it would need to contract out for this work because it does not have the capacity to absorb this workload at this time. Additional cost pressure to provide financial assistance to owners of eligible buildings to pay for costs of fire hardening (General Fund). To the extent that this bill encourages increased spending on defensible space and home hardening that reduces the occurrence of or damage from catastrophic wildfires from what otherwise would have occurred, this bill would result in unknown potential annual savings for reduced fire suppression (General Fund).

SUPPORT: (Verified 9/9/19)

Allstate Insurance Company

California Association of Resource Conservation Districts

California Fire Chiefs Association

California League of Conservation Voters

Federal Alliance for Safe Homes

Fire Districts Association of California

Insurance Institute for Business & Home Safety

Pacific Association of Domestic Insurance Companies

Pacific Forest Trust

Personal Insurance Federation of California

Sierra Club California

Southern California Edison

State Farm Mutual Automobile Insurance Company

Stronger California

The Nature Conservancy

OPPOSITION: (Verified 9/9/19)

None received

ARGUMENTS IN SUPPORT: According to the author, wildfires have grown larger and have increased in intensity over the last several decades. As compared with 1986, wildfires in the Western United States have occurred nearly four times more often, burning more than six times the land area, and lasting almost five times as long. Through the end of 2017, 11 of the 20 most destructive wildfires in California have occurred in the last 10 years. In 2018, we witnessed the most destructive wildfires in California history in terms of the loss of life and structures. Wildfires impacting occupied areas have resulted in enormous human and financial costs.

More than two million California households, approximately one in four residential structures in California, are located within, or in wildfire movement proximity of, "high" or "extreme fire risk" areas as identified by the CalFire.

Overwhelming data suggest the two most important factors in protecting homes from wildfire are selection of building materials and the maintenance of vegetation and other flammable materials in order to establish adequate defensible space.

While existing building codes and standards ensure that newly constructed buildings utilize appropriate fire resistant materials, there are millions of homes in California that were built before these standards were established.

ASSEMBLY FLOOR: 70-2, 5/23/19

AYES: Aguiar-Curry, Arambula, Bauer-Kahan, Berman, Bigelow, Bloom, Boerner Horvath, Bonta, Burke, Calderon, Carrillo, Cervantes, Chau, Chen, Chiu, Chu, Cooper, Daly, Diep, Eggman, Flora, Frazier, Friedman, Gabriel, Gallagher, Cristina Garcia, Gipson, Gloria, Gonzalez, Gray, Grayson, Holden, Irwin, Jones-Sawyer, Kalra, Kamlager-Dove, Kiley, Lackey, Levine, Limon, Low, Maienschein, Mayes, McCarty, Medina, Mullin, Muratsuchi, Nazarian, O'Donnell, Patterson, Petrie-Norris, Quirk, Quirk-Silva, Ramos, Reyes, Luz Rivas, Robert Rivas, Rodriguez, Blanca Rubio, Salas, Santiago, Smith, Mark Stone, Ting, Voepel, Waldron, Weber, Wicks, Wood, Rendon

NOES: Melendez, Obernolte

NO VOTE RECORDED: Brough, Choi, Cooley, Cunningham, Dahle, Fong, Eduardo Garcia, Mathis

Prepared by: William Craven / N.R. & W. / (916) 651-4116

---

For the Fire Hazard Severity Zones Maps, please see: <https://osfm.fire.ca.gov/divisions/wildfire-prevention-planning-engineering/wildland-hazards-building-codes/fire-hazard-severity-zones-maps/>



**Contra  
Costa  
County**

To: Board of Supervisors  
From: Kathy Gallagher, Employment & Human Services Director  
Date: September 17, 2019

Subject: Add one Social Casework Assistant and Delete one Eligibility Worker III

---

**RECOMMENDATION(S):**

ADOPT Position Adjustment Resolution No. 22479 to add one (1) Social Casework Assistant (XDVB) (represented) position at Salary and Grade 255 1434 (\$5,282 – 6,420) and cancel one (1) vacant Eligibility Worker III (XHTB) (represented) positions number 12488 at Salary and Grade 255 1334 (\$4,784 - 5,815) in the Employment and Human Services Department, Children and Families Services Bureau.

**FISCAL IMPACT:**

Upon approval of this action, the annual cost will be offset by the cancellation of one vacant Eligibility Worker III position, resulting in a net annual salary and benefit cost increase of \$10,390, and a pension cost of \$38,571. This position will be funded with 44% Federal, 45% State revenue, and 11% County General Fund revenue resulting in an annual net county cost of \$1,142.

**BACKGROUND:**

Employment and Human Services Department has identified a need to add one Social Casework Assistants in the Children and Family Services Bureau. The Department has also identified one vacant Eligibility Worker II/III positions that will be cancelled to offset the salary and benefits costs. Social Casework

---

☒ APPROVE

☐ OTHER

☒ RECOMMENDATION OF CNTY ADMINISTRATOR

☐ RECOMMENDATION OF BOARD COMMITTEE

---

Action of Board On: **09/17/2019** ☒ APPROVED AS RECOMMENDED ☐ OTHER

Clerks Notes:

**VOTE OF SUPERVISORS**

AYE: John Gioia, District I Supervisor  
Candace Andersen, District II Supervisor  
Diane Burgis, District III Supervisor  
Karen Mitchoff, District IV Supervisor  
Federal D. Glover, District V Supervisor

I hereby certify that this is a true and correct copy of an action taken and entered on the minutes of the Board of Supervisors on the date shown.

ATTESTED: September 17, 2019

David J. Twa, County Administrator and Clerk of the Board of Supervisors

By: Jami Napier, Deputy

Contact: Bao Tran,  
925-608-5027



### BACKGROUND: (CONT'D)

Assistants perform services such as visitation supervision, parent training, home visits, transportation, relative notification, family finding, and placement support; all of which are mandated services for Child Welfare. These mandated services meet the "reasonable efforts" findings in court hearings, and assure the Department has met its legal obligation in assisting families and their children.

The Continuum of Care Reform passed by the State Legislature is a major initiative to place children in a family setting rather than residential group care. In order to comply with the mandates of this legislation, the Department needs to build an infrastructure for a robust recruitment, family finding and respite program. Social Casework Assistant will perform these functions for the agency while allowing Social Workers to focus on family service delivery and risk assessment.

### CONSEQUENCE OF NEGATIVE ACTION:

If this position is not added, Children and Family Services will not have sufficient staff to be in compliance with state mandated requirements, thus placing children at risk of multiple placement changes and remaining in long term foster care.

### CHILDREN'S IMPACT STATEMENT:

The services provided by the Social Casework Assistant will meet all of Contra Costa County's community outcomes: (1) Children Ready for and Succeeding in School; (2) Children and Youth Healthy and Preparing for Productive Adulthood; (3) Families that are Economically Self Sufficient; (4) Families that are Safe, Stable and Nurturing; and (5) Communities that are Safe and Provide a High Quality of Life for Children and Families.

### AGENDA ATTACHMENTS

AIR 38445\_\_P300 22479 - Add SCA-Cancel EWIII

### MINUTES ATTACHMENTS

signed P300 22479

# POSITION ADJUSTMENT REQUEST

NO. 22479  
DATE 6/12/2019

Department Employment and Human Services

Department No./  
Budget Unit No. 0502 Org No. 5216 Agency No. 19

Action Requested: Add one (1) Social Casework Assistant (XDVB) (represented) positions at Salary and Grade 255 1434 (\$5,079 – 6,173) and delete one (1) vacant Eligibility Worker III (XHTB) (represented) positions #12488 at Salary and Grade 255 1334 (\$4,600 - 5591) in the Employment and Human Services Dept.

Proposed Effective Date: 7/1/2019

Classification Questionnaire attached: Yes ☐ No ☒ / Cost is within Department's budget: Yes ☒ No ☐

Total One-Time Costs (non-salary) associated with request: \$0.00

Estimated total cost adjustment (salary / benefits / one time):

Total annual cost \$10,390.00

Net County Cost \$1,142.00

Total this FY \$10,390.00

N.C.C. this FY \$1,142.00

SOURCE OF FUNDING TO OFFSET ADJUSTMENT 44% Federal, 45% State revenue, and 11% NCC

Department must initiate necessary adjustment and submit to CAO.  
Use additional sheet for further explanations or comments.

Bao Tran 608-5027

\_\_\_\_\_  
(for) Department Head

REVIEWED BY CAO AND RELEASED TO HUMAN RESOURCES DEPARTMENT

Julia Taylor

7/9/2019

\_\_\_\_\_  
Deputy County Administrator

\_\_\_\_\_  
Date

HUMAN RESOURCES DEPARTMENT RECOMMENDATIONS

DATE 8/1/2019

Add one Social Casework Assistant (represented) positions and cancel one (1) vacant Eligibility Worker III (represented) positions in the Employment and Human Services Department, Children and Families Services Bureau.

Amend Resolution 71/17 establishing positions and resolutions allocating classes to the Basic / Exempt salary schedule.

Effective: ☒ Day following Board Action.

☐ \_\_\_\_\_(Date)

Amanda Monson

8/1/2019

\_\_\_\_\_  
(for) Director of Human Resources

\_\_\_\_\_  
Date

COUNTY ADMINISTRATOR RECOMMENDATION:

DATE 9/11/2019

☒ Approve Recommendation of Director of Human Resources

☐ Disapprove Recommendation of Director of Human Resources

☐ Other: \_\_\_\_\_

Lisa Driscoll

\_\_\_\_\_  
(for) County Administrator

BOARD OF SUPERVISORS ACTION:

Adjustment is APPROVED ☐ DISAPPROVED ☐

David J. Twa, Clerk of the Board of Supervisors  
and County Administrator

DATE \_\_\_\_\_

BY \_\_\_\_\_

APPROVAL OF THIS ADJUSTMENT CONSTITUTES A PERSONNEL / SALARY RESOLUTION AMENDMENT

POSITION ADJUSTMENT ACTION TO BE COMPLETED BY HUMAN RESOURCES DEPARTMENT FOLLOWING BOARD ACTION

Adjust class(es) / position(s) as follows:

## REQUEST FOR PROJECT POSITIONS

Department \_\_\_\_\_

Date 9/11/2019

No. xxxxx

1. Project Positions Requested:
2. Explain Specific Duties of Position(s)
3. Name / Purpose of Project and Funding Source (do not use acronyms i.e. SB40 Project or SDSS Funds)
4. Duration of the Project: Start Date \_\_\_\_\_ End Date \_\_\_\_\_  
Is funding for a specified period of time (i.e. 2 years) or on a year-to-year basis? Please explain.
5. Project Annual Cost
  - a. Salary & Benefits Costs: \_\_\_\_\_
  - b. Support Costs: \_\_\_\_\_  
(services, supplies, equipment, etc.)
  - c. Less revenue or expenditure: \_\_\_\_\_
  - d. Net cost to General or other fund: \_\_\_\_\_
6. Briefly explain the consequences of not filling the project position(s) in terms of:
  - a. potential future costs
  - b. legal implications
  - c. financial implications
  - d. political implications
  - e. organizational implications
7. Briefly describe the alternative approaches to delivering the services which you have considered. Indicate why these alternatives were not chosen.
8. Departments requesting new project positions must submit an updated cost benefit analysis of each project position at the halfway point of the project duration. This report is to be submitted to the Human Resources Department, which will forward the report to the Board of Supervisors. Indicate the date that your cost / benefit analysis will be submitted
9. How will the project position(s) be filled?
  - ☐ a. Competitive examination(s)
  - ☐ b. Existing employment list(s) Which one(s)? \_\_\_\_\_
  - ☐ c. Direct appointment of:
    - ☐ 1. Merit System employee who will be placed on leave from current job
    - ☐ 2. Non-County employee

Provide a justification if filling position(s) by C1 or C2

USE ADDITIONAL PAPER IF NECESSARY

# POSITION ADJUSTMENT REQUEST

NO. 22479  
DATE 6/12/2019

Department Employment and Human Services Department No./  
Budget Unit No. 0502 Org No. 5216 Agency No. 19

Action Requested: Add one (1) Social Casework Assistant (XDVB) (represented) positions at Salary and Grade 255 1434 (\$5,079 – 6,173) and delete one (1) vacant Eligibility Worker III (XHTB) (represented) positions #12488 at Salary and Grade 255 1334 (\$4,600 - 5591) in the Employment and Human Services Dept.

Proposed Effective Date: 7/1/2019

Classification Questionnaire attached: Yes ☐ No ☒ / Cost is within Department's budget: Yes ☒ No ☐

Total One-Time Costs (non-salary) associated with request: \$0.00

Estimated total cost adjustment (salary / benefits / one time):

Total annual cost \$10,390.00

Net County Cost \$1,142.00

Total this FY \$10,390.00

N.C.C. this FY \$1,142.00

SOURCE OF FUNDING TO OFFSET ADJUSTMENT 44% Federal, 45% State revenue and 11% NCC

Department must initiate necessary adjustment and submit to CAO.  
Use additional sheet for further explanations or comments.

Bao Tran 608-5027

(for) Department Head

REVIEWED BY CAO AND RELEASED TO HUMAN RESOURCES DEPARTMENT

Julia Taylor

7/9/2019

Deputy County Administrator

Date

## HUMAN RESOURCES DEPARTMENT RECOMMENDATIONS

DATE 8/1/2019

Add one Social Casework Assistant (represented) positions and cancel one (1) vacant Eligibility Worker III (represented) positions in the Employment and Human Services Department, Children and Families Services Bureau.

Amend Resolution 71/17 establishing positions and resolutions allocating classes to the Basic / Exempt salary schedule.

Effective: ☒ Day following Board Action.

☐ \_\_\_\_\_ (Date)

Amanda Monson

8/1/2019

(for) Director of Human Resources

Date

## COUNTY ADMINISTRATOR RECOMMENDATION:

DATE

9/11/2019

☒ Approve Recommendation of Director of Human Resources

☐ Disapprove Recommendation of Director of Human Resources

☐ Other: \_\_\_\_\_

Lisa Driscoll

(for) County Administrator

## BOARD OF SUPERVISORS ACTION:

Adjustment is APPROVED ☒ DISAPPROVED ☐

DATE September 17, 2019

David J. Twa, Clerk of the Board of Supervisors  
and County Administrator

BY Sami Napier

APPROVAL OF THIS ADJUSTMENT CONSTITUTES A PERSONNEL / SALARY RESOLUTION AMENDMENT

POSITION ADJUSTMENT ACTION TO BE COMPLETED BY HUMAN RESOURCES DEPARTMENT FOLLOWING BOARD ACTION

Adjust class(es) / position(s) as follows:



**Contra  
Costa  
County**

To: Board of Supervisors  
From: Melinda Cervantes, County Librarian  
Date: September 17, 2019

Subject: Cancel one Permanent-Intermittent Library Assistant-Advanced Level position and add one 20/40 Library Assistant-Journey Level position

**RECOMMENDATION(S):**

ADOPT Position Adjustment Resolution No. 22505 to add one (1) permanent part-time 20/40 hour Library Assistant-Journey Level (3KVB) (represented) at salary plan and grade QXX 1030 (\$3,531-\$4,509) and cancel one (1) vacant permanent-intermittent Library Assistant-Advanced Level (3KTB) (represented) at salary plan and grade QXX 1234 (\$4,322-\$5,519) position number 6099 in the Library Department.

**FISCAL IMPACT:**

Upon approval, this action will result in an annual savings to the Library Fund of approximately \$9,596. The Sunday hours will be paid for by the City of El Cerrito. The other hours will be paid for through the Library's budget. No fiscal impact to the County general fund.

**BACKGROUND:**

The El Cerrito Community

☒ APPROVE

☐ OTHER

☒ RECOMMENDATION OF CNTY ADMINISTRATOR

☐ RECOMMENDATION OF BOARD COMMITTEE

Action of Board On: **09/17/2019** ☒ APPROVED AS RECOMMENDED ☐ OTHER

Clerks Notes:

**VOTE OF SUPERVISORS**

AYE: John Gioia, District I Supervisor  
Candace Andersen, District II Supervisor  
Diane Burgis, District III Supervisor  
Karen Mitchoff, District IV Supervisor  
Federal D. Glover, District V Supervisor

I hereby certify that this is a true and correct copy of an action taken and entered on the minutes of the Board of Supervisors on the date shown.

ATTESTED: September 17, 2019

David J. Twa, County Administrator and Clerk of the Board of Supervisors

By: Jami Napier, Deputy

Contact: Samuel Treanor at (925)  
608-7702

cc: Samuel Treanor

### BACKGROUND: (CONT'D)

Library is open seven days a week, including four hours on Sundays. Presently, Sunday shifts are filled by permanent-intermittent staff or other staff who wish to work additional hours. However, Sundays have become increasingly difficult to fill creating challenges to open the library.

The Library would like to add a part-time Library Assistant-Journey Level position that includes Sundays as part of the regular scheduled shifts and cancel a permanent-intermittent Library Assistant-Advanced Level position. A Library Assistant-Journey Level position is more in line with the duties required of this position in El Cerrito. It is also easier to fill the position as the permanent-intermittent Advanced Level requires more specialized experience.

This position would mitigate the difficulties of opening on Sundays and provide relief to other Library staff who coordinate filling vacant shifts. This position would also create a secondary benefit of having a consistent Sunday presence for patrons who regularly use the community library on Sundays.

### CONSEQUENCE OF NEGATIVE ACTION:

If this position change is not approved, the Library will continue to struggle with maintaining Sunday service at the El Cerrito library.

### CHILDREN'S IMPACT STATEMENT:

No impact.

### AGENDA ATTACHMENTS

P300 22505

### MINUTES ATTACHMENTS

signed P300 22505

# POSITION ADJUSTMENT REQUEST

NO. 22505  
DATE 9/1/2019

Department County Library

Department No./  
Budget Unit No. 0621 Org No. 3792 Agency No. 85

Action Requested: Cancel one (1) vacant permanent-intermittent Library Assistant-Advanced Level (3KTB) position # 6099; add one (1) permanent part-time 20/40 Library Assistant-Journey Level position.

Proposed Effective Date: 7/1/2019

Classification Questionnaire attached: Yes ☐ No ☒ / Cost is within Department's budget: Yes ☒ No ☐

Total One-Time Costs (non-salary) associated with request: \$0.00

Estimated total cost adjustment (salary / benefits / one time):

Total annual cost (\$9,596.00)

Net County Cost \$0.00

Total this FY (\$7,997.00)

N.C.C. this FY \$0.00

SOURCE OF FUNDING TO OFFSET ADJUSTMENT Library Fund and City of El Cerrito

Department must initiate necessary adjustment and submit to CAO.  
Use additional sheet for further explanations or comments.

Melinda S. Cervantes

(for) Department Head

REVIEWED BY CAO AND RELEASED TO HUMAN RESOURCES DEPARTMENT

BR for JE

8/22/2019

Deputy County Administrator

Date

HUMAN RESOURCES DEPARTMENT RECOMMENDATIONS

DATE 8/23/2019

Add one (1) permanent part-time 20/40 hour Library Assistant-Journey Level (3KVB) and cancel one (1) vacant permanent-intermittent Library Assistant-Advanced Level (6099).

Amend Resolution 71/17 establishing positions and resolutions allocating classes to the Basic / Exempt salary schedule.

Effective: ☐ Day following Board Action.

☒ 7/1/2019(Date)

Shelly Gough

8/23/2019

(for) Director of Human Resources

Date

COUNTY ADMINISTRATOR RECOMMENDATION:

DATE

- ☐ Approve Recommendation of Director of Human Resources  
☐ Disapprove Recommendation of Director of Human Resources  
☐ Other: \_\_\_\_\_

(for) County Administrator

BOARD OF SUPERVISORS ACTION:

Adjustment is APPROVED ☐ DISAPPROVED ☐

David J. Twa, Clerk of the Board of Supervisors  
and County Administrator

DATE \_\_\_\_\_

BY \_\_\_\_\_

APPROVAL OF THIS ADJUSTMENT CONSTITUTES A PERSONNEL / SALARY RESOLUTION AMENDMENT

POSITION ADJUSTMENT ACTION TO BE COMPLETED BY HUMAN RESOURCES DEPARTMENT FOLLOWING BOARD ACTION

Adjust class(es) / position(s) as follows:

## REQUEST FOR PROJECT POSITIONS

Department \_\_\_\_\_

Date 9/10/2019

No. xxxx

1. Project Positions Requested:
2. Explain Specific Duties of Position(s)
3. Name / Purpose of Project and Funding Source (do not use acronyms i.e. SB40 Project or SDSS Funds)
4. Duration of the Project: Start Date \_\_\_\_\_ End Date \_\_\_\_\_  
Is funding for a specified period of time (i.e. 2 years) or on a year-to-year basis? Please explain.
5. Project Annual Cost
  - a. Salary & Benefits Costs: \_\_\_\_\_
  - b. Support Costs: \_\_\_\_\_  
(services, supplies, equipment, etc.)
  - c. Less revenue or expenditure: \_\_\_\_\_
  - d. Net cost to General or other fund: \_\_\_\_\_
6. Briefly explain the consequences of not filling the project position(s) in terms of:
  - a. potential future costs
  - b. legal implications
  - c. financial implications
  - d. political implications
  - e. organizational implications
7. Briefly describe the alternative approaches to delivering the services which you have considered. Indicate why these alternatives were not chosen.
8. Departments requesting new project positions must submit an updated cost benefit analysis of each project position at the halfway point of the project duration. This report is to be submitted to the Human Resources Department, which will forward the report to the Board of Supervisors. Indicate the date that your cost / benefit analysis will be submitted
9. How will the project position(s) be filled?
  - ☐ a. Competitive examination(s)
  - ☐ b. Existing employment list(s) Which one(s)? \_\_\_\_\_
  - ☐ c. Direct appointment of:
    - ☐ 1. Merit System employee who will be placed on leave from current job
    - ☐ 2. Non-County employee

Provide a justification if filling position(s) by C1 or C2

USE ADDITIONAL PAPER IF NECESSARY



# POSITION ADJUSTMENT REQUEST

NO. 22505  
DATE 9/1/2019

Department County Library

Department No./  
Budget Unit No. 0621 Org No. 3792 Agency No. 85

Action Requested: Cancel one (1) vacant permanent-intermittent Library Assistant-Advanced Level (3KTB) position # 6099;  
add one (1) permanent part-time 20/40 Library Assistant-Journey Level position.

Proposed Effective Date: 7/1/2019

Classification Questionnaire attached: Yes ☐ No ☒ / Cost is within Department's budget: Yes ☒ No ☐

Total One-Time Costs (non-salary) associated with request: \$0.00

Estimated total cost adjustment (salary / benefits / one time):

Total annual cost (\$9,596.00)

Net County Cost \$0.00

Total this FY (\$7,997.00)

N.C.C. this FY \$0.00

SOURCE OF FUNDING TO OFFSET ADJUSTMENT Library Fund and City of El Cerrito

Department must initiate necessary adjustment and submit to CAO.  
Use additional sheet for further explanations or comments.

Melinda S. Cervantes

(for) Department Head

REVIEWED BY CAO AND RELEASED TO HUMAN RESOURCES DEPARTMENT

BR for JE

8/22/2019

Deputy County Administrator

Date

HUMAN RESOURCES DEPARTMENT RECOMMENDATIONS

DATE 8/23/2019

Add one (1) permanent part-time 20/40 hour Library Assistant-Journey Level (3KVB) and cancel one (1) vacant permanent-intermittent Library Assistant-Advanced Level (6099).

Amend Resolution 71/17 establishing positions and resolutions allocating classes to the Basic / Exempt salary schedule.

Effective: ☐ Day following Board Action.

☒ 7/1/2019 (Date)

Shelly Gough

8/23/2019

(for) Director of Human Resources

Date

COUNTY ADMINISTRATOR RECOMMENDATION:

DATE

- ☐ Approve Recommendation of Director of Human Resources  
☐ Disapprove Recommendation of Director of Human Resources  
☐ Other: \_\_\_\_\_

(for) County Administrator

BOARD OF SUPERVISORS ACTION:

Adjustment is APPROVED ☒ DISAPPROVED ☐

DATE September 17, 2019

David J. Twa, Clerk of the Board of Supervisors  
and County Administrator

BY

Sami Napier

APPROVAL OF THIS ADJUSTMENT CONSTITUTES A PERSONNEL / SALARY RESOLUTION AMENDMENT

POSITION ADJUSTMENT ACTION TO BE COMPLETED BY HUMAN RESOURCES DEPARTMENT FOLLOWING BOARD ACTION

Adjust class(es) / position(s) as follows:



Contra  
Costa  
County

To: Board of Supervisors  
From: Anna Roth, Health Services Director  
Date: September 17, 2019

Subject: One-Time Housing Funds for Whole Person Care Program

---

**RECOMMENDATION(S):**

ADOPT a resolution authorizing the County to participate in the California Department of Health Care Services' one-time Housing Funds for Whole Person Care Pilots funding opportunity that would provide the County \$2,058,505.04 in specified Housing Funds.

**FISCAL IMPACT:**

A one-time allocation from the California Department of Health Care Services (DHCS) in the amount of of \$2,058,505.04 will be payable to the County.

**BACKGROUND:**

The 2019-20 Governor's Budget invests \$100 million State General Fund (one-time with multi-year spending authority through June 30, 2025) for active Whole Person Care (WPC) Pilot programs that provide housing services. The Whole Person Care Pilot program coordinates health, behavioral health and social services in a patient-centered manner with the goal of improved beneficiary health and well-being. Many of these pilot programs target individuals who are mentally ill and are experiencing homelessness or who are at risk of homelessness and have a demonstrated medical need for housing and/or supportive services.

---

☒ APPROVE

☐ OTHER

☒ RECOMMENDATION OF CNTY ADMINISTRATOR

☐ RECOMMENDATION OF BOARD COMMITTEE

---

Action of Board On: **09/17/2019** ☒ APPROVED AS RECOMMENDED ☐ OTHER

Clerks Notes:

**VOTE OF SUPERVISORS**

AYE: John Gioia, District I Supervisor  
Candace Andersen, District II Supervisor  
Diane Burgis, District III Supervisor  
Karen Mitchoff, District IV Supervisor  
Federal D. Glover, District V Supervisor

I hereby certify that this is a true and correct copy of an action taken and entered on the minutes of the Board of Supervisors on the date shown.

ATTESTED: September 17, 2019

David J. Twa, County Administrator and Clerk of the Board of Supervisors

By: Laura Cassell, Deputy

Contact: Dan Peddycord,  
925-313-6712

cc:

BACKGROUND: (CONT'D)

This funding is available for the costs of long-term and short-term housing, such as hotel vouchers and rental subsidies, as well as capital investment for housing projects, for Medi-Cal beneficiaries who are mentally ill and are experiencing homelessness or are at risk of homelessness. Services provided with this funding must comply with all applicable “Housing First” principles as defined in California Welfare and Institutions Code Sections 8255-8256.

This Board Resolution will allow the County to receive funds from DHCS.

CONSEQUENCE OF NEGATIVE ACTION:

Contra Costa County will not receive funding in the amount of \$2,058,505.04 from DHCS to provide Housing Services.

AGENDA ATTACHMENTS

Resolution 2019/565

MINUTES ATTACHMENTS

Res 2019\_565 signed

**THE BOARD OF SUPERVISORS OF CONTRA COSTA COUNTY, CALIFORNIA**  
**and for Special Districts, Agencies and Authorities Governed by the Board**

Adopted this Resolution on 09/17/2019 by the following vote:

		<b>John Gioia</b>
		<b>Candace Andersen</b>
<b>AYE:</b>	<input checked="checked" type="checkbox"/>	<b>Diane Burgis</b>
		<b>Karen Mitchoff</b>
		<b>Federal D. Glover</b>
<b>NO:</b>	<input type="checkbox"/>	
<b>ABSENT:</b>	<input type="checkbox"/>	
<b>ABSTAIN:</b>	<input type="checkbox"/>	
<b>RECUSE:</b>	<input type="checkbox"/>	



**Resolution No. 2019/565**

IN THE MATTER OF: RECOGNIZING OF AUTHORIZING CONTRA COSTA COUNTY TO PARTICIPATE IN ONE-TIME HOUSING FUNDS FOR WHOLE PERSON CARE PILOTS

WHEREAS, California's Governor Gavin C. Newsom and the California Legislature have recognized the critical role Whole Person Care Pilot programs play in reducing homelessness for those with special needs;

WHEREAS, The Governor, Legislature, and this County recognize the need for flexible state-only funding for new services to Medi-Cal beneficiaries who are living with mental illness who are also homeless or at risk of homelessness, as well as additional at-risk populations;

WHEREAS, The Governor and Legislature have allocated \$100 million dollars in one-time State General Fund housing funds for Fiscal Year 2019-20 to Whole Person Care Pilot programs;

WHEREAS, The Governor and Legislature have directed Whole Person Care Pilot programs to leverage other available funding for this purpose and prohibited any supplantation of existing funding or services in order to maximize the impact of Housing Funds for Whole Person Care Pilot programs;

WHEREAS, The Governor and Legislature require Whole Person Care Pilot programs that receive Housing Funds for Whole Person Care Pilot programs to expend the funding no later than June 30, 2025, and further stipulate that services provided with this funding must comply with all Housing First principles as defined in California Welfare and Institutions Code §8255-8256;

WHEREAS, the County of Contra Costa County designates The Whole Person Care Program within Public Health Clinic Services as the single point of contact to the Department of Health Care Services for the Housing Funds for Whole Person Care Pilot programs allocation;

WHEREAS, the County of Contra Costa County affirms the County's commitment to combating homelessness and improving housing options for residents living with mental illness and who are homeless or at risk of homelessness, or additional at-risk populations in our communities pursuant to the provisions of SB 74 and the receipt of Housing Funds for Whole Person Care Pilot programs;

NOW, THEREFORE, BE IT RESOLVED that the Contra Costa County Board of Supervisors hereby authorize the County's participation in the Housing Funds for Whole Person Care Pilot programs, to receive \$2,058,505.04 in Fiscal Year 2019-20.

I hereby certify that this is a true and correct copy of an action taken and entered on the minutes of the Board of Supervisors on the date shown.

**ATTESTED: September 17, 2019**

David J. Twa, County Administrator and Clerk of the Board of Supervisors

**Contact: Dan Peddycord, 925-313-6712**

By: Laura Cassell, Deputy

**cc:**

# THE BOARD OF SUPERVISORS OF CONTRA COSTA COUNTY, CALIFORNIA

and for Special Districts, Agencies and Authorities Governed by the Board

Adopted this Resolution on 09/17/2019 by the following vote:

**AYE:** ☒ 5 **John Gioia**  
**Candace Andersen**  
**Diane Burgis**  
**Karen Mitchoff**  
**Federal D. Glover**

**NO:** ☐

**ABSENT:** ☐

**ABSTAIN:** ☐

**RECUSE:** ☐



## Resolution No. 2019/565

IN THE MATTER OF: RECOGNIZING OF AUTHORIZING CONTRA COSTA COUNTY TO PARTICIPATE IN ONE-TIME HOUSING FUNDS FOR WHOLE PERSON CARE PILOTS

WHEREAS, California's Governor Gavin C. Newsom and the California Legislature have recognized the critical role Whole Person Care Pilot programs play in reducing homelessness for those with special needs;

WHEREAS, The Governor, Legislature, and this County recognize the need for flexible state-only funding for new services to Medi-Cal beneficiaries who are living with mental illness who are also homeless or at risk of homelessness, as well as additional at-risk populations;

WHEREAS, The Governor and Legislature have allocated \$100 million dollars in one-time State General Fund housing funds for Fiscal Year 2019-20 to Whole Person Care Pilot programs;

WHEREAS, The Governor and Legislature have directed Whole Person Care Pilot programs to leverage other available funding for this purpose and prohibited any supplantation of existing funding or services in order to maximize the impact of Housing Funds for Whole Person Care Pilot programs;

WHEREAS, The Governor and Legislature require Whole Person Care Pilot programs that receive Housing Funds for Whole Person Care Pilot programs to expend the funding no later than June 30, 2025, and further stipulate that services provided with this funding must comply with all Housing First principles as defined in California Welfare and Institutions Code §8255-8256;

WHEREAS, the County of Contra Costa County designates The Whole Person Care Program within Public Health Clinic Services as the single point of contact to the Department of Health Care Services for the Housing Funds for Whole Person Care Pilot programs allocation;

WHEREAS, the County of Contra Costa County affirms the County's commitment to combating homelessness and improving housing options for residents living with mental illness and who are homeless or at risk of homelessness, or additional at-risk populations in our communities pursuant to the provisions of SB 74 and the receipt of Housing Funds for Whole Person Care Pilot programs;

NOW, THEREFORE, BE IT RESOLVED that the Contra Costa County Board of Supervisors hereby authorize the County's participation in the Housing Funds for Whole Person Care Pilot programs, to receive \$2,058,505.04 in Fiscal Year 2019-20.

I hereby certify that this is a true and correct copy of an action taken and entered on the minutes of the Board of Supervisors on the date shown.

**ATTESTED: September 17, 2019**

David J. Twa, County Administrator and Clerk of the Board of Supervisors

*Laura Cassell*

By: Laura Cassell, Deputy

Contact: Dan Peddycord, 925-313-6712

cc:

**THE BOARD OF SUPERVISORS OF CONTRA COSTA COUNTY, CALIFORNIA**  
**and for Special Districts, Agencies and Authorities Governed by the Board**

Adopted this Resolution on 09/17/2019 by the following vote:

**AYE:** ☐ 5 **John Gioia**  
**Candace Andersen**  
**Diane Burgis**  
**Karen Mitchoff**  
**Federal D. Glover**

**NO:** ☐

**ABSENT:** ☐

**ABSTAIN:** ☐

**RECUSE:** ☐



**Resolution No. 2019/555**

In The Matter Of: California Department of Aging, Supplemental Nutrition Assistance Program-Education Funding

WHEREAS, the California Department of Aging provides Supplemental Nutrition Assistance Program-Education (SNAP-Ed) funding to Contra Costa County, Employment and Human Services Department (EHSD), and

WHEREAS, EHSD provides services to the SNAP-Ed population including low-income seniors, and

WHEREAS, EHSD designs and provides senior sites and nutrition materials at congregate meal sites, and

WHEREAS, EHSD distributes information to seniors who receive Meals on Wheels food services.

NOW, THEREFORE, BE IT RESOLVED: The Contra Costa County Board of Supervisors approve and authorize the Employment and Human Services Director, or designee, to execute a contract with California Department of Aging (Agreement SP-1920-07) in an amount not to exceed \$103,434 for SNAP-Ed services for the period October 1, 2019 through September 30, 2020.

Contact: Elaine Burres 608-4960

I hereby certify that this is a true and correct copy of an action taken and entered on the minutes of the Board of Supervisors on the date shown.

**ATTESTED: September 17, 2019**

David J. Twa, County Administrator and Clerk of the Board of Supervisors

*Laura Cassell*

By: Laura Cassell, Deputy

cc:



**Contra  
Costa  
County**

To: Board of Supervisors  
From: Kathy Gallagher, Employment & Human Services Director  
Date: September 17, 2019

Subject: California Department of Aging, Supplemental Nutrition Assistance Program-Education (SNAP-Ed) Funding

---

**RECOMMENDATION(S):**

ADOPT Resolution No. 2019/555 to approve and authorize the Employment and Human Services Director, or designee, to execute a contract with California Department of Aging (Agreement SP-1920-07) in an amount not to exceed \$103,434 for Supplemental Nutrition Assistance Program-Education services for the period October 1, 2019 through September 30, 2020.

**FISCAL IMPACT:**

This contract is entirely funded by federal funds (CFDA 10.561), by the United States Department of Agriculture, Food and Nutrition Services.

**BACKGROUND:**

The Supplemental Nutrition Assistance Program-Education (SNAP-Ed) funding is used to improve the health of low-income seniors through exercise and better nutrition education. The Employment and Human Services Department (EHSD) designs and provides nutrition information programs. Through the SNAP-Ed Program, EHSD provides year long low-income seniors sites for nutrition information classes at senior centers and congregate meal sites throughout the County. In addition, nutrition education materials are distributed to County seniors who receive Meals on Wheels food services.

---

☒ APPROVE

☐ OTHER

☒ RECOMMENDATION OF CNTY ADMINISTRATOR

☐ RECOMMENDATION OF BOARD COMMITTEE

---

Action of Board On: **09/17/2019** ☒ APPROVED AS RECOMMENDED ☐ OTHER

Clerks Notes:

**VOTE OF SUPERVISORS**

AYE: John Gioia, District I Supervisor  
Candace Andersen, District II Supervisor  
Diane Burgis, District III Supervisor  
Karen Mitchoff, District IV Supervisor  
Federal D. Glover, District V Supervisor

I hereby certify that this is a true and correct copy of an action taken and entered on the minutes of the Board of Supervisors on the date shown.

ATTESTED: September 17, 2019

David J. Twa, County Administrator and Clerk of the Board of Supervisors

By: Laura Cassell, Deputy

Contact: Elaine Burres  
608-4960

cc:

CONSEQUENCE OF NEGATIVE ACTION:

Without funding, Supplemental Nutrition Assistance Program-Education services could not be provided by Employment and Human Services to low-income seniors in Contra Costa County.

AGENDA ATTACHMENTS

Resolution 2019/555

MINUTES ATTACHMENTS

Res 2019\_555 signed



**THE BOARD OF SUPERVISORS OF CONTRA COSTA COUNTY, CALIFORNIA**  
**and for Special Districts, Agencies and Authorities Governed by the Board**

Adopted this Resolution on 09/17/2019 by the following vote:

		<b>John Gioia</b>
		<b>Candace Andersen</b>
<b>AYE:</b>	<input type="text" value="5"/>	<b>Diane Burgis</b>
		<b>Karen Mitchoff</b>
		<b>Federal D. Glover</b>
<b>NO:</b>	<input type="text"/>	
<b>ABSENT:</b>	<input type="text"/>	
<b>ABSTAIN:</b>	<input type="text"/>	
<b>RECUSE:</b>	<input type="text"/>	



**Resolution No. 2019/555**

In The Matter Of: California Department of Aging, Supplemental Nutrition Assistance Program-Education Funding

WHEREAS, the California Department of Aging provides Supplemental Nutrition Assistance Program-Education (SNAP-Ed) funding to Contra Costa County, Employment and Human Services Department (EHSD), and

WHEREAS, EHSD provides services to the SNAP-Ed population including low-income seniors, and

WHEREAS, EHSD designs and provides senior sites and nutrition materials at congregate meal sites, and

WHEREAS, EHSD distributes information to seniors who receive Meals on Wheels food services.

NOW, THEREFORE, BE IT RESOLVED: The Contra Costa County Board of Supervisors approve and authorize the Employment and Human Services Director, or designee, to execute a contract with California Department of Aging (Agreement SP-1920-07) in an amount not to exceed \$103,434 for SNAP-Ed services for the period October 1, 2019 through September 30, 2020.

I hereby certify that this is a true and correct copy of an action taken and entered on the minutes of the Board of Supervisors on the date shown.

**ATTESTED: September 17, 2019**

David J. Twa, County Administrator and Clerk of the Board of Supervisors

**Contact: Elaine Burres 608-4960**

By: Laura Cassell, Deputy

**cc:**

**THE BOARD OF SUPERVISORS OF CONTRA COSTA COUNTY, CALIFORNIA**  
**and for Special Districts, Agencies and Authorities Governed by the Board**

Adopted this Resolution on 09/17/2019 by the following vote:

**AYE:** ☐ 5 **John Gioia**  
**Candace Andersen**  
**Diane Burgis**  
**Karen Mitchoff**  
**Federal D. Glover**

**NO:** ☐

**ABSENT:** ☐

**ABSTAIN:** ☐

**RECUSE:** ☐



**Resolution No. 2019/555**

In The Matter Of: California Department of Aging, Supplemental Nutrition Assistance Program-Education Funding

WHEREAS, the California Department of Aging provides Supplemental Nutrition Assistance Program-Education (SNAP-Ed) funding to Contra Costa County, Employment and Human Services Department (EHSD), and

WHEREAS, EHSD provides services to the SNAP-Ed population including low-income seniors, and

WHEREAS, EHSD designs and provides senior sites and nutrition materials at congregate meal sites, and

WHEREAS, EHSD distributes information to seniors who receive Meals on Wheels food services.

NOW, THEREFORE, BE IT RESOLVED: The Contra Costa County Board of Supervisors approve and authorize the Employment and Human Services Director, or designee, to execute a contract with California Department of Aging (Agreement SP-1920-07) in an amount not to exceed \$103,434 for SNAP-Ed services for the period October 1, 2019 through September 30, 2020.

Contact: Elaine Burres 608-4960

I hereby certify that this is a true and correct copy of an action taken and entered on the minutes of the Board of Supervisors on the date shown.

**ATTESTED: September 17, 2019**

David J. Twa, County Administrator and Clerk of the Board of Supervisors

*Laura Cassell*

By: Laura Cassell, Deputy

cc:



**Contra  
Costa  
County**

To: Board of Supervisors  
From: Anna Roth, Health Services Director  
Date: September 17, 2019

Subject: Grant Agreement #29-203-97 with California Department of Public Health

---

**RECOMMENDATION(S):**

APPROVE and AUTHORIZE the Health Services Director, or designee, to execute on behalf of the County Standard Agreement #29-203-97 (State #19-10143) with California Department of Public Health, including agreeing to fully indemnify the State, to pay County an amount not to exceed \$12,941,349 for the continuation of the Supplemental Food Program for Women, Infants and Children (WIC), for the period from October 1, 2019 through September 30, 2022.

**FISCAL IMPACT:**

Approval of this agreement will result in an amount not to exceed \$12,941,349 from the California Department of Public Health for the Supplemental Food Program for WIC through September 30, 2022. No County match is required.

**BACKGROUND:**

For over twenty years the County has participated in the WIC Program with the State. This is a mandated program under the Community Health Services Division of the State Department of Health Services. WIC is a nutrition education, counseling and food supplement program for low-income, pregnant, postpartum and breast-feeding women, infants and children at nutritional risk. This program is expected to serve approximately 14,770 participants annually.

---

☒ APPROVE

☐ OTHER

☒ RECOMMENDATION OF CNTY ADMINISTRATOR

☐ RECOMMENDATION OF BOARD COMMITTEE

---

Action of Board On: **09/17/2019** ☒ APPROVED AS RECOMMENDED ☐ OTHER

Clerks Notes:

**VOTE OF SUPERVISORS**

AYE: John Gioia, District I Supervisor  
Candace Andersen, District II Supervisor  
Diane Burgis, District III Supervisor  
Karen Mitchoff, District IV Supervisor  
Federal D. Glover, District V Supervisor

I hereby certify that this is a true and correct copy of an action taken and entered on the minutes of the Board of Supervisors on the date shown.

ATTESTED: September 17, 2019

David J. Twa, County Administrator and Clerk of the Board of Supervisors

By: Laura Cassell, Deputy

Contact: Dan Peddycord,  
925-313-6712

BACKGROUND: (CONT'D)

On October 6, 2015, the Board of Supervisors approved Standard Agreement #29-203-93 (as amended by Amendment Agreements #29-203-94 through #29-203-96), with the California Department of Public Health, for the Supplemental Food Program, for the period from October 1, 2015 through September 30, 2019.

Approval of Standard Agreement #29-203-97 continues State funding for the WIC Supplemental Food Program through September 30, 2022, including agreeing to indemnify and hold the State harmless for claims arising out of the County's performance under this agreement.

CONSEQUENCE OF NEGATIVE ACTION:

If this agreement is not approved, the County will not receive funds to continue nutrition assessments and education, community referrals, and food checks to eligible residents of Contra Costa County.



Contra  
Costa  
County

To: Board of Supervisors  
From: Anna Roth, Health Services Director  
Date: September 17, 2019

Subject: Agreement #28-365-3 from the California Department of Health Care Services

---

**RECOMMENDATION(S):**

APPROVE and AUTHORIZE the Health Services Director or designee, to execute on behalf of the County Agreement #28-365-3 (State #19-96157) with the California Department of Health Care Services (DHCS), to pay the County in an amount not to exceed \$1,407,656, for the Medi-Cal County Inmate Program for the period from July 1, 2019 through June 30, 2020.

**FISCAL IMPACT:**

The County will be responsible for reimbursing DHCS for the non-federal share of DHCS' administrative costs associated with administering Medi-Cal County Inmate Program (MCIP) pursuant to Welfare and Institutions Code section(s) 14053.7(j) and 14053.8(h) and Government Code sections 26605.6(c)(1)(B)(ii) and 26605.7 (e)(B)(ii). Additionally, the County will receive reimbursement for inpatient services provided to County inmates at the Medi-Cal Fee-for-Service rate rather than absorb the full cost of inpatient services through interdepartmental funding. The County's match will be 6%.

**BACKGROUND:**

The MCIP is a fee-for-service program that authorizes reimbursement for inpatient health care services

---

☒ APPROVE

☐ OTHER

☒ RECOMMENDATION OF CNTY ADMINISTRATOR

☐ RECOMMENDATION OF BOARD COMMITTEE

---

Action of Board On: **09/17/2019** ☒ APPROVED AS RECOMMENDED ☐ OTHER

Clerks Notes:

**VOTE OF SUPERVISORS**

AYE: John Gioia, District I Supervisor  
Candace Andersen, District II Supervisor  
Diane Burgis, District III Supervisor  
Karen Mitchoff, District IV Supervisor  
Federal D. Glover, District V Supervisor

I hereby certify that this is a true and correct copy of an action taken and entered on the minutes of the Board of Supervisors on the date shown.

ATTESTED: September 17, 2019

David J. Twa, County Administrator and Clerk of the Board of Supervisors

By: Laura Cassell, Deputy

Contact: Patrick Godley,  
925-957-5405

cc: Marcy Wilhelm

**BACKGROUND: (CONT'D)**

provided by the County to Medi-Cal eligible County inmates in the Detention Facilities. The purpose of this agreement is to set forth the terms the County must abide by in order to participate in the MCIP.

On May 8, 2018, the Board of Supervisors approved Agreement #28-365-2 with DHCS, for the MCIP, for the period from July 1, 2018 through June 30, 2019.

Approval of this Agreement #28-365-3 will allow County to continue to participate in the MCIP through June 30, 2020. This agreement includes agreeing to indemnify and hold harmless the State for any and all claims arising out of performance under this agreement.

**CONSEQUENCE OF NEGATIVE ACTION:**

If this agreement is not approved, the County will not be reimbursed by the State for inpatient health services it provides to Medi-Cal eligible County inmates.



# Contra Costa County

To: Board of Supervisors  
From: Anna Roth, Health Services Director  
Date: September 17, 2019

Subject: Purchase Order with Beckman Coulter, Inc.

---

## **RECOMMENDATION(S):**

APPROVE and AUTHORIZE the Purchasing Agent to execute, on behalf of the Health Services Director, a Purchase Order with Beckman Coulter, Inc., in an amount not to exceed \$1,500,000 for the rental of immunoassay analyzers, supplies, and reagents for the Clinical Laboratory at the Contra Costa Regional Medical Center (CCRMC) and Contra Costa Health Centers, for the period from May 15, 2019 through May 14, 2020.

## **FISCAL IMPACT:**

100% funding is included in the Hospital Enterprise Fund I budget.

## **BACKGROUND:**

The CCRMC Clinical Laboratory needs to rent immunoassay analyzers as well as purchase Remisol middleware, supplies, and reagents for the analyzers. The Clinical Laboratory and the CCRMC uses the analyzers to perform various chemistry tests for patients of the Contra Costa Health Centers.

## **CONSEQUENCE OF NEGATIVE ACTION:**

If this Purchase Order is not approved, then the Clinical Laboratory will be unable to perform critical patient testing thus impacting patient care and safety.

---

☒ APPROVE

☐ OTHER

☒ RECOMMENDATION OF CNTY ADMINISTRATOR ☐ RECOMMENDATION OF BOARD COMMITTEE

---

Action of Board On: **09/17/2019** ☒ APPROVED AS RECOMMENDED ☐ OTHER

Clerks Notes:

## **VOTE OF SUPERVISORS**

AYE: John Gioia, District I Supervisor  
Candace Andersen, District II Supervisor  
Diane Burgis, District III Supervisor  
Karen Mitchoff, District IV Supervisor  
Federal D. Glover, District V Supervisor

I hereby certify that this is a true and correct copy of an action taken and entered on the minutes of the Board of Supervisors on the date shown.

ATTESTED: September 17, 2019

David J. Twa, County Administrator and Clerk of the Board of Supervisors

By: Laura Cassell, Deputy

Contact: Jaspreet Benepal,  
925-370-5101

cc: Margaret Harris, Marcy Wilhelm

ATTACHMENTS





Contra  
Costa  
County

To: Board of Supervisors  
From: Anna Roth, Health Services Director  
Date: September 17, 2019

Subject: Purchase Order with Home Depot USA, Inc.

---

**RECOMMENDATION(S):**

APPROVE and AUTHORIZE the Purchasing Agent to execute, on behalf of the Health Services Director, to issue a Purchase Order with Home Depot USA, Inc. (dba The Home Depot Pro), in an amount not to exceed \$1,000,000 for the purchase of janitorial supplies and minor equipment as well as repair and labor for the Contra Costa Regional Medical Center (CCRMC) and Contra Costa Health Centers, for the period from February 1, 2019 through March 31, 2020.

**FISCAL IMPACT:**

This request is funded by the remaining balance of \$892,241 from a previous Purchase Order (#011609) with SupplyWorks, which is now Home Depot Pro. The additional funding in the amount of \$107,759 is included in the Hospital Enterprise Fund I budget.

**BACKGROUND:**

The Department has a Purchase Order #011609 with Interline Brands, Inc. (dba SupplyWorks). As of February 1, 2019, SupplyWorks is now Home Depot USA, Inc.. A new Purchase Order is needed with the vendor under this new name. The new purchase order will allow CCRMC and Health Centers to continue to obtain products such as janitorial supplies, parts, gloves, clothing, minor

---

☒ APPROVE

☐ OTHER

☒ RECOMMENDATION OF CNTY ADMINISTRATOR

☐ RECOMMENDATION OF BOARD COMMITTEE

---

Action of Board On: **09/17/2019** ☒ APPROVED AS RECOMMENDED ☐ OTHER

Clerks Notes:

**VOTE OF SUPERVISORS**

AYE: John Gioia, District I Supervisor  
Candace Andersen, District II Supervisor  
Diane Burgis, District III Supervisor  
Karen Mitchoff, District IV Supervisor  
Federal D. Glover, District V Supervisor

I hereby certify that this is a true and correct copy of an action taken and entered on the minutes of the Board of Supervisors on the date shown.

ATTESTED: September 17, 2019

David J. Twa, County Administrator and Clerk of the Board of Supervisors

By: Laura Cassell, Deputy

Contact: Jaspreet Benepal,  
925-370-5101

BACKGROUND: (CONT'D)

equipment, vacuums, floor polishers, carts, air blowers, squeegees, non-medical supplies, cups, plates, silverware, mats, paper products, liners, batteries, baskets, soap containers, umbrella bags, towels, kits, and other products that help ensure sanitary conditions exist at all sites.

CONSEQUENCE OF NEGATIVE ACTION:

If this Purchase Order is not approved, the CCRMC and Health Centers will be unable to keep the facilities clean, which may impact patient care and our license to operate as a hospital. It may not be feasible to find an alternate supplier in time to prevent negative consequences.

ATTACHMENTS



**Contra  
Costa  
County**

To: Board of Supervisors  
From: Russell Watts, Treasurer-Tax Collector  
Date: September 17, 2019

Subject: Contract with Grant Street Group for Electronic Payment Management and Processing

---

**RECOMMENDATION(S):**

APPROVE and AUTHORIZE the Treasurer-Tax Collector, or designee, to execute a contract including modified indemnification language with Grant Street Group, Inc. in an amount not to exceed \$100,000 for the processing of property tax payments by credit/debit card and electronic check payments, and an electronic cashiering system, for the period September 17, 2019, to September 16, 2023, and a Merchant Services Agreement with Worldpay, LLC for credit card processing.

**FISCAL IMPACT:**

There are no initial costs for the implementation of the payment processing system ("System"), all fees have been waived, nor are there any scheduled, ongoing or recurring costs to the County for using the System. Grant Street is covered by a \$3,000,000 cyber insurance policy. There is a one-time cost of \$100,000 for Grant Street's Cashiering System which includes maintenance and support at no cost to the County and will integrate with the System. Grant Street's Cashiering System will replace the current cashiering system from System Innovators which has been plagued with high maintenance costs, increasing annually, and unreliable maintenance service.

---

☒ APPROVE

☐ OTHER

☒ RECOMMENDATION OF CNTY ADMINISTRATOR

☐ RECOMMENDATION OF BOARD COMMITTEE

---

Action of Board On: **09/17/2019** ☒ APPROVED AS RECOMMENDED ☐ OTHER

Clerks Notes:

**VOTE OF SUPERVISORS**

AYE: John Gioia, District I Supervisor  
Candace Andersen, District II Supervisor  
Diane Burgis, District III Supervisor  
Karen Mitchoff, District IV Supervisor  
Federal D. Glover, District V Supervisor

I hereby certify that this is a true and correct copy of an action taken and entered on the minutes of the Board of Supervisors on the date shown.

ATTESTED: September 17, 2019

David J. Twa, County Administrator and Clerk of the Board of Supervisors

By: Laura Cassell, Deputy

Contact: Brice Bins, (925)  
957-2848

cc:

**BACKGROUND:**

KUBRA America West, Inc. (“KUBRA”) is the Treasurer-Tax Collector’s current third-party payment processor and was awarded an extended contract in 2017 that included the migration to a new platform designed for government agencies called GovPay. During the initial implementation of GovPay, KUBRA determined that GovPay would not meet the Treasurer-Tax Collector’s requirements and suggested a newer version of the current platform of EZPay. However, the migration to the newer version of EZPay would require significant modifications by the Department of Information Technology staff to integrate with the new version of EZPay in addition to a cost of \$37,500 for System Innovators to integrate their cashiering system with the new version of EZPay.

Under the contract, Grant Street Group will implement its hosted third party payment processing system. Fees for use of the system will be paid by individual taxpayers using the system to make credit card / debit card payments. Under the contract, Grant Street Group’s liability is capped at \$1,500,000.

**CONSEQUENCE OF NEGATIVE ACTION:**

If this Order is not approved, the Treasurer-Tax Collector’s Office will continue to use the current payment gateway vendor, KUBRA, which will not support further enhancements to the current application while being subject to increasing maintenance costs to the current cashiering system.



**Contra  
Costa  
County**

To: Board of Supervisors  
From: Kathy Gallagher, Employment & Human Services Director  
Date: September 17, 2019

Subject: San Francisco State University Non-Financial Student Internship Placement Agreement

---

**RECOMMENDATION(S):**

APPROVE and AUTHORIZE the Employment and Human Services Director, or designee, to execute a non-financial Memorandum of Affiliation with the Trustees of the California State University on behalf of San Francisco State University for student internship placement(s) for social work field experience in the County for the period August 1, 2019 through July 31, 2023.

**FISCAL IMPACT:**

This interagency agreement will not affect department expenditures. It is a non-financial agreement.

**BACKGROUND:**

San Francisco State University (SFSU) provides nursing, health services, paraprofessional training, and degree programs in the field of Social Work and desires its students to obtain practical experience at agency facilities, acquiring professional field experience. Employment and Human Services Department (EHSD) desires to participate in SFSU's student internship placement program in the field of Social Work. EHSD can provide students with practical experience in their chosen field and contribute to the learning experience.

---

☒ APPROVE

☐ OTHER

☒ RECOMMENDATION OF CNTY ADMINISTRATOR

☐ RECOMMENDATION OF BOARD COMMITTEE

---

Action of Board On: **09/17/2019** ☒ APPROVED AS RECOMMENDED ☐ OTHER

Clerks Notes:

**VOTE OF SUPERVISORS**

AYE: John Gioia, District I Supervisor  
Candace Andersen, District II Supervisor  
Diane Burgis, District III Supervisor  
Karen Mitchoff, District IV Supervisor  
Federal D. Glover, District V Supervisor

I hereby certify that this is a true and correct copy of an action taken and entered on the minutes of the Board of Supervisors on the date shown.

ATTESTED: September 17, 2019

David J. Twa, County Administrator and Clerk of the Board of Supervisors

By: Laura Cassell, Deputy

Contact: Gina Chenoweth  
8-4961

cc:

BACKGROUND: (CONT'D)

This Memorandum of Affiliation contains mutual indemnification and insurance language, which has been reviewed and approved by County's Risk Management Department.

CONSEQUENCE OF NEGATIVE ACTION:

EHSD would not be able to help develop, provide field experience, and promote County employment to potential future County Social Workers.



**Contra  
Costa  
County**

To: Board of Supervisors  
From: Kathy Gallagher, Employment & Human Services Director  
Date: September 17, 2019

Subject: San Jose State University Non-Financial Student Internship Practicum Agreement

---

**RECOMMENDATION(S):**

APPROVE and AUTHORIZE the Employment and Human Services Director, or designee, to execute a non-financial Practicum Agreement with the Trustees of the California State University on behalf of San Jose State University for student internship placement(s) for social work field experience in the County for the period September 1, 2019 through August 30, 2024.

**FISCAL IMPACT:**

This practicum agreement will not affect department expenditures. This is a non-financial agreement.

**BACKGROUND:**

San Jose State University (SJSU) provides nursing, health services, paraprofessional training, and degree programs in the field of Social Work and desires its students to obtain practical experience at agencies to facilitate acquiring professional field experience. SJSU references this practical field experience as a practicum. Employment and Human Services (EHSD) desires to participate in SJSU's student internship practicum program in the field of Social Work. EHSD can provide students with practical experience in their chosen field of Social Work and contribute to the learning experience.

---

☒ APPROVE

☐ OTHER

☒ RECOMMENDATION OF CNTY ADMINISTRATOR

☐ RECOMMENDATION OF BOARD COMMITTEE

---

Action of Board On: **09/17/2019** ☒ APPROVED AS RECOMMENDED ☐ OTHER

Clerks Notes:

**VOTE OF SUPERVISORS**

AYE: John Gioia, District I Supervisor  
Candace Andersen, District II Supervisor  
Diane Burgis, District III Supervisor  
Karen Mitchoff, District IV Supervisor  
Federal D. Glover, District V Supervisor

I hereby certify that this is a true and correct copy of an action taken and entered on the minutes of the Board of Supervisors on the date shown.

ATTESTED: September 17, 2019

David J. Twa, County Administrator and Clerk of the Board of Supervisors

By: Laura Cassell, Deputy

Contact: Gina Chenoweth  
8-4961

cc:

### BACKGROUND: (CONT'D)

This Practicum Agreement contains mutual indemnification and insurance language, which has been reviewed and approved by County's Risk Management Department.

### CONSEQUENCE OF NEGATIVE ACTION:

EHSD would not be able to help develop, provide field experience, and promote County employment to future County Social Workers. In addition, EHSD would not be able to provide field experience to EHSD Social Worker Staff to support professional development in obtaining higher education and potential career advancement opportunities within EHSD.





# Contra Costa County

To: Board of Supervisors  
From: David O. Livingston, Sheriff-Coroner  
Date: September 17, 2019

Subject: Purchase Order - Adamson Police Products

---

## **RECOMMENDATION(S):**

APPROVE and AUTHORIZE the Purchasing Agent to execute, on behalf of the Sheriff-Coroner, a purchase order with Adamson Police Products in the amount of \$450,000 for the purchase of tactical & protective gear and clothing and other products for the period of October 1, 2019 through September 30, 2022.

## **FISCAL IMPACT:**

\$450,000. 100% County General Fund; Budgeted in Fiscal Year 2019/20.

## **BACKGROUND:**

Adamson Police Products has a long history of providing quality products as well as exceptional customer service to the Office of the Sheriff. This purchase order ensures that the purchase of safety equipment, uniforms and accessories for the different divisions is integrated and coordinated by the Training Division to guarantee uniform pricing and inventory control.

## **CONSEQUENCE OF NEGATIVE ACTION:**

The Sheriff's Office will not have a vendor to purchase tactical & protective gear and clothing.

---

☒ APPROVE

☐ OTHER

☒ RECOMMENDATION OF CNTY ADMINISTRATOR

☐ RECOMMENDATION OF BOARD COMMITTEE

---

Action of Board On: **09/17/2019** ☒ APPROVED AS RECOMMENDED ☐ OTHER

Clerks Notes:

## **VOTE OF SUPERVISORS**

AYE: John Gioia, District I Supervisor  
Candace Andersen, District II Supervisor  
Diane Burgis, District III Supervisor  
Karen Mitchoff, District IV Supervisor  
Federal D. Glover, District V Supervisor

I hereby certify that this is a true and correct copy of an action taken and entered on the minutes of the Board of Supervisors on the date shown.

ATTESTED: September 17, 2019

David J. Twa, County Administrator and Clerk of the Board of Supervisors

By: Laura Cassell, Deputy

Contact: Alycia Rubio,  
925-335-1529

CHILDREN'S IMPACT STATEMENT:

No impact.



Contra  
Costa  
County

To: Board of Supervisors  
From: Anna Roth, Health Services Director  
Date: September 17, 2019

Subject: Contract #74-474-6 with Macey Rosenthal, M.D.

---

**RECOMMENDATION(S):**

APPROVE and AUTHORIZE the Health Services Director, or designee, to execute on behalf of the County Contract #74-474-6 with Macey Rosenthal, M.D., an individual, in an amount not to exceed \$209,664, to provide outpatient psychiatric care for adults with mental illness in Central County, for the period from November 1, 2019 through October 31, 2020.

**FISCAL IMPACT:**

This Contract is funded 100% by Mental Health Realignment Funds. (No rate increase)

**BACKGROUND:**

On October 9, 2018, the Board of Supervisors approved Contract #74-474-5 with Macey Rosenthal, M.D., for the provision of outpatient psychiatric services, including, diagnosis, counseling, evaluation, medication management, and providing medical therapeutic treatment, consultation and training in medical and therapeutic matters for adults in Central Contra Costa County for the period November 1, 2018 through October 31, 2019.

Approval of Contract #74-474-6 will allow the Contractor to continue providing outpatient psychiatric care through October 31, 2020.

---

☒ APPROVE

☐ OTHER

☒ RECOMMENDATION OF CNTY ADMINISTRATOR

☐ RECOMMENDATION OF BOARD COMMITTEE

---

Action of Board On: **09/17/2019** ☒ APPROVED AS RECOMMENDED ☐ OTHER

Clerks Notes:

**VOTE OF SUPERVISORS**

AYE: John Gioia, District I Supervisor  
Candace Andersen, District II Supervisor  
Diane Burgis, District III Supervisor  
Karen Mitchoff, District IV Supervisor  
Federal D. Glover, District V Supervisor

I hereby certify that this is a true and correct copy of an action taken and entered on the minutes of the Board of Supervisors on the date shown.

ATTESTED: September 17, 2019

David J. Twa, County Administrator and Clerk of the Board of Supervisors

By: Laura Cassell, Deputy

Contact: Suzanne Tavano, Ph.D,  
925-957-5212

CONSEQUENCE OF NEGATIVE ACTION:

If this contract is not approved, County's clients will not have access to Contractor's psychiatric care services.



**Contra  
Costa  
County**

To: Board of Supervisors  
From: Marc Shorr, Chief Information Officer  
Date: September 17, 2019

Subject: Robert Half International Inc. Contract

---

**RECOMMENDATION(S):**

APPROVE and AUTHORIZE the Chief Information Officer, or designee, to execute a Contract with Robert Half International, Incorporated in an amount not to exceed \$750,000 to provide temporary help for the Department of Information Technology for the period September 18, 2019 through November 19, 2020.

**FISCAL IMPACT:**

The cost will be 100% offset from charges to other Departments for technology services and current projects waiting on resources and is budgeted for FY 2019-20.

**BACKGROUND:**

The Department of Information Technology currently has 18 vacancies and requires additional technical and project professionals on a temporary basis to meet staffing needs, while actively recruiting to fill the current vacancies. The intent is to backfill vacancies for no longer than 12 months. The 14-month contract term is meant to provide additional time for referral and placement of candidates. DoIT has met with HR and the Union and has support from both.

---

☒ APPROVE

☐ OTHER

☒ RECOMMENDATION OF CNTY ADMINISTRATOR

☐ RECOMMENDATION OF BOARD COMMITTEE

---

Action of Board On: **09/17/2019** ☒ APPROVED AS RECOMMENDED ☐ OTHER

Clerks Notes:

**VOTE OF SUPERVISORS**

AYE: John Gioia, District I Supervisor  
Candace Andersen, District II Supervisor  
Diane Burgis, District III Supervisor  
Karen Mitchoff, District IV Supervisor  
Federal D. Glover, District V Supervisor

I hereby certify that this is a true and correct copy of an action taken and entered on the minutes of the Board of Supervisors on the date shown.

ATTESTED: September 17, 2019

David J. Twa, County Administrator and Clerk of the Board of Supervisors

By: Laura Cassell, Deputy

Contact: Marc Shorr  
925-608-4071

cc:

CONSEQUENCE OF NEGATIVE ACTION:

If this request is not approved, the Department of Information Technology will continue to operate in its current state, which will impact project delivery for current and future County wide projects; service delivery for daily operations; and limits the Department of Information Technology's ability to be an innovative partner to County Departments.



Contra  
Costa  
County

To: Board of Supervisors  
From: David O. Livingston, Office of the Sheriff  
Date: September 17, 2019

Subject: Purchase Order - Buchanan Food Service

---

**RECOMMENDATION(S):**

APPROVE and AUTHORIZE the Purchasing Agent, or designee, to execute a purchase order on behalf of the Sheriff-Coroner with Buchanan Food Service in the amount of \$250,000 to provide bread loaves, rolls and all related bakery items as needed for the West County, Martinez and Marsh Creek detention facilities for the period of December 1, 2019 through November 30, 2020.

**FISCAL IMPACT:**

\$250,000 maximum. 100% County General Fund; Budgeted in fiscal year 2019/2020.

**BACKGROUND:**

Buchanan Food Service is a General Services Department solicited bid that provides lower pricing for the bread loaves, rolls and other related bakery items as needed to support the inmate feeding program requirements of the West County, Martinez, and Marsh Creek detention facilities.

**CONSEQUENCE OF NEGATIVE ACTION:**

The Sheriff's Office will be unable to enter into a contract with Buchanan Food Service.

---

☒ APPROVE

☐ OTHER

☒ RECOMMENDATION OF CNTY ADMINISTRATOR

☐ RECOMMENDATION OF BOARD COMMITTEE

---

Action of Board On: **09/17/2019** ☒ APPROVED AS RECOMMENDED ☐ OTHER

Clerks Notes:

**VOTE OF SUPERVISORS**

AYE: John Gioia, District I Supervisor  
Candace Andersen, District II Supervisor  
Diane Burgis, District III Supervisor  
Karen Mitchoff, District IV Supervisor  
Federal D. Glover, District V Supervisor

I hereby certify that this is a true and correct copy of an action taken and entered on the minutes of the Board of Supervisors on the date shown.

ATTESTED: September 17, 2019

David J. Twa, County Administrator and Clerk of the Board of Supervisors

By: Laura Cassell, Deputy

Contact: Alycia Rubio, (925)  
335-1529



Contra  
Costa  
County

To: Board of Supervisors  
From: David O. Livingston, Office of the Sheriff  
Date: September 17, 2019

Subject: Purchase Order - Producers Dairy Products, Inc.

---

**RECOMMENDATION(S):**

APPROVE and AUTHORIZE the Purchasing Agent to execute, on behalf of the Sheriff-Coroner, a purchase order with Producers Dairy Products Inc., in an amount not to exceed \$350,000 for the purchase of dairy products as needed for the West County (WCDF), Martinez (MDF) and Marsh Creek (MCDF) detention facilities for the period December 1, 2019 through November 30, 2020.

**FISCAL IMPACT:**

\$350,000. 100% County General Fund; Budgeted in fiscal year 2019/2020.

**BACKGROUND:**

The vendor is a Public Works Department-selected vendor providing the dairy products and other related products needed by WCDF, MDF and MCDF to support the feeding program requirements of the inmate population.

---

☒ APPROVE

☐ OTHER

☒ RECOMMENDATION OF CNTY ADMINISTRATOR

☐ RECOMMENDATION OF BOARD COMMITTEE

---

Action of Board On: **09/17/2019** ☒ APPROVED AS RECOMMENDED ☐ OTHER

Clerks Notes:

**VOTE OF SUPERVISORS**

AYE: John Gioia, District I Supervisor  
Candace Andersen, District II Supervisor  
Diane Burgis, District III Supervisor  
Karen Mitchoff, District IV Supervisor  
Federal D. Glover, District V Supervisor

I hereby certify that this is a true and correct copy of an action taken and entered on the minutes of the Board of Supervisors on the date shown.

ATTESTED: September 17, 2019

David J. Twa, County Administrator and Clerk of the Board of Supervisors

By: Laura Cassell, Deputy

Contact: Alycia Rubio,  
335-1529



CONSEQUENCE OF NEGATIVE ACTION:

The Office of the Sheriff would be unable to acquire dairy products from Producer's Dairy Products for the three detention facilities.



Contra  
Costa  
County

To: Board of Supervisors  
From: David O. Livingston, Sheriff-Coroner  
Date: September 17, 2019

Subject: Purchase Order - Bob Barker

---

**RECOMMENDATION(S):**

APPROVE and AUTHORIZE the Purchasing Agent to execute, on behalf of the Sheriff-Coroner, a purchase order with Bob Barker Company, in an amount not to exceed \$600,000 for the purchase of miscellaneous products specific to correctional facilities as needed within the County's detention facilities for the period January 1, 2020 through December 31, 2021.

**FISCAL IMPACT:**

\$600,000. 100% General Fund; Budgeted FY 2019/20.

**BACKGROUND:**

Bob Barker is a specialty firm that specializes in selling products specific to jails, prisons and correctional facilities, i.e. bedding, inmate clothing, mattresses and various sundry housing supplies. This vendor provides direct drop shipments of large quantities of products at extremely low costs; no other local company was able to match products, pricing, quantity and delivery parameters.

**CONSEQUENCE OF NEGATIVE ACTION:**

The Sheriff's Office would not be able to execute the purchase order with Bob Barker Company.

---

☒ APPROVE

☐ OTHER

☒ RECOMMENDATION OF CNTY ADMINISTRATOR

☐ RECOMMENDATION OF BOARD COMMITTEE

---

Action of Board On: **09/17/2019** ☒ APPROVED AS RECOMMENDED ☐ OTHER

Clerks Notes:

**VOTE OF SUPERVISORS**

AYE: John Gioia, District I Supervisor  
Candace Andersen, District II Supervisor  
Diane Burgis, District III Supervisor  
Karen Mitchoff, District IV Supervisor  
Federal D. Glover, District V Supervisor

I hereby certify that this is a true and correct copy of an action taken and entered on the minutes of the Board of Supervisors on the date shown.

ATTESTED: September 17, 2019

David J. Twa, County Administrator and Clerk of the Board of Supervisors

By: Laura Cassell, Deputy

Contact: Alycia Rubio,  
925-335-1529



Contra  
Costa  
County

To: Board of Supervisors  
From: David O. Livingston, Sheriff-Coroner  
Date: September 17, 2019

Subject: Purchase Order - National Food Group, Inc.

---

**RECOMMENDATION(S):**

APPROVE and AUTHORIZE the Purchasing Agent, or designee to execute, on behalf of the Sheriff-Coroner, a blanket purchase order with National Food Group, Inc., in an amount to not exceed \$430,000, to provide frozen/dry food and related items as needed for the West County, Martinez and Marsh Creek detention facilities for the period January 1, 2020 through December 31, 2020.

**FISCAL IMPACT:**

\$430,000 maximum. 100% County General Fund; Budgeted.

**BACKGROUND:**

The vendor provides the Office of the Sheriff with opportunity buys, enabling the department to take advantage of last minute deals from manufacturers for cut rates on high quality bulk food items, such as frozen green beans, potato products and poultry items as needed by the three detention facilities to support the feeding program requirements of the inmate population. This vendor has no strict minimums which also makes it more convenient for ordering.

**CONSEQUENCE OF NEGATIVE ACTION:**

The Sheriff's Office will be unable to procure various food items for County adult detention facilities from the vendor.

---

☒ APPROVE

☐ OTHER

☒ RECOMMENDATION OF CNTY ADMINISTRATOR

☐ RECOMMENDATION OF BOARD COMMITTEE

---

Action of Board On: **09/17/2019** ☒ APPROVED AS RECOMMENDED ☐ OTHER

Clerks Notes:

**VOTE OF SUPERVISORS**

AYE: John Gioia, District I Supervisor  
Candace Andersen, District II Supervisor  
Diane Burgis, District III Supervisor  
Karen Mitchoff, District IV Supervisor  
Federal D. Glover, District V Supervisor

I hereby certify that this is a true and correct copy of an action taken and entered on the minutes of the Board of Supervisors on the date shown.

ATTESTED: September 17, 2019

David J. Twa, County Administrator and Clerk of the Board of Supervisors

By: Laura Cassell, Deputy

Contact: Alycia Rubio, (925)  
335-1529



Contra  
Costa  
County

To: Board of Supervisors  
From: David O. Livingston, Sheriff-Coroner  
Date: September 17, 2019

Subject: Purchase Order - Waxie Sanitary Supply

---

**RECOMMENDATION(S):**

APPROVE and AUTHORIZE the Purchasing Agent to execute, on behalf of the Sheriff-Coroner, a purchase order with Waxie Sanitary Supply, in an amount not to exceed \$250,000 for the purchase of miscellaneous janitorial supplies as needed within the County's detention facilities for the period January 1, 2020 through December 31, 2021.

**FISCAL IMPACT:**

\$250,000. 100% General Fund; Budgeted.

**BACKGROUND:**

Detention purchases janitorial supplies for over 2000 inmates. Items include over 100 cases a week of toilet paper, paper towels, hand soap, gloves & other cleaning chemicals and supplies. Waxie Sanitary Supply serves as a secondary supplier to Clean Source and is a GSD-select vendor. Pricing as per national IPA Janitorial and Sanitation Supplies Agreement #1004849.

**CONSEQUENCE OF NEGATIVE ACTION:**

The Sheriff's Office would be unable to acquire janitorial supplies on an as needed basis through Waxie Sanitary.

---

☒ APPROVE

☐ OTHER

☒ RECOMMENDATION OF CNTY ADMINISTRATOR

☐ RECOMMENDATION OF BOARD COMMITTEE

---

Action of Board On: **09/17/2019** ☒ APPROVED AS RECOMMENDED ☐ OTHER

Clerks Notes:

**VOTE OF SUPERVISORS**

AYE: John Gioia, District I Supervisor  
Candace Andersen, District II Supervisor  
Diane Burgis, District III Supervisor  
Karen Mitchoff, District IV Supervisor  
Federal D. Glover, District V Supervisor

I hereby certify that this is a true and correct copy of an action taken and entered on the minutes of the Board of Supervisors on the date shown.

ATTESTED: September 17, 2019

David J. Twa, County Administrator and Clerk of the Board of Supervisors

By: Laura Cassell, Deputy

Contact: Alycia Rubio,  
925-335-1529



**Contra  
Costa  
County**

To: Board of Supervisors  
From: Kathy Gallagher, Employment & Human Services Director  
Date: September 17, 2019

Subject: 2019-20 First Baptist Early Head Start Enhancement and General Childcare Program

---

**RECOMMENDATION(S):**

APPROVE and AUTHORIZE the Employment and Human Services Director, or designee, to execute a contract with First Baptist Church of Pittsburg, California in an amount not to exceed \$508,946 to provide Early Head Start Program Enhancement and State General Childcare Development services for the term July 1, 2019 through June 30, 2020.

**FISCAL IMPACT:**

The federally funded portion of the contract is \$121,200 from Administration for Children and Families and is 24% of contract funding. The CFDA No. is 93.600. The state funded portion of the contract is \$387,746 from California Department of Education and is 76% of contract funding.

**BACKGROUND:**

The Department, through the Community Services Bureau, manages a childcare operation that include Early Head Start and State General Childcare Development programs. In order to reach a wider community, the Bureau sub-contracts with community based agencies to provide services. This contract is to further the reach of the above mentioned programs by providing 20 program slots for State General Childcare and 20 program slots for Early Head Start Program enhancement.

---

☒ APPROVE

☐ OTHER

☒ RECOMMENDATION OF CNTY ADMINISTRATOR

☐ RECOMMENDATION OF BOARD COMMITTEE

---

Action of Board On: **09/17/2019** ☒ APPROVED AS RECOMMENDED ☐ OTHER

Clerks Notes:

**VOTE OF SUPERVISORS**

AYE: John Gioia, District I Supervisor

Candace Andersen, District II  
Supervisor

Diane Burgis, District III  
Supervisor

Karen Mitchoff, District IV  
Supervisor

Federal D. Glover, District V  
Supervisor

I hereby certify that this is a true and correct copy of an action taken and entered on the minutes of the Board of Supervisors on the date shown.

ATTESTED: September 17, 2019

David J. Twa, County Administrator and Clerk of the Board of Supervisors

By: Laura Cassell, Deputy

Contact: CSB (925) 681-6334

cc: Nelly Ige, Haydee Ilan, Teresita Foster

**CONSEQUENCE OF NEGATIVE ACTION:**

If not approved, County will not be able to more widely distribute childcare availability through partnership with community based agencies.

**CHILDREN'S IMPACT STATEMENT:**

The Employment and Human Services Department Community Services Bureau supports three of Contra Costa County's community outcomes - Outcome 1: "Children Ready for and Succeeding in School," Outcome 3: "Families that are Economically Self-sufficient," and, Outcome 4: "Families that are Safe, Stable, and Nurturing." These outcomes are achieved by offering comprehensive services, including high quality early childhood education, nutrition, and health services to low-income children throughout Contra Costa County.



**Contra  
Costa  
County**

To: Board of Supervisors  
From: Kathy Gallagher, Employment & Human Services Director  
Date: September 17, 2019

Subject: 2019-20 Martinez Early Childhood Center childcare services contract

---

**RECOMMENDATION(S):**

APPROVE and AUTHORIZE the Employment and Human Services Director, or designee, to execute a contract with Martinez Early Childhood Center in an amount not to exceed \$206,040 to provide Early Head Start and Head Start Program Enhancement services for the period July 1, 2019 through June 30, 2020.

**FISCAL IMPACT:**

This contract is fully funded by a Federal grant from the Administration for Children and Families (Head Start Program) (CFDA 93.600). A County match is not required. The contract number is 38-483-19.

**BACKGROUND:**

Contra Costa County receives funds from the Administration for Children and Families (ACF) to provide Head Start program services to program eligible County residents. The Department, in turn, contracts with a number of community-based organizations to provide a wider distribution of services. This contract is to provide Early Head Start and Head Start program enhancement services to 56 children through this partnership.

**CONSEQUENCE OF NEGATIVE ACTION:**

If not approved, County will not be able to more widely distribute childcare availability through partnership with community based agencies.

---

☒ APPROVE

☐ OTHER

☒ RECOMMENDATION OF CNTY ADMINISTRATOR

☐ RECOMMENDATION OF BOARD COMMITTEE

---

Action of Board On: **09/17/2019** ☒ APPROVED AS RECOMMENDED ☐ OTHER

Clerks Notes:

**VOTE OF SUPERVISORS**

AYE: John Gioia, District I Supervisor  
Candace Andersen, District II Supervisor  
Diane Burgis, District III Supervisor  
Karen Mitchoff, District IV Supervisor  
Federal D. Glover, District V Supervisor

I hereby certify that this is a true and correct copy of an action taken and entered on the minutes of the Board of Supervisors on the date shown.

ATTESTED: September 17, 2019

David J. Twa, County Administrator and Clerk of the Board of Supervisors

By: Laura Cassell, Deputy

Contact: CSB (925) 681-6389

cc: Nasim Eghlima, Haydee Ilan

### CHILDREN'S IMPACT STATEMENT:

The Employment and Human Services Department Community Services Bureau supports three of Contra Costa County's community outcomes - Outcome 1: "Children Ready for and Succeeding in School," Outcome 3: "Families that are Economically Self-sufficient," and, Outcome 4: "Families that are Safe, Stable, and Nurturing." These outcomes are achieved by offering comprehensive services, including high quality early childhood education, nutrition, and health services to low-income children throughout Contra Costa County.





**Contra  
Costa  
County**

To: Board of Supervisors  
From: Kathy Gallagher, Employment & Human Services Director  
Date: September 17, 2019

Subject: 2019-20 First Baptist Church Kids' Castle, East Leland, and Belshaw Childcare Services Contract

---

**RECOMMENDATION(S):**

APPROVE and AUTHORIZE the Employment and Human Services Director, or designee, to execute a contract with First Baptist Church of Pittsburg, in an amount not to exceed \$1,857,070, to provide State Preschool, Pre-kindergarten Literacy, General Childcare and Development Programs, Head Start and Early Head Start services at Kids' Castle, East Leland, and Belshaw Children's Centers for the period July 1, 2019 through June 30, 2020.

**FISCAL IMPACT:**

The federal funded portion of this contract is in the amount of \$306,473 from Administration for Children and Families with CFDA No. 93.600 and represents 17% of contract total. The state funded portion of the contract is in the amount of \$1,550,597 from California Department of Education and represents 83% of contract total.

**BACKGROUND:**

Contra Costa County receives funds from the Administration for Children and Families (ACF) to provide Head Start and Early Head Start services to program eligible County residents. Contra Costa also receives funds from California Department of Education (CDE) to provide State Preschool and General Childcare

---

☒ APPROVE
 ☐ OTHER  
☒ RECOMMENDATION OF CNTY ADMINISTRATOR
 ☐ RECOMMENDATION OF BOARD COMMITTEE

---

Action of Board On: **09/17/2019** ☒ APPROVED AS RECOMMENDED ☐ OTHER

Clerks Notes:

**VOTE OF SUPERVISORS**

AYE: John Gioia, District I Supervisor  
 Candace Andersen, District II Supervisor  
 Diane Burgis, District III Supervisor  
 Karen Mitchoff, District IV Supervisor  
 Federal D. Glover, District V Supervisor

I hereby certify that this is a true and correct copy of an action taken and entered on the minutes of the Board of Supervisors on the date shown.

ATTESTED: September 17, 2019

David J. Twa, County Administrator and Clerk of the Board of Supervisors

By: Laura Cassell, Deputy

Contact: CSB 681-6346

cc: Nelly Ige, Haydee Ilan, Teresita Foster

**BACKGROUND: (CONT'D)**

services to program eligible County residents. The State requires an indemnification clause with County subcontractors wherein the subcontractor holds harmless the State and its officers for any losses.

In order to provide a wider distribution of services to County residents, the Department contracts with a number of community-based organizations. Approval of this contract will allow the provision of vital preschool and childcare services to program eligible children in East Contra Costa County.

**CONSEQUENCE OF NEGATIVE ACTION:**

If not approved, County will not be able to more widely distribute childcare availability through partnership with community based agencies.

**CHILDREN'S IMPACT STATEMENT:**

The Employment and Human Services Department Community Services Bureau supports three of Contra Costa County's community outcomes - Outcome 1: "Children Ready for and Succeeding in School," Outcome 3: "Families that are Economically Self-sufficient," and, Outcome 4: "Families that are Safe, Stable, and Nurturing." These outcomes are achieved by offering comprehensive services, including high quality early childhood education, nutrition, and health services to low-income children throughout Contra Costa County.



**Contra  
Costa  
County**

To: Board of Supervisors  
From: Kathy Gallagher, Employment & Human Services Director  
Date: September 17, 2019

Subject: 2019-20 First Baptist Church Fairgrounds and Lone Tree Childcare Services Contract

---

**RECOMMENDATION(S):**

APPROVE and AUTHORIZE the Employment and Human Services Director, or designee, to execute a contract with First Baptist Church of Pittsburg, California, in an amount not to exceed \$2,024,148 to provide childcare services at Fairgrounds and Lone Tree Children's Centers for the period July 1, 2019 through June 30, 2020.

**FISCAL IMPACT:**

The federal funded portion of this contract is \$440,526 from Administration for Children and Families, with CFDA No. 93.600 and represents 22% of contract total. The state funded portion is \$1,583,622 from California Department of Education and represents 78% of contract.

**BACKGROUND:**

Contra Costa County receives funds from the Administration for Children and Families (ACF) to provide Head Start and Early Head Start program services to program eligible County residents. County also receives funds from the California Department of Education (CDE) Child Development program for State Preschool and General Childcare and Development program services. The State requires an indemnification clause with County subcontractors wherein the subcontractor holds harmless the State and its officers

---

☒ APPROVE

☐ OTHER

☒ RECOMMENDATION OF CNTY ADMINISTRATOR

☐ RECOMMENDATION OF BOARD COMMITTEE

---

Action of Board On: **09/17/2019** ☒ APPROVED AS RECOMMENDED ☐ OTHER

Clerks Notes:

**VOTE OF SUPERVISORS**

AYE: John Gioia, District I Supervisor

Candace Andersen, District II  
Supervisor

Diane Burgis, District III  
Supervisor

Karen Mitchoff, District IV  
Supervisor

Federal D. Glover, District V  
Supervisor

I hereby certify that this is a true and correct copy of an action taken and entered on the minutes of the Board of Supervisors on the date shown.

ATTESTED: September 17, 2019

David J. Twa, County Administrator and Clerk of the Board of Supervisors

By: Laura Cassell, Deputy

Contact: CSB (925) 681-6346

cc: Nelly Ige, Haydee Ilan, Teresita Foster

**BACKGROUND: (CONT'D)**

for any losses.

Approval of this board order allows the continued provision of childcare services at Fairgrounds and Lone Tree Children's Centers for the period July 1, 2019 through June 30, 2020.

**CONSEQUENCE OF NEGATIVE ACTION:**

If not approved, County will not be able to more widely distribute childcare availability through partnership with community based agencies.

**CHILDREN'S IMPACT STATEMENT:**

The Employment and Human Services Department Community Services Bureau supports three of Contra Costa County's community outcomes - Outcome 1: "Children Ready for and Succeeding in School," Outcome 3: "Families that are Economically Self-sufficient," and, Outcome 4: "Families that are Safe, Stable, and Nurturing." These outcomes are achieved by offering comprehensive services, including high quality early childhood education, nutrition, and health services to low-income children throughout Contra Costa County.



**Contra  
Costa  
County**

To: Board of Supervisors  
From: Kathy Gallagher, Employment & Human Services Director  
Date: September 17, 2019

Subject: 2019-20 YMCA of the East Bay Childcare Services Contract

---

**RECOMMENDATION(S):**

APPROVE and AUTHORIZE the Employment & Human Services Director, or designee, to execute a contract with Young Men's Christian Association (YMCA) of the East Bay in an amount not to exceed \$967,632 to provide Head Start Program Enhancement services for the term July 1, 2019 through June 30, 2020.

**FISCAL IMPACT:**

This contract is entirely federally funded by Administration for Children and Families with CFDA No. 93.600. There are no County costs.

**BACKGROUND:**

Contra Costa County receives funds from the Administration for Children and Families (ACF) to provide Head Start and Early Head Start program services to program eligible County residents. The Department, in turn, contracts with a number of community-based organizations to provide a wider distribution of services. Approval of this contract will allow provision of 180 program slot / Head Start and Early Head Start services to program eligible children and families in Contra Costa County.

---

☒ APPROVE

☐ OTHER

☒ RECOMMENDATION OF CNTY ADMINISTRATOR

☐ RECOMMENDATION OF BOARD COMMITTEE

---

Action of Board On: **09/17/2019** ☒ APPROVED AS RECOMMENDED ☐ OTHER

Clerks Notes:

**VOTE OF SUPERVISORS**

AYE: John Gioia, District I Supervisor

Candace Andersen, District II  
Supervisor

Diane Burgis, District III  
Supervisor

Karen Mitchoff, District IV  
Supervisor

Federal D. Glover, District V  
Supervisor

I hereby certify that this is a true and correct copy of an action taken and entered on the minutes of the Board of Supervisors on the date shown.

ATTESTED: September 17, 2019

David J. Twa, County Administrator and Clerk of the Board of Supervisors

By: Laura Cassell, Deputy

Contact: CSB (925) 681-6346

cc: Nasim Eghlima, Haydee Ilan

**CONSEQUENCE OF NEGATIVE ACTION:**

If not approved, County will not be able to more widely distribute childcare availability through partnership with community based agencies.

**CHILDREN'S IMPACT STATEMENT:**

The Employment and Human Services Department Community Services Bureau supports three of Contra Costa County's community outcomes - Outcome 1: "Children Ready for and Succeeding in School," Outcome 3: "Families that are Economically Self-sufficient," and, Outcome 4: "Families that are Safe, Stable, and Nurturing." These outcomes are achieved by offering comprehensive services, including high quality early childhood education, nutrition, and health services to low-income children throughout Contra Costa County.



**Contra  
Costa  
County**

To: Board of Supervisors  
From: David Twa, County Administrator  
Date: September 17, 2019

Subject: MOUs with Contra Costa Superior Court for Facility Services

---

**RECOMMENDATION(S):**

APPROVE and AUTHORIZE the County Administrator, or designee, to execute two memorandums of understanding (MOUs), effective September 1, 2019, with the Superior Court of Contra Costa County in an amount not to exceed \$10,000 annually for custodial services and other facilities related services for space occupied in the Arnason Justice Center by the District Attorney's Office and Public Defender's Office.

**FISCAL IMPACT:**

100% General Fund, budgeted. The total ongoing annual cost is approximately \$2,250 split between the Public Defender's Office (\$1,300) and the District Attorney's Office (\$950). Additionally, the Public Defender's Office will have a one-time cost of \$7,000 to convert a room to restricted access.

**BACKGROUND:**

The County and the Judicial Council of California are currently parties to a revocable, exclusive license for the use of certain rooms within the Arnason Justice Center located at 1000 Center Drive, Pittsburg, California. The licensed premises are currently occupied by staff from the District Attorney's Office and the Public Defender's Office. This MOU will allow the county to receive facilities related services, such as janitorial and maintenance services, from the Superior Court of Contra Costa County for the occupied licensed spaces. This MOU includes mutual indemnification.

---

☒ APPROVE

☐ OTHER

☒ RECOMMENDATION OF CNTY ADMINISTRATOR

☐ RECOMMENDATION OF BOARD COMMITTEE

---

Action of Board On: **09/17/2019** ☒ APPROVED AS RECOMMENDED ☐ OTHER

Clerks Notes:

**VOTE OF SUPERVISORS**

AYE: John Gioia, District I Supervisor

Candace Andersen, District II  
Supervisor

Diane Burgis, District III  
Supervisor

Karen Mitchoff, District IV  
Supervisor

Federal D. Glover, District V  
Supervisor

I hereby certify that this is a true and correct copy of an action taken and entered on the minutes of the Board of Supervisors on the date shown.

ATTESTED: September 17, 2019

David J. Twa, County Administrator and Clerk of the Board of Supervisors

By: Stephanie Mello, Deputy

Contact: Paul Reyes, 335-1096



**Contra  
Costa  
County**

To: Board of Supervisors

From: TRANSPORTATION, WATER & INFRASTRUCTURE COMMITTEE

Date: September 17, 2019

Subject: ADOPT Resolution 2019/558: Waive state reimbursement for costs associated with implementing AB 1025 (Grayson): San Ramon Rail Corridor: Reimbursement

**RECOMMENDATION(S):**

ADOPT Resolution 2019/558, waiving any claim the County may have for reimbursement from the State for costs associated with implementing certain provisions of Assembly Bill 1025 (Grayson):

Transportation: California Transportation Commission: San Ramon Branch Corridor: Reimbursement (Iron Horse Relief).

**FISCAL IMPACT:**

AB 1025 relinquishes the State's right to require the County to reimburse the State for \$10.6 million in Iron Horse Corridor grant funding. The attached resolution waives any claim the County may have for reimbursement from the State for costs incurred by the County as a result of revising the bylaws of the Iron Horse Corridor Management Program Advisory Committee, as required by AB 1025. These County costs are minimal and can be incorporated into existing Committee activities with no impact on existing budgets.

☒ APPROVE

☐ OTHER

☒ RECOMMENDATION OF CNTY ADMINISTRATOR

☐ RECOMMENDATION OF BOARD COMMITTEE

Action of Board On: **09/17/2019** ☒ APPROVED AS RECOMMENDED ☐ OTHER

Clerks Notes:

**VOTE OF SUPERVISORS**

AYE: John Gioia, District I Supervisor  
Candace Andersen, District II Supervisor  
Diane Burgis, District III Supervisor  
Karen Mitchoff, District IV Supervisor  
Federal D. Glover, District V Supervisor

I hereby certify that this is a true and correct copy of an action taken and entered on the minutes of the Board of Supervisors on the date shown.

ATTESTED: September 17, 2019

David J. Twa, County Administrator and Clerk of the Board of Supervisors

By: Stephanie Mello, Deputy

Contact: John Cunningham  
(925)674-7833

cc: Carrie Ricci



## BACKGROUND:

In the 1980s, the California Transportation Commission (CTC) provided Contra Costa County three separate allocations from the Transit Capital Improvement Abandoned Railroad Right-of-Way Program to acquire, study and improve the San Ramon Branch Railroad Line. These allocations totaled roughly \$10.6 million as follows: a)

\$2 million in December, 1982; b) \$2.6 million in September, 1985; and c) \$6 million in July 1986. Each of the resolutions related to these allocations included the following language, "If Contra Costa County does not identify by June 30, 1989, a specific project for constructing a busway or exclusive mass transit guideway that uses the San Ramon Branch corridor, the County shall reimburse the State."

Following extensive study and citizen input, the County determined that constructing a busway or exclusive mass transit guideway that uses the San Ramon Branch corridor was infeasible and not the highest and best interest of the Corridor. Subsequently the Corridor was developed in to an active transportation corridor which houses the Iron Horse Regional Trail which is managed by the East Bay Regional Park District.

Assembly Bill (AB) 1025 (Grayson) "Transportation: California Transportation Commission: San Ramon Branch Corridor: reimbursement" will 1) eliminate County obligations to the state associated with the aforementioned legacy grants, and 2) define changes to the County's Iron Horse Corridor Management Program Advisory Committee.

Those changes include adding a seat for the Contra Costa Transportation Authority and establishing a mechanism to consider new mobility technology proposals. From the Legislative Counsel's Bill Summary:

*This bill would also require the County of Contra Costa to revise the bylaws of the Iron Horse Corridor Management Program Advisory Committee to: 1) include a seat for a Contra Costa Transportation Authority representative, 2) expand the management program elements to include a new, 7th element that considers proposals to study new and emerging mobility modes and technologies in the corridor, and 3) include a new task in the committee's work program to recommend a framework for acting on these proposals.*

### **Eligibility for State Reimbursement**

*By imposing new duties on local public officials, the bill would create a state-mandated local program.*

*The California Constitution requires the state to reimburse local agencies and school districts for certain costs mandated by the state. Statutory provisions establish procedures for making that reimbursement.*

*This bill would provide that, if the Commission on State Mandates determines that the bill contains costs mandated by the state, reimbursement for those costs shall be made pursuant to the statutory provisions noted above.*

The Department of Finance, in their analysis (attached) of the bill, mirror the Legislative Counsel's concerns relative to reimbursement costs:

## **Comments**

The Iron Horse Corridor Management Program Advisory Committee is an existing advisory body to the Board of Supervisors. The Committee is supported by the Public Works Department and the members are uncompensated volunteers comprised of Corridor stakeholders.

The changes to the Committee described above do not constitute a significant increase in demand on staff time or other costs that would require seeking reimbursement from the State or identification of any other additional funding. The changes can be accommodated in existing budgets as described below.

The addition of a CCTA seat will result in a one-time cost related to requesting a nomination from CCTA. The other two changes to the Committee are related to each other, 1) consider proposals to accommodate new mobility modes and technologies in the corridor and 2) develop a system to act on the proposals. These changes can be accommodated by the Committee and staff and assumed in to normal business without significantly impacting the existing workload and budget.

CONSEQUENCE OF NEGATIVE ACTION:

Not approving this resolution may compromise the success of AB 1025 (Grayson). If AB 1025 fails to be enacted, the County will continue to be exposed to a potential \$10.6 million obligation to the state associated with legacy grants received by the County in the 1980s.

CHILDREN'S IMPACT STATEMENT:

N/A

AGENDA ATTACHMENTS

Resolution 2019/558

Letter: 5-7-19 CountyTo Assembly: Waive Reimbursement re: AB1025

CA DeptOfFinance-AB1025 Analysis

AB1025(Grayson)IronHorse - Bill Text

MINUTES ATTACHMENTS

Signed Resolution No. 2019/558

**THE BOARD OF SUPERVISORS OF CONTRA COSTA COUNTY, CALIFORNIA**  
**and for Special Districts, Agencies and Authorities Governed by the Board**

Adopted this Resolution on 09/17/2019 by the following vote:

	<b>John Gioia</b>
	<b>Candace Andersen</b>
<b>AYE:</b>	<input checked="" type="checkbox"/> <b>Diane Burgis</b>
	<b>Karen Mitchoff</b>
	<b>Federal D. Glover</b>
<b>NO:</b>	<input type="checkbox"/>
<b>ABSENT:</b>	<input type="checkbox"/>
<b>ABSTAIN:</b>	<input type="checkbox"/>
<b>RECUSE:</b>	<input type="checkbox"/>



**Resolution No. 2019/558**

**Resolution of the Contra Costa County Board of Supervisors waiving any claims for reimbursement from the State for costs incurred by the County as a result of implementing requirements imposed by Assembly Bill 1025 (Grayson) Transportation: California Transportation Commission: San Ramon Branch Corridor: Reimbursement.**

WHEREAS, the California Transportation Commission, in the 1980s, allocated funding to Contra Costa County ("County") for the purpose of acquiring, studying, and improving the San Ramon Branch Rail Corridor ("Corridor") which was abandoned by the Southern Pacific Railroad in the 1970,

WHEREAS, those funding allocations obligated the County to implement certain specific projects (passenger rail or other mass transit in the Corridor) and if those projects were not implemented could result in the State requesting that the County return those allocations (totaling \$10.6 Million) to the State,

WHEREAS, the County in conducting the requisite, aforementioned studies found that implementing rail or other mass transit was not the highest and best use of the corridor, and subsequently pursued the development of the corridor for other uses including: active transportation (which improves access to mass transit, schools, and other activity centers), recreation, the housing of critical utilities, and the construction and implementation of the Iron Horse Regional Trail, an iconic and well-used multi-use facility managed by the East Bay Regional Park District,

WHEREAS, Assembly Member Timothy S. Grayson sponsored Assembly Bill (AB) 1025: "Transportation: California Transportation Commission: San Ramon Branch Corridor: Reimbursement", which if enacted relieves the County of any obligation to repay the aforementioned funding to the State,

WHEREAS, Section 2 of AB 1025 requires the County to revise the bylaws of the Iron Horse Corridor Management Program Advisory Committee (Committee) to include a seat for a representative of the Contra Costa Transportation Authority, consider proposals to study new and emerging mobility modes and technologies in the corridor, and recommend a framework for acting on these proposals,

WHEREAS, Section 3 of AB 1025 provides that if the Commission on State Mandates determines that AB 1025 contains costs mandated by the state, reimbursement for those costs shall be made pursuant to Part 7 (commencing with Section 17500) of Division 4 of Title 2 of the Government Code,

WHEREAS, the County itself proposed the revisions to the Committee, welcomes these obligations, and previously committed to not filing any claims for reimbursement from the State pursuant to Part 7 (commencing with Section 17500) of Division 4 of Title 2 of the Government Code,

WHEREAS, Contra Costa County wishes to reaffirm its commitment to waive any claim for reimbursement from the State for costs incurred by the County as a result of implementing the requirements imposed on the County by Section 2 of AB 1025,

NOW, THEREFORE, BE IT RESOLVED by the Board of Supervisors of Contra Costa County, State of California, as follows:

Contra Costa County hereby waives any claim it may have, pursuant to Part 7 (commencing with Section 17500) of Division 4 of Title 2 of the Government Code, for reimbursement from the State for costs incurred by the County as a result of implementing

the requirements imposed on the County by Section 2 of Assembly Bill 1025 (Grayson).

I hereby certify that this is a true and correct copy of an action taken and entered on the minutes of the Board of Supervisors on the date shown.

**Contact: John Cunningham (925)674-7833**

**ATTESTED: September 17, 2019**

David J. Twa, County Administrator and Clerk of the Board of Supervisors

By: Stephanie Mello, Deputy

**cc:** Carrie Ricci

**THE BOARD OF SUPERVISORS OF CONTRA COSTA COUNTY, CALIFORNIA**

**and for Special Districts, Agencies and Authorities Governed by the Board**

Adopted this Resolution on 09/17/2019 by the following vote:

**John Gioia**  
**Candace Andersen**  
**AYE:** ☒ **Diane Burgis**  
**Karen Mitchoff**  
**Federal D. Glover**  
**NO:** ☐  
**ABSENT:** ☐  
**ABSTAIN:** ☐  
**RECUSE:** ☐



**Resolution No. 2019/558**

**Resolution of the Contra Costa County Board of Supervisors waiving any claims for reimbursement from the State for costs incurred by the County as a result of implementing requirements imposed by Assembly Bill 1025 (Grayson) Transportation: California Transportation Commission: San Ramon Branch Corridor: Reimbursement.**

WHEREAS, the California Transportation Commission, in the 1980s, allocated funding to Contra Costa County ("County") for the purpose of acquiring, studying, and improving the San Ramon Branch Rail Corridor ("Corridor") which was abandoned by the Southern Pacific Railroad in the 1970,

WHEREAS, those funding allocations obligated the County to implement certain specific projects (passenger rail or other mass transit in the Corridor) and if those projects were not implemented could result in the State requesting that the County return those allocations (totaling \$10.6 Million) to the State,

WHEREAS, the County in conducting the requisite, aforementioned studies found that implementing rail or other mass transit was not the highest and best use of the corridor, and subsequently pursued the development of the corridor for other uses including: active transportation (which improves access to mass transit, schools, and other activity centers), recreation, the housing of critical utilities, and the construction and implementation of the Iron Horse Regional Trail, an iconic and well-used multi-use facility managed by the East Bay Regional Park District,

WHEREAS, Assembly Member Timothy S. Grayson sponsored Assembly Bill (AB) 1025: "Transportation: California Transportation Commission: San Ramon Branch Corridor: Reimbursement", which if enacted relieves the County of any obligation to repay the aforementioned funding to the State,

WHEREAS, Section 2 of AB 1025 requires the County to revise the bylaws of the Iron Horse Corridor Management Program Advisory Committee (Committee) to include a seat for a representative of the Contra Costa Transportation Authority, consider proposals to study new and emerging mobility modes and technologies in the corridor, and recommend a framework for acting on these proposals,

WHEREAS, Section 3 of AB 1025 provides that if the Commission on State Mandates determines that AB 1025 contains costs mandated by the state, reimbursement for those costs shall be made pursuant to Part 7 (commencing with Section 17500) of Division 4 of Title 2 of the Government Code,

WHEREAS, the County itself proposed the revisions to the Committee, welcomes these obligations, and previously committed to not filing any claims for reimbursement from the State pursuant to Part 7 (commencing with Section 17500) of Division 4 of Title 2 of the Government Code,

WHEREAS, Contra Costa County wishes to reaffirm its commitment to waive any claim for reimbursement from the State for costs incurred by the County as a result of implementing the requirements imposed on the County by Section 2 of AB 1025,

**NOW, THEREFORE, BE IT RESOLVED** by the Board of Supervisors of Contra Costa County, State of California, as follows:

Contra Costa County hereby waives any claim it may have, pursuant to Part 7 (commencing with Section 17500) of Division 4 of Title 2 of the Government Code, for reimbursement from the State for costs incurred by the County as a result of implementing the requirements imposed on the County by Section 2 of Assembly Bill 1025 (Grayson).

I hereby certify that this is a true and correct copy of an action taken and entered on the minutes of the Board of Supervisors on the date shown.

**ATTESTED: September 17, 2019**

David J. Twa, County Administrator and Clerk of the Board of Supervisors

*Stephanie Mello*  
By: Stephanie Mello, Deputy



Contact: John Cunningham (925)674-7833

cc: Carrie Ricci

## The Board of Supervisors

County Administration Building  
651 Pine Street, Room 106  
Martinez, California 94553-1293

John Gioia, 1<sup>st</sup> District  
Candace Andersen, 2<sup>nd</sup> District  
Diane Burgis, 3<sup>rd</sup> District  
Karen Mitchoff, 4<sup>th</sup> District  
Federal D. Glover, 5<sup>th</sup> District

## Contra Costa County



David Twa  
Clerk of the Board  
and  
County Administrator  
(925) 335-1900

May 7, 2019

Honorable Lorena Gonzalez, Chair  
Committee on Appropriations  
80<sup>th</sup> Assembly District  
State Capitol, Room 2114  
Sacramento, CA 94249-0080

SUBJECT: AB 1025 – Transportation: CTC: San Ramon Branch Corridor: Reimbursement

Dear Chair Gonzalez,

On behalf of the Contra Costa County Board of Supervisors, I am writing to express the County's support for Assembly Bill 1025 and to clarify the County's acceptance of obligations under the Bill. The Bill would result in the relinquishment of the state's rights relative to the San Ramon Branch Corridor (aka the "Iron Horse Regional Trail") in Contra Costa County. The Bill would also require the County to revise the bylaws of the Iron Horse Corridor Management Program Advisory Committee, expand the Management Program elements, and include a new task in the committee's Work Program, all to better equip the County to respond to the potential for new transportation technologies in the corridor.

The May 6, 2019 committee analysis indicates that a claim could be filed with the Commission on State Mandates for the administrative and operational requirements imposed on the County in the Bill. In addition to the analysis correctly assuming that the County supports the Bill, it is correct in stating that the County "...*would not file a claim for these costs with the Commission.*"

**The County welcomes the obligations in the bill and has no intention to file such a claim.**

If you have any questions or concerns, please don't hesitate to reach out to the County. Our staff and legislative advocate are available to provide assistance, John Cunningham, Principal Transportation Planner ([john.cunningham@dcd.cccounty.us](mailto:john.cunningham@dcd.cccounty.us), (925) 674-7833) and Mark Watts ([mwatts@swmconsult.com](mailto:mwatts@swmconsult.com), (916) 446-5508).

Thank you for your assistance with this important legislation.

Sincerely,

A handwritten signature in blue ink that reads "John Gioia".

John Gioia  
Chair  
Board of Supervisors

cc: Hon. Timothy S. Grayson

## DEPARTMENT OF FINANCE BILL ANALYSIS

**AMENDMENT DATE:** 03/26/2019  
**POSITION:** Oppose

**BILL NUMBER:** AB 1025  
**AUTHOR:** Grayson, Timothy

**BILL SUMMARY:** Transportation: California Transportation Commission: San Ramon Branch Corridor: reimbursement.

This bill relinquishes the State's rights to reimbursement from Contra Costa County for three separate allocations made to the County in the 1980s. The bill also makes minor changes to the Iron Horse Corridor Management Program Advisory Committee.

### FISCAL SUMMARY

This bill relinquishes the State's right to be reimbursed \$10.6 million from Contra Costa County. If the State is reimbursed by the County, the funds will go to the Public Transportation Account (PTA).

This bill may create a state-reimbursable mandate because it requires a new program or higher level of service to be provided by a local agency. However, Finance believes that any such mandate would be minor.

### COMMENTS

Finance is opposed to this bill because it results in \$10.6 million not going into the PTA for public transportation purposes that otherwise would, should the State decide to seek reimbursement.

In the 1980s, the California Transportation Commission provided Contra Costa County \$10.6 million through three separate allocations for the San Ramon Branch Railroad Line from the Transit Capital Improvement Abandoned Railroad Right-of-Way Program. Each of the allocations included the following language: "If Contra Costa County does not identify by June 30, 1989, a specific project for constructing a busway or exclusive mass transit guideway that uses the San Ramon Branch corridor, the County shall reimburse the State." The County later determined that the intended use of the funds was infeasible, and used them instead to develop the Iron Horse Regional Trail.

Because the County did not use the funds for their intended purpose, it is still legally required to reimburse the State \$10.6 million. This bill eliminates that reimbursement requirement.

The bill also makes minor changes to the Iron Horse Corridor Management Program Advisory Committee, including adding a seat to the Committee for a Contra Costa Transportation Authority representative and requiring that the Committee also consider proposals to study new and emerging mobility modes.

Analyst J. Moore	Date	Program Budget Manager Erika Li	Date
Department Deputy Director		Date	
Governor's Office:	By:	Date:	Position Approved _____ Position Disapproved _____
BILL ANALYSIS			Form DF-43 (Rev 03/95 Buff)

**BILL NUMBER**

AB 1025

	SO	(Fiscal Impact by Fiscal Year)							
Code/Department	LA	(Dollars in Thousands)							
Agency or Revenue	CO	PROP						Fund	
Type	RV	98	FC	2019-2020	FC	2020-2021	FC	2021-2022	Code
2660/Caltrans	LA	No	A	--	C	10,600	A	--	0046
<u>Fund Code</u>	<u>Title</u>								
0046	Public Transportation Account, STF								



AMENDED IN ASSEMBLY MARCH 26, 2019

CALIFORNIA LEGISLATURE—2019–20 REGULAR SESSION

## ASSEMBLY BILL

**No. 1025**

---

**Introduced by Assembly Member Grayson**

February 21, 2019

---

~~An act to amend Section 75221 of the Public Resources Code, relating to transportation. An act relating to transportation.~~

### LEGISLATIVE COUNSEL'S DIGEST

AB 1025, as amended, Grayson. ~~Transit and Intercity Rail Capital Program. Transportation: California Transportation Commission: San Ramon Branch Corridor: reimbursement.~~

*Existing law creates the California Transportation Commission, with various powers and duties relative to the programming of transportation capital projects and the allocation of funds to those projects, pursuant to the state transportation improvement program and various other transportation funding programs. Through certain commission resolutions, the commission allocated moneys appropriated to it in the 1980s from the Transportation Planning and Development Account to the County of Contra Costa for the acquisition of a specified right-of-way, and for associated projects, relating to the San Ramon Branch Corridor. Those resolutions require the county to reimburse the state if the county fails to meet specified conditions.*

*This bill would relinquish the rights of the state to reimbursement pursuant to those resolutions.*

*This bill would also require the County of Contra Costa to revise the bylaws of the Iron Horse Corridor Management Program Advisory Committee to: (1) include a seat for a Contra Costa Transportation Authority representative, (2) expand the management program elements*

to include a new, 7th element that considers proposals to study new and emerging mobility modes and technologies in the corridor, and (3) include a new task in the committee's work program to recommend a framework for acting on these proposals. The bill would also make findings and declarations in support of these requirements.

By imposing new duties on local public officials, the bill would create a state-mandated local program.

The California Constitution requires the state to reimburse local agencies and school districts for certain costs mandated by the state. Statutory provisions establish procedures for making that reimbursement.

This bill would provide that, if the Commission on State Mandates determines that the bill contains costs mandated by the state, reimbursement for those costs shall be made pursuant to the statutory provisions noted above.

Existing law establishes the Transit and Intercity Rail Capital Program to fund transformative capital improvements that will modernize California's intercity, commuter, and urban rail systems and bus and ferry transit systems to achieve certain policy objectives. Existing law prescribes the eligibility requirements for projects under the program.

This bill would make a nonsubstantive change to the provision related to project eligibility.

Vote: majority. Appropriation: no. Fiscal committee: ~~no~~-yes.  
State-mandated local program: ~~no~~-yes.

*The people of the State of California do enact as follows:*

- 1     SECTION 1. The Legislature finds and declares all of the
- 2     following:
- 3     (a) The Southern Pacific Railroad's San Ramon Branch Line
- 4     started service in 1891. That section of the rail line in the County
- 5     of Contra Costa extended 18.5 miles from the City of Concord to
- 6     the Alameda County line.
- 7     (b) In 1978, Southern Pacific Railroad received federal
- 8     permission to abandon the rail line. The line's railroad tracks
- 9     were removed over the following one to two years.
- 10    (c) The County of Contra Costa obtained \$10,579,000 in
- 11    Transportation Planning and Development Account (TP&D) grants
- 12    starting in 1982 to fund a feasibility study and pay for the partial
- 13    acquisition of the San Ramon Branch Corridor's right-of-way,

1 including a 1982 TP&D grant, MT-83-16, for \$2,000,000, a 1985  
2 TP&D grant, MT-86-1, for \$2,579,000, and a 1986 TP&D grant,  
3 MT-87-2, for \$6,000,000.

4 (d) The grants' requirements included (1) the conduct of a  
5 feasibility study with costs to be shared equally by state and  
6 nonstate sources, and (2) the planning and construction of a  
7 busway or exclusive mass transit guideway. The feasibility study  
8 investigated possible transportation improvements within the  
9 right-of-way and the Interstate Route 680 corridor between the  
10 Cities of Concord and Pleasanton.

11 (e) The County of Contra Costa raised some of the nonstate  
12 moneys necessary to purchase the right-of-way through the sale  
13 of easements to the Central Contra Costa Sanitary District and  
14 the Contra Costa County Flood Control District. The Contra Costa  
15 County Redevelopment Agency (RDA) also acquired portions of  
16 the right-of-way in the redevelopment area. The RDA used a  
17 portion of that right-of-way to construct bicycle and pedestrian  
18 access improvements, including a bridge exclusively for bicycles  
19 and pedestrians crossing over a major arterial that serves the  
20 Pleasant Hill/Contra Costa Centre Bay Area Rapid Transit (BART)  
21 station.

22 (f) In 1986 the County of Contra Costa entered into a license  
23 agreement with East Bay Regional Park District to operate a  
24 10-foot wide paved multiuse trail within the right-of-way called  
25 the "Iron Horse Regional Trail." On July 5, 2017, the East Bay  
26 Regional Park District's Board of Directors authorized an electric  
27 bicycle pilot program, for Class 1 and 2 E-bikes, on the Iron Horse  
28 Regional Trail. On October 18, 2017, the Contra Costa  
29 Transportation Authority appropriated \$350,000 in funds from  
30 Measure J, the local transportation sales tax initiative approved  
31 by the voters in November 2004, to conduct the Iron Horse Active  
32 Transportation Corridor Study.

33 (g) Due to a combination of an acute shortage of automobile  
34 parking at the Pleasant Hill/Contra Costa Centre BART station  
35 and the immediate proximity of the Iron Horse Regional Trail, a  
36 significant expansion of bicycle accommodation in the station area  
37 has taken place to improve BART station access. New  
38 accommodations include the installation of a 215-space secure  
39 bike station, the placement of a fleet of docked and dockless bikes,  
40 and improvements to the surrounding infrastructure to

1 *accommodate bikes. These investments concurrently rely on, and*  
2 *increase the usage of, the Iron Horse Regional Trail.*

3 *(h) When the County of Contra Costa purchased the*  
4 *right-of-way, water lines and a high pressure gas line were already*  
5 *in place in the right-of-way. The county has expanded access to*  
6 *utilities by authorizing the installation of a reclaimed waterline,*  
7 *a fiber optic line, sewer lines, and additional water lines.*

8 *(i) Consistent with requirements in the grants described in*  
9 *subdivision (c), the County of Contra Costa has identified, and*  
10 *restricted the use of, a 34-foot wide transit area throughout the*  
11 *right-of-way for a busway or exclusive mass transit guideway while*  
12 *continuing to use and manage the right-of-way, emphasizing active*  
13 *transportation projects and the general benefit to the public. The*  
14 *Board of Supervisors of the County of Contra Costa is advised on*  
15 *this use and management by the multijurisdictional Iron Horse*  
16 *Corridor Management Program Advisory Committee that is*  
17 *comprised of representatives from the community of Alamo, the*  
18 *City of Concord, the City of San Ramon, the Town of Danville, the*  
19 *City of Walnut Creek, and the City of Pleasant Hill, the board of*  
20 *supervisors, and the East Bay Regional Park District.*

21 *(j) The Iron Horse Regional Trail is one of the largest and oldest*  
22 *multiuse trails in the San Francisco Bay area, is the East Bay*  
23 *Regional Park District's most used trail, and has evolved into a*  
24 *cherished community element. The County of Contra Costa,*  
25 *through grant funding and project sponsors, constructed alternate*  
26 *trails in several sections of the right-of-way allowing walkers and*  
27 *joggers to use the right-of-way separately from faster moving*  
28 *cyclists and other wheeled modes of transportation.*

29 *(k) The County of Contra Costa receives requests from adjacent*  
30 *cities and companies to make improvements to the right-of-way.*  
31 *Approving the requests continues to be a challenge while*  
32 *maintaining the 34-foot wide clear area to accommodate the*  
33 *busway or exclusive mass transit guideway.*

34 *(l) While there is potential for emerging transportation*  
35 *technologies to be implemented in the corridor, a busway or*  
36 *exclusive mass transit guideway is no longer a best practice or*  
37 *appropriate use of the right-of-way. The right-of-way is used*  
38 *annually by over one million recreational users, commuters, and*  
39 *students for access to 11 schools, three BART stations that face*  
40 *severe parking shortages, numerous commercial and recreational*

1 activity centers, as well as other regional trails which together  
2 with the Iron Horse Trail form a sophisticated countywide active  
3 transportation network comprised of the Contra Costa Canal Trail  
4 and two other trails to which connections are planned, the  
5 Lafayette-Moraga Regional Trail and the Delta de Anza Regional  
6 Trail.

7 (m) With the evolution of new mobility technologies, including  
8 ride hailing, transportation network companies, autonomous  
9 vehicles, miscellaneous wheeled devices, and other “last mile”  
10 options, an investment in a busway or exclusive mass transit  
11 guideway in a corridor bounded by the BART commuter rail line  
12 in both the north, the Pittsburgh-Bay Point-SFO Line, and in the  
13 south, the Dublin-Pleasanton-Daly City Line, is unlikely to meet  
14 cost-benefit expectations.

15 (n) The construction of a busway or exclusive mass transit  
16 guideway is no longer operationally or financially viable due to  
17 the cost of developing these modes of transportation in compact,  
18 established communities with substantial density immediately  
19 adjacent to urban and suburban uses, and the corresponding  
20 density of road and trail crossings, the overwhelming presence of  
21 active mode users, and the status in the community of the corridor  
22 and trail as a linear park, recreational, and multiuse facility.

23 (o) Above and beyond the requirements to study and construct  
24 the busway or exclusive mass transit guideway, the Contra Costa  
25 Transportation Authority has conducted comprehensive analyses  
26 in the broader travel corridor, the “I-680 Investment Options  
27 Analysis” (2003) and the “I-680 Transit Investment/Congestion  
28 Relief Options Study” (2015). Neither effort recommended the use  
29 of the Iron Horse right-of-way as a viable option to address  
30 congestion on I-680. With the rapid emergence of new mobility  
31 options, an update to these prior studies is warranted.

32 (p) The County of Contra Costa remains committed to  
33 continuing its good faith effort in working with corridor-adjacent  
34 cities and the Contra Costa Transportation Authority, to  
35 collaboratively invest, study, and develop the corridor for the  
36 public benefit, including the examination of new transportation  
37 modes and technologies as they evolve. This commitment is  
38 evidenced by the Iron Horse Active Transportation Corridor Study  
39 currently underway. The study includes an examination of the  
40 accommodation of shared autonomous vehicles. Study oversight

1 includes representatives from the Contra Costa Transportation  
2 Authority, corridor cities, and the East Bay Regional Park District.

3 SEC. 2. (a) The County of Contra Costa shall do both of the  
4 following:

5 (1) Revise the bylaws of the Iron Horse Corridor Management  
6 Program Advisory Committee to include a seat for a Contra Costa  
7 Transportation Authority representative and expand the  
8 management program elements to include a new, seventh element  
9 that considers proposals to study new and emerging mobility modes  
10 and technologies in the corridor.

11 (2) Include a new task in the committee's work program to  
12 recommend a framework for acting on the proposals.

13 (b) The state hereby relinquishes the rights to reimbursement  
14 established pursuant to the following California Transportation  
15 Commission resolutions relating to the San Ramon Branch  
16 Corridor: Resolution MT-83-16 (December 17, 1982), TP&D  
17 Abandoned Railroad Right-of-Way Program, Resolution MT-86-1  
18 (September 1985), TP&D Transit Capital Improvement Funding,  
19 Resolution MT-87-2 (July 1986), and TP&D Abandoned Railroad  
20 Right-of-Way Program.

21 SEC. 3. If the Commission on State Mandates determines that  
22 this act contains costs mandated by the state, reimbursement to  
23 local agencies and school districts for those costs shall be made  
24 pursuant to Part 7 (commencing with Section 17500) of Division  
25 4 of Title 2 of the Government Code.

26 SECTION 1. ~~Section 75221 of the Public Resources Code is~~  
27 ~~amended to read:~~

28 ~~75221. (a) Projects eligible for funding under the program~~  
29 ~~include, but are not limited to, all of the following:~~

30 ~~(1) Rail capital projects, including acquisition of rail cars and~~  
31 ~~locomotives, that expand, enhance, and improve existing rail~~  
32 ~~systems and connectivity to existing and future transit systems,~~  
33 ~~including the high-speed rail system.~~

34 ~~(2) Intercity, commuter, and urban rail projects that increase~~  
35 ~~service levels, improve reliability, or decrease travel times,~~  
36 ~~including infrastructure access payments to host railroads in lieu~~  
37 ~~of capital investments.~~

38 ~~(3) Rail, bus, and ferry integration implementation, including,~~  
39 ~~but not limited to, integrated ticketing and scheduling systems,~~

1 ~~shared-use corridors, related planning efforts, and other service~~  
2 ~~integration initiatives.~~

3 ~~(4) Bus rapid transit and other bus and ferry transit investments~~  
4 ~~to increase ridership and reduce greenhouse gas emissions.~~

5 ~~(b) In order to be eligible for funding under the program, a~~  
6 ~~project shall demonstrate that it will achieve a reduction in~~  
7 ~~emissions of greenhouse gases. In selecting projects for funding,~~  
8 ~~the Transportation Agency shall consider the extent to which a~~  
9 ~~project reduces emissions of greenhouse gases.~~

10 ~~(c) The program shall have a programmatic goal of providing~~  
11 ~~at least 25 percent of available funding to projects benefiting~~  
12 ~~disadvantaged communities, consistent with the objectives of~~  
13 ~~Chapter 830 of the Statutes of 2012.~~

14 ~~(d) In evaluating grant applications for funding, the~~  
15 ~~Transportation Agency shall consider all of the following:~~

16 ~~(1) The cobenefits of projects that support the implementation~~  
17 ~~of sustainable communities strategies through one or more of the~~  
18 ~~following:~~

19 ~~(A) Reducing vehicle miles traveled from automobiles and the~~  
20 ~~number of automobile trips through growth in transit ridership.~~

21 ~~(B) Promoting housing development in the vicinity of rail~~  
22 ~~stations and major transit centers.~~

23 ~~(C) Expanding existing rail and public transit systems.~~

24 ~~(D) Enhancing the connectivity, integration, and coordination~~  
25 ~~of the state's various transit systems, including, but not limited to,~~  
26 ~~regional and local transit systems and the high-speed rail system.~~

27 ~~(E) Implementing clean vehicle technology.~~

28 ~~(F) Promoting active transportation.~~

29 ~~(G) Improving public health.~~

30 ~~(2) The project priorities developed through the collaboration~~  
31 ~~of two or more rail operators and any memoranda of understanding~~  
32 ~~between state agencies and local or regional rail operators.~~

33 ~~(3) Geographic equity.~~

34 ~~(4) Consistency with an adopted sustainable communities~~  
35 ~~strategy or, if a sustainable strategy is not required for a region by~~  
36 ~~law, a regional plan that includes policies and programs to reduce~~  
37 ~~emissions of greenhouse gases.~~

38 ~~(5) The extent to which a project has supplemental funding~~  
39 ~~committed to it from other nonstate sources.~~

40 ~~(6) The extent to which the project will increase transit ridership.~~

- 1     ~~(e) Eligible applicants under the program shall be public~~  
2     ~~agencies, including joint powers agencies, that operate or have~~  
3     ~~planning responsibility for existing or planned regularly scheduled~~  
4     ~~intercity or commuter passenger rail service, urban rail transit~~  
5     ~~service, or bus or ferry transit service.~~  
6     ~~(f) A recipient of moneys under the program may combine~~  
7     ~~funding from the program with other state funding, including, but~~  
8     ~~not limited to, the State Transportation Improvement Program, the~~  
9     ~~Low Carbon Transit Operations Program, the State Air Resources~~  
10    ~~Board clean vehicle program, and state transportation bond funds.~~





**Contra  
Costa  
County**

To: Board of Supervisors  
From: David Twa, County Administrator  
Date: September 17, 2019

Subject: Brentwood Union School District General Obligation Bonds, Election of 2016, Series 2019

---

**RECOMMENDATION(S):**

ADOPT Resolution No. 2019/547 authorizing the issuance and sale of "Brentwood Union School District General Obligation Bonds, Election of 2016, Series 2019" in an amount not to exceed \$20,000,000 by the Brentwood Union School District on its own behalf pursuant to Section 15140(b) of the Education Code.

**FISCAL IMPACT:**

There is no fiscal impact to the County.

**BACKGROUND:**

The Brentwood Union School District intends to issue General Obligation bonds to fund capital improvements throughout the District. The District has requested that the Board of Supervisors adopt a resolution authorizing the direct issuance and sale of bonds by the District on its own behalf as authorized by Section 15140(b) of the Education Code.

The District adopted a resolution on September 11, 2019 authorizing the sale and issuance of the bonds (copy attached). This issuance was approved by the voters as part of a \$158,000,000 bond measure listed on the June 7, 2016 ballot.

---

☒ APPROVE

☐ OTHER

☒ RECOMMENDATION OF CNTY ADMINISTRATOR

☐ RECOMMENDATION OF BOARD COMMITTEE

---

Action of Board On: **09/17/2019** ☒ APPROVED AS RECOMMENDED ☐ OTHER

Clerks Notes:

**VOTE OF SUPERVISORS**

AYE: John Gioia, District I Supervisor  
Candace Andersen, District II Supervisor  
Diane Burgis, District III Supervisor  
Karen Mitchoff, District IV Supervisor  
Federal D. Glover, District V Supervisor

I hereby certify that this is a true and correct copy of an action taken and entered on the minutes of the Board of Supervisors on the date shown.

ATTESTED: September 17, 2019

David J. Twa, County Administrator and Clerk of the Board of Supervisors

By: Stephanie Mello, Deputy

Contact: Timothy Ewell,  
925-335-1036

cc:

CONSEQUENCE OF NEGATIVE ACTION:

Without the Contra Costa County Board of Supervisors authorization, the School District would not be able to issue the bonds as proposed.

CHILDREN'S IMPACT STATEMENT:

The recommendation supports the following Children's Report Card outcome: Communities that are Safe and Provide a High Quality of Life for Children and Families.

AGENDA ATTACHMENTS

Resolution 2019/547

Resolution No. 2019/547 - Clerk's Certificate

District Resolution

MINUTES ATTACHMENTS

Signed Resolution No. 2019/547

Signed Resolution No. 2019/547 - Clerk's Certificate

**THE BOARD OF SUPERVISORS OF CONTRA COSTA COUNTY, CALIFORNIA**

**and for Special Districts, Agencies and Authorities Governed by the Board**

Adopted this Resolution on 09/17/2019 by the following vote:

**John Gioia**  
**Candace Andersen**  
**AYE:** ☒ **Diane Burgis**  
**Karen Mitchoff**  
**Federal D. Glover**

**NO:** ☐

**ABSENT:** ☐

**ABSTAIN:** ☐

**RECUSE:** ☐



**Resolution No. 2019/547**

**RESOLUTION AUTHORIZING THE BRENTWOOD UNION SCHOOL DISTRICT TO ISSUE ITS BRENTWOOD UNION SCHOOL DISTRICT (CONTRA COSTA COUNTY, CALIFORNIA), GENERAL OBLIGATION BONDS, ELECTION OF 2016, SERIES 2019, IN AN AGGREGATE PRINCIPAL AMOUNT NOT TO EXCEED \$20,000,000 WITHOUT FURTHER ACTION OF THE BOARD OF SUPERVISORS OR OFFICERS OF THE COUNTY**

**RESOLVED**, by the Board of Supervisors of the County of Contra Costa, State of California, that:

**WHEREAS**, an election was duly and regularly held in the Brentwood Union School District (the "District") on June 7, 2016, in accordance with Section 1(b)(3) of Article XIII A of the California Constitution, for the purpose of submitting a bond measure to the qualified electors of the District, authorizing the issuance of general obligation bonds in the aggregate principal amount of \$158,000,000 (the "Bonds"), and at least 55% of the votes cast were in favor of the issuance of the Bonds; and

**WHEREAS**, Sections 53506 and following of the California Government Code (the "Government Code"), including Section 53508.7 thereof, provide that a school district may issue and sell bonds on its own behalf at a private sale pursuant to Section 15140 and 15146 of the California Education Code (the "Education Code"); and

**WHEREAS**, Section 15140(b) of the Education Code provides that the board of supervisors of a county may authorize a school district over which the county superintendent of schools has jurisdiction, and which has not received a qualified or negative certification in its most recent interim report, to issue and sell bonds on its own behalf without further action of the board of supervisors or officers of the county; and

**WHEREAS**, the Board of Education of the District, a school district under the jurisdiction of the Superintendent of Schools of the County of Contra Costa, adopted on September 11, 2019, a resolution (the "District Resolution") providing for the issuance of its "Brentwood Union School District (Contra Costa County, California) General Obligation Bonds, Election of 2016, Series 2019," in an aggregate principal amount not to exceed \$20,000,000, in one or more series to be designated by the District (the "Series 2019 Bonds") pursuant to Section 53506 and following of the Government Code and additionally providing for the negotiated sale thereof pursuant to Sections 15140 and 15146 of the Education Code; and

**WHEREAS**, by said District Resolution, the District has requested that this Board of Supervisors (the "Board") of the County of Contra Costa (the "County") authorize the District on its own behalf to issue and sell the Series 2019 Bonds at a negotiated sale, all pursuant to Sections 53506 and following of the Government Code and Section 15140(b) of the Education Code and subject to the terms set forth in the District Resolution, and has represented and warranted to the Board that it has not received a qualified or negative certification in its most recent interim report;

**NOW THEREFORE, IT IS HEREBY DETERMINED AND ORDERED** as follows:

**Section 1. Recitals.** All of the above recitals are true and correct.

**Section 2. Authorization of District Issuance and Sale.** The Board hereby authorizes the issuance and private negotiated sale of the Series 2019 Bonds by the District on its own behalf, pursuant to the terms set forth in the District Resolution and as

authorized by and in full compliance with all applicable laws, including but not limited to Sections 15140 and 15146 of the Education Code, as permitted by Section 53508.7 of the Government Code, as determined by the District's bond counsel. This authorization shall only apply to the Series 2019 Bonds authorized to be issued by said District Resolution.

**Section 3. Purpose.** The purpose of this action is to permit the District to sell its Series 2019 Bonds in the manner that the District determines is in its best interests and the best interests of its taxpayers, as provided in the District Resolution.

**Section 4. District Responsibilities.** Pursuant to Section 15140(c) of the Education Code, the Board of Education of the District shall transmit the District Resolution and a copy of the final debt service schedule for the Series 2019 Bonds, reflecting the principal amounts and interest rates of such Series 2019 Bonds as determined in the sale thereof, to the Treasurer-Tax Collector of the County (the "County Treasurer") and to the County Controller (the "County Controller"), forthwith after the sale of the Series 2019 Bonds, and in any event no later than the date reasonably requested by such officers, in order to permit the County to establish tax rates and necessary funds or accounts for the Series 2019 Bonds.

**Section 5. County Responsibilities.** (a) The County, including the officers thereof and this Board of Supervisors, assumes no responsibility for any of the proceedings following the adoption of this Resolution which involve or result in the sale and issuance of the Series 2019 Bonds, including but not limited to, any proceedings for the sale and issuance of the Series 2019 Bonds or the validity of the Series 2019 Bonds. (b) The County levies and collects taxes, pays principal and interest on the Series 2019 Bonds when due, and holds the bond proceeds and tax funds for the Series 2019 Bonds that have been duly issued and sold by the District, as otherwise required by law. (c) The County, including the officers and employees thereof and this Board of Supervisors, assumes no responsibility for establishing a tax rate for any new issue of bonds in any year in which the information required by Section 4 hereof to be delivered to the County officers is delivered later than the deadline established by such officers in order to permit compliance with Government Code Section 29100 and following. (d) Except as otherwise provided by this Resolution and by law, neither the County, this Board or any officers, officials or employees of the County shall have any liability hereunder or by reason hereof or in connection with the transactions contemplated hereby and the Series 2019 Bonds shall be payable solely from tax proceeds available therefor as set forth in this Section 5.

**Section 6. Indemnification of County.** The County acknowledges and relies upon the fact that the District has represented that it shall indemnify and hold harmless, to the extent permitted by law, the County and its officers and employees ("Indemnified Parties"), against any and all losses, claims, damages or liabilities, joint or several, to which such Indemnified Parties may become subject because of action or inaction related to the adoption of this Resolution, or related to the proceedings for sale, award, issuance and delivery of the Series 2019 Bonds in accordance herewith and with the District Resolution and that the District shall also reimburse any such Indemnified Parties for any legal or other expenses incurred in connection with investigating or defending any such claims or actions.

**Section 7. Limited Responsibility for Official Statement.** Neither this Board of Supervisors nor any officer of the County has prepared or reviewed the official statement of the District describing the Series 2019 Bonds (the "Official Statement"), and this Board of Supervisors and the various officers of the County take no responsibility for the contents or distribution thereof; provided, however, that solely with respect to a section contained or to be contained therein describing the County's investment policy, current portfolio holdings and valuation procedures, as they may relate to funds of the District held by the County Treasurer, the County Treasurer is hereby authorized and directed to prepare and review such information for inclusion in the District's Official Statement and in a preliminary Official Statement, and to certify in writing prior to or upon the issuance of the Series 2019 Bonds that the information contained in such section does not contain any untrue statement of a material fact or omit to state any material fact necessary in order to make the statements made therein, in the light of the circumstances under which they are made, not misleading.

**Section 8. Limited Liability.** Notwithstanding anything to the contrary contained herein, in the Series 2019 Bonds or in any other document mentioned herein, neither the County nor the Board shall have any liability hereunder or by reason hereof or in connection with the transactions contemplated hereby, and the Series 2019 Bonds shall be payable solely from tax proceeds and any other moneys of the District available therefore as set forth in the District Resolution and herein. This provision in no manner limits the obligations of the County to levy, collect and hold property taxes for the Series 2019 Bonds as required by law.

**Section 9. Delivery of Resolution.** The Clerk of the Board of Supervisors is hereby directed to deliver a copy of this Resolution to the Superintendent of the District.

**Section 10. Effective Date:** This Resolution shall take effect from and after its adoption.

I hereby certify that this is a true and correct copy of an action taken and entered on the minutes of the Board of Supervisors on the date shown.

**ATTESTED: September 17, 2019**

**Contact: Timothy Ewell. 925-335-1036**

----- ✓ -----  
David J. Twa, County Administrator and Clerk of the Board of Supervisors

By: Stephanie Mello, Deputy

**cc:**

**THE BOARD OF SUPERVISORS OF CONTRA COSTA COUNTY, CALIFORNIA**

**and for Special Districts, Agencies and Authorities Governed by the Board**

Adopted this Resolution on 09/17/2019 by the following vote:

**AYE:** ☒ 5 **John Gioia**  
**Candace Andersen**  
**Diane Burgis**  
**Karen Mitchoff**  
**Federal D. Glover**

**NO:** ☐

**ABSENT:** ☐

**ABSTAIN:** ☐

**RECUSE:** ☐



**Resolution No. 2019/547**

**RESOLUTION AUTHORIZING THE BRENTWOOD UNION SCHOOL DISTRICT TO ISSUE ITS BRENTWOOD UNION SCHOOL DISTRICT (CONTRA COSTA COUNTY, CALIFORNIA), GENERAL OBLIGATION BONDS, ELECTION OF 2016, SERIES 2019, IN AN AGGREGATE PRINCIPAL AMOUNT NOT TO EXCEED \$20,000,000 WITHOUT FURTHER ACTION OF THE BOARD OF SUPERVISORS OR OFFICERS OF THE COUNTY**

**RESOLVED**, by the Board of Supervisors of the County of Contra Costa, State of California, that:

**WHEREAS**, an election was duly and regularly held in the Brentwood Union School District (the "District") on June 7, 2016, in accordance with Section 1(b)(3) of Article XIII A of the California Constitution, for the purpose of submitting a bond measure to the qualified electors of the District, authorizing the issuance of general obligation bonds in the aggregate principal amount of \$158,000,000 (the "Bonds"), and at least 55% of the votes cast were in favor of the issuance of the Bonds; and

**WHEREAS**, Sections 53506 and following of the California Government Code (the "Government Code"), including Section 53508.7 thereof, provide that a school district may issue and sell bonds on its own behalf at a private sale pursuant to Section 15140 and 15146 of the California Education Code (the "Education Code"); and

**WHEREAS**, Section 15140(b) of the Education Code provides that the board of supervisors of a county may authorize a school district over which the county superintendent of schools has jurisdiction, and which has not received a qualified or negative certification in its most recent interim report, to issue and sell bonds on its own behalf without further action of the board of supervisors or officers of the county; and

**WHEREAS**, the Board of Education of the District, a school district under the jurisdiction of the Superintendent of Schools of the County of Contra Costa, adopted on September 11, 2019, a resolution (the "District Resolution") providing for the issuance of its "Brentwood Union School District (Contra Costa County, California) General Obligation Bonds, Election of 2016, Series 2019," in an aggregate principal amount not to exceed \$20,000,000, in one or more series to be designated by the District (the "Series 2019 Bonds") pursuant to Section 53506 and following of the Government Code and additionally providing for the negotiated sale thereof pursuant to Sections 15140 and 15146 of the Education Code; and

**WHEREAS**, by said District Resolution, the District has requested that this Board of Supervisors (the "Board") of the County of Contra Costa (the "County") authorize the District on its own behalf to issue and sell the Series 2019 Bonds at a negotiated sale, all pursuant to Sections 53506 and following of the Government Code and Section 15140(b) of the Education Code and subject to the terms set forth in the District Resolution, and has represented and warranted to the Board that it has not received a qualified or negative certification in its most recent interim report;

**NOW THEREFORE, IT IS HEREBY DETERMINED AND ORDERED** as follows:

**Section 1. Recitals.** All of the above recitals are true and correct.

**Section 2. Authorization of District Issuance and Sale.** The Board hereby authorizes the issuance and private negotiated sale of the Series 2019 Bonds by the District on its own behalf, pursuant to the terms set forth in the District Resolution and as authorized by and in full compliance with all applicable laws, including but not limited to Sections 15140 and 15146 of the Education Code, as permitted by Section 53508.7 of the Government Code, as determined by the District's bond counsel. This authorization shall only apply to the Series 2019 Bonds authorized to be issued by said District Resolution.



**Section 3. Purpose.** The purpose of this action is to permit the District to sell its Series 2019 Bonds in the manner that the District determines is in its best interests and the best interests of its taxpayers, as provided in the District Resolution.

**Section 4. District Responsibilities.** Pursuant to Section 15140(c) of the Education Code, the Board of Education of the District shall transmit the District Resolution and a copy of the final debt service schedule for the Series 2019 Bonds, reflecting the principal amounts and interest rates of such Series 2019 Bonds as determined in the sale thereof, to the Treasurer-Tax Collector of the County (the "County Treasurer") and to the County Controller (the "County Controller"), forthwith after the sale of the Series 2019 Bonds, and in any event no later than the date reasonably requested by such officers, in order to permit the County to establish tax rates and necessary funds or accounts for the Series 2019 Bonds.

**Section 5. County Responsibilities.** (a) The County, including the officers thereof and this Board of Supervisors, assumes no responsibility for any of the proceedings following the adoption of this Resolution which involve or result in the sale and issuance of the Series 2019 Bonds, including but not limited to, any proceedings for the sale and issuance of the Series 2019 Bonds or the validity of the Series 2019 Bonds. (b) The County levies and collects taxes, pays principal and interest on the Series 2019 Bonds when due, and holds the bond proceeds and tax funds for the Series 2019 Bonds that have been duly issued and sold by the District, as otherwise required by law. (c) The County, including the officers and employees thereof and this Board of Supervisors, assumes no responsibility for establishing a tax rate for any new issue of bonds in any year in which the information required by Section 4 hereof to be delivered to the County officers is delivered later than the deadline established by such officers in order to permit compliance with Government Code Section 29100 and following. (d) Except as otherwise provided by this Resolution and by law, neither the County, this Board or any officers, officials or employees of the County shall have any liability hereunder or by reason hereof or in connection with the transactions contemplated hereby and the Series 2019 Bonds shall be payable solely from tax proceeds available therefor as set forth in this Section 5.

**Section 6. Indemnification of County.** The County acknowledges and relies upon the fact that the District has represented that it shall indemnify and hold harmless, to the extent permitted by law, the County and its officers and employees ("Indemnified Parties"), against any and all losses, claims, damages or liabilities, joint or several, to which such Indemnified Parties may become subject because of action or inaction related to the adoption of this Resolution, or related to the proceedings for sale, award, issuance and delivery of the Series 2019 Bonds in accordance herewith and with the District Resolution and that the District shall also reimburse any such Indemnified Parties for any legal or other expenses incurred in connection with investigating or defending any such claims or actions.

**Section 7. Limited Responsibility for Official Statement.** Neither this Board of Supervisors nor any officer of the County has prepared or reviewed the official statement of the District describing the Series 2019 Bonds (the "Official Statement"), and this Board of Supervisors and the various officers of the County take no responsibility for the contents or distribution thereof; provided, however, that solely with respect to a section contained or to be contained therein describing the County's investment policy, current portfolio holdings and valuation procedures, as they may relate to funds of the District held by the County Treasurer, the County Treasurer is hereby authorized and directed to prepare and review such information for inclusion in the District's Official Statement and in a preliminary Official Statement, and to certify in writing prior to or upon the issuance of the Series 2019 Bonds that the information contained in such section does not contain any untrue statement of a material fact or omit to state any material fact necessary in order to make the statements made therein, in the light of the circumstances under which they are made, not misleading.

**Section 8. Limited Liability.** Notwithstanding anything to the contrary contained herein, in the Series 2019 Bonds or in any other document mentioned herein, neither the County nor the Board shall have any liability hereunder or by reason hereof or in connection with the transactions contemplated hereby, and the Series 2019 Bonds shall be payable solely from tax proceeds and any other moneys of the District available therefore as set forth in the District Resolution and herein. This provision in no manner limits the obligations of the County to levy, collect and hold property taxes for the Series 2019 Bonds as required by law.

**Section 9. Delivery of Resolution.** The Clerk of the Board of Supervisors is hereby directed to deliver a copy of this Resolution to the Superintendent of the District.

**Section 10. Effective Date:** This Resolution shall take effect from and after its adoption.

Contact: Timothy Ewell, 925-335-1036

I hereby certify that this is a true and correct copy of an action taken and entered on the minutes of the Board of Supervisors on the date shown.

ATTESTED: September 17, 2019

David J. Twa, County Administrator and Clerk of the Board of Supervisors

*Stephanie Mello*  
By: Stephanie Mello, Deputy



cc:

**CLERK'S CERTIFICATE**

I, \_\_\_\_\_, Deputy Clerk of the Board of Supervisors (the "Board") of the County of Contra Costa, do hereby certify that the attached is a full, true and correct copy of a resolution and order duly adopted at a regular meeting of the Board duly and regularly and legally held at the regular meeting place thereof on \_\_\_\_\_, 2019, and duly entered in the minutes of said meeting, of which meeting all the members of the Board had due notice and at which a quorum thereof was present.

An agenda of said meeting was posted at least 72 hours before said meeting at 651 Pine Street, Room 107, Martinez, California, a location freely accessible to members of the public, and a brief description of said resolution appeared on said agenda. A copy of said agenda is attached hereto.

I further certify that I have carefully compared the attached copy with the original minutes of said meeting on file and of record in my office. Said resolution has not been amended, modified or rescinded since the date of its adoption and the same is now in full force and effect.

WITNESS my hand this \_\_\_\_\_ day of \_\_\_\_\_, 2019.

\_\_\_\_\_  
Deputy Clerk of the Board of Supervisors  
County of Contra Costa



**CLERK'S CERTIFICATE**

I, Stephanie Mello, Deputy Clerk of the Board of Supervisors (the "Board") of the County of Contra Costa, do hereby certify that the attached is a full, true and correct copy of a resolution and order duly adopted at a regular meeting of the Board duly and regularly and legally held at the regular meeting place thereof on 9/17, 2019, and duly entered in the minutes of said meeting, of which meeting all the members of the Board had due notice and at which a quorum thereof was present.

An agenda of said meeting was posted at least 72 hours before said meeting at 651 Pine Street, Room 107, Martinez, California, a location freely accessible to members of the public, and a brief description of said resolution appeared on said agenda. A copy of said agenda is attached hereto.

I further certify that I have carefully compared the attached copy with the original minutes of said meeting on file and of record in my office. Said resolution has not been amended, modified or rescinded since the date of its adoption and the same is now in full force and effect.

WITNESS my hand this 17<sup>th</sup> day of September 2019.

Stephanie Mello  
Deputy Clerk of the Board of Supervisors  
County of Contra Costa

## RESOLUTION NO. 2019-15

### **RESOLUTION OF THE BOARD OF EDUCATION OF THE BRENTWOOD UNION SCHOOL DISTRICT AUTHORIZING THE ISSUANCE AND SALE OF NOT TO EXCEED \$20,000,000 AGGREGATE PRINCIPAL AMOUNT OF BONDS OF BRENTWOOD UNION SCHOOL DISTRICT, BY A NEGOTIATED SALE PURSUANT TO A BOND PURCHASE AGREEMENT, PRESCRIBING THE TERMS OF SALE, APPROVING THE FORM OF AND AUTHORIZING THE EXECUTION AND DELIVERY OF A BOND PURCHASE AGREEMENT AND A CONTINUING DISCLOSURE CERTIFICATE, APPROVING THE FORM OF AND AUTHORIZING THE DISTRIBUTION OF AN OFFICIAL STATEMENT FOR THE BONDS, AND AUTHORIZING THE EXECUTION OF NECESSARY DOCUMENTS AND CERTIFICATES AND RELATED ACTIONS**

**WHEREAS**, an election was duly called and regularly held in the Brentwood Union School District (the “District”), located in the County of Contra Costa, California (the “County”), on June 7, 2016, at which the following proposition (as abbreviated pursuant to Section 13247 of the California Elections Code) was submitted to the electors of the District (the “Bond Measure”):

*“To provide Brentwood students with 21st century classrooms, upgrade libraries and science labs, improve school safety and security, expand access to classroom technology for students and teachers, renovate and modernize older schools in the District, build a new elementary school, and replace, acquire, construct and renovate school facilities, shall the Brentwood Union School District issue \$158,000,000 in bonds, at legal interest rates, with an independent citizens’ oversight committee and no funds spent on administrators salaries?”*

and

**WHEREAS**, passage of said proposition required at least a 55% affirmative vote of the votes cast therein, and at least 55% of the votes cast on said proposition were in favor of issuing said bonds; and

**WHEREAS**, on December 28, 2016, pursuant to the Bond Measure and Resolution No. 2016-21 of the Board of Education (the “Board of Education”) of the District adopted on October 26, 2016, a portion of said bonds, designated the “Brentwood Union School District (Contra Costa County, California) General Obligation Bonds, Election of 2016, Series 2016,” in the aggregate principal amount of \$25,000,000, was issued and sold, leaving \$133,000,000 aggregate principal amount authorized but unissued under the Bond Measure; and

**WHEREAS**, at this time, the Board of Education deems it necessary and desirable to authorize and consummate the sale of an additional portion of the bonds, designated the “Brentwood Union School District (Contra Costa County, California) General Obligation Bonds, Election of 2016, Series 2019” (the “Series 2019 Bonds”), with such additional or other series or

subseries designations as may be approved as herein provided, in an aggregate principal amount not exceeding \$20,000,000, for purposes of financing projects authorized to be financed under the Bond Measure, according to the terms and in the manner hereinafter set forth; and

**WHEREAS**, Sections 53506 and following of the California Government Code (the “Government Code”), including Section 53508.7 thereof, provide that a school district may issue and sell bonds on its own behalf at a private or negotiated sale pursuant to Sections 15140 and 15146 of the California Education Code (the “Education Code”); and

**WHEREAS**, Section 15140(b) of the Education Code provides that the board of supervisors of a county may authorize a school district in the county to issue and sell its own bonds without the further action of the board of supervisors or officers of the county if said school district has not received a qualified or negative certification in its most recent interim report; and

**WHEREAS**, the District has not received a qualified or negative certification in its most recent interim report; and

**WHEREAS**, the Series 2019 Bonds shall be issued and sold by the District on its own behalf at a negotiated sale pursuant to authorization to be obtained from the Board of Supervisors of the County (the “Board of Supervisors”); and

**WHEREAS**, the Board of Education has determined that securing the timely payment of the principal of and interest on the Series 2019 Bonds by obtaining a municipal bond insurance policy with respect thereto could be economically advantageous to the District; and

**WHEREAS**, a form of Bond Purchase Agreement (such Bond Purchase Agreement, in the form presented to this meeting, with such changes, insertions and omissions as are made pursuant to this Resolution, being referred to herein as the “Bond Purchase Agreement”) to purchase the Series 2019 Bonds proposed to be entered into with RBC Capital Markets, LLC, as underwriter (the “Underwriter”) has been prepared; and

**WHEREAS**, Rule 15c2-12 promulgated under the Securities Exchange Act of 1934 (“Rule 15c2-12”) requires that, in order to be able to purchase or sell the Series 2019 Bonds, the Underwriter must have reasonably determined that the issuer or other obligated person has undertaken in a written agreement or contract for the benefit of the holders of the Series 2019 Bonds to provide disclosure of certain financial and operating information and certain enumerated events on an ongoing basis; and

**WHEREAS**, in order to cause such requirement to be satisfied, the District desires to execute and deliver a Continuing Disclosure Certificate (such Continuing Disclosure Certificate, in the form presented to this meeting, with such changes, insertions and omissions as are made pursuant to this Resolution, being referred to herein as the “Continuing Disclosure Certificate”), a form of which has been prepared; and

**WHEREAS**, the Preliminary Official Statement to be distributed in connection with the public offering of the Series 2019 Bonds has been prepared (such Preliminary Official Statement, in the form presented to this meeting, with such changes, insertions and omissions as are made pursuant to this Resolution, being referred to herein as the “Preliminary Official Statement”); and

**WHEREAS**, Government Code Section 5852.1 requires that the Board of Education obtain from an underwriter, financial advisor or private lender and disclose, prior to authorization of the issuance of bonds with a term of greater than 13 months, good faith estimates of the following information in a meeting open to the public: (a) the true interest cost of the bonds, (b) the sum of all fees and charges paid to third parties with respect to the bonds, (c) the amount of proceeds of the bonds expected to be received net of the fees and charges paid to third parties and any reserves or capitalized interest paid or funded with proceeds of the bonds, and (d) the sum total of all debt service payments on the bonds calculated to the final maturity of the bonds plus the fees and charges paid to third parties not paid with the proceeds of the bonds; and

**WHEREAS**, in compliance with Government Code Section 5852.1, the Board of Education has obtained from KNN Public Finance, LLC, as financial advisor under Education Code Section 15146(b)(1)(C) and as municipal advisor under Section 15B of the Securities Exchange Act of 1934 (the "Municipal Advisor"), and from the Underwriter the required good faith estimates and such estimates are disclosed and set forth on Exhibit A attached hereto; and

**WHEREAS**, the District has previously adopted a local debt policy (the "Debt Management Policy") that complies with Government Code Section 8855(i), and the District's sale and issuance of the Series 2019 Bonds as contemplated by this Resolution is in compliance with the Debt Management Policy; and

**WHEREAS**, the Board of Education has been presented with the form of each document referred to herein relating to the financing contemplated hereby, and the Board of Education has examined each document and desires to approve, authorize and direct the execution of such documents and the consummation of such financing; and

**WHEREAS**, the District desires that the County levy and collect a tax on all taxable property within the District sufficient to provide for payment of the Series 2019 Bonds, and intends by the adoption of this Resolution to notify the Board of Supervisors of the County, the Auditor-Controller of the County, the Treasurer-Tax Collector of the County and other officials of the County that they should take such actions as shall be necessary to provide for the levy and collection of such a tax and payment of principal of and interest on the Series 2019 Bonds, all pursuant to Sections 15250 and 15251 of the Education Code; and

**WHEREAS**, all acts, conditions and things required by the Constitution and laws of the State of California to exist, to have happened and to have been performed precedent to and in connection with the consummation of the actions authorized hereby do exist, have happened and have been performed in regular and due time, form and manner as required by law, and the District is now duly authorized and empowered, pursuant to each and every requirement of law, to consummate such actions for the purpose, in the manner and upon the terms herein provided;

**NOW, THEREFORE, BE IT RESOLVED** by the Board of Education of the Brentwood Union School District, as follows:

**Section 1. Recitals.** All of the above recitals are true and correct and the Board of Education so finds.

**Section 2. Definitions.** Unless the context clearly otherwise requires, the terms defined in this Section shall, for all purposes of this Resolution, have the meanings specified herein, to be equally applicable to both the singular and plural forms of any of the terms herein defined.

**“Auditor-Controller”** means the Auditor-Controller of the County or any authorized deputy thereof.

**“Authorized Officers”** means the President of the Board of Education, or such other member of the Board of Education as the President may designate, the Superintendent of the District, the Chief Business Official of the District, or such other officer or employee of the District as the Superintendent may designate.

**“Board of Education”** means the Board of Education of the District.

**“Board of Supervisors”** means the Board of Supervisors of the County.

**“Bond Purchase Agreement”** means the Bond Purchase Agreement relating to the sale of the Series 2019 Bonds by and between the District and the Underwriter in accordance with the provisions hereof.

**“Bonds”** means all bonds, including refunding bonds, of the District heretofore or hereafter issued pursuant to voter approved measures of the District, including bonds approved by the voters of the District on March 4, 2003, and pursuant to the Bond Measure, as all such Bonds are required by State law to be paid from the interest and sinking fund.

**“Cede & Co.”** means Cede & Co., the nominee of DTC, and any successor nominee of DTC with respect to the Series 2019 Bonds.

**“Code”** means the Internal Revenue Code of 1986.

**“Continuing Disclosure Certificate”** means the Continuing Disclosure Certificate executed and delivered by the District relating to the Series 2019 Bonds.

**“County”** means the County of Contra Costa.

**“District”** means the Brentwood Union School District.

**“DTC”** means The Depository Trust Company, a limited-purpose trust company organized under the laws of the State of New York, and its successors as securities depository for the Series 2019 Bonds, including any such successor thereto appointed pursuant to Section 9 hereof.

**“Interest Payment Date”** means February 1 and August 1 of each year, commencing on February 1, 2020, or such other dates as may be set forth in the Bond Purchase Agreement.

**“Investment Agreement”** shall have the meaning set forth in Section 15 hereof.

**“Official Statement”** means the Official Statement of the District relating to the Series 2019 Bonds.

**“Opinion of Bond Counsel”** means an opinion of counsel of nationally recognized standing in the field of law relating to municipal bonds.

**“Owner”** means, with respect to any Series 2019 Bond, the person whose name appears on the Registration Books as the registered Owner thereof.

**“Paying Agent”** means The Bank of New York Mellon Trust Company, N.A., or any bank, trust company, national banking association or other financial institution appointed as Paying Agent to act as authenticating agent, bond registrar, transfer agent and paying agent for the Series 2019 Bonds in accordance with Section 8 hereof.

**“Preliminary Official Statement”** means the Preliminary Official Statement of the District relating to the Series 2019 Bonds.

**“Record Date”** means, with respect to any Interest Payment Date for the Series 2019 Bonds, the 15th day of the calendar month immediately preceding such Interest Payment Date, whether or not such day is a business day, or such other date or dates as may be set forth in the Bond Purchase Agreement.

**“Registration Books”** means the books for the registration and transfer of the Series 2019 Bonds maintained by the Paying Agent in accordance with Section 8(d) hereof.

**“Series 2019 Bonds”** means the bonds authorized and issued pursuant to this Resolution, in one or more series or subseries, designated the “Brentwood Union School District (Contra Costa County, California) General Obligation Bonds, Election of 2016, Series 2019,” with such additional or other series or subseries designations as may be approved as herein provided.

**“State”** means the State of California.

**“Tax Certificate”** means the Tax Certificate with respect to the Series 2019 Bonds not issued as Taxable Bonds, executed by the District, dated the date of issuance of such Series 2019 Bonds.

**“Tax-Exempt”** means, with respect to interest on any obligations of a state or local government, that such interest is excluded from the gross income of the holders thereof for federal income tax purposes, whether or not such interest is includable as an item of tax preference or otherwise includable directly or indirectly for purposes of calculating other tax liabilities, including any alternative minimum tax or environmental tax under the Code.

“**Taxable Bonds**” means those Series 2019 Bonds the interest on which is not Tax-Exempt.

“**Treasurer**” means Treasurer-Tax Collector of the County or any authorized deputy thereof.

“**Underwriter**” means RBC Capital Markets, LLC, as underwriter.

**Section 3. Authorization and Designation of Bonds.** Subject to the authorization of the District by the Board of Supervisors of the County to issue and sell the Series 2019 Bonds without the further action of the Board of Supervisors pursuant to Sections 15140 and 15146 of the Education Code, as permitted by Section 53508.7 of the Government Code, which authorization is hereby respectfully requested, the Series 2019 Bonds described herein are being issued pursuant to the authority of Article 4.5 of Chapter 3, of Part 1 of Division 2 of Title 5 of the Government Code, and other applicable provisions of law, including applicable provisions of the Education Code. The Board of Education hereby authorizes the issuance and sale, by a negotiated sale, of not to exceed \$20,000,000 aggregate principal amount of Series 2019 Bonds. The Series 2019 Bonds may be issued in one or more series or subseries and shall be designated “Brentwood Union School District (Contra Costa County, California) General Obligation Bonds, Election of 2016, Series 2019,” with appropriate additional or other series or subseries designations as approved by an Authorized Officer. The proceeds of the Series 2019 Bonds, exclusive of any premium and accrued interest received, shall be applied to finance projects authorized to be financed under the Bond Measure.

**Section 4. Form of Bonds; Execution.** (a) *Form of Series 2019 Bonds.* The Series 2019 Bonds shall be issued in fully registered form without coupons. The Series 2019 Bonds and the certificate of authentication and registration and the form of assignment to appear on each of them, shall be in substantially the form attached hereto as Exhibit B, with necessary or appropriate variations, omissions and insertions as permitted or required by this Resolution.

(b) *Execution of Bonds.* The Series 2019 Bonds shall be signed by the manual or facsimile signatures of the President of the Board of Education, and countersigned by the manual or facsimile signature of the Clerk of the Board of Education. The Series 2019 Bonds shall be authenticated by a manual signature of a duly authorized signatory of the Paying Agent.

(c) *Valid Authentication.* Only such of the Series 2019 Bonds as shall bear thereon a certificate of authentication and registration as described in subsection (a) of this Section, executed by the Paying Agent, shall be valid or obligatory for any purpose or entitled to the benefits of this Resolution, and such certificate of authentication and registration shall be conclusive evidence that the Series 2019 Bonds so authenticated have been duly authenticated and delivered hereunder and are entitled to the benefits of this Resolution.

(d) *Identifying Number.* The Paying Agent shall assign each Series 2019 Bond authenticated and registered by it a distinctive letter, or number, or letter and number, and shall maintain a record thereof at its principal office, which record shall be available to the District and the County for inspection.

**Section 5. Terms of Bonds.** (a) *Date of Series 2019 Bonds.* The Series 2019 Bonds shall be dated the date of their delivery, or such other date as shall be set forth in the Bond Purchase Agreement.

(b) *Denominations.* The Series 2019 Bonds shall be issued in denominations of \$5,000 principal amount or any integral multiple thereof.

(c) *Maturity.* The Series 2019 Bonds shall mature on the date or dates, in each of the years, in the principal amounts and in the aggregate principal amount as shall be set forth in the Bond Purchase Agreement. No Series 2019 Bond shall mature later than the date which is 30 years from the date of the Series 2019 Bonds, to be determined as provided in subsection (a) of this Section. No Series 2019 Bond shall have principal maturing on more than one principal maturity date.

(d) *Interest.* The Series 2019 Bonds shall bear interest at an interest rate or rates not to exceed 8.00% per annum, payable on the Interest Payment Dates in each year computed on the basis of a 360-day year of twelve 30-day months. Each Series 2019 Bond shall bear interest from the Interest Payment Date next preceding the date of authentication thereof, unless it is authenticated after the close of business on a Record Date and on or prior to the succeeding Interest Payment Date, in which event it shall bear interest from such Interest Payment Date, or unless it is authenticated on or before the Record Date preceding the first Interest Payment Date, in which event it shall bear interest from its dated date; provided, however, that if, at the time of authentication of any Series 2019 Bond, interest is in default on any outstanding Series 2019 Bonds, such Series 2019 Bond shall bear interest from the Interest Payment Date to which interest has previously been paid or made available for payment on the outstanding Series 2019 Bonds.

(e) *Interest; Tax-Exempt or Taxable.* Each series of Series 2019 Bonds may be issued such that the interest on such series of Series 2019 Bonds is Tax-Exempt or such that the interest on such series of Series 2019 Bonds is not Tax-Exempt. The Board of Education hereby finds and determines that, pursuant to Section 5903 of the Government Code, the interest payable on each series of Series 2019 Bonds issued as Taxable Bonds will be subject to federal income taxation under the Code in existence on the date of issuance of such series of Series 2019 Bonds.

**Section 6. Payment of Bonds.** (a) *Request for Tax Levy.* The money for the payment of principal, redemption premium, if any, and interest on the Series 2019 Bonds shall be raised by taxation upon all taxable property in the District and provision shall be made for the levy and collection of such taxes in the manner provided by law and for such payment out of the interest and sinking fund of the District. The Board of Supervisors and officers of the County are obligated by statute to provide for the levy and collection of property taxes in each year sufficient to pay all principal and interest coming due on the Series 2019 Bonds in such year, and to pay from such taxes all amounts due on the Series 2019 Bonds. The District hereby requests the Board of Supervisors to annually levy a tax upon all taxable property in the District sufficient to redeem the Series 2019 Bonds, and to pay the principal, redemption premium, if any, and interest thereon, and all fees and expenses of the Paying Agent as permitted by Section 15232 of the Education Code, as and when the same become due.



(b) *Principal.* The principal of the Series 2019 Bonds shall be payable in lawful money of the United States of America to the Owner thereof, upon the surrender thereof at the principal corporate trust office of the Paying Agent.

(c) *Interest; Record Date.* The interest on the Series 2019 Bonds shall be payable on each Interest Payment Date in lawful money of the United States of America to the Owner thereof as of the Record Date preceding such Interest Payment Date, such interest to be paid by check or draft mailed on such Interest Payment Date (if a business day, or on the next business day if the Interest Payment Date does not fall on a business day) to such Owner at such Owner's address as it appears on the Registration Books or at such address as the Owner may have filed with the Paying Agent for that purpose except that the payment shall be made by wire transfer of immediately available funds to any Owner of at least \$1,000,000 of outstanding Series 2019 Bonds who shall have requested in writing such method of payment of interest prior to the close of business on the Record Date immediately preceding any Interest Payment Date.

(d) *Interest and Sinking Fund.* Principal and interest due on the Series 2019 Bonds shall be paid from the interest and sinking fund of the District as provided in Section 15146 of the Education Code.

(e) *Obligation of the District.* No part of any fund or account of the County is pledged or obligated to the payment of the Series 2019 Bonds. The obligation for repayment of the Series 2019 Bonds is the sole obligation of the District.

(f) *Pledge of Taxes.* The District hereby pledges all revenues from the property taxes collected from the levy by the Board of Supervisors of the County for the payment of Bonds of the District and amounts on deposit in the interest and sinking fund of the District to the payment of the principal or redemption price of and interest on the Bonds. This pledge shall be valid and binding from the date hereof for the benefit of the owners of the Bonds and successors thereto. The property taxes and amounts held in the interest and sinking fund of the District shall be immediately subject to this pledge, and the pledge shall constitute a lien and security interest which shall immediately attach to the property taxes and amounts held in the interest and sinking fund of the District to secure the payment of the Bonds and shall be effective, binding, and enforceable against the District, its successors, creditors and all others irrespective of whether those parties have notice of the pledge and without the need of any physical delivery, recordation, filing, or further act. The pledge is an agreement between the District and the owners of Bonds to provide security for the Bonds in addition to any statutory lien that may exist, and the Bonds secured by the pledge are or were issued to finance one or more of the projects specified in the applicable voter-approved measure.

(g) *Insurance.* The payment of principal of and interest on all or a portion of the Series 2019 Bonds may be secured by a municipal bond insurance policy as shall be described in the Bond Purchase Agreement. The Bond Purchase Agreement may provide that no municipal bond insurance policy shall be obtained. The Authorized Officers are each hereby authorized and directed to qualify the District for municipal bond insurance for the Series 2019 Bonds and authorize that such insurance be obtained if the present value cost of such insurance is less than the present value of the estimated interest savings with respect to the Series 2019 Bonds. The Authorized Officers are each hereby authorized and directed, for and in the name and on behalf of

the District, to execute and deliver a contract or contracts for such insurance if such contract is deemed by the Authorized Officer executing the same to be in the best interests of the District, such determination to be conclusively evidenced by such Authorized Officer's execution and delivery of such contract. If the Authorized Officers so deem and obtain municipal bond insurance, and such insurance is issued by a mutual insurance company, the Authorized Officers are each hereby authorized and directed to enter into any required mutual insurance agreement substantially in such insurer's standard form with such changes, insertions and omissions therein as the Authorized Officer executing the same may require or approve, such requirement or approval to be conclusively evidenced by the execution of such agreement by such Authorized Officer.

**Section 7. Redemption Provisions.** (a) *Optional Redemption.* The Series 2019 Bonds may be subject to redemption, at the option of the District, on the dates and terms as shall be designated in the Bond Purchase Agreement. The Bond Purchase Agreement may provide that the Series 2019 Bonds shall not be subject to optional redemption.

(b) *Selection.* If less than all of the Series 2019 Bonds, if any, are subject to such redemption and are called for redemption, such Series 2019 Bonds shall be redeemed in inverse order of maturities or as otherwise directed by the District (or as otherwise set forth in the Bond Purchase Agreement), and if less than all of the Series 2019 Bonds of any given maturity are called for redemption, the portions of such Series 2019 Bonds of a given maturity to be redeemed shall be determined by lot (or as otherwise set forth in the Bond Purchase Agreement).

(c) *Mandatory Sinking Fund Redemption.* The Series 2019 Bonds, if any, which are designated in the Bond Purchase Agreement as term bonds shall also be subject to redemption prior to their stated maturity dates, without a redemption premium, in part by lot (or as otherwise set forth in the Bond Purchase Agreement), from mandatory sinking fund payments in the amounts and in accordance with the terms to be specified in the Bond Purchase Agreement. Unless otherwise provided in the Bond Purchase Agreement, the principal amount of each mandatory sinking fund payment of any maturity shall be reduced proportionately or as otherwise directed by the District by the amount of any Series 2019 Bonds of that maturity redeemed in accordance with subsection (a) of this Section prior to the mandatory sinking fund payment date. The Bond Purchase Agreement may provide that the Series 2019 Bonds shall not be subject to mandatory sinking fund redemption. The Auditor-Controller is hereby authorized to create such sinking funds or accounts for the term Series 2019 Bonds as shall be necessary to accomplish the purposes of this Section.

(d) *Notice of Redemption.* Notice of any redemption of the Series 2019 Bonds shall be mailed by the Paying Agent, postage prepaid, not less than 20 nor more than 60 days prior to the redemption date (i) by first class mail to the County and the respective Owners thereof at the addresses appearing on the Registration Books, and (ii) as may be further required in accordance with the Continuing Disclosure Certificate.

Each notice of redemption shall state (i) the date of such notice; (ii) the name of the Series 2019 Bonds and the date of issue of the Series 2019 Bonds; (iii) the redemption date; (iv) the redemption price; (v) the series of Series 2019 Bonds and the dates of maturity or maturities of Series 2019 Bonds to be redeemed; (vi) if less than all of the Series 2019 Bonds of a series of any maturity are to be redeemed, the distinctive numbers of the Series 2019 Bonds of each maturity of

such series to be redeemed; (vii) in the case of Series 2019 Bonds of a series redeemed in part only, the respective portions of the principal amount of the Series 2019 Bonds of each maturity of such series to be redeemed; (viii) the CUSIP number, if any, of each maturity of Series 2019 Bonds of a series to be redeemed; (ix) a statement that such Series 2019 Bonds must be surrendered by the Owners at the principal corporate trust office of the Paying Agent, or at such other place or places designated by the Paying Agent; (x) notice that further interest on such Series 2019 Bonds will not accrue after the designated redemption date; and (xi) in the case of a conditional notice, that such notice is conditioned upon certain circumstances and the manner of rescinding such conditional notice.

(e) *Effect of Notice.* A certificate of the Paying Agent that notice of redemption has been given to Owners as herein provided shall be conclusive as against all parties. Neither the failure to receive the notice of redemption as provided in this Section, nor any defect in such notice shall affect the sufficiency of the proceedings for the redemption of the Series 2019 Bonds or the cessation of interest on the date fixed for redemption.

When notice of redemption has been given substantially as provided for herein, and when the redemption price of the Series 2019 Bonds called for redemption is set aside for the purpose as described in subsection (g) of this Section, the Series 2019 Bonds designated for redemption shall become due and payable on the specified redemption date and interest shall cease to accrue thereon as of the redemption date, and upon presentation and surrender of such Series 2019 Bonds at the place specified in the notice of redemption, such Series 2019 Bonds shall be redeemed and paid at the redemption price thereof out of the money provided therefor. The Owners of such Series 2019 Bonds so called for redemption after such redemption date shall be entitled to payment thereof only from the interest and sinking fund or the trust fund established for such purpose. All Series 2019 Bonds redeemed shall be cancelled forthwith by the Paying Agent and shall not be reissued.

(f) *Right to Rescind Notice.* The District may rescind any optional redemption and notice thereof for any reason on any date prior to the date fixed for redemption by causing written notice of the rescission to be given to the owners of the Series 2019 Bonds so called for redemption. Any optional redemption and notice thereof shall be rescinded if for any reason on the date fixed for redemption moneys are not available in the interest and sinking fund or otherwise held in trust for such purpose in an amount sufficient to pay in full on said date the principal of, interest, and any premium due on the Series 2019 Bonds called for redemption. Notice of rescission of redemption shall be given in the same manner in which notice of redemption was originally given. The actual receipt by the owner of any Series 2019 Bond of notice of such rescission shall not be a condition precedent to rescission, and failure to receive such notice or any defect in such notice shall not affect the validity of the rescission.

(g) *Funds for Redemption.* Prior to or on the redemption date of any Series 2019 Bonds there shall be available in the interest and sinking fund of the District, or held in trust for such purpose as provided by law, monies for the purpose and sufficient to redeem, at the redemption prices as in this Resolution provided, the Series 2019 Bonds designated in the notice of redemption. Such monies shall be applied on or after the redemption date solely for payment of principal of, interest and premium, if any, on the Series 2019 Bonds to be redeemed upon presentation and surrender of such Series 2019 Bonds, provided that all monies in the interest and sinking fund of

the District shall be used for the purposes established and permitted by law. Any interest due on or prior to the redemption date shall be paid from the interest and sinking fund of the District, unless otherwise provided to be paid from such monies held in trust. If, after all of the Series 2019 Bonds have been redeemed and cancelled or paid and cancelled, there are monies remaining in the interest and sinking fund of the District or otherwise held in trust for the payment of redemption price of the Series 2019 Bonds, the monies shall be held in or returned or transferred to the interest and sinking fund of the District for payment of any outstanding Bonds of the District payable from such fund; provided, however, that if the monies are part of the proceeds of Bonds of the District, the monies shall be transferred to the fund created for the payment of principal of and interest on such Bonds. If no such Bonds of the District are at such time outstanding, the monies shall be transferred to the general fund of the District as provided and permitted by law.

(h) *Defeasance of Bonds.* If at any time the District shall pay or cause to be paid or there shall otherwise be paid to the Owners of any or all of the outstanding Series 2019 Bonds all or any part of the principal, interest and premium, if any, on the Series 2019 Bonds at the times and in the manner provided herein and in the Series 2019 Bonds, or as provided in the following paragraph, or as otherwise provided by law consistent herewith, then such Owners shall cease to be entitled to the obligation of the District and the County as provided in Section 6 hereof, and such obligation and all agreements and covenants of the District and of the County to such Owners hereunder and under the Series 2019 Bonds shall thereupon be satisfied and discharged and shall terminate, except only that the District shall remain liable for payment of all principal, interest and premium, if any, represented by the Series 2019 Bonds, but only out of monies on deposit in the interest and sinking fund or otherwise held in trust for such payment; and provided further, however, that the provisions of subsection (i) of this Section shall apply in all events.

For purposes of this Section, the District may pay and discharge any or all of the Series 2019 Bonds by depositing in trust with the Paying Agent, or an escrow agent selected by the District, at or before maturity, money or non-callable direct obligations of the United States of America (including zero interest bearing State and Local Government Series) or other non-callable obligations the payment of the principal of and interest on which is guaranteed by a pledge of the full faith and credit of the United States of America, in an amount which will, together with the interest to accrue thereon and available monies then on deposit in the interest and sinking fund of the District, be fully sufficient to pay and discharge the indebtedness on such Series 2019 Bonds (including all principal, interest and redemption premiums) at or before their respective maturity dates.

(i) *Unclaimed Monies.* Any money held in any fund created pursuant to this Resolution, or by the Paying Agent or an escrow agent in trust, for the payment of the principal of, redemption premium, if any, or interest on the Series 2019 Bonds and remaining unclaimed for two years after the principal of all of the Series 2019 Bonds has become due and payable (whether by maturity or upon prior redemption) shall be transferred to the interest and sinking fund of the District for payment of any outstanding Bonds of the District payable from the fund; or, if no such Bonds of the District are at such time outstanding, the monies shall be transferred to the general fund of the District as provided and permitted by law.

**Section 8. Paying Agent.** (a) *Appointment; Payment of Fees and Expenses.* This Board of Education does hereby consent to and confirm the appointment of The Bank of New York Mellon

Trust Company, N.A., to act as the initial paying agent for the Series 2019 Bonds. All fees and expenses of the Paying Agent shall be the sole responsibility of the District, and to the extent not paid from the proceeds of sale of the Series 2019 Bonds, or from the interest and sinking fund of the District, insofar as permitted by law, including specifically by Section 15232 of the Education Code, such fees and expenses shall be paid by the District.

(b) *Resignation, Removal and Replacement of Paying Agent.* The Paying Agent initially appointed or any successor Paying Agent may resign from service as Paying Agent and may be removed at any time by the District as provided in the Paying Agent's service agreement. If at any time the Paying Agent shall resign or be removed, the District shall appoint a successor Paying Agent, which shall be the Treasurer of the County, including his or her designated agents, or any bank, trust company, national banking association or other financial institution doing business in and having a corporate trust office in California, with at least \$50,000,000 in net assets.

(c) *Principal Corporate Trust Office.* The initial Paying Agent, and any successor Paying Agent, shall designate each place or places where it will conduct the functions of transfer, registration, exchange, payment, and surrender of the Series 2019 Bonds, and any reference herein to the "principal corporate trust office" of the Paying Agent shall mean the office so designated for a particular purpose, which includes the office of the Treasurer of the County, or the office of his or her designated agents, if the Treasurer of the County is acting in the capacity of the Paying Agent. If no office is so designated for a particular purpose, such functions shall be conducted at the office of The Bank of New York Mellon Trust Company, N.A., in Dallas, Texas, or the principal corporate trust office of any successor Paying Agent.

(d) *Registration Books.* The Paying Agent shall keep or cause to be kept at its principal corporate trust office sufficient books for the registration and transfer of the Series 2019 Bonds, which shall at all times be open to inspection by the District and the County, and, upon presentation for such purpose, the Paying Agent shall, under such reasonable regulations as it may prescribe, register or transfer or cause to be registered or transferred on the Registration Books, Series 2019 Bonds as provided in Sections 9 and 10 hereof. The Paying Agent shall keep accurate records of all funds administered by it and of all Series 2019 Bonds paid and discharged by it. Such records shall be provided, upon reasonable request, to the District in a format mutually agreeable to the Paying Agent and the District.

(e) *Merger or Consolidation.* Any bank, national banking association or trust company into which the Paying Agent may be merged or converted or with which it may be consolidated or any bank, national banking association or trust company resulting from any merger, conversion or consolidation to which it shall be a party or any bank, national banking association or trust company to which the Paying Agent may sell or transfer all or substantially all of its corporate trust business, provided such bank, national banking association or trust company shall be eligible under subsection (b) of this Section shall be the successor to such Paying Agent, without the execution or filing of any instrument or any further act, deed or conveyance on the part of any of the parties hereto, anything herein to the contrary notwithstanding.

**Section 9. Transfer Under Book-Entry System; Discontinuation of Book-Entry System.** (a) *Appointment of Depository; Book-Entry System.* Unless otherwise specified in the Bond Purchase Agreement, DTC is hereby appointed depository for each series of the Series 2019

Bonds and the Series 2019 Bonds shall be issued in book-entry form only, and shall be initially registered in the name of “Cede & Co.,” as nominee of DTC. One bond certificate shall be issued for each maturity of each series or subseries of the Series 2019 Bonds; provided, however, that if different CUSIP numbers are assigned to Series 2019 Bonds of a series or subseries maturing in a single year or, if Series 2019 Bonds of the same series or subseries maturing in a single year are issued with different interest rates, additional bond certificates shall be prepared for each such maturity. Registered ownership of such Series 2019 Bonds of each such maturity, or any portion thereof, may not thereafter be transferred except as provided in this Section or Section 10 hereof:

(i) To any successor of DTC, or its nominee, or to any substitute depository designated pursuant to clause (ii) of this Section (a “substitute depository”); provided, however that any successor of DTC, as nominee of DTC or substitute depository, shall be qualified under any applicable laws to provide the services proposed to be provided by it;

(ii) To any substitute depository not objected to by the District, upon (1) the resignation of DTC or its successor (or any substitute depository or its successor) from its functions as depository, or (2) a determination by the District to substitute another depository for DTC (or its successor) because DTC or its successor (or any substitute depository or its successor) is no longer able to carry out its functions as depository; provided, that any such substitute depository shall be qualified under any applicable laws to provide the services proposed to be provided by it; or

(iii) To any person as provided below, upon (1) the resignation of DTC or its successor (or substitute depository or its successor) from its functions as depository; provided that no substitute depository which is not objected to by the District can be obtained, or (2) a determination by the District that it is in the best interests of the District to remove DTC or its successor (or any substitute depository or its successor) from its functions as depository.

(b) *Transfers.* In the case of any transfer pursuant to clause (i) or clause (ii) of subsection (a) of this Section, upon receipt of the outstanding Series 2019 Bonds by the Paying Agent, together with a written request of the District to the Paying Agent, a new Series 2019 Bond for each maturity shall be executed and delivered (in the aggregate principal amount of such Series 2019 Bonds then outstanding), registered in the name of such successor or such substitute depository, or their nominees, as the case may be, all as specified in such written request of the District. In the case of any transfer pursuant to clause (iii) of subsection (a) of this Section, upon receipt of the outstanding Series 2019 Bonds by the Paying Agent together with a written request of the District to the Paying Agent, new Series 2019 Bonds shall be executed and delivered in such denominations, numbered in the manner determined by the Paying Agent, and registered in the names of such persons, as are requested in such written request of the District, subject to the limitations of Section 5 hereof and the receipt of such a written request of the District, and thereafter, the Series 2019 Bonds shall be transferred pursuant to the provisions set forth in Section 10 hereof; provided, however, that the Paying Agent shall not be required to deliver such new Series 2019 Bonds within a period of less than 60 days after the receipt of any such written request of the District.

(c) *Partial or Advance Refundings.* In the case of partial redemption or an advance refunding of the Series 2019 Bonds evidencing all or a portion of the principal amount then outstanding, DTC shall make an appropriate notation on the Series 2019 Bonds indicating the date and amounts of such reduction in principal.

(d) *Treatment of Registered Owner.* The District and the Paying Agent shall be entitled to treat the person in whose name any Series 2019 Bond is registered as the owner thereof, notwithstanding any notice to the contrary received by the District or the Paying Agent; and the District and the Paying Agent shall have no responsibility for transmitting payments to, communicating with, notifying, or otherwise dealing with any beneficial owners of the Series 2019 Bonds, and neither the District nor the Paying Agent shall have any responsibility or obligation, legal or otherwise, to the beneficial owners or to any other party, including DTC or its successor (or substitute depository or its successor), except for the Owner of any Series 2019 Bonds.

(e) *Form of Payment.* So long as the outstanding Series 2019 Bonds are registered in the name of Cede & Co. or its registered assigns, the District and the Paying Agent shall cooperate with Cede & Co., as sole registered Owner, or its registered assigns in effecting payment of the principal of and interest on the Series 2019 Bonds by arranging for payment in such manner that funds for such payments are properly identified and are made immediately available on the date they are due.

**Section 10. Transfer and Exchange.** (a) *Transfer.* Following the termination or removal of DTC or successor depository pursuant to Section 9 hereof, any Series 2019 Bond may, in accordance with its terms, be transferred, upon the Registration Books, by the Owner thereof, in person or by the duly authorized attorney of such Owner, upon surrender of such Series 2019 Bond to the Paying Agent for cancellation, accompanied by delivery of a duly executed written instrument of transfer in a form approved by the Paying Agent.

Whenever any Series 2019 Bond or Series 2019 Bonds shall be surrendered for transfer, the designated District officials shall execute and the Paying Agent shall authenticate and deliver, as provided in Section 4 hereof, a new Series 2019 Bond or Series 2019 Bonds, of the same maturity, Interest Payment Date and interest rate or rates (for a like aggregate principal amount). The Paying Agent may require the payment by any Owner of Series 2019 Bonds requesting any such transfer of any tax or other governmental charge required to be paid with respect to such transfer.

No transfer of any Series 2019 Bond shall be required to be made by the Paying Agent (i) during the period established by the Paying Agent for selection of the Series 2019 Bonds for redemption, and (ii) after any Series 2019 Bond has been selected for redemption.

(b) *Exchange.* The Series 2019 Bonds may be exchanged for Series 2019 Bonds of other authorized denominations of the same maturity, Interest Payment Date and interest rate or rates, by the Owner thereof, in person or by the duly authorized attorney of such Owner, upon surrender of such Series 2019 Bond to the Paying Agent for cancellation, accompanied by delivery of a duly executed request for exchange in a form approved by the Paying Agent.

Whenever any Series 2019 Bond or Series 2019 Bonds shall be surrendered for exchange, the designated District officials shall execute and the Paying Agent shall authenticate and deliver, as provided in Section 4 hereof, a new Series 2019 Bond or Series 2019 Bonds of the same maturity and interest payment mode and interest rate or rates (for a like aggregate principal amount). The Paying Agent may require the payment by the Owner requesting such exchange of any tax or other governmental charge required to be paid with respect to such exchange.

No exchange of any Series 2019 Bonds shall be required to be made by the Paying Agent (i) during the period established by the Paying Agent for selection of the Series 2019 Bonds for redemption, and (ii) after any Series 2019 Bond has been selected for redemption.

**Section 11. Bond Purchase Agreement; Sale of Bonds.** (a) *Bond Purchase Agreement.* The form of Bond Purchase Agreement, in substantially the form submitted to this meeting and made a part hereof as though set forth herein, is hereby approved, and the Authorized Officers are each hereby authorized and directed, for and in the name and on behalf of the District, to execute and deliver the Bond Purchase Agreement in substantially said form, with such changes, insertions and omissions therein as the Authorized Officer executing the same may require or approve, such approval to be conclusively evidenced by the execution and delivery thereof; provided, however, that (a) the true interest cost for the Series 2019 Bonds shall not be in excess of 4.03%, (b) the interest rates on the Series 2019 Bonds shall not exceed 8.00% per annum, (c) the ratio of total debt service to principal of the Series 2019 Bonds shall not exceed four to one, (d) the Underwriter's discount for the sale of Series 2019 Bonds shall not exceed 0.40% of the principal amount of such Series 2019 Bonds exclusive of any costs of issuance the Underwriter contracts to pay, and (e) the Series 2019 Bonds shall otherwise conform to the limitations specified herein.

The Bond Purchase Agreement shall recite the aggregate principal amount of the Series 2019 Bonds, and the date thereof, the maturity dates, principal amounts and annual rates of interest of each maturity thereof, the initial and semiannual Interest Payment Dates thereof, and the terms of optional and mandatory sinking fund redemption thereof, if any.

(b) *Method of Sale.* The Board of Education hereby finds and determines that the sale of the Series 2019 Bonds at negotiated sale as contemplated herein and by the Bond Purchase Agreement will provide more flexibility in the timing of the sale, an ability to implement the sale in a shorter time period, an increased ability to structure the Series 2019 Bonds to fit the needs of particular purchasers, and greater opportunity for the Underwriter to pre-market the Series 2019 Bonds to potential purchasers prior to the sale, all of which will contribute to the District's goal of achieving the lowest overall cost of funds.

(c) *Reserves and Capitalized Interest.* In accordance with subsections (i) and (j) of Section 15146 of the Education Code, the Authorized Officers are each hereby authorized to cause to be deposited in the interest and sinking fund of the District proceeds of sale of the Series 2019 Bonds (in addition to any premium or accrued interest received) to fund (i) an annual reserve permitted by Section 15250 of the Education Code, and/or (ii) capitalized interest in an amount not exceeding the interest scheduled to become due on the Series 2019 Bonds for a period of two years from the date of issuance of the Series 2019 Bonds, as shall be set forth in the Bond Purchase Agreement, if any such a deposit is deemed by the Authorized Officer executing the same to be in the best interests of the District.



(d) *Good Faith Estimates.* In accordance with Government Code Section 5852.1 and subsection (b) of Section 15146 of the Education Code, good faith estimates of the following have been obtained from the Municipal Advisor and the Underwriter and are set forth on Exhibit A attached hereto: (a) the true interest cost of the Series 2019 Bonds, (b) the sum of all fees and charges paid to third parties with respect to the Series 2019 Bonds, (c) the amount of proceeds of the Series 2019 Bonds expected to be received net of the fees and charges paid to third parties and any reserves or capitalized interest paid or funded with proceeds of the Series 2019 Bonds, and (d) the sum total of all debt service payments on the Series 2019 Bonds calculated to the final maturity of the Series 2019 Bonds plus the fees and charges paid to third parties not paid with the proceeds of the Series 2019 Bonds. In accordance with Section 15146(b)(4) of the Education Code, the actual costs associated with the issuance of the Series 2019 Bonds shall be presented to this Board of Education at its next scheduled public meeting following the sale of the Series 2019 Bonds.

(e) *Costs of Issuance.* In accordance with subsection (h) of Section 15146 of the Education Code, to the extent not contracted to be paid by the Underwriter, the Authorized Officers are each hereby authorized to cause to be deposited in a costs of issuance account, which may be held by a bank, national banking association or trust company meeting the qualifications necessary to be a paying agent set forth in Section 8, as cost of issuance administrator, proceeds of sale of the Series 2019 Bonds (exclusive of any premium or accrued interest received) in an amount not exceeding 2.00% of the principal amount of the Series 2019 Bonds sold, as shall be set forth in the Bond Purchase Agreement, for the purposes of paying the costs associated with the issuance of the Series 2019 Bonds.

**Section 12. Continuing Disclosure Certificate.** The Continuing Disclosure Certificate, in substantially the form submitted to this meeting and made a part hereof as though set forth herein, is hereby approved, and the Authorized Officers are each hereby authorized and directed, for and in the name and on behalf of the District, to execute and deliver the Continuing Disclosure Certificate in substantially said form, as is necessary to cause the requirements of Rule 15c2-12 to be satisfied, with such changes, insertions and omissions as the Authorized Officer executing the same may require or approve, such determination, requirement or approval to be conclusively evidenced by the execution of the Continuing Disclosure Certificate by such Authorized Officer.

**Section 13. Preliminary Official Statement.** The Preliminary Official Statement to be distributed in connection with the public offering of the Series 2019 Bonds, in substantially the form submitted to this meeting and made a part hereof as though set forth herein, with such changes, insertions and omissions as may be approved by an Authorized Officer, is hereby approved, and the use of such Preliminary Official Statement in connection with the offering and sale of the Series 2019 Bonds is hereby authorized and approved. The Authorized Officers are each hereby authorized to certify on behalf of the District that such Preliminary Official Statement is deemed final as of its date, within the meaning of Rule 15c2-12 (except for the omission of certain final pricing, rating and related information as permitted by Rule 15c2-12).

**Section 14. Official Statement.** The preparation and delivery of an Official Statement with respect to the Series 2019 Bonds, and its use by the Underwriter in connection with the offering and sale of the Series 2019 Bonds, is hereby authorized and approved. Such Official Statement shall be in substantially the form of the Preliminary Official Statement distributed in connection with the public offering of the Series 2019 Bonds with such changes, insertions and

omissions as may be approved by an Authorized Officer, such approval to be conclusively evidenced by the execution and delivery thereof. The Authorized Officers are each hereby authorized and directed, for and in the name of and on behalf of the District, to execute the final Official Statement with respect to the Series 2019 Bonds and any amendment or supplement thereto and thereupon to cause such final Official Statement and any such amendment or supplement to be delivered to the Underwriter.

**Section 15. Investment of Proceeds.** (a) *Deposit of Proceeds.* As provided in subsection (g) of Section 15146 of the Education Code, (i) the proceeds of the sale of the Series 2019 Bonds, exclusive of any premium or accrued interest received, shall be deposited in the County treasury to the credit of the building fund of the District, (ii) the proceeds deposited in the building fund of the District shall be drawn out as other school moneys are drawn out, and (iii) the bond proceeds withdrawn shall not be applied to any purposes other than those for which the Series 2019 Bonds were issued. In accordance with subsection (g) of Section 15146 of the Education Code, at no time shall the proceeds of the Series 2019 Bonds be withdrawn by the District for investment outside the County treasury. Amounts in the building fund of the District shall be invested so as to be available for the aforementioned disbursements and the District shall keep a written record of such disbursements. Pursuant to subsection (g) of Section 15146 of the Education Code, any premium or accrued interest received by the District from the sale of the Series 2019 Bonds, shall be deposited in the interest and sinking fund of the District.

(b) *Investment of Proceeds.* All funds held in the interest and sinking fund of the District shall be invested at the sole discretion of the Treasurer of the County pursuant to State law, including Government Code Section 53601 *et. seq.*, and the investment policy of the County, as either may be amended or supplemented from time to time. Proceeds of the Series 2019 Bonds held in the building fund of the District shall be invested at the sole discretion of the Treasurer of the County pursuant to State law, including Government Code Section 53601 *et. seq.*, and the investment policy of the County, as either may be amended or supplemented from time to time.

(c) *Investment Agreements.* To the extent permitted by law, at the written request of an Authorized Officer, each of whom is hereby expressly authorized to make such request, all or any portion of the building fund of the District may be invested on behalf of the District, in investment agreements, including guaranteed investment contracts, float contracts or other investment products (collectively, "Investment Agreements"), which comply with the requirements of each rating agency then rating the Series 2019 Bonds necessary in order to maintain the then-current rating on the Series 2019 Bonds. Pursuant to Section 5922 of the Government Code, the Board of Education hereby finds and determines that the Investment Agreements will reduce the amount and duration of interest rate risk with respect to amounts invested pursuant to the Investment Agreements and are designed to reduce the amount or duration of payment, rate, spread or similar risk or result in a lower cost of borrowing when used in combination with the Series 2019 Bonds or enhance the relationship between risk and return with respect to investments of proceeds of the Series 2019 Bonds and funds held to pay the Series 2019 Bonds.

**Section 16. Tax Covenants.** (a) *General.* The District shall not take any action, or fail to take any action, if such action or failure to take such action would adversely affect the exclusion from gross income of the interest payable on a Tax-Exempt series of Series 2019 Bonds under

Section 103 of the Code. Without limiting the generality of the foregoing, the District hereby covenants that it will comply with the requirements of the Tax Certificate to be executed by the District on the date of issuance of each Tax-Exempt series of Series 2019 Bonds. The provisions of this subsection (a) shall survive payment in full or defeasance of the Series 2019 Bonds.

(b) *Yield Restriction.* In the event that at any time the District is of the opinion that for purposes of this Section it is necessary or helpful to restrict or limit the yield on the investment of any monies held by the Treasurer of the County on behalf of the District, in accordance with this Resolution or pursuant to law, the District shall so request of the Treasurer in writing, and the District shall make its best efforts to ensure that the Treasurer shall take such action as may be necessary in accordance with such instructions.

(c) *Reliance on Opinion of Bond Counsel.* Notwithstanding any provision of this Section, if the District shall provide to the Treasurer of the County an Opinion of Bond Counsel that any specified action required under this Section is no longer required or that some further or different action is required to maintain the exclusion from federal income tax of interest on Series 2019 Bonds not issued as Taxable Bonds under Section 103 of the Code, the Treasurer may conclusively rely on such Opinion of Bond Counsel in complying with the requirements of this Section and of each Tax Certificate with respect to the Series 2019 Bonds not issued as Taxable Bonds, and the covenants hereunder shall be deemed to be modified to that extent.

**Section 17. Professional Services.** KNN Public Finance, LLC, shall serve as Municipal Advisor to the District for the Series 2019 Bonds. Orrick, Herrington & Sutcliffe LLP shall serve as bond counsel and disclosure counsel to the District for the Series 2019 Bonds. RBC Capital Markets, LLC shall serve as Underwriter for the Series 2019 Bonds.

**Section 18. Delegation of Authority.** The Authorized Officers are hereby authorized and directed, jointly and severally, to do any and all things which they may deem necessary or advisable in order to consummate the transactions herein authorized and otherwise to carry out, give effect to and comply with the terms and intent of this Resolution, including, without limitation negotiating the terms of the insurance policy, if any, referred to herein.

**Section 19. Approval of Actions.** All actions heretofore taken by the officers, employees and agents of the District with respect to the transactions set forth above are hereby approved, confirmed and ratified.

**Section 20. Debt Management Policy; Notice to California Debt and Investment Advisory Commission.** With the passage of this Resolution, the Board of Education hereby certifies that the Debt Management Policy complies with Government Code Section 8855(i), and that the Series 2019 Bonds authorized to be issued pursuant to this Resolution are consistent with such policy, and instructs Bond Counsel, on behalf of the District, with respect to each series of Series 2019 Bonds issued pursuant to this Resolution, (a) to cause notices of the proposed sale and final sale of the Series 2019 Bonds to be filed in a timely manner with the California Debt and Investment Advisory Commission pursuant to Government Code Section 8855, and (b) to check, on behalf of the District, the “Yes” box relating to such certifications in the notice of proposed sale filed pursuant to Government Code Section 8855.

**Section 21. Filing with County.** The Superintendent, or such other officer or employee of the District as the Superintendent may designate, is hereby authorized and directed to report to the Auditor-Controller of the County the final terms of sale of the Series 2019 Bonds, and to file with the Auditor-Controller and with the Treasurer of the County a copy of the executed Bond Purchase Agreement and this Resolution, and the schedule of amortization of the principal of and payment of interest on the Series 2019 Bonds, and to file with the Treasurer of the County a proposed schedule of draws on the building fund of the District, and this Resolution shall serve as the notice required to be given by Section 15140(c) of the Education Code and as the District's request to the Auditor-Controller of the County and the Board of Supervisors of the County to propose and adopt in each year a tax rate applicable to all taxable property of the District for payment of the Series 2019 Bonds, pursuant to law; and to the other officers of the County to levy and collect said taxes for the payment of the Series 2019 Bonds, to pay in a timely manner to the Paying Agent on behalf of the Owners of the Series 2019 Bonds the principal, interest, and premium, if any, due on the Series 2019 Bonds in each year, and to create in the County treasury to the credit of the District a building fund and an interest and sinking fund pursuant to Section 15146 of the Education Code.

**Section 22. Contract with Bondholders.** The provisions of this Resolution shall be a contract with each and every owner of Bonds and the duties of the District and of the Board of Education and the officers of the District shall be enforceable by any owner of Bonds by mandamus or other appropriate suit, action or proceeding in any court of competent jurisdiction.

**Section 23. Amendments.** This Resolution may be modified or amended without the consent of the Owners in order to cure ambiguities or provide clarification, provided that such modification or amendment does not materially adversely affect the rights of owners of Bonds. For any other purpose, this Resolution may be modified or amended only with the consent of the Owners of a majority of the aggregate principal amount of all Series 2019 Bonds then outstanding; provided that any such modification or amendment to Section 6(f) or Section 22 shall require the consent of the owners of a majority of the aggregate principal amount of all Bonds then outstanding. No such modification or amendment shall extend the maturity of, reduce the interest rate or redemption premium on or principal amount of any Series 2019 Bond or reduce the percentage of consent required for amendment hereof without the express consent of all the owners so affected.


**Section 24. Indemnification of County.** The District shall indemnify and hold harmless, to the extent permitted by law, the County and its officers and employees ("Indemnified Parties"), against any and all losses, claims, damages or liabilities, joint or several, to which such Indemnified Parties may become subject because of action or inaction related to the adoption of any resolution by the Board of Supervisors of the County authorizing the District to issue and sell the Series 2019 Bonds without the further action of the Board of Supervisors pursuant to Sections 15140 and 15146 of the Education Code, as permitted by Section 53508.7 of the Government Code. The District shall also reimburse any such Indemnified Parties for any legal or other expenses incurred in connection with investigating or defending any such claims or actions.

**Section 25. Effective Date.** This Resolution shall take effect from and after its date of adoption.

**PASSED AND ADOPTED** this day, September 11, 2019.

  
\_\_\_\_\_  
President of the Board of Education of the  
Brentwood Union School District

ATTEST:

  
\_\_\_\_\_  
Clerk of the Board of Education of the  
Brentwood Union School District

## EXHIBIT A

### GOOD FAITH ESTIMATES

The good faith estimates set forth herein are provided with respect to the Series 2019 Bonds in compliance with Section 5852.1 of the California Government Code. Such good faith estimates have been provided to the District by KNN Public Finance, LLC, as the District's municipal advisor under Section 15B of the Securities Exchange Act of 1934 (the "Municipal Advisor"), and by RBC Capital Markets, LLC, the underwriter of the Series 2019 Bonds (the "Underwriter").

*Principal Amount.* The Municipal Advisor and the Underwriter have informed the District that, based on the District's financing plan and based on market conditions prevailing at the time of preparation of such estimate, their good faith estimate of the aggregate principal amount of the Series 2019 Bonds to be sold in a public offering is \$20,000,000 (the "Estimated Principal Amount").

*True Interest Cost of the Series 2019 Bonds.* The Municipal Advisor and the Underwriter have informed the District that, assuming that the Estimated Principal Amount of the Series 2019 Bonds is sold, and based on market conditions prevailing at the time of preparation of such estimate, their good faith estimate of the true interest cost of the Series 2019 Bonds, which means the rate necessary to discount the amounts payable on the respective principal and interest payment dates to the purchase price received for the Series 2019 Bonds, is 3.03%.

*Finance Charge of the Series 2019 Bonds.* The Municipal Advisor and the Underwriter have informed the District that, assuming that the Estimated Principal Amount of the Series 2019 Bonds is sold, and based on market conditions prevailing at the time of preparation of such estimate, their good faith estimate of the finance charge for the Series 2019 Bonds, which means the sum of all fees and charges paid to third parties (or costs associated with the Series 2019 Bonds), is \$250,500, as follows:

a)	Underwriter's Discount	\$80,000.00
b)	Credit Enhancement	N/A*
c)	Bond Counsel and Disbursements	42,500.00
d)	Disclosure Counsel and Disbursements	25,000.00
e)	Municipal Advisor and Disbursements	72,500.00
f)	Rating Agency	23,000.00
g)	Other Expenses	7,500.00

\* A municipal bond insurance policy with respect to the Series 2019 Bonds is not expected to be obtained.

*Amount of Proceeds to be Received.* The Municipal Advisor and the Underwriter have informed the District that, assuming that the Estimated Principal Amount of the Series 2019 Bonds is sold, and based on market conditions prevailing at the time of preparation of such estimate, their good faith estimate of the amount of proceeds expected to be received by the District for sale of the Series 2019 Bonds, less the finance charge of the Series 2019 Bonds, as estimated above, and any reserves or capitalized interest paid or funded with proceeds of the Series 2019 Bonds, is \$19,829,500.

*Total Payment Amount.* The Municipal Advisor and the Underwriter have informed the District that, assuming that the Estimated Principal Amount of the Series 2019 Bonds is sold, and based on market conditions prevailing at the time of preparation of such estimate, their good faith estimate of the total payment amount, which means the sum total of all payments the District will make to pay debt service on the Series 2019 Bonds, plus the estimated finance charge for the Series 2019 Bonds, as described above, not paid with the proceeds of the Series 2019 Bonds, calculated to the final maturity of the Series 2019 Bonds, is \$31,849,195.14.

The foregoing estimates constitute good faith estimates only and are based on market conditions prevailing at the time of preparation of such estimates. The actual principal amount of the Series 2019 Bonds issued and sold, the true interest cost thereof, the finance charges thereof, the amount of proceeds received therefrom and total payment amount with respect thereto may differ from such good faith estimates for a variety of reasons, including, without limitation, due to (a) the market conditions prevailing on the actual date of the sale of the Series 2019 Bonds being different than the market conditions prevailing at the time of preparation of the estimates contained herein, (b) the actual principal amount of Series 2019 Bonds sold being different from the Estimated Principal Amount, (c) the actual amortization of the Series 2019 Bonds being different than the amortization assumed for purposes of preparing the estimates contained herein, (d) the actual interest rates at which the Series 2019 Bonds are sold being different than those estimated for purposes of preparing the estimates contained herein, (e) other market conditions, or (f) alterations in the District's financing plan, or a combination of such factors. The actual date of sale of the Series 2019 Bonds and the actual principal amount of Series 2019 Bonds sold will be determined by the District based on various factors. The actual interest rates borne by the Series 2019 Bonds will depend on market conditions at the time of sale thereof. Market conditions, including, without limitation, interest rates are affected by economic and other factors beyond the control of the District, the Municipal Advisor and the Underwriter. The Board of Education has approved the issuance of the Series 2019 Bonds with a maximum true interest cost of 4.03%.

**EXHIBIT B**

**FORM OF SERIES 2019 BOND**

<b>Number</b>	<b>UNITED STATES OF AMERICA</b>	<b>Amount</b>
<b>R-__</b>	<b>STATE OF CALIFORNIA</b>	\$ _____
	<b>COUNTY OF CONTRA COSTA</b>	

**BRENTWOOD UNION SCHOOL DISTRICT  
(CONTRA COSTA COUNTY, CALIFORNIA)  
GENERAL OBLIGATION BONDS, ELECTION OF 2016, SERIES 2019**

<u>Maturity Date</u>	<u>Interest Rate</u>	<u>Dated as of</u>	<u>CUSIP No.</u>
August 1, 20__	____ %	_____, 2019	_____

Registered Owner:        CEDE & CO.

Principal Amount:        \_\_\_\_\_ DOLLARS

Brentwood Union School District, County of Contra Costa, State of California (the "District"), acknowledges itself obligated to and promises to pay to the Registered Owner identified above or registered assigns, on the Maturity Date set forth above or upon prior redemption hereof, the Principal Amount specified above in lawful money of the United States of America, and to pay interest thereon in like lawful money from the interest payment date next preceding the date of authentication of this Bond (unless this bond is authenticated after the close of business on a Record Date (as defined herein) and on or prior to the succeeding interest payment date, in which event it shall bear interest from such interest payment date, or unless this Bond is authenticated on or before \_\_\_\_\_ 15, 20\_\_, in which event it shall bear interest from the date hereof) at the Interest Rate per annum stated above, payable commencing on \_\_\_\_\_ 1, 20\_\_, and thereafter on February 1 and August 1 in each year, until payment of the Principal Amount. This Bond is issued pursuant to a Resolution adopted by the Board of Education of the District on September 11, 2019 (the "Resolution"). Capitalized undefined terms used herein have the meanings ascribed thereto in the Resolution.

The principal hereof is payable to the Registered Owner hereof upon the surrender hereof at the principal corporate trust office of The Bank of New York Mellon Trust Company, N.A., the paying agent/registrar and transfer agent of the District (the "Paying Agent"). The interest hereon is payable to the person whose name appears on the bond registration books of the Paying Agent as the Registered Owner hereof as of the close of business on the 15<sup>th</sup> day of the month preceding an interest payment date (the "Record Date"), whether or not such day is a business day, such interest to be paid by check or draft mailed to such Registered Owner at the owner's address as it appears on such registration books, or at such other address filed with the Paying Agent for that purpose. Upon written request, given no later than the Record Date immediately preceding an interest payment date, of the owner of bonds aggregating at least \$1,000,000 in principal amount, interest will be paid by wire transfer in immediately available funds to an account maintained in the United States as specified by the Registered Owner in such request. So long as Cede & Co. or



its registered assigns shall be the Registered Owner of this Bond, payment shall be made in immediately available funds as provided in the Resolution hereinafter described.

This Bond is one of a duly authorized issue of bonds of like tenor (except for such variations, if any, as may be required to designate varying series, numbers, denominations, interest rates, interest payment modes, maturities and redemption provisions), in the aggregate principal amount of \$\_\_\_\_\_, and designated as “Brentwood Union School District (Contra Costa County, California) General Obligation Bonds, Election of 2016, Series 2019” (the “Bonds”). The Bonds were authorized by a vote of at least 55% percent of the voters voting at an election duly and legally called, held and conducted in the District on June 7, 2016. The Bonds are issued and sold by the Board of Education of the District pursuant to and in strict conformity with the provisions of the Constitution and laws of the State, and of the Resolution, and subject to the more particular terms specified in the Bond Purchase Agreement, dated \_\_\_\_\_, 2019 (the “Bond Purchase Agreement”), by and between the District and RBC Capital Markets, LLC, as underwriter.

The Bonds are issuable as fully registered bonds without coupons in the denomination of \$5,000 principal amount or any integral multiple thereof, provided that no Bond shall have principal maturing on more than one principal maturity date. Subject to the limitations and conditions and upon payment of the charges, if any, as provided in the Resolution, Bonds may be exchanged for a like aggregate principal amount of Bonds of the same tenor, interest payment mode, and maturity of other authorized denominations.

This Bond is transferable by the Registered Owner hereof, in person or by attorney duly authorized in writing, at the principal corporate trust office of the Paying Agent, but only in the manner, subject to the limitations and upon payment of the charges provided in the Resolution, and upon surrender and cancellation of this Bond. Upon such transfer, a new Bond or Bonds of authorized denomination or denominations of the same tenor, interest payment mode, and same aggregate principal amount will be issued to the transferee in exchange herefor.

The District and the Paying Agent may treat the registered owner hereof as the absolute owner hereof for all purposes, and the District and the Paying Agent shall not be affected by any notice to the contrary.

[The Bonds are subject to optional and mandatory sinking fund redemption on the terms and subject to the conditions specified in the Resolution and the Bond Purchase Agreement. If this Bond is called for redemption and payment is duly provided therefor, interest shall cease to accrue hereon from and after the date fixed for redemption.]

The Board of Education of the District hereby certifies and declares that the total amount of indebtedness of the District, including the amount of this Bond, is within the limit provided by law; that all acts, conditions and things required by law to be done or performed precedent to and in the issuance of this Bond have been done and performed in strict conformity with the laws authorizing the issuance of this Bond; and that this Bond is in substantially the form prescribed by order of the Board of Education duly made and entered on its minutes. The Bonds represent an obligation payable out of the interest and sinking fund of the District, and the money for the

payment of principal of, premium, if any, and interest hereon, shall be raised by taxation upon the taxable property of the District.

Unless this Bond is presented by an authorized representative of The Depository Trust Company, a New York corporation ("DTC"), to the Paying Agent for registration of transfer, exchange, or payment, and any Bond issued is registered in the name of Cede & Co. or in such other name as is requested by an authorized representative of DTC (and any payment is made to Cede & Co. or to such other entity as is requested by an authorized representative of DTC), ANY TRANSFER, PLEDGE, OR OTHER USE HEREOF FOR VALUE OR OTHERWISE BY OR TO ANY PERSON IS WRONGFUL inasmuch as the Registered Owner hereof, Cede & Co., has an interest herein.

This Bond shall not be entitled to any benefit under the Resolution, or become valid or obligatory for any purpose, until the certificate of authentication and registration hereon endorsed shall have been signed by the Paying Agent.

**IN WITNESS WHEREOF**, the Board of Education of the Brentwood Union School District, County of Contra Costa, State of California, has caused this bond to be signed by its President and countersigned by the Clerk of said Board, as of the date set forth above.

---

President of the Board of Education of the  
Brentwood Union School District

Countersigned:

---

Clerk of the Board of Education of the  
Brentwood Union School District

**CERTIFICATE OF AUTHENTICATION AND REGISTRATION**

This is one of the Bonds described in the within-mentioned Resolution and authenticated and registered on \_\_\_\_\_.

**THE BANK OF NEW YORK MELLON  
TRUST COMPANY, N.A., AS PAYING  
AGENT**

By: \_\_\_\_\_  
Authorized Officer

## ASSIGNMENT

For value received the undersigned do(es) hereby sell, assign and transfer unto \_\_\_\_\_ the within-mentioned Bond and hereby irrevocably constitute(s) and appoint(s) \_\_\_\_\_ attorney, to transfer the same on the books of the Paying Agent with full power of substitution in the premises.

\_\_\_\_\_  
I.D. Number

\_\_\_\_\_  
Note: The signature(s) on this Assignment must correspond with the name(s) as written on the face of the within Bond in every particular, without alteration or enlargement or any change whatsoever.

Dated: \_\_\_\_\_

Signature Guarantee: \_\_\_\_\_

Note: Signature must be guaranteed by an eligible guarantor institution.

### CLERK'S CERTIFICATE

I, Carlos Sanabria, Clerk of the Board of Education of the Brentwood Union School District, County of Contra Costa, California, hereby certify that the foregoing is a full, true and correct copy of a resolution duly adopted at a regular meeting of the Board of Education of said District duly and regularly held at the regular meeting place thereof on September 11, 2019, and entered in the minutes thereof, of which meeting all of the members of the Board of Education had due notice and at which a quorum thereof was present, and that at said meeting the resolution was adopted by the following vote:

AYES: 4

NOES: 0

ABSTAIN: 0

ABSENT: 1

An agenda of the meeting was posted at least 72 hours before the meeting at 255 Guthrie Lane, Brentwood, California, a location freely accessible to members of the public, and a brief description of the resolution appeared on the agenda.

I further certify that I have carefully compared the same with the original minutes of said meeting on file and of record in my office; the foregoing resolution is a full, true and correct copy of the original resolution adopted at said meeting and entered in said minutes; and that said resolution has not been amended, modified or rescinded since the date of its adoption, and the same is now in full force and effect.

Dated: Sept. 11, 2019

  
Clerk of the Board of Education of  
Brentwood Union School District



# Contra Costa County

To: Board of Supervisors  
From: Robert Campbell, Auditor-Controller  
Date: September 17, 2019

Subject: Annual Report on Revolving and Cash Difference Funds, Overage Fund, and Shortages for fiscal year 2018-2019

---

## **RECOMMENDATION(S):**

ACCEPT the Annual Report on Revolving and Cash Difference Funds, Overage Fund, and Shortages for fiscal year 2018-2019 from the County Auditor-Controller.

## **FISCAL IMPACT:**

None.

## **BACKGROUND:**

Provisions of Government Code Sections 29321.1 and 29370.1 and Contra Costa County Board of Supervisors Resolution No. 92/525 authorize the County Auditor-Controller to establish, increase, reduce, or discontinue Revolving Funds and Cash Difference Funds. Provisions of Government Code Sections 29380.1 and 29390.1 and Contra Costa County Board of Supervisors Resolution No. 83/1062 authorize the County Auditor-Controller to replenish the Cash Difference Funds and to transfer money in the Overage Fund to the General Fund. With respect to those authorities and to conform with Government Code Sections 29321.1, 29370.1, 29380.1, and 29390.1, the County Auditor-Controller submits this report showing the officers and details of the balances of the Revolving and Cash Difference Funds, Overage Fund, and Shortages for fiscal year 2018-2019.

## **CONSEQUENCE OF NEGATIVE ACTION:**

The County Auditor-Controller would not comply with Government Code Sections 29321.1, 29370.1, 29380.1, and 29390.1.

---

☒ APPROVE

☐ OTHER

☒ RECOMMENDATION OF CNTY ADMINISTRATOR

☐ RECOMMENDATION OF BOARD COMMITTEE

---

Action of Board On: **09/17/2019** ☒ APPROVED AS RECOMMENDED ☐ OTHER

Clerks Notes:

## **VOTE OF SUPERVISORS**

AYE: John Gioia, District I Supervisor  
Candace Andersen, District II Supervisor  
Diane Burgis, District III Supervisor  
Karen Mitchoff, District IV Supervisor  
Federal D. Glover, District V Supervisor

I hereby certify that this is a true and correct copy of an action taken and entered on the minutes of the Board of Supervisors on the date shown.

ATTESTED: September 17, 2019

David J. Twa, County Administrator and Clerk of the Board of Supervisors

By: Stephanie Mello, Deputy

Contact: Joanne Bohren,  
925-335-8610

cc:



## ATTACHMENTS

Annual Report on Rev  
Cash



Office of the Auditor-Controller  
**Contra Costa County**

**Robert R. Campbell**  
Auditor-Controller

625 Court Street  
Martinez, California 94553-1282  
Phone (925) 335-8600  
Fax (925) 646-2649



**Harjit S. Nahal**  
Assistant Auditor-Controller

August 30, 2019

TO: Honorable Board of Supervisors

FROM: Robert R. Campbell, Auditor-Controller

A handwritten signature in blue ink, consisting of a stylized 'R' followed by a flourish.

SUBJECT: Annual Report on Revolving and Cash Difference Funds, Overage Fund, and Shortages

---

Provisions of Government Code Sections 29321.1 and 29370.1 and the Contra Costa County Board of Supervisor's Resolution No. 92/525 authorize the County Auditor-Controller to establish, increase, reduce or discontinue Revolving Funds and Cash Difference Funds.

Provisions of Government Code Sections 29380.1 and 29390.1 and the Contra Costa County Board of Supervisor's Resolution No. 83/1062 authorize the County Auditor-Controller to replenish the Cash Difference Funds and to transfer money in the Overage Fund to the General Fund.

With respect to those authorities and to conform to Government Code Sections 29321.1, 29370.1, 29380.1, and 29390.1, this report is submitted to show the details of the following balances as of and for the year ended June 30, 2019.

Revolving and Cash Difference Funds within General Fund 100300	\$ 302,405.00
Other Revolving Funds	36,174.16
Overage	248.80
Shortages	7,239.78

Balances of Revolving Funds and Cash Difference Funds Within General Fund 100300

<b>Account #</b>	<b>Title</b>	<b>Officer</b>	<b>Amount</b>
0020-0004	Building Inspection	John Kopchik, Director	\$ 1,600.00
0020-0005	Probation	Todd Billeci, Probation Officer	4,550.00
0020-0008	Sheriff-Coroner	David O. Livingston, Sheriff-Coroner	16,000.00
0020-0009	Social Services	Kathy Gallagher, Director	12,000.00
0020-0011	In Home Support Services	Kathy Gallagher, Director	500.00
0020-0012	Public Works Petty Cash	Brian Balbas, Director	3,640.00
0020-0013	Personnel Petty Cash	Dianne Dinsmore, Director	700.00
0020-0014	Agriculture Petty Cash	Matthew Slattengren, Commissioner-Director	450.00
0020-0016	Treasurer-Tax Collector	Russell V. Watts, Treasurer-Tax Collector	895.00
0020-0017	County Counsel	Sharon Anderson, County Counsel	50.00
0020-0019	County Administrator	David Twa, County Administrator	100.00
0020-0023	County Clerk-Recorder	Joseph Canciamilla, Clerk-Recorder	2,620.00
0020-0027	Health Services	Anna Roth, RN, MS, MPH, Director	640.00
0020-0032	Auditor-Controller	Robert R. Campbell, Auditor-Controller	200.00
0020-0035	Community Services	Kathy Gallagher, Director	3,700.00
0020-0037	District Attorney	Diana Becton, District Attorney	50,000.00
0020-0039	Public Defender	Robin Lipetzky, Public Defender	1,000.00
0020-0041	Office of Emergency Services	David O. Livingston, Sheriff-Coroner	100.00
0020-0043	Animal Services	Beth Ward, Director	1,350.00
0020-0045	Veterans' Resources Center	Nathan D. Johnson, Veteran's Services Officer	50.00
0020-0046	Assessor	Gus S. Kramer, Assessor	160.00
0020-0049	EHS Immediate Need Imprest	Kathy Gallagher, Director	200,000.00
0020-0051	Public Administrator	Anna Roth, RN, MS, MPH, Director	2,000.00
0020-0053	MAC Bay Point	Federal D. Glover, Supervisor, District V	<u>100.00</u>
	<b>Total</b>		<b><u>\$ 302,405.00</u></b>

Balances of Revolving Funds and Cash Difference Funds Other Than General Fund

<b>Fund &amp; Account #</b>	<b>Title</b>	<b>Officer</b>	<b>Amount</b>
113100-0020	DA Forfeiture-Fed DOJ	Diana Becton, District Attorney	\$ 3,500.00
113400-0020	CCC Dept. Child Spprt Svcs	Melinda Self, Director	600.00
120600-0020	County Library	Melinda Cervantes, County Librarian	2,710.00
131100-0010	Treasurer-Tax Collector	Russell V. Watts, Treasurer-Tax Collector	(21,685.84)
140100-0020	Airport Enterprise	Brian Balbas, Director	400.00
145000-0020	Hospital Enterprise	Anna Roth, RN, MS, MPH, Director	37,000.00
202000-0020	CCC Fire Protection	Chief Lewis Broshard	500.00
248900-0020	County Service Area M-17	Brian Balbas, Director	5,000.00
275800-0020	County Service Area R-7	Brian Balbas, Director	5,000.00
276000-0020	County Service Area R-10	Brian Balbas, Director	3,000.00
816100-0020-0048	Law Library Trust	Carey Rowan, Director	<u>150.00</u>
		<b>Total</b>	<b><u>\$ 36,174.16</u></b>

Overages

Overage Fund 810900

Account #	Title	Amount
OF 5000355	Recorder's Office	\$ 146.32
OF 5000366	Animal Services	20.00
OF 5000501	EHSD-Administration	1.16
OF 5000540	Health Services	21.06

Fund #

120600-0621	County Library*	<u>60.26</u>
	<b>Grand Total</b>	<b><u>\$ 248.80</u></b>

Overages were transferred to General Fund Revenue on July 31, 2019, as permitted by Government Code Section 29380.1.

\*Library overages have been deposited to the County Library Fund.

Shortages

<b>Fund and Account #</b>	<b>Title</b>	<b>Amount</b>
100300-0015	Treasurer-Tax Collector	\$ 20.00
100300-0300	Sheriff-Detention	900.00
100300-0355	Recorder	75.00
100300-0502	EHSD- Children and Family Services	325.90
100300-0504	EHSD- Workforce Services	46.11
112000-0280	Conservation and Development	0.08
120600-0621	Library- Community Services	35.95
248900-7489	Service Area M17- Montalvin	5,156.74
276000-7770	Service Area R10-Rodeo	<u>680.00</u>
	<b>Total</b>	<b><u>\$ 7,239.78</u></b>

Shortages were replenished during fiscal year 2018-2019 in accordance with Government Code Section 29390.1.



**Contra  
Costa  
County**

To: Board of Supervisors  
From: Robert Campbell, Auditor-Controller  
Date: September 17, 2019

Subject: Adoption of 2019-20 Secured Property Tax Rates and Authorization to Levy the 2019-20 Property Tax Roll

---

**RECOMMENDATION(S):**

ADOPT the fiscal year 2019-20 secured property tax rates as shown on Exhibit A, attached; AUTHORIZE the levy of these rates and those adopted by cities and multi-county districts, as shown in Exhibit B, against the taxable secured property within the County that is subject to each rate (anticipated revenues specified in Exhibit A are subject to changes in the secured roll); and ADOPT and levy the 2019-20 tax rate as shown on Exhibit B for the Unitary and Operating Non-Unitary property assessed by the State Board of Equalization with a single countywide value, as recommended by the Auditor-Controller.

**FISCAL IMPACT:**

Adoption of the attached property tax rates will generate over \$2.4 billion in property tax revenues to be apportioned to the County, Cities, Schools and other eligible agencies.

---

☒ APPROVE

☒ OTHER

☒ RECOMMENDATION OF CNTY ADMINISTRATOR ☒ RECOMMENDATION OF BOARD COMMITTEE

---

Action of Board On: **09/17/2019** ☒ APPROVED AS RECOMMENDED ☐ OTHER

Clerks Notes:

**VOTE OF SUPERVISORS**

AYE: John Gioia, District I Supervisor  
Candace Andersen, District II Supervisor  
Diane Burgis, District III Supervisor  
Karen Mitchoff, District IV Supervisor  
Federal D. Glover, District V Supervisor

I hereby certify that this is a true and correct copy of an action taken and entered on the minutes of the Board of Supervisors on the date shown.

ATTESTED: September 17, 2019

David J. Twa, County Administrator and Clerk of the Board of Supervisors

By: Stephanie Mello, Deputy

Contact: Joanne Bohren,  
925-335-8610

cc:

### BACKGROUND:

Under Government Code Section 29100, the Board of Supervisors (Board) is responsible for the adoption by resolution of the tax rates for the current year secured property tax roll. The General Obligation Bond rates are provided by the Auditor-Controller at a level adequate to support the annual debt service requirements and necessary bond reserves. Government Code Section 29101 requires that the Board levy these rates on the appropriate taxable property in the County. Revenue and Taxation Code Section 100(b) provides for the tax rate to be applied to the Unitary and Operating Non-Unitary property.

### CONSEQUENCE OF NEGATIVE ACTION:

Failure to approve this action will result in the County not being in compliance with Government Code Section 29101 and this will result in the loss of over \$2.4 billion in property tax revenues.

### ATTACHMENTS

Exhibit A

Exhibit B

**Exhibit A**

## COUNTYWIDE TAX AND TAX RATES CALCULATED BY THE AUDITOR-CONTROLLER

Government Code Section 29142 allows a collection fee for debt service requirements on bonds authorized and issued by special districts up to one-fourth of one percent. The tax amounts and rates for special districts include an additional one-fourth of one percent as the County's collection fee.

	Amount to be raised on Secured Roll	Rate as Percentage of Full Value
Countywide tax	\$2,101,382,000	1.0000 %
<u>LOCAL SPECIAL DISTRICTS</u>		
Contra Costa Water Land Levy	723,000	.0026
Pleasant Hill Rec. & Park 2009	1,514,300	.0183
<u>SCHOOL DISTRICTS</u>		
ELEMENTARY:		
Brentwood Elementary 1997	1,903,700	.0173
Brentwood Elementary 2003	1,926,300	.0175
Brentwood Elementary 2016	2,965,500	.0269
Byron Elementary 2006	895,700	.0275
Lafayette Elementary 1995	1,750,500	.0180
Lafayette Elementary 2016	2,147,000	.0221
Moraga Elementary 1995	768,100	.0171
Moraga Elementary 2016	1,266,500	.0281
Oakley Elementary 1998	523,600	.0119
Oakley Elementary 2004	995,100	.0225
Oakley Elementary 2016	1,066,800	.0241
Orinda Elementary	1,048,100	.0144
Orinda Union 2018E	2,119,000	.0290
Orinda Union 2018I	2,119,000	.0290
Walnut Creek Elementary 1995	1,108,100	.0073
Walnut Creek Elementary 2002	1,104,300	.0072
Walnut Creek Elementary 2016	1,788,900	.0117
HIGH SCHOOL:		
Acalanes Union 1997	4,328,300	.0118
Acalanes Union 2002	7,667,300	.0208
Liberty Union 1994	544,400	.0028
Liberty Union 2001	2,922,700	.0150
Liberty Union 2016	4,305,500	.0221
UNIFIED SCHOOL DISTRICTS:		
Antioch USD SFID 2008	3,359,700	.0500
Antioch USD SFID 2012	2,304,200	.0343
John Swett 2002	608,900	.0227
John Swett 2008	1,420,300	.0529
John Swett 2016-P	1,086,600	.0405
John Swett 2016-Q	745,800	.0278
Martinez Unified 2010	3,305,000	.0506
Martinez Unified 2016	3,665,800	.0561
Mt Diablo 2002	12,047,800	.0284
Mt Diablo 2010	20,569,100	.0485
Mt Diablo 2018	5,883,800	.0139
Pittsburg Unified 1995	0	.0000
Pittsburg Unified 2004	267,500	.0054
Pittsburg Unified 2006	2,226,300	.0450
Pittsburg Unified 2010	2,031,600	.0410
Pittsburg Unified 2014	2,146,200	.0433
San Ramon Unified 2002	25,079,400	.0492
San Ramon Unified 2012	13,111,900	.0258
West Contra Costa Unified 1998	1,438,200	.0045
West Contra Costa Unified 2000	5,532,300	.0174
West Contra Costa Unified 2002	19,179,300	.0600
West Contra Costa Unified 2005	19,179,300	.0600
West Contra Costa Unified 2010	15,343,400	.0480
West Contra Costa Unified 2012	15,343,400	.0480
COMMUNITY COLLEGE:		
CC Community College 2002	6,044,600	.0030
CC Community College 2006	12,856,100	.0063
CC Community College 2014	19,638,500	.0095



**Exhibit B****TAX RATES ADOPTED BY OTHER DISTRICTS**

Per certifications received from the governing body of each district.

Rate as Percentage  
of Full Value

**MULTI-COUNTY DISTRICTS:**

Bay Area Rapid Transit 2004	.0074 %
Bay Area Rapid Transit 2016	.0046
East Bay Regional Park	.0094
Livermore Joint Unified 1999	.0298
Livermore Jt 2016	.0445
Chabot-Las Positas Comm Coll 2004	.0092
Chabot-Las Positas Comm Coll 2016	.0330

**CITIES:**

Orinda Roads Bond 2014	.0139
Orinda Roads Bond 2016	.0186
Brentwood, City of	.0048
Lafayette, City of	.0060
Richmond Pension Tax	.1400
Martinez Park Bond 2008	.0181

**TAX LEVY FOR UNITARY AND OPERATING NON-UNITARY PROPERTY FOR 2019/20**

Rate as Percentage  
of Full Value

Countywide Tax (UNITARY)	1.6865 %
-----------------------------	----------



**Contra  
Costa  
County**

To: Board of Supervisors  
From: Russell Watts, Treasurer-Tax Collector  
Date: September 17, 2019

Subject: Treasurer's Quarterly Investment Report as of June 30, 2019

---

**RECOMMENDATION(S):**

ACCEPT the Treasurer's Quarterly Investment Report (the "Report") as of June 30, 2019, as recommended by the County Treasurer-Tax Collector and Contra Costa County Treasury Oversight Committee.

**FISCAL IMPACT:**

None.

**BACKGROUND:**

Government Code Section 53646 requires the County Treasurer to prepare quarterly reports to the Board of Supervisors describing County investments including type, par value, cost, and market value. Attached please find the report covering the period April 1, 2019 through June 30, 2019.

As of June 30, 2019, the par value, cost, and market value of Contra Costa County Investment Pool were \$3,767,187,803.15, \$3,750,955,179.05, and \$3,767,036,507.72, respectively. The weighted yield to maturity was 2.41% and the weighted average days to maturity were 174 days.

As of June 30, 2019, The Treasurer's investment portfolio was in compliance with Government Code 53600 et. seq. and with the Treasurer's current investment policy.

---

☒ APPROVE

☐ OTHER

☒ RECOMMENDATION OF CNTY ADMINISTRATOR ☐ RECOMMENDATION OF BOARD COMMITTEE

---

Action of Board On: **09/17/2019** ☒ APPROVED AS RECOMMENDED ☐ OTHER

Clerks Notes:

**VOTE OF SUPERVISORS**

AYE: John Gioia, District I Supervisor  
Candace Andersen, District II Supervisor  
Diane Burgis, District III Supervisor  
Karen Mitchoff, District IV Supervisor  
Federal D. Glover, District V Supervisor

I hereby certify that this is a true and correct copy of an action taken and entered on the minutes of the Board of Supervisors on the date shown.

ATTESTED: September 17, 2019

David J. Twa, County Administrator and Clerk of the Board of Supervisors

By: Stephanie Mello, Deputy

Contact: Brice Bins, (925)  
957-2848


cc:

BACKGROUND: (CONT'D)

Historical activities combined with future cash flow projections indicate that the County has sufficient liquidity to meet its obligations for the next six months.

ATTACHMENTS

QtrlyRpt\_063019



CONTRA COSTA COUNTY  
TREASURER'S QUARTERLY INVESTMENT REPORT  
AS OF JUNE 30, 2019

## **TABLE OF CONTENTS**

	<b><u>Page</u></b>
<b>I. Executive Summary</b>	<b>1</b>
<b>II. Contra Costa County Investment Pool Summary</b>	<b>2</b>
<b>III. Appendix</b>	
A. Investment Portfolio Detail—Managed by Treasurer’s Office	
1. Portfolio Statement	6
2. Market Valuation Sources	24
B. Investment Portfolio Detail – Managed by Outside Contracted Parties	
1. PFM	25
2. State of California Local Agency Investment Fund	39
3. Wells Capital Management	40
4. CalTRUST Short Term*	98
5. CalTRUST Liquidity	98
6. Other	
a. East Bay Regional Communications System Authority (EBRCS)	103

\*No investment in the CalTRUST Short Term fund as of 6/30/19.

## **EXECUTIVE SUMMARY**

- The Treasurer's investment portfolio is in compliance with Government Code 53600 et. seq..
- The Treasurer's investment portfolio is in compliance with the Treasurer's current investment policy.
- The Treasurer's investment portfolio has no securities lending, reverse repurchase agreements or derivatives.
- As of 6/30/19, the fair value of the Treasurer's investment portfolio was 1.0043% of the cost. More than 82 percent of the portfolio or over \$3.12 billion will mature in less than a year. Historical activities combined with future cash flow projections indicate that the County is able to meet its cash flow needs for the next six months.
- Treasurer's Investment Portfolio Characteristics

Par	\$3,767,187,803.15
Cost	\$3,750,955,179.05
Market Value	\$3,767,036,507.72
Weighted Yield to Maturity	2.41%
Weighted Average Days to Maturity	174 days
Weighted Duration	0.46 year

### Notes:

1. All reporting information is unaudited but due diligence was utilized in its preparation.
2. There may be slight differences between the investment pool summary pages and the attached statements and exhibits from time to time. The variances are largely due to the timing difference in recording and/or posting transactions, interests, security values, etc.
3. All securities and amounts reported are denominated in U.S. Dollars.

**CONTRA COSTA COUNTY INVESTMENT POOL**  
**As of June 30, 2019**

<u>TYPE</u>	<u>PAR VALUE</u>	<u>COST</u>	<u>FAIR VALUE</u>	<u>PERCENT OF TOTAL COST</u>
<b>A. Investments Managed by Treasurer's Office</b>				
1. U.S. Treasuries (STRIPS, Bills, Notes)	\$18,230,000.00	\$17,975,004.83	\$18,167,957.65	0.48%
2. U.S. Agencies				
Federal Home Loan Banks	254,786,000.00	253,619,466.75	254,974,382.42	6.76%
Federal National Mortgage Association	42,805,000.00	42,559,516.99	43,054,128.67	1.13%
Federal Farm Credit Banks	125,978,000.00	125,882,148.84	126,259,482.48	3.36%
Federal Home Loan Mortgage Corporation	99,781,000.00	98,406,744.66	99,313,010.05	2.62%
Subtotal	523,350,000.00	520,467,877.24	523,601,003.62	13.88%
3. Supranationals - International Government	353,779,000.00	351,654,452.60	354,136,794.82	9.38%
4. Money Market Instruments				
Commercial Paper	1,015,500,000.00	1,008,929,825.41	1,012,741,224.70	26.90%
Negotiable Certificates of Deposit	821,656,000.00	821,656,000.00	821,770,143.69	21.91%
Time Deposit	3,397.22	3,397.22	3,341.29	0.00%
Subtotal	1,837,159,397.22	1,830,589,222.63	1,834,514,709.68	48.80%
5. Corporate Notes	400,145,000.00	396,246,113.59	400,997,263.63	10.56%
<b>TOTAL (Section A.)<sup>1</sup></b>	<b>3,132,663,397.22</b>	<b>3,116,932,670.89</b>	<b>3,131,417,729.40</b>	<b>83.10%</b>
<b>B. Investments Managed by Outside Contractors</b>				
1. PFM	112,437,095.19	112,194,285.14	112,993,265.39	2.99%
2. Local Agency Investment Fund (LAIF)	244,502,765.20	244,502,765.20	244,921,302.59 <sup>2</sup>	6.52%
3. Wells Capital Management	44,495,451.48	44,236,363.76	44,615,116.28 <sup>3</sup>	1.18%
4. CalTRUST (Short-Term Fund)	-	-	-	0.00%
5. CalTRUST (Liquidity Fund)	102,610,805.75	102,610,805.75	102,610,805.75	2.74%
6. Other				
a. EBRCS Bond	1,602,439.52	1,602,439.52	1,602,439.52	0.04%
<b>TOTAL (Section B.)</b>	<b>505,648,557.14</b>	<b>505,146,659.37</b>	<b>506,742,929.53</b>	<b>13.47%</b>
<b>C. Cash</b>	<b>128,875,848.79</b>	<b>128,875,848.79</b>	<b>128,875,848.79</b>	<b>3.44%</b>
<b><sup>4</sup>GRAND TOTAL (FOR A , B, &amp; C)</b>	<b>\$3,767,187,803.15</b>	<b>\$3,750,955,179.05</b>	<b>\$3,767,036,507.72</b>	<b>100.00%</b>

## Notes:

1. Excludes funds managed by PFM retained by Contra Costa School Insurance Group and Community College District
2. Estimated Fair Value
3. Base Market Value plus Accrued Interest
4. Does not include the Futuris Public Entity Trust of the Contra Costa Community College District Retirement Board of Authority

**CONTRA COSTA COUNTY INVESTMENT POOL**  
**As of June 30, 2019**

---

**CONTRA COSTA COUNTY INVESTMENT POOL - EARNING STATISTICS**

	Fiscal Year To Date	Quarter To Date
Average Daily Balance (\$)	3,387,371,735.84	3,891,133,621.43
Net Earnings (\$)	78,624,019.06	23,864,237.05
Earned Income Yield	2.29%	2.43%

**CONTRA COSTA COUNTY INVESTMENT POOL - PORTFOLIO STATISTICS**

Investment Type	Par Value (\$)	Fair Value (\$)	YTM  (%)	WAM  (days)	Percentage of Portfolio
U.S. Treasury	18,230,000.00	18,167,957.65	2.47	72	0.48%
Agencies	523,350,000.00	523,601,003.62	2.17	347	13.90%
Commercial Paper	1,015,500,000.00	1,012,741,224.70	2.42	42	26.88%
NCD/YCD	821,656,000.00	821,770,143.69	2.46	43	21.81%
Corporate Notes	400,145,000.00	400,997,263.63	2.64	570	10.64%
Time Deposit	3,397.22	3,341.29	0.40	329	0.00%
Supranationals	353,779,000.00	354,136,794.82	2.39	229	9.40%
PFM	112,437,095.19	112,993,265.39	2.28	662	3.00%
LAIF	244,502,765.20	244,921,302.59	2.43	1	6.50%
CalTRUST (Short Term)	-	-	0.00	1	0.00%
CalTRUST (Liquidity)	102,610,805.75	102,610,805.75	2.38	0	2.72%
Wells Cap	44,495,451.48	44,615,116.28	2.22	245	1.18%
Misc. <sup>1</sup>	1,602,439.52	1,602,439.52	0.00	N/A	0.04%
Cash	128,875,848.79	128,875,848.79	2.39	0	3.42%
<b>Total Fund<sup>3</sup></b>	<b><u>3,767,187,803.15</u></b>	<b><u>3,767,036,507.72</u></b>	<b><u>2.41</u></b>	<b><u>174</u></b>	<b><u>100.00%</u></b>

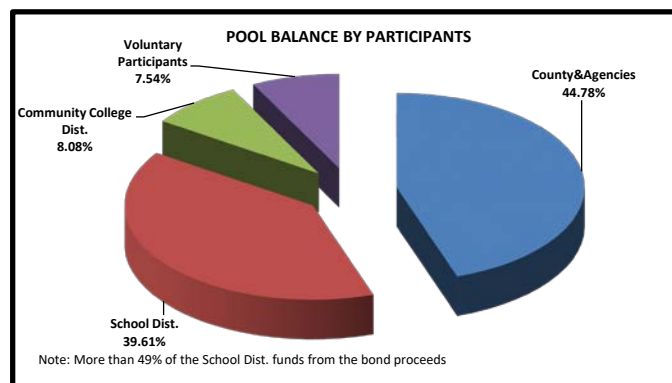
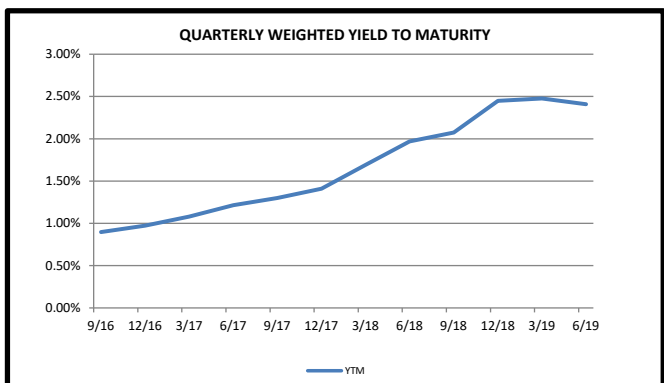
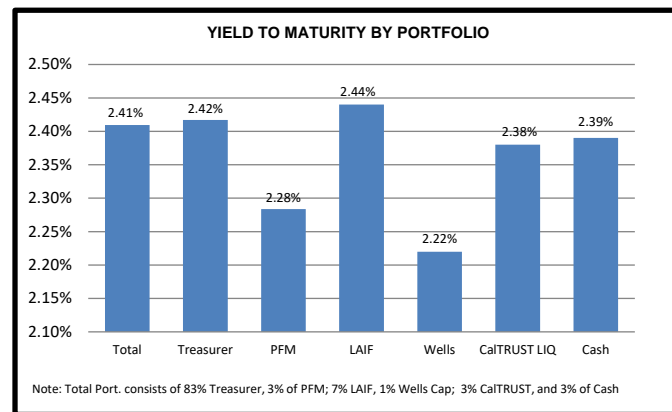
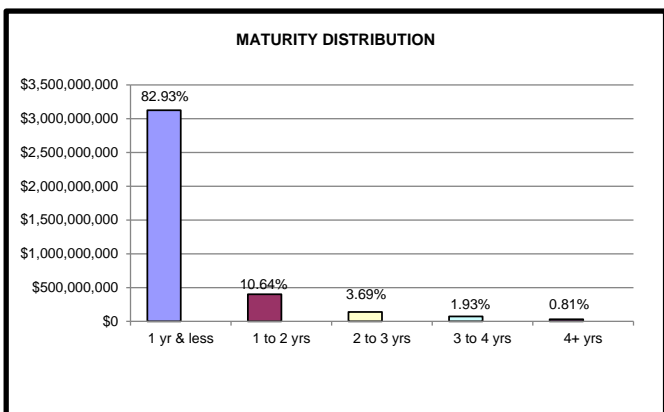
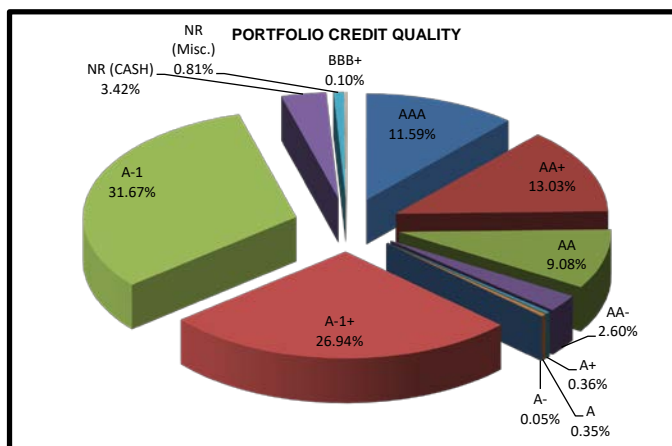
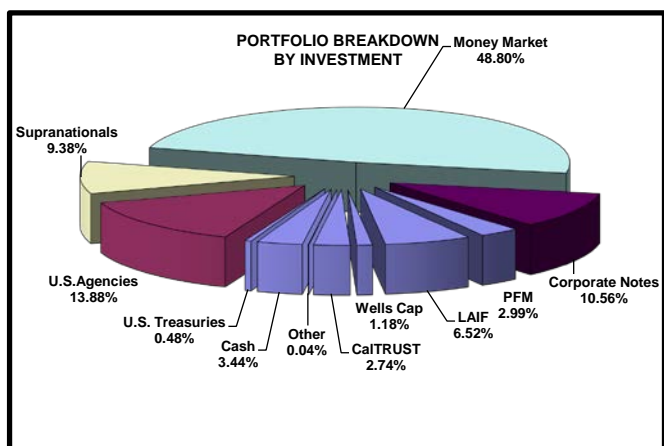
1. East Bay Regional Communications System Authority.

2. Average Earning Allowance for this quarter.

3. Excludes the Futuris Public Entity Trust of the CCCCD Retirement Board of Authority.



**CONTRA COSTA COUNTY  
INVESTMENT POOL  
AT A GLANCE**  
*As of June 30, 2019*

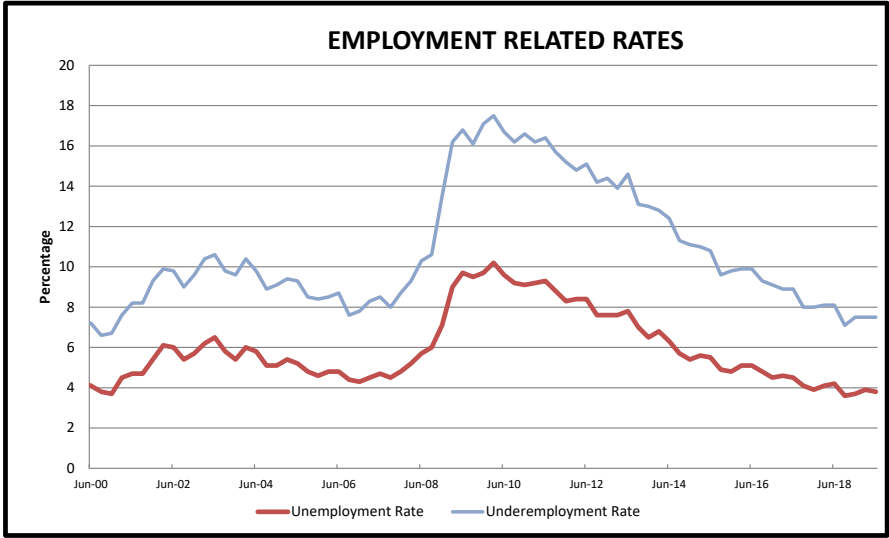
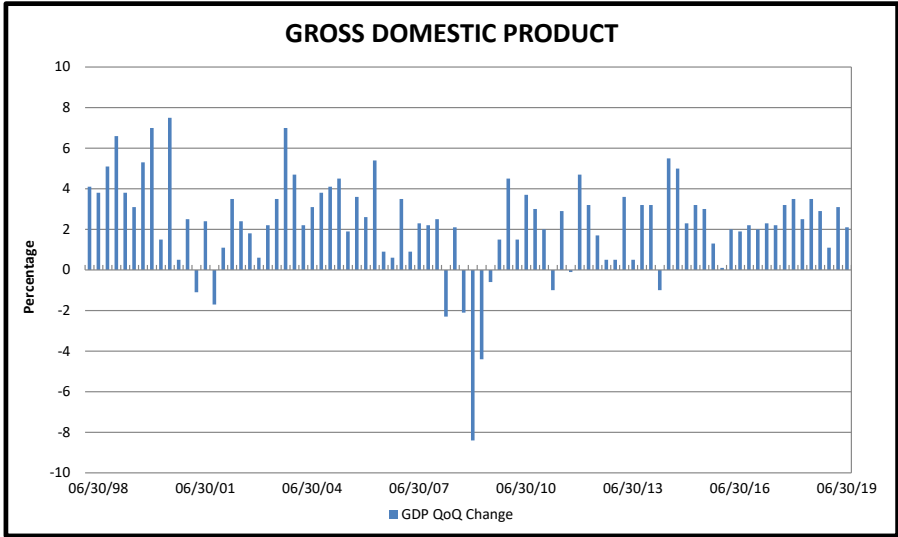
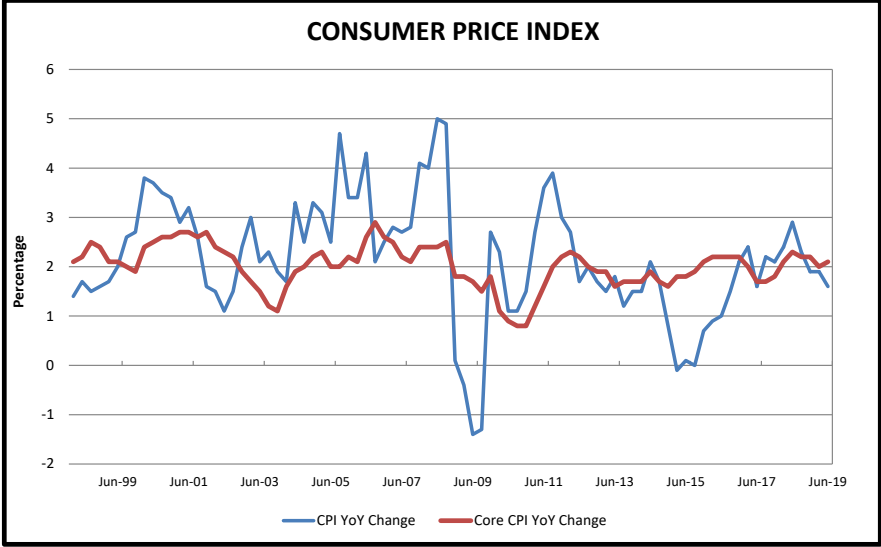
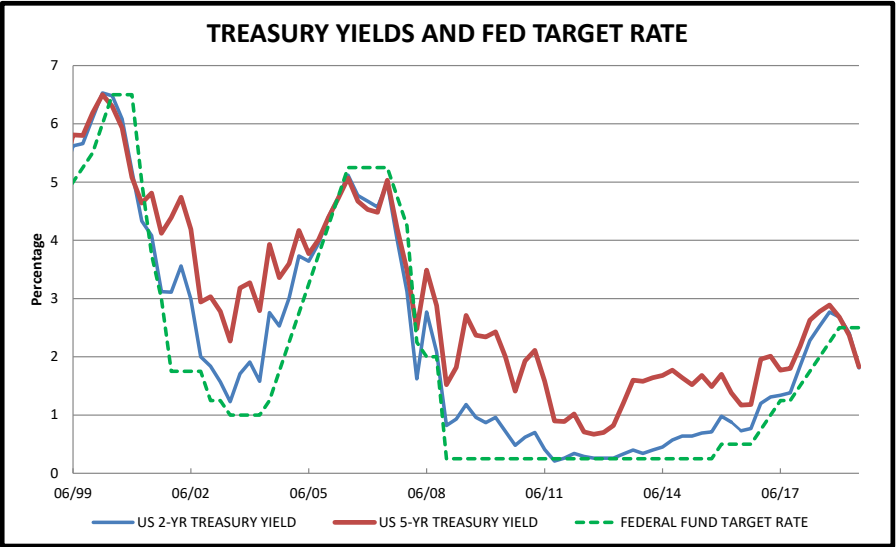


**NOTES TO INVESTMENT PORTFOLIO SUMMARY AND AT A GLANCE AS OF JUNE 30, 2019**

1. All report information is unaudited but due diligence was utilized in its preparation.
2. There may be slight differences between the portfolio summary page and the attached exhibits and statements for investments managed by outside contractors or trustees. The variance is due to the timing difference in recording transactions associated with outside contracted parties during interim periods and later transmitted to the appropriate county agency and/or the Treasurer's Office. In general, the Treasurer's records reflect booked costs at the beginning of a period.
3. All securities and amounts included in the portfolio are denominated in United States Dollars.
4. The Contra Costa County investment portfolio maintains Standard & Poor's highest credit quality rating of AAAf and lowest volatility of S1+. The portfolio consists of a large portion of short-term investments with credit rating of A-1/P-1 or better. The majority of the long-term investments in the portfolio are rated AA or better.
5. In accordance with Contra Costa County's Investment Policy, the Treasurer's Office has constructed a portfolio that safeguards the principal, meets the liquidity needs and achieves a return. As a result, more than 82% of the portfolio will mature in less than a year with a weighted average maturity of 174 days.

MAJOR MARKET AND ECONOMIC DATA

AS OF JUNE 30, 2019



Note:  
All data provided by Bloomberg.

## **SECTION III**

### **APPENDIX**

#### **A. INVESTMENT PORTFOLIO DETAIL - MANAGED BY TREASURER'S OFFICE**



# Inventory by Market Value

Page 6

As Of Date: 06/30/2019

Date Basis: Settlement

Run: 07/23/2019 01:33:56 PM

Reporting Currency: Local

## Contra Costa County

Inv. No.	Description	CUSIP	Purchase Maturity	Coupon YTM TR	Current Par /Share Current Book	Market Value Market Price	Curr Accr Int Price Source	Unrealized Gain Unrealized Loss
<b>Inv Type: 1 SUPRANATIONALS</b>								
82978	SUP INTL BK RECON &	459058EV1	03/10/2016	1.250000	5,000,000.00	4,995,800.00	26,912.50	11,600.00
			07/26/2019	1.345903	4,984,200.00	99.916000	IDC-FIS	0.00
83435	SUPRA INTL BK RECON	459058FS7	11/29/2016	1.126000	10,000,000.00	9,955,000.00	10,634.97	93,100.00
			11/27/2019	1.832388	9,861,900.00	99.550000	IDC-FIS	0.00
83473	GOV SUPRA INTER-AME	4581X0BY3	12/07/2016	1.125000	10,000,000.00	9,977,800.00	34,062.50	87,100.00
			09/12/2019	1.530191	9,890,700.00	99.778000	IDC-FIS	0.00
83585	SUPRA INTL BK RECON	459058EV1	01/31/2017	1.250000	10,000,000.00	9,991,600.00	53,819.44	59,700.00
			07/26/2019	1.530185	9,931,900.00	99.916000	IDC-FIS	0.00
83686	SUP INTL BK RECON &	459058FA6	04/07/2017	1.376000	20,000,000.00	19,893,400.00	69,564.44	24,800.00
			03/30/2020	1.602582	19,868,600.00	99.467000	IDC-FIS	0.00
83927	SUPRA INTL BK RECON	4581X0BY3	10/13/2017	1.125000	10,000,000.00	9,977,800.00	34,062.50	74,000.00
			09/12/2019	1.637439	9,903,800.00	99.778000	IDC-FIS	0.00
84187	SUP INTL BK RECON A	45905US96	02/08/2018	2.400000	10,000,000.00	10,000,000.00	95,333.33	0.00
			02/08/2021	2.400000	10,000,000.00	100.000000	BOOK	0.00
84206	SUPRA IFC	45950KCM0	01/26/2018	2.250000	20,000,000.00	20,105,800.00	195,000.00	155,800.00
			01/25/2021	2.336839	19,950,000.00	100.529000	IDC-FIS	0.00
84507	SUPRA IFC NOTE	45950KCM0	06/26/2018	2.250000	20,000,000.00	20,105,800.00	195,000.00	343,200.00
			01/25/2021	2.729079	19,762,600.00	100.529000	IDC-FIS	0.00
84589	SUPRA INTL FINANCE	45950VMJ2	09/06/2018	2.750000	30,000,000.00	30,239,400.00	258,958.26	239,400.00
			09/08/2020	2.750000	30,000,000.00	100.798000	IDC-FIS	0.00
84623	SUPRA INTL FINANCE	45950VMJ2	09/20/2018	2.750000	20,000,000.00	20,159,600.00	172,638.85	203,640.00
			09/08/2020	2.865525	19,955,960.00	100.798000	IDC-FIS	0.00
84650	RM SUPRA IBRD	459058FQ1	10/11/2018	1.200000	379,000.00	378,082.82	1,149.63	4,654.12
			09/30/2019	2.746752	373,428.70	99.758000	IDC-FIS	0.00
84693	SUPRA INTL FINANCE	45950VMQ6	11/13/2018	3.000000	30,000,000.00	30,265,500.00	120,000.00	265,500.00
			11/13/2020	3.000000	30,000,000.00	100.885000	IDC-FIS	0.00
84755	RM SUPRA IADB	4581X0CD8	12/06/2018	2.125000	2,000,000.00	2,004,960.00	6,138.89	34,872.00
			11/09/2020	2.929235	1,970,088.00	100.248000	IDC-FIS	0.00
			<b>Subtotal</b>	2.161963	197,379,000.00	198,050,542.82	1,273,275.31	1,597,366.12
				2.362923	196,453,176.70	100.340230		0.00

## Inv Type: 5 SUPRANATIONALS DISC

84975	SUPRA IBRD DISC	459052JQ0	04/05/2019	2.400000	30,000,000.00	29,954,100.00	174,000.08	4,100.02
			07/26/2019	2.418056	29,775,999.90	99.847000	IDC-FIS	0.00



# Inventory by Market Value

Page 7

As Of Date: 06/30/2019

Date Basis: Settlement

Run: 07/23/2019 01:33:56 PM

Reporting Currency: Local

## Contra Costa County

Inv. No.	Description	CUSIP	Purchase Maturity	Coupon YTM TR	Current Par /Share Current Book	Market Value Market Price	Curr Accr Int Price Source	Unrealized Gain Unrealized Loss
84981	SUPRA IBRD DISC	459052JU1	04/08/2019	2.420000	30,000,000.00	29,946,900.00	169,399.98	5,383.32
			07/30/2019	2.438523	29,772,116.70	99.823000	IDC-FIS	0.00
84986	SUPRA IADB DISC	45818KJV5	04/09/2019	2.420000	30,000,000.00	29,945,100.00	167,383.09	5,599.91
			07/31/2019	2.438520	29,772,117.00	99.817000	IDC-FIS	0.00
84991	SUPRA IFC DISC	459516JV3	04/10/2019	2.420000	30,000,000.00	29,945,100.00	165,366.69	5,600.01
			07/31/2019	2.438358	29,774,133.30	99.817000	IDC-FIS	0.00
84999	SUPRA IADB DISC	45818KJV5	04/11/2019	2.440000	30,000,000.00	29,945,100.00	164,699.27	6,099.73
			07/31/2019	2.458485	29,774,301.00	99.817000	IDC-FIS	0.00
85081	PW SUPRA IBRD DISC	459052PD2	06/03/2019	2.340000	4,300,000.00	4,266,374.00	7,826.00	3,827.00
			11/12/2019	2.364902	4,254,721.00	99.218000	IDC-FIS	0.00
85082	PW SUPRA IBRD DISC	459052PD2	06/03/2019	2.340000	1,100,000.00	1,091,398.00	2,002.00	979.00
			11/12/2019	2.364902	1,088,417.00	99.218000	IDC-FIS	0.00
85083	PW SUPRA IBRD DISC	459052PD2	06/03/2019	2.340000	1,000,000.00	992,180.00	1,820.00	890.00
			11/12/2019	2.364902	989,470.00	99.218000	IDC-FIS	0.00
<b>Subtotal</b>				2.416736	156,400,000.00	156,086,252.00	852,497.11	32,478.99
				2.435390	155,201,275.90	99.799394		0.00

### Inv Type: 11 TREASURY BILLS

84619	AUHSD GOV US TREASU	912796RA9	09/17/2018	2.475000	2,600,000.00	2,589,421.81	51,301.25	2,470.56
			09/12/2019	2.537811	2,535,650.00	99.593147	IDC-FIS	0.00
84620	AUHSD GOV US TREASU	912796RA9	09/17/2018	2.475000	110,000.00	109,552.46	2,170.44	104.52
			09/12/2019	2.537811	107,277.50	99.593147	IDC-FIS	0.00
84826	RM GOV US TREASURY	912796RW1	01/03/2019	2.415049	1,000,000.00	999,853.33	12,008.16	121.67
			07/05/2019	2.445066	987,723.50	99.985333	IDC-FIS	0.00
84841	PW GOV US TREASURY	912796QR3	01/18/2019	2.425000	1,350,000.00	1,348,828.34	14,913.75	374.28
			07/18/2019	2.454932	1,333,540.31	99.913211	IDC-FIS	0.00
84891	CCCSD GOV US TREASU	912796SF7	02/28/2019	2.430000	4,000,000.00	3,986,691.15	33,210.00	2,621.15
			08/29/2019	2.460224	3,950,860.00	99.667279	IDC-FIS	0.00
84898	CCCSD GOV US TREASU	912796SF7	03/04/2019	2.440000	4,000,000.00	3,986,691.15	32,262.22	2,686.71
			08/29/2019	2.469797	3,951,742.22	99.667279	IDC-FIS	0.00
84942	CCCSD GOV US TREASU	912796SJ9	03/21/2019	2.430000	5,000,000.00	4,977,463.41	34,425.00	4,463.41
			09/19/2019	2.460224	4,938,575.00	99.549268	IDC-FIS	0.00
<b>Subtotal</b>				2.437695	18,060,000.00	17,998,501.65	180,290.82	12,842.30
				2.472628	17,805,368.53	99.659478		0.00



# Inventory by Market Value

Page 8

As Of Date: 06/30/2019

Date Basis: Settlement

Run: 07/23/2019 01:33:56 PM

Reporting Currency: Local

## Contra Costa County

Inv. No.	Description	CUSIP	Purchase Maturity	Coupon YTM TR	Current Par /Share Current Book	Market Value Market Price	Curr Accr Int Price Source	Unrealized Gain Unrealized Loss
<b>Inv Type: 12 TREASURY NOTES</b>								
83893	WT GOV US TREASURY	9128282S8	09/11/2017	1.625000	170,000.00	169,456.00	923.34	0.00
			08/31/2022	1.670000	169,636.30	99.680000	IDC-FIS	-180.30
			<b>Subtotal</b>	1.625000	170,000.00	169,456.00	923.34	0.00
				1.670000	169,636.30	99.680000		-180.30

## Inv Type: 22 FEDERAL HOME LOAN BANKS

82694	RM GOV FHLB NOTES	313380FB8	09/21/2015	1.375000	2,500,000.00	2,495,775.00	10,312.50	0.00
			09/13/2019	1.400130	2,497,575.00	99.831000	IDC-FIS	-1,800.00
82929	KFPD GOV FHLB NOTES	313381CA1	01/27/2016	1.375000	250,000.00	248,042.50	190.97	0.00
			12/11/2020	1.513574	248,377.50	99.217000	IDC-FIS	-335.00
82930	KFPD GOV FHLB NOTES	313381C94	01/27/2016	1.250000	250,000.00	248,955.00	156.25	0.00
			12/13/2019	1.326075	249,282.50	99.582000	IDC-FIS	-327.50
82931	KFPD GOV FHLB NOTES	3130A3UQ5	01/25/2016	1.875000	250,000.00	249,907.50	260.42	0.00
			12/11/2020	1.570027	253,565.00	99.963000	IDC-FIS	-3,657.50
83167	RM GOV FHLB NOTES	3133834H1	06/10/2016	1.375000	1,865,000.00	1,853,138.60	1,353.42	0.00
			06/12/2020	1.180179	1,879,174.00	99.364000	IDC-FIS	-26,035.40
83168	RM GOV FHLB NOTES	3133834H1	06/10/2016	1.375000	5,265,000.00	5,231,514.60	3,820.85	0.00
			06/12/2020	1.180179	5,305,014.00	99.364000	IDC-FIS	-73,499.40
83434	GOV FHLB NOTES	3130AA2H0	11/29/2016	1.125000	20,000,000.00	19,912,200.00	20,000.00	0.00
			11/29/2019	1.165139	19,976,400.00	99.561000	IDC-FIS	-64,200.00
83629	WT GOV FHLB NOTES	3130AABG2	03/08/2017	1.875000	170,000.00	170,358.70	283.33	1,694.90
			11/29/2021	2.050128	168,663.80	100.211000	IDC-FIS	0.00
83728	RM GOV FHLB NOTES	3130AB5A0	04/27/2017	1.750000	5,000,000.00	4,990,250.00	20,416.67	0.00
			04/07/2021	1.723000	5,005,108.25	99.805000	IDC-FIS	-14,858.25
83924	GOV FHLB NOTES	3130ACLS1	10/11/2017	1.550000	20,000,000.00	19,989,200.00	68,888.89	0.00
			10/11/2019	1.577535	19,989,200.00	99.946000	BOOK	0.00
84066	RM GOV FHLB NOTES	3130AAB49	12/08/2017	1.875000	4,500,000.00	4,506,345.00	4,921.88	45,220.50
			12/10/2021	2.100994	4,461,124.50	100.141000	IDC-FIS	0.00
84190	RM GOV FHLB NOTES	3130ADME9	02/08/2018	2.375000	3,500,000.00	3,526,495.00	33,019.10	26,495.00
			02/08/2021	2.375000	3,500,000.00	100.757000	IDC-FIS	0.00
84420	WT GOV FHLB NOTE	3130AE3Q1	05/21/2018	2.735000	165,000.00	169,235.55	890.01	5,277.69
			04/20/2022	2.906513	163,957.86	102.567000	IDC-FIS	0.00
84459	RM GOV FHLB NOTE	3130AEEQ9	06/01/2018	2.650000	2,500,000.00	2,560,100.00	8,281.25	62,417.50
			05/16/2022	2.675015	2,497,682.50	102.404000	IDC-FIS	0.00



## Inventory by Market Value

Page 9

As Of Date: 06/30/2019

Date Basis: Settlement

Run: 07/23/2019 01:33:56 PM

Reporting Currency: Local

### Contra Costa County

Inv. No.	Description	CUSIP	Purchase Maturity	Coupon YTM TR	Current Par /Share Current Book	Market Value Market Price	Curr Accr Int Price Source	Unrealized Gain Unrealized Loss
84460	RM GOV FHLB NOTE	3130AEEP1	06/01/2018	2.550000	2,500,000.00	2,534,275.00	5,843.75	35,345.00
			05/28/2021	2.565000	2,498,930.00	101.371000	IDC-FIS	0.00
84480	RM FHLB NOTE	3130AEEP1	06/08/2018	2.550000	5,000,000.00	5,068,550.00	11,687.50	88,780.00
			05/28/2021	2.692494	4,979,770.00	101.371000	IDC-FIS	0.00
84489	RM FHLB NOTE	3130AEBM1	06/08/2018	2.750000	5,000,000.00	5,131,850.00	8,020.66	147,525.00
			06/10/2022	2.832511	4,984,325.00	102.637000	IDC-FIS	0.00
84581	GOV FHLB NOTES	3130AEU65	08/29/2018	2.625000	20,000,000.00	20,147,200.00	189,583.33	178,360.00
			08/21/2020	2.706385	19,968,840.00	100.736000	IDC-FIS	0.00
84637	GOV FHLB NOTES	3130AF2D8	10/01/2018	2.860000	20,000,000.00	20,227,200.00	120,755.56	235,640.00
			10/15/2020	2.881030	19,991,560.00	101.136000	IDC-FIS	0.00
84712	RM GOV FHLB NOTES	3130ABCV6	11/27/2018	1.690000	5,000,000.00	4,981,200.00	9,858.33	126,300.00
			05/19/2021	2.912372	4,854,900.00	99.624000	IDC-FIS	0.00
84713	RM GOV FHLB NOTES	3130AEV80	11/27/2018	2.750000	5,000,000.00	5,149,100.00	43,923.61	188,405.00
			09/06/2022	2.965325	4,960,695.00	102.982000	IDC-FIS	0.00
84835	RM GOV FHLB NOTES	3130A3KM5	01/16/2019	2.500000	2,000,000.00	2,048,480.00	3,055.56	57,308.00
			12/09/2022	2.619519	1,991,172.00	102.424000	IDC-FIS	0.00
85034	CLT GOV FHLB NOTES	3130AGBN4	04/26/2019	2.375000	250,000.00	250,630.00	1,138.02	778.75
			04/22/2020	2.435975	249,917.22	100.252000	IDC-FIS	0.00
			<b>Subtotal</b>	2.070072	130,965,000.00	131,690,002.45	566,661.86	1,199,547.34
				2.157651	130,675,234.13	100.553585		-184,713.05

### Inv Type: 23 FEDERAL NATIONAL MORTGAGE ASSO

82119	WT GOV FNMA NOTES	3135G0ZG1	09/12/2014	1.750000	166,000.00	165,829.02	879.57	931.26
			09/12/2019	1.889799	164,897.76	99.897000	IDC-FIS	0.00
82436	WT GOV FNMA NOTES	3135G0A78	03/16/2015	1.625000	170,000.00	169,559.70	1,227.78	0.00
			01/21/2020	1.627650	169,977.90	99.741000	IDC-FIS	-418.20
83000	RM GOV FNMA NOTES	3136G1C98	03/28/2016	1.420000	4,000,000.00	3,984,520.00	23,035.56	0.00
			02/05/2020	1.286438	4,020,000.00	99.613000	IDC-FIS	-35,480.00
83210	RM GOV FNMA NOTES	3136G16D6	07/12/2016	1.350000	2,465,000.00	2,449,396.55	462.19	0.00
			06/26/2020	1.070378	2,491,622.00	99.367000	IDC-FIS	-42,225.45
83474	RM GOV FNMA NOTES	3136G04H1	12/07/2016	1.700000	4,998,000.00	4,982,906.04	11,328.80	0.00
			11/13/2020	1.720219	4,994,151.54	99.698000	IDC-FIS	-11,245.50
83810	RM GOV FNMA NOTES	3135G0J20	06/29/2017	1.375000	4,000,000.00	3,969,240.00	19,097.22	7,880.00
			02/26/2021	1.648008	3,961,360.00	99.231000	IDC-FIS	0.00
84217	GOV FNMA NOTES	3135G0S38	03/01/2018	2.000000	5,000,000.00	5,026,250.00	48,888.89	133,665.00
			01/05/2022	2.590321	4,892,585.00	100.525000	IDC-FIS	0.00



## Inventory by Market Value

Page 10

As Of Date: 06/30/2019

Date Basis: Settlement

Run: 07/23/2019 01:33:56 PM

Reporting Currency: Local

### Contra Costa County

Inv. No.	Description	CUSIP	Purchase Maturity	Coupon YTM TR	Current Par /Share Current Book	Market Value Market Price	Curr Accr Int Price Source	Unrealized Gain Unrealized Loss
84248	RM GOV FNMA NOTES	3135G0S38	03/07/2018	2.000000	5,000,000.00	5,026,250.00	48,888.89	128,615.00
			01/05/2022	2.564557	4,897,635.00	100.525000	IDC-FIS	0.00
84836	KFPD GOV FNMA NOTES	3135G0T60	01/16/2019	1.500000	504,000.00	501,485.04	3,171.00	5,775.84
			07/30/2020	2.597150	495,709.20	99.501000	IDC-FIS	0.00
84892	RM GOV FNMA NOTES	3135G0T94	02/28/2019	2.375000	6,000,000.00	6,117,960.00	64,125.00	155,262.00
			01/19/2023	2.543456	5,978,135.50	101.966000	IDC-FIS	0.00
84909	RM GOV FNMA NOTES	3135G0T94	03/08/2019	2.375000	5,000,000.00	5,098,300.00	53,437.50	115,815.00
			01/19/2023	2.470220	4,998,648.19	101.966000	IDC-FIS	0.00
85023	RM GOV FNMA NOTES	3135G0T29	04/15/2019	1.500000	252,000.00	251,032.32	1,291.50	1,092.92
			02/28/2020	2.455755	250,432.90	99.616000	IDC-FIS	0.00
85033	RM GOV FNMA NOTES	3135G0V59	04/30/2019	2.250000	5,000,000.00	5,062,800.00	24,687.50	71,350.00
			04/12/2022	2.310093	4,997,075.00	101.256000	IDC-FIS	0.00
85058	KFPD GOV FNMA NOTE	3136G12H1	04/25/2019	1.400000	250,000.00	248,600.00	252.78	1,313.00
			06/05/2020	2.394907	247,287.00	99.440000	IDC-FIS	0.00
			<b>Subtotal</b>	1.925138	42,805,000.00	43,054,128.67	300,774.18	621,700.02
				2.123403	42,559,516.99	100.582008		-89,369.15

### Inv Type: 27 FEDERAL FARM CREDIT BANKS

82671	RM GOV FFCB NOTES	3133EE5S5	08/25/2015	1.500000	1,000,000.00	999,380.00	6,083.33	0.00
			08/05/2019	1.350014	1,005,740.00	99.938000	IDC-FIS	-6,360.00
82672	RM GOV FFCB NOTES	3133EE5S5	08/25/2015	1.500000	3,000,000.00	2,998,140.00	18,250.00	0.00
			08/05/2019	1.350014	3,017,220.00	99.938000	IDC-FIS	-19,080.00
82683	WT GOV FFCB NOTES	3133EE5Z9	09/11/2015	1.750000	170,000.00	169,442.40	1,214.79	0.00
			08/04/2020	1.730194	170,156.40	99.672000	IDC-FIS	-714.00
82946	WT GOV FFCB NOTES	3133EC6Z2	02/12/2016	1.400000	155,000.00	153,964.60	102.47	0.00
			12/14/2020	1.320066	155,578.15	99.332000	IDC-FIS	-1,613.55
82986	RM GOV FFCB NOTES	3133EFK63	03/15/2016	1.250000	4,061,000.00	4,041,019.88	16,497.81	8,162.61
			03/04/2020	1.430176	4,032,857.27	99.508000	IDC-FIS	0.00
83007	RM GOV FFCB NOTES	3133EFV20	03/30/2016	1.490000	4,000,000.00	3,978,040.00	15,065.56	0.00
			03/30/2020	1.490000	4,000,000.00	99.451000	IDC-FIS	-21,960.00
83190	GOV FFCB NOTES	3133EGJCO	07/01/2016	.950000	10,000,000.00	10,000,000.00	47,500.00	14,800.00
			07/01/2019	1.000200	9,985,200.00	100.000000	IDC-FIS	0.00
83344	RM GOV FFCB NOTES	3133EGUTO	09/28/2016	1.170000	4,690,000.00	4,646,054.70	15,242.51	0.00
			09/21/2020	1.110242	4,700,880.80	99.063000	IDC-FIS	-54,826.10
83505	RM GOV FFCB NOTES	3133EGT88	12/16/2016	1.450000	2,000,000.00	1,996,280.00	1,530.56	7,340.00
			12/12/2019	1.640327	1,988,940.00	99.814000	IDC-FIS	0.00





# Inventory by Market Value

Page 11

As Of Date: 06/30/2019

Date Basis: Settlement

Run: 07/23/2019 01:33:56 PM

Reporting Currency: Local

## Contra Costa County

Inv. No.	Description	CUSIP	Purchase Maturity	Coupon YTM TR	Current Par /Share Current Book	Market Value Market Price	Curr Accr Int Price Source	Unrealized Gain Unrealized Loss
83725	GOV FFCB NOTES	3133EHFL2	04/26/2017	1.550000	10,000,000.00	9,965,300.00	33,583.33	0.00
			04/13/2020	1.578010	9,991,900.00	99.653000	IDC-FIS	-26,600.00
83813	GOV FFCB NOTES	3133EHQB2	07/06/2017	1.550000	10,000,000.00	9,945,600.00	75,347.22	0.00
			07/06/2020	1.560960	9,996,800.00	99.456000	IDC-FIS	-51,200.00
84191	RM GOV FFCB NOTES	3133EH6X6	02/08/2018	2.200000	3,500,000.00	3,534,265.00	36,147.22	67,518.50
			01/12/2022	2.455479	3,466,746.50	100.979000	IDC-FIS	0.00
84218	GOV FFCB NOTES	3133EJCE7	03/01/2018	2.350000	5,000,000.00	5,032,350.00	45,368.06	50,795.00
			02/12/2021	2.480332	4,981,555.00	100.647000	IDC-FIS	0.00
84249	RM GOV FFCB NOTES	3133EJCE7	03/07/2018	2.350000	5,000,000.00	5,032,350.00	45,368.06	48,495.00
			02/12/2021	2.464582	4,983,855.00	100.647000	IDC-FIS	0.00
84289	RM GOV FFCB NOTES	3133EJHC6	03/29/2018	2.600000	5,000,000.00	5,104,350.00	36,111.11	106,750.00
			03/21/2022	2.612688	4,997,600.00	102.087000	IDC-FIS	0.00
84547	KFPD GOV FFCB BOND	3133EJUM9	07/25/2018	2.600000	500,000.00	502,695.00	5,958.33	3,731.50
			07/16/2020	2.708286	498,963.50	100.539000	IDC-FIS	0.00
84573	RM GOV FFCB DISC NO	3133ECWH3	08/27/2018	2.100000	296,000.00	296,005.92	2,520.93	914.64
			08/05/2019	2.431326	295,091.28	100.002000	IDC-FIS	0.00
84636	GOV FFCB NOTES	3133EJB81	09/27/2018	2.730000	18,000,000.00	18,097,380.00	131,040.00	116,550.00
			03/25/2020	2.803194	17,980,830.00	100.541000	IDC-FIS	0.00
84849	KFPD GOV FFCB NOTES	3133EJ4Q9	01/22/2019	2.550000	250,000.00	252,637.50	3,010.42	3,110.25
			01/11/2021	2.648926	249,722.04	101.055000	IDC-FIS	0.00
84918	GOV FFCB NOTES	3133EKCW4	03/13/2019	2.510000	28,500,000.00	28,590,060.00	214,605.00	100,092.00
			03/13/2020	2.545874	28,489,968.00	100.316000	IDC-FIS	0.00
85077	RM GOV FFCB NOTE	3133EFN29	05/30/2019	1.650000	3,000,000.00	2,987,370.00	14,575.00	24,117.00
			03/15/2022	2.103694	2,973,565.50	99.579000	IDC-FIS	0.00
85078	RM GOV FFCB NOTE	3133EKKT2	05/30/2019	2.250000	2,900,000.00	2,941,992.00	9,606.25	26,619.10
			02/08/2023	2.100114	2,919,360.40	101.448000	IDC-FIS	0.00
85102	RM GOV FFCB NOTES	3133EKP5	06/14/2019	2.125000	4,956,000.00	4,994,805.48	7,606.09	0.00
			09/05/2023	1.920504	4,999,619.00	100.783000	IDC-FIS	-2,180.64
			<b>Subtotal</b>	2.031211	125,978,000.00	126,259,482.48	782,334.05	578,995.60
				2.076245	125,882,148.84	100.223438		-184,534.29

### Inv Type: 28 FHLMC DISCOUNT NOTES

84721	PW GOV FHLMC NOTES	313396NC3	11/30/2018	2.580000	250,000.00	248,365.00	3,816.25	317.92
			10/18/2019	2.640946	244,230.83	99.346000	IDC-FIS	0.00
84722	PW GOV FHLMC NOTES	313396NC3	11/30/2018	2.580000	2,300,000.00	2,284,958.00	35,109.50	2,924.83
			10/18/2019	2.640944	2,246,923.67	99.346000	IDC-FIS	0.00



## Inventory by Market Value

Page 12

As Of Date: 06/30/2019

Date Basis: Settlement

Run: 07/23/2019 01:33:56 PM

Reporting Currency: Local

### Contra Costa County

Inv. No.	Description	CUSIP	Purchase Maturity	Coupon YTM TR	Current Par /Share Current Book	Market Value Market Price	Curr Accr Int Price Source	Unrealized Gain Unrealized Loss
84723	PW GOV FHLMC NOTES	313396NC3	11/30/2018	2.580000	20,000,000.00	19,869,200.00	305,300.00	25,433.33
			10/18/2019	2.640944	19,538,466.67	99.346000	IDC-FIS	0.00
84724	PW GOV FHLMC NOTES	313396NC3	11/30/2018	2.580000	150,000.00	149,019.00	2,289.76	190.75
			10/18/2019	2.640952	146,538.49	99.346000	IDC-FIS	0.00
84725	PW GOV FHLMC NOTES	313396NC3	11/30/2018	2.580000	250,000.00	248,365.00	3,816.25	317.92
			10/18/2019	2.640946	244,230.83	99.346000	IDC-FIS	0.00
84726	PW GOV FHLMC NOTES	313396NC3	11/30/2018	2.580000	400,000.00	397,384.00	6,106.00	508.67
			10/18/2019	2.640945	390,769.33	99.346000	IDC-FIS	0.00
84727	PW GOV FHLMC NOTES	313396NC3	11/30/2018	2.580000	300,000.00	298,038.00	4,579.50	381.50
			10/18/2019	2.640944	293,077.00	99.346000	IDC-FIS	0.00
84728	PW GOV FHLMC NOTES	313396NC3	11/30/2018	2.580000	4,100,000.00	4,073,186.00	62,586.50	5,213.83
			10/18/2019	2.640944	4,005,385.67	99.346000	IDC-FIS	0.00
84729	PW GOV FHLMC NOTES	313396NC3	11/30/2018	2.580000	450,000.00	447,057.00	6,869.25	572.25
			10/18/2019	2.640944	439,615.50	99.346000	IDC-FIS	0.00
84730	PW GOV FHLMC NOTES	313396NC3	11/30/2018	2.580000	4,800,000.00	4,768,608.00	73,272.00	6,104.00
			10/18/2019	2.640944	4,689,232.00	99.346000	IDC-FIS	0.00
84731	PW GOV FHLMC NOTES	313396NC3	11/30/2018	2.580000	150,000.00	149,019.00	2,289.75	190.75
			10/18/2019	2.640944	146,538.50	99.346000	IDC-FIS	0.00
84732	PW GOV FHLMC NOTES	313396NC3	11/30/2018	2.580000	2,000,000.00	1,986,920.00	30,530.00	2,543.33
			10/18/2019	2.640944	1,953,846.67	99.346000	IDC-FIS	0.00
84733	PW GOV FHLMC NOTES	313396NC3	11/30/2018	2.580000	150,000.00	149,019.00	2,289.75	190.75
			10/18/2019	2.640944	146,538.50	99.346000	IDC-FIS	0.00
84734	PW GOV FHLMC NOTES	313396NC3	11/30/2018	2.580000	800,000.00	794,768.00	12,212.00	1,017.33
			10/18/2019	2.640944	781,538.67	99.346000	IDC-FIS	0.00
84735	PW GOV FHLMC NOTES	313396NC3	11/30/2018	2.580000	7,100,000.00	7,053,566.00	108,381.50	9,028.83
			10/18/2019	2.640944	6,936,155.67	99.346000	IDC-FIS	0.00
84736	PW GOV FHLMC NOTES	313396NC3	11/30/2018	2.580000	200,000.00	198,692.00	3,053.00	254.33
			10/18/2019	2.640942	195,384.67	99.346000	IDC-FIS	0.00
84737	PW GOV FHLMC NOTES	313396NC3	11/30/2018	2.580000	2,000,000.00	1,986,920.00	30,530.00	2,543.33
			10/18/2019	2.640944	1,953,846.67	99.346000	IDC-FIS	0.00
84738	PW GOV FHLMC NOTES	313396NC3	11/30/2018	2.580000	600,000.00	596,076.00	9,159.00	763.00
			10/18/2019	2.640944	586,154.00	99.346000	IDC-FIS	0.00
84739	PW GOV FHLMC NOTES	313396NC3	11/30/2018	2.580000	700,000.00	695,422.00	10,685.50	890.17
			10/18/2019	2.640945	683,846.33	99.346000	IDC-FIS	0.00
84740	PW GOV FHLMC NOTES	313396NC3	11/30/2018	2.580000	400,000.00	397,384.00	6,106.00	508.67
			10/18/2019	2.640945	390,769.33	99.346000	IDC-FIS	0.00
84741	PW GOV FHLMC NOTES	313396NC3	11/30/2018	2.580000	350,000.00	347,711.00	5,342.75	445.08



# Inventory by Market Value

Page 13

As Of Date: 06/30/2019

Date Basis: Settlement

Run: 07/23/2019 01:33:56 PM

Reporting Currency: Local

## Contra Costa County

Inv. No.	Description	CUSIP	Purchase Maturity	Coupon YTM TR	Current Par /Share Current Book	Market Value Market Price	Curr Accr Int Price Source	Unrealized Gain Unrealized Loss
			10/18/2019	2.640943	341,923.17	99.346000	IDC-FIS	0.00
84742	PW GOV FHLMC NOTES	313396NC3	11/30/2018	2.580000	1,200,000.00	1,192,152.00	18,318.00	1,526.00
			10/18/2019	2.640944	1,172,308.00	99.346000	IDC-FIS	0.00
84743	PW GOV FHLMC NOTES	313396NC3	11/30/2018	2.580000	500,000.00	496,730.00	7,632.50	635.83
			10/18/2019	2.640943	488,461.67	99.346000	IDC-FIS	0.00
84744	PW GOV FHLMC NOTES	313396NC3	11/30/2018	2.580000	1,100,000.00	1,092,806.00	16,791.50	1,398.83
			10/18/2019	2.640944	1,074,615.67	99.346000	IDC-FIS	0.00
84745	PW GOV FHLMC NOTES	313396NC3	11/30/2018	2.580000	850,000.00	844,441.00	12,975.25	1,080.92
			10/18/2019	2.640945	830,384.83	99.346000	IDC-FIS	0.00
84746	PW GOV FHLMC NOTES	313396NC3	11/30/2018	2.580000	300,000.00	298,038.00	4,579.50	381.50
			10/18/2019	2.640944	293,077.00	99.346000	IDC-FIS	0.00
84747	PW GOV FHLMC NOTES	313396NC3	11/30/2018	2.580000	1,300,000.00	1,291,498.00	19,844.50	1,653.17
			10/18/2019	2.640944	1,270,000.33	99.346000	IDC-FIS	0.00
84748	PW GOV FHLMC NOTES	313396NC3	11/30/2018	2.580000	150,000.00	149,019.00	2,289.75	190.75
			10/18/2019	2.640944	146,538.50	99.346000	IDC-FIS	0.00
84749	PW GOV FHLMC NOTES	313396NC3	11/30/2018	2.580000	350,000.00	347,711.00	5,342.75	445.08
			10/18/2019	2.640943	341,923.17	99.346000	IDC-FIS	0.00
84789	PW GOV FHLMC DISCOU	313396LW1	12/12/2018	2.540000	1,000,000.00	995,150.28	14,181.67	724.17
			09/18/2019	2.591191	980,244.44	99.515028	IDC-FIS	0.00
84899	CCCSD GOV FHLMC DIS	313396JM6	03/04/2019	2.420000	5,000,000.00	4,993,277.78	39,997.23	672.22
			07/23/2019	2.443157	4,952,608.33	99.865556	IDC-FIS	0.00
85076	CCCSD GOV FHLMC DIS	313396PD9	05/28/2019	2.310000	5,000,000.00	4,960,358.33	10,908.33	3,350.00
			11/12/2019	2.335173	4,946,100.00	99.207167	IDC-FIS	0.00
			<b>Subtotal</b>	2.545521	64,200,000.00	63,800,858.39	877,185.24	72,399.04
				2.600520	62,851,274.11	99.378284		0.00

### Inv Type: 29 FHLMC NOTES

82762	RM GOV FHLMC NOTES	3137EADM8	10/26/2015	1.250000	6,000,000.00	5,985,480.00	18,541.67	0.00
			10/02/2019	1.310124	5,986,200.00	99.758000	IDC-FIS	-720.00
82927	KFPD GOV FHLMC NOTE	3137EADM8	01/25/2016	1.250000	250,000.00	249,395.00	772.57	115.00
			10/02/2019	1.330187	249,280.00	99.758000	IDC-FIS	0.00
83006	GOV FHLMC NOTES	3134G8PD5	03/30/2016	1.350000	10,000,000.00	9,978,300.00	34,125.00	0.00
			09/30/2019	1.350000	10,000,000.00	99.783000	IDC-FIS	-21,700.00
83039	GOV FHLMC NOTES	3134G8W21	04/08/2016	1.375000	5,000,000.00	4,979,400.00	190.99	0.00
			12/30/2019	1.375000	5,000,000.00	99.588000	IDC-FIS	-20,600.00
83345	WLT GOV FHLMC NOTES	3137EAEC9	09/28/2016	1.125000	173,000.00	170,539.94	751.47	0.00



## Inventory by Market Value

Page 14

As Of Date: 06/30/2019

Date Basis: Settlement

Run: 07/23/2019 01:33:56 PM

Reporting Currency: Local

### Contra Costa County

Inv. No.	Description	CUSIP	Purchase Maturity	Coupon YTM TR	Current Par /Share Current Book	Market Value Market Price	Curr Accr Int Price Source	Unrealized Gain Unrealized Loss
			08/12/2021	1.250127	171,979.30	98.578000	IDC-FIS	-1,439.36
83809	RM GOV FHLMC NOTES	3134GBTQ5	06/29/2017	1.500000	4,000,000.00	3,982,960.00	27,666.66	0.00
			07/15/2020	1.567587	3,992,000.00	99.574000	IDC-FIS	-9,040.00
83979	GOV FHLMC NOTES	3134GBW81	11/22/2017	2.350000	10,000,000.00	10,005,100.00	25,458.33	5,100.00
			11/22/2022	2.350000	10,000,000.00	100.051000	IDC-FIS	0.00
84250	WT GOV FHLMC NOTES	3134GBA69	03/07/2018	2.375000	158,000.00	160,976.72	1,480.15	4,965.47
			08/09/2022	2.678470	156,011.25	101.884000	IDC-FIS	0.00
			<b>Subtotal</b>	1.637479	35,581,000.00	35,512,151.66	108,986.84	10,180.47
				1.657689	35,555,470.55	99.806503		-53,499.36

### Inv Type: 43 FHLB DISCOUNT NOTES

84812	PW GOV FHLB DISC	313384PZ6	12/19/2018	2.560000	512,000.00	507,422.44	7,063.32	1,029.41
			12/02/2019	2.624958	499,329.71	99.105944	IDC-FIS	0.00
84821	CCCSO GOV FHLB DISC	313384JL4	12/24/2018	2.490000	5,000,000.00	4,993,583.33	65,362.50	845.83
			07/22/2019	2.526700	4,927,375.00	99.871667	IDC-FIS	0.00
84822	CCCSO GOV FHLB DISC	313384JM2	12/24/2018	2.490000	5,000,000.00	4,993,277.78	65,362.50	886.11
			07/23/2019	2.526878	4,927,029.17	99.865556	IDC-FIS	0.00
84931	CCCSO GOV FHLB DISC	313384JM2	03/22/2019	2.410000	5,000,000.00	4,993,277.78	33,806.94	641.67
			07/23/2019	2.430009	4,958,829.17	99.865556	IDC-FIS	0.00
84940	AUHSO GOV FHLB DISC	313384TU3	03/21/2019	2.400000	377,000.00	371,919.93	2,563.60	1,077.60
			03/02/2020	2.456836	368,278.73	98.652500	IDC-FIS	0.00
84941	AUHSO GOV FHLB DISC	313384TU3	03/21/2019	2.400000	6,959,000.00	6,865,227.48	47,321.20	19,891.14
			03/02/2020	2.456835	6,798,015.14	98.652500	IDC-FIS	0.00
84960	CCCSO GOV FHLB DISC	313384MK2	04/03/2019	2.380000	5,000,000.00	4,972,400.00	29,419.45	2,811.11
			10/01/2019	2.408824	4,940,169.44	99.448000	IDC-FIS	0.00
85022	PW GOV FHLB DISC	313384NA3	04/18/2019	2.375000	1,000,000.00	993,580.00	4,881.94	639.03
			10/16/2019	2.403702	988,059.03	99.358000	IDC-FIS	0.00
85055	PW GOV FHLB DISC	313384NN5	05/01/2019	2.390000	1,500,000.00	1,489,290.00	6,074.58	1,140.42
			10/28/2019	2.418906	1,482,075.00	99.286000	IDC-FIS	0.00
85064	PW GOV FHLB DISC	313384KA6	05/14/2019	2.370000	900,000.00	898,075.00	2,844.00	148.75
			08/05/2019	2.383021	895,082.25	99.786111	IDC-FIS	0.00
85101	CCCSO GOV FHLB DISC	313384QJ1	06/13/2019	2.145000	5,000,000.00	4,952,684.72	5,362.50	1,245.14
			12/11/2019	2.168385	4,946,077.08	99.053694	IDC-FIS	0.00
85103	LUHSO GOV FHLB DISC	313384LU1	06/19/2019	2.195000	20,000,000.00	19,905,461.11	14,633.33	0.00
			09/16/2019	2.206976	19,891,469.44	99.527306	IDC-FIS	-641.66
85104	GOV FHLB DISC	313384LP2	06/20/2019	2.210000	30,000,000.00	29,867,400.00	20,258.33	0.00



## Inventory by Market Value

Page 15

As Of Date: 06/30/2019

Date Basis: Settlement

Run: 07/23/2019 01:33:56 PM

Reporting Currency: Local

### Contra Costa County

Inv. No.	Description	CUSIP	Purchase Maturity	Coupon YTM TR	Current Par /Share Current Book	Market Value Market Price	Curr Accr Int Price Source	Unrealized Gain Unrealized Loss
			09/11/2019	2.221318	29,847,141.67	99.558000	IDC-FIS	0.00
85105	CCCSD GOV FHLB DISC	313384PK9	06/21/2019	2.020000	5,000,000.00	4,958,583.33	2,805.56	0.00
			11/18/2019	2.037146	4,957,916.67	99.171667	IDC-FIS	-2,138.90
85108	PW GOV FHLB DISC	313384JH3	06/21/2019	2.200000	543,000.00	542,402.70	331.83	0.00
			07/19/2019	2.203763	542,070.87	99.890000	IDC-FIS	0.00
85117	AUHSO GOV FHLB DISC	313384YA1	06/25/2019	1.910000	1,500,000.00	1,472,385.00	477.50	0.42
			06/12/2020	1.946455	1,471,907.08	98.159000	IDC-FIS	0.00
85118	AUHSO GOV FHLB DISC	313384YA1	06/25/2019	1.910000	530,000.00	520,242.70	168.72	0.14
			06/12/2020	1.946454	520,073.84	98.159000	IDC-FIS	0.00
85124	GOV FHLB DISC	313384HW2	06/28/2019	2.000000	30,000,000.00	29,987,166.67	5,000.00	0.00
			07/08/2019	2.001112	29,983,333.33	99.957222	IDC-FIS	-1,166.66
		<b>Subtotal</b>		2.195675	123,821,000.00	123,284,379.97	313,737.80	30,356.77
				2.212036	122,944,232.62	99.566616		-3,947.22

### Inv Type: 71 COMMERCIAL PAPER DISCOUNT

84878	PW CP TOYOTA MOTOR	89233HVE1	02/15/2019	2.550000	500,000.00	498,545.56	4,816.67	103.89
			08/14/2019	2.582932	493,625.00	99.709111	IDC-FIS	0.00
84911	CP BNP PARIBAS NY	09659CUA4	03/08/2019	2.530000	25,000,000.00	24,985,125.00	202,048.61	937.50
			07/10/2019	2.552241	24,782,138.89	99.940500	IDC-FIS	0.00
84913	CP BNP PARIBAS NY	09659CUB2	03/08/2019	2.530000	25,000,000.00	24,983,472.22	202,048.62	1,041.66
			07/11/2019	2.552422	24,780,381.94	99.933889	IDC-FIS	0.00
84958	CP SOCIETE GENERALE	83369CUR3	04/01/2019	2.490000	30,000,000.00	29,952,400.00	188,825.08	2,200.02
			07/25/2019	2.509966	29,761,374.90	99.841333	IDC-FIS	0.00
84973	CP BNP PARIBAS NY	09659KUR9	04/05/2019	2.470000	30,000,000.00	29,952,400.00	179,075.00	1,800.00
			07/25/2019	2.488955	29,771,525.00	99.841333	IDC-FIS	0.00
84974	CP SOCIETE GENERALE	83369CU51	04/05/2019	2.480000	30,000,000.00	29,992,066.67	179,800.00	333.34
			07/05/2019	2.495645	29,811,933.33	99.973556	IDC-FIS	0.00
84979	CP TOYOTA MOTOR CRE	89233HUK8	04/08/2019	2.490000	30,000,000.00	29,964,300.00	174,300.00	1,650.00
			07/19/2019	2.507692	29,788,350.00	99.881000	IDC-FIS	0.00
84982	CP TOYOTA MOTOR CRE	89233HUW2	04/08/2019	2.490000	30,000,000.00	29,942,483.33	174,300.00	2,658.33
			07/30/2019	2.509615	29,765,525.00	99.808278	IDC-FIS	0.00
84983	CP SOCIETE GENERALE	83369CUW2	04/08/2019	2.480000	30,000,000.00	29,942,483.33	173,600.00	2,416.66
			07/30/2019	2.499457	29,766,466.67	99.808278	IDC-FIS	0.00
84984	CP SOCIETE GENERALE	83369CUR3	04/08/2019	2.480000	30,000,000.00	29,952,400.00	173,600.00	2,000.00
			07/25/2019	2.498590	29,776,800.00	99.841333	IDC-FIS	0.00
84987	CP CREDIT AGRICOLE	22533UWU1	04/09/2019	2.440000	30,000,000.00	29,942,483.33	168,766.66	1,450.00



## Inventory by Market Value

Page 16

As Of Date: 06/30/2019

Date Basis: Settlement

Run: 07/23/2019 01:33:56 PM

Reporting Currency: Local

### Contra Costa County

Inv. No.	Description	CUSIP	Purchase Maturity	Coupon YTM TR	Current Par /Share Current Book	Market Value Market Price	Curr Accr Int Price Source	Unrealized Gain Unrealized Loss
			07/30/2019	2.458664	29,772,266.67	99.808278	IDC-FIS	0.00
84988	CP TORONTO DOMINION	89119BUP9	04/09/2019	2.540000	25,000,000.00	24,963,638.89	146,402.78	2,444.44
			07/23/2019	2.558958	24,814,791.67	99.854556	IDC-FIS	0.00
84989	CP MUFG BANK	62479MUN1	04/09/2019	2.520000	25,000,000.00	24,965,291.67	145,250.00	2,041.67
			07/22/2019	2.538480	24,818,000.00	99.861167	IDC-FIS	0.00
84990	CP MUFG BANK	62479MUR2	04/10/2019	2.540000	30,000,000.00	29,952,400.00	173,566.67	3,200.00
			07/25/2019	2.559140	29,775,633.33	99.841333	IDC-FIS	0.00
84992	CP TOYOTA MOTOR CRE	89233HUW2	04/10/2019	2.470000	30,000,000.00	29,942,483.33	168,783.33	2,175.00
			07/30/2019	2.488955	29,771,525.00	99.808278	IDC-FIS	0.00
84997	CP MUFG UNION BANK	62478YU97	04/11/2019	2.540000	30,000,000.00	29,984,133.33	171,450.00	1,066.66
			07/09/2019	2.556051	29,811,616.67	99.947111	IDC-FIS	0.00
85000	CP TOYOTA MOTOR CRE	89233HV84	04/11/2019	2.500000	30,000,000.00	29,924,633.33	168,750.00	3,800.00
			08/08/2019	2.520832	29,752,083.33	99.748778	IDC-FIS	0.00
85001	CP MUFG BANK LTD	62479MUC5	04/12/2019	2.540000	30,000,000.00	29,978,183.33	169,333.34	1,466.66
			07/12/2019	2.556414	29,807,383.33	99.927278	IDC-FIS	0.00
85004	CP PRUDENTIAL PLC	7443M3UC6	04/15/2019	2.450000	30,000,000.00	29,978,183.33	157,208.34	641.66
			07/12/2019	2.464761	29,820,333.33	99.927278	IDC-FIS	0.00
85011	CP TORONTO DOMINION	89119BUG9	04/16/2019	2.495000	25,000,000.00	24,975,208.33	131,680.56	1,197.91
			07/16/2019	2.510835	24,842,329.86	99.900833	IDC-FIS	0.00
85012	CP PRUDENTIAL PLC	7443M3UF9	04/16/2019	2.460000	25,000,000.00	24,976,861.11	129,833.33	777.78
			07/15/2019	2.475223	24,846,250.00	99.907444	IDC-FIS	0.00
85061	CP CHEVRON CORP	16677KUB7	05/09/2019	2.400000	25,000,000.00	24,983,472.22	88,333.33	138.89
			07/11/2019	2.410123	24,895,000.00	99.933889	IDC-FIS	0.00
85062	CP TOYOTA MOTOR CRE	89233HU85	05/09/2019	2.410000	20,000,000.00	19,990,744.44	70,961.11	116.66
			07/08/2019	2.419719	19,919,666.67	99.953722	IDC-FIS	0.00
85093	CP NORDEA BANK	65558KW42	06/05/2019	2.390000	25,000,000.00	24,892,118.06	43,152.78	0.00
			09/04/2019	2.404527	24,848,965.28	99.568472	IDC-FIS	0.00
85094	CP EXXON MOBIL CORP	30229BVS3	06/06/2019	2.360000	25,000,000.00	24,907,444.44	40,972.22	0.00
			08/26/2019	2.372598	24,867,250.00	99.629778	IDC-FIS	-777.78
85095	CP MUFG BANK	62479MVG5	06/06/2019	2.400000	25,000,000.00	24,923,972.22	41,666.64	638.83
			08/16/2019	2.411412	24,881,666.75	99.695889	IDC-FIS	0.00
85096	CP MUFG BANK	62479MVG5	06/06/2019	2.390000	25,000,000.00	24,923,972.22	41,493.06	319.44
			08/16/2019	2.401319	24,882,159.72	99.695889	IDC-FIS	0.00
85098	CP TOYOTA MOTOR CRE	89233HWA8	06/11/2019	2.350000	30,000,000.00	29,858,591.67	39,166.67	0.00
			09/10/2019	2.364043	29,821,791.67	99.528639	IDC-FIS	-2,366.67
85106	CP NORDEA BANK	65558KWP5	06/21/2019	2.210000	30,000,000.00	29,832,700.00	18,416.68	0.00
			09/23/2019	2.22829	29,826,883.20	99.442333	IDC-FIS	-12,599.88



## Inventory by Market Value

Page 17

As Of Date: 06/30/2019

Date Basis: Settlement

Run: 07/23/2019 01:33:56 PM

Reporting Currency: Local

### Contra Costa County

Inv. No.	Description	CUSIP	Purchase Maturity	Coupon YTM TR	Current Par /Share Current Book	Market Value Market Price	Curr Accr Int Price Source	Unrealized Gain Unrealized Loss
85107	CP SOCIETE GENERALE	83369CWK6	06/21/2019	2.250000	30,000,000.00	29,840,666.67	18,750.00	0.00
			09/19/2019	2.262728	29,831,250.00	99.468889	IDC-FIS	-9,333.33
85109	CP CREDIT AGRICOLE	22533UWG4	06/21/2019	2.200000	30,000,000.00	29,846,641.67	18,333.33	0.00
			09/16/2019	2.211759	29,840,500.00	99.488806	IDC-FIS	-12,191.66
85111	CP PRUDENTIAL PLC	7443M3WS9	06/24/2019	2.140000	30,000,000.00	29,826,725.00	12,483.33	0.00
			09/26/2019	2.152025	29,832,366.67	99.422417	IDC-FIS	-18,125.00
85112	CP TORONTO DOMINION	89119BWT9	06/24/2019	2.290000	30,000,000.00	29,824,733.33	13,358.34	0.00
			09/27/2019	2.303924	29,818,708.20	99.415778	IDC-FIS	-7,333.21
85113	CP EXXON MOBIL CORP	30229BXA0	06/24/2019	2.250000	30,000,000.00	29,800,525.00	13,125.00	0.00
			10/10/2019	2.265291	29,797,500.00	99.335083	IDC-FIS	-10,100.00
85116	CP EXXON MOBIL CORP	30229BXH5	06/25/2019	2.240000	30,000,000.00	29,786,700.00	11,200.00	0.00
			10/17/2019	2.256003	29,787,200.00	99.289000	IDC-FIS	-11,700.00
85120	CP MUFG BANK	62479MXQ1	06/26/2019	2.240000	30,000,000.00	29,772,875.00	9,333.33	0.00
			10/24/2019	2.256851	29,776,000.00	99.242917	IDC-FIS	-12,458.33
85122	CP TOYOTA MOTOR CRE	89233HUB8	06/27/2019	2.350000	30,000,000.00	29,980,166.67	7,833.33	0.00
			07/11/2019	2.352150	29,972,583.33	99.933889	IDC-FIS	-249.99
	<b>Subtotal</b>			2.408840	1,015,500,000.00	1,012,741,224.70	3,872,018.14	36,617.00
				2.424599	1,008,929,825.41	99.728333		-97,235.85

### Inv Type: 72 NEGOTIABLE CERT OF DEPOSIT

84682	PW NCD MUFG UNION B	62478TQ28	11/02/2018	2.810000	1,610,000.00	1,612,905.84	30,286.34	2,905.84
			11/01/2019	2.810000	1,610,000.00	100.180487	IDC-FIS	0.00
84952	YCD STANDARD CHARTE	85325T3C7	03/26/2019	2.590000	25,000,000.00	25,004,729.18	174,465.28	4,729.18
			07/24/2019	2.590000	25,000,000.00	100.018917	IDC-FIS	0.00
84953	YCD STANDARD CHARTE	85325T3B9	03/27/2019	2.590000	30,000,000.00	30,005,914.52	207,200.00	5,914.52
			07/25/2019	2.590000	30,000,000.00	100.019715	IDC-FIS	0.00
84962	YCD NORDEA BANK	65558TGC3	04/03/2019	2.510000	20,000,000.00	20,002,741.81	124,105.56	2,741.81
			07/24/2019	2.510000	20,000,000.00	100.013709	IDC-FIS	0.00
84963	YCD BNP PARIBAS	05586FZW0	04/03/2019	2.510000	20,000,000.00	20,002,855.87	124,105.56	2,855.87
			07/25/2019	2.510000	20,000,000.00	100.014279	IDC-FIS	0.00
84966	YCD BANK OF MONTREAL	06370RXY0	04/04/2019	2.500000	25,000,000.00	25,003,128.61	152,777.78	3,128.61
			07/23/2019	2.500000	25,000,000.00	100.012514	IDC-FIS	0.00
84967	YCD TORONTO DOMINIO	89114MA72	04/04/2019	2.560000	30,000,000.00	30,004,683.71	187,733.33	4,683.71
			07/22/2019	2.560000	30,000,000.00	100.015612	IDC-FIS	0.00
84970	YCD CREDIT AGRICOLE	22535CDZ1	04/05/2019	2.490000	30,000,000.00	30,004,031.53	180,525.00	4,031.53
			07/26/2019	2.490000	30,000,000.00	100.013438	IDC-FIS	0.00



## Inventory by Market Value

Page 18

As Of Date: 06/30/2019

Date Basis: Settlement

Run: 07/23/2019 01:33:56 PM

Reporting Currency: Local

### Contra Costa County

Inv. No.	Description	CUSIP	Purchase Maturity	Coupon YTM TR	Current Par /Share Current Book	Market Value Market Price	Curr Accr Int Price Source	Unrealized Gain Unrealized Loss
84971	YCD BANK OF MONTREA	06370RYE3	04/05/2019	2.470000	30,000,000.00	30,003,462.99	179,075.00	3,462.99
			07/25/2019	2.470000	30,000,000.00	100.011543	IDC-FIS	0.00
84972	YCD BNP PARIBAS NY	05586FB63	04/05/2019	2.510000	30,000,000.00	30,003,947.71	181,975.00	3,947.71
			07/23/2019	2.510000	30,000,000.00	100.013159	IDC-FIS	0.00
84976	YCD CREDIT AGRICOLE	22535CEA5	04/08/2019	2.480000	30,000,000.00	30,003,679.70	173,600.00	3,679.70
			07/25/2019	2.480000	30,000,000.00	100.012266	IDC-FIS	0.00
84977	YCD CREDIT AGRICOLE	22535CEB3	04/08/2019	2.490000	30,000,000.00	30,004,662.44	174,300.00	4,662.44
			07/30/2019	2.490000	30,000,000.00	100.015541	IDC-FIS	0.00
84978	YCD BANK OF MONTREA	06370RYJ2	04/08/2019	2.500000	30,000,000.00	30,004,910.65	175,000.00	4,910.65
			07/30/2019	2.500000	30,000,000.00	100.016369	IDC-FIS	0.00
84993	YCD NORDEA BANK	65558TGH2	04/10/2019	2.530000	30,000,000.00	30,007,546.27	172,883.33	7,546.27
			08/09/2019	2.530000	30,000,000.00	100.025154	IDC-FIS	0.00
84996	YCD STANDARD CHARTE	85325T3L7	04/11/2019	2.570000	30,000,000.00	30,008,874.80	173,475.00	8,874.80
			08/09/2019	2.570000	30,000,000.00	100.029583	IDC-FIS	0.00
84998	YCD NORDEA BANK	65558TGL3	04/11/2019	2.530000	30,000,000.00	30,002,080.52	170,775.00	2,080.52
			07/11/2019	2.530000	30,000,000.00	100.006935	IDC-FIS	0.00
85002	YCD STANDARD CHARTE	85325T3N3	04/12/2019	2.570000	30,000,000.00	30,009,544.44	171,333.33	9,544.44
			08/12/2019	2.570000	30,000,000.00	100.031815	IDC-FIS	0.00
85024	YCD BANK OF MONTREA	06370RYU7	04/15/2019	2.450000	30,000,000.00	30,001,357.14	157,208.33	1,357.14
			07/11/2019	2.450000	30,000,000.00	100.004524	IDC-FIS	0.00
85030	YCD STANDARD CHARTE	85325T4C6	04/26/2019	2.560000	30,000,000.00	30,011,633.72	140,800.00	11,633.72
			08/23/2019	2.560000	30,000,000.00	100.038779	IDC-FIS	0.00
85032	YCD STANDARD CHARTE	85325T4D4	04/30/2019	2.560000	30,000,000.00	30,012,738.79	132,266.67	12,738.79
			08/28/2019	2.560000	30,000,000.00	100.042463	IDC-FIS	0.00
85035	PW NCD MUFG UNION B	62478T2Q1	05/02/2019	2.520000	1,250,000.00	1,250,244.55	5,250.00	244.55
			08/01/2019	2.520000	1,250,000.00	100.019564	IDC-FIS	0.00
85036	PW NCD MUFG UNION B	62478T2Q1	05/02/2019	2.520000	4,350,000.00	4,350,851.03	18,270.00	851.03
			08/01/2019	2.520000	4,350,000.00	100.019564	IDC-FIS	0.00
85037	PW NCD MUFG UNION B	62478T2Q1	05/02/2019	2.520000	2,000,000.00	2,000,391.28	8,400.00	391.28
			08/01/2019	2.520000	2,000,000.00	100.019564	IDC-FIS	0.00
85039	PW NCD MUFG UNION B	62478T2Q1	05/02/2019	2.520000	5,000,000.00	5,000,978.20	21,000.00	978.20
			08/01/2019	2.520000	5,000,000.00	100.019564	IDC-FIS	0.00
85040	PW NCD MUFG UNION B	62478T2Q1	05/02/2019	2.520000	5,000,000.00	5,000,978.20	21,000.00	978.20
			08/01/2019	2.520000	5,000,000.00	100.019564	IDC-FIS	0.00
85041	PW YCD TORONTO DOMI	89114MF77	05/02/2019	2.520000	5,350,000.00	5,351,079.31	22,470.00	1,079.31
			08/02/2019	2.520000	5,350,000.00	100.020174	IDC-FIS	0.00
85042	PW YCD TORONTO DOMI	89114MF77	05/02/2019	2.520000	5,380,000.00	5,381,085.36	22,596.00	1,085.36





## Inventory by Market Value

Page 19

As Of Date: 06/30/2019

Date Basis: Settlement

Run: 07/23/2019 01:33:56 PM

Reporting Currency: Local

### Contra Costa County

Inv. No.	Description	CUSIP	Purchase Maturity	Coupon YTM TR	Current Par /Share Current Book	Market Value Market Price	Curr Accr Int Price Source	Unrealized Gain Unrealized Loss
			08/02/2019	2.520000	5,380,000.00	100.020174	IDC-FIS	0.00
85043	PW YCD TORONTO DOMI	89114MF77	05/02/2019	2.520000	500,000.00	500,100.87	2,100.00	100.87
			08/02/2019	2.520000	500,000.00	100.020174	IDC-FIS	0.00
85044	PW YCD TORONTO DOMI	89114MF77	05/02/2019	2.520000	500,000.00	500,100.87	2,100.00	100.87
			08/02/2019	2.520000	500,000.00	100.020174	IDC-FIS	0.00
85045	PW YCD TORONTO DOMI	89114MF77	05/02/2019	2.520000	1,800,000.00	1,800,363.13	7,560.00	363.13
			08/02/2019	2.520000	1,800,000.00	100.020174	IDC-FIS	0.00
85046	PW YCD TORONTO DOMI	89114MF77	05/02/2019	2.520000	2,300,000.00	2,300,464.00	9,660.00	464.00
			08/02/2019	2.520000	2,300,000.00	100.020174	IDC-FIS	0.00
85047	PW YCD TORONTO DOMI	89114MF77	05/02/2019	2.520000	400,000.00	400,080.70	1,680.00	80.70
			08/02/2019	2.520000	400,000.00	100.020174	IDC-FIS	0.00
85048	PW YCD TORONTO DOMI	89114MF77	05/02/2019	2.520000	3,370,000.00	3,370,679.86	14,154.00	679.86
			08/02/2019	2.520000	3,370,000.00	100.020174	IDC-FIS	0.00
85049	PW YCD TORONTO DOMI	89114MF77	05/02/2019	2.520000	900,000.00	900,181.57	3,780.00	181.57
			08/02/2019	2.520000	900,000.00	100.020174	IDC-FIS	0.00
85050	PW YCD TORONTO DOMI	89114MF77	05/02/2019	2.520000	2,600,000.00	2,600,524.52	10,920.00	524.52
			08/02/2019	2.520000	2,600,000.00	100.020174	IDC-FIS	0.00
85051	PW YCD TORONTO DOMI	89114MF77	05/02/2019	2.520000	3,700,000.00	3,700,746.44	15,540.00	746.44
			08/02/2019	2.520000	3,700,000.00	100.020174	IDC-FIS	0.00
85052	PW YCD TORONTO DOMI	89114MF77	05/02/2019	2.520000	22,250,000.00	22,254,488.72	93,450.00	4,488.72
			08/02/2019	2.520000	22,250,000.00	100.020174	IDC-FIS	0.00
85053	PW YCD TORONTO DOMI	89114MF77	05/02/2019	2.520000	550,000.00	550,110.96	2,310.00	110.96
			08/02/2019	2.520000	550,000.00	100.020174	IDC-FIS	0.00
85054	PW YCD TORONTO DOMI	89114MF77	05/02/2019	2.520000	400,000.00	400,080.70	1,680.00	80.70
			08/02/2019	2.520000	400,000.00	100.020174	IDC-FIS	0.00
85084	HR NCD MUFG UNION B	62478T3Q0	06/03/2019	2.420000	3,001,000.00	3,001,376.79	5,648.55	376.79
			08/05/2019	2.420000	3,001,000.00	100.012556	IDC-FIS	0.00
85085	HR NCD MUFG UNION B	62478T3Q0	06/03/2019	2.420000	1,644,000.00	1,644,206.41	3,094.37	206.41
			08/05/2019	2.420000	1,644,000.00	100.012556	IDC-FIS	0.00
85086	HR NCD MUFG UNION B	62478T3Q0	06/03/2019	2.420000	7,801,000.00	7,801,979.46	14,683.22	979.46
			08/05/2019	2.420000	7,801,000.00	100.012556	IDC-FIS	0.00
85087	NCD MUFG UNION BANK	62478T3P2	06/03/2019	2.420000	30,000,000.00	30,005,331.06	56,466.67	5,331.06
			08/20/2019	2.420000	30,000,000.00	100.017770	IDC-FIS	0.00
85092	YCD BANK OF MONTREAL	06370RD30	06/05/2019	2.300000	25,000,000.00	25,000,175.73	41,527.78	175.73
			08/09/2019	2.300000	25,000,000.00	100.000703	IDC-FIS	0.00
85097	YCD NORDEA BANK	65558TJD8	06/05/2019	2.350000	25,000,000.00	25,002,257.81	42,430.56	2,257.81
			08/27/2019	2.350000	25,000,000.00	100.009031	IDC-FIS	0.00



## Inventory by Market Value

Page 20

As Of Date: 06/30/2019

Date Basis: Settlement

Run: 07/23/2019 01:33:56 PM

Reporting Currency: Local

### Contra Costa County

Inv. No.	Description	CUSIP	Purchase Maturity	Coupon YTM TR	Current Par /Share Current Book	Market Value Market Price	Curr Accr Int Price Source	Unrealized Gain Unrealized Loss
85114	YCD TORONTO DOMINIO	89114MT98	06/24/2019	2.290000	30,000,000.00	29,999,937.70	13,358.33	0.00
			09/24/2019	2.290000	30,000,000.00	99.999792	IDC-FIS	-62.30
85115	YCD NORDEA BANK	65558TJU0	06/25/2019	2.190000	30,000,000.00	29,995,510.80	10,950.00	0.00
			10/15/2019	2.190000	30,000,000.00	99.985036	IDC-FIS	-4,489.20
85119	YCD NORDEA BANK	65558TJV8	06/26/2019	2.190000	30,000,000.00	29,995,273.57	9,125.00	0.00
			10/21/2019	2.190000	30,000,000.00	99.984245	IDC-FIS	-4,726.43
85123	YCD NORDEA BANK	65558TJX4	06/28/2019	2.190000	30,000,000.00	29,995,133.85	5,475.00	0.00
			10/25/2019	2.190000	30,000,000.00	99.983780	IDC-FIS	-4,866.15
			<b>Subtotal</b>	2.462217	821,656,000.00	821,770,143.69	3,670,569.99	128,287.77
				2.462217	821,656,000.00	100.013892		-14,144.08

### Inv Type: 75 CORPORATE NOTES

82975	CORP WELLS FARGO &	949746RS2	03/07/2016	2.500000	5,000,000.00	5,010,900.00	40,625.00	21,150.00
			03/04/2021	2.543964	4,989,750.00	100.218000	IDC-FIS	0.00
83273	CORP ROYAL BANK OF	78012KRK5	07/29/2016	1.500000	5,000,000.00	4,996,400.00	31,666.67	0.00
			07/29/2019	1.500000	5,000,000.00	99.928000	IDC-FIS	-3,600.00
83592	CORP MICROSOFT CORP	594918BV5	02/06/2017	1.850000	10,000,000.00	9,978,600.00	74,513.89	0.00
			02/06/2020	1.850000	10,000,000.00	99.786000	IDC-FIS	-21,400.00
83732	CORP MICROSOFT CORP	594918BP8	05/04/2017	1.550000	8,549,000.00	8,476,248.01	52,635.72	87,199.80
			08/08/2021	2.010124	8,389,048.21	99.149000	IDC-FIS	0.00
83742	CORP APPLE INC	037833CS7	05/12/2017	1.800000	10,000,000.00	9,975,700.00	25,000.00	0.00
			05/11/2020	1.829955	9,991,300.00	99.757000	IDC-FIS	-15,600.00
84184	CORP WELLS FARGO BA	94988J5L7	02/06/2018	2.400000	10,000,000.00	10,003,000.00	110,666.67	16,100.00
			01/15/2020	2.469417	9,986,900.00	100.030000	IDC-FIS	0.00
84189	CORP JOHNSON & JOHN	478160CH5	02/12/2018	1.950000	16,850,000.00	16,864,491.00	46,548.13	168,500.00
			11/10/2020	2.295016	16,695,991.00	100.086000	IDC-FIS	0.00
84370	CORP MICROSOFT CORP	594918BA1	04/26/2018	2.375000	10,000,000.00	10,101,100.00	91,701.39	352,400.00
			02/12/2022	3.081219	9,748,700.00	101.011000	IDC-FIS	0.00
84387	CORP MICROSOFT CORP	594918BG8	05/03/2018	2.000000	8,000,000.00	7,996,800.00	25,777.78	131,280.00
			11/03/2020	2.699874	7,865,520.00	99.960000	IDC-FIS	0.00
84499	CORP WALMART INC	931142DY6	06/22/2018	1.750000	15,000,000.00	14,974,500.00	59,791.67	139,155.00
			10/09/2019	2.615066	14,835,345.00	99.830000	IDC-FIS	0.00
84504	CORP WALMART INC	931142DY6	06/25/2018	1.750000	5,000,000.00	4,991,500.00	19,930.56	46,040.00
			10/09/2019	2.615073	4,945,460.00	99.830000	IDC-FIS	0.00
84508	CORP APPLE INC	037833BS8	06/26/2018	2.250000	20,000,000.00	20,071,400.00	160,000.00	392,000.00
			02/23/2021	2.880031	19,679,400.00	100.357000	IDC-FIS	0.00



## Inventory by Market Value

Page 21

As Of Date: 06/30/2019

Date Basis: Settlement

Run: 07/23/2019 01:33:56 PM

Reporting Currency: Local

### Contra Costa County

Inv. No.	Description	CUSIP	Purchase Maturity	Coupon YTM TR	Current Par /Share Current Book	Market Value Market Price	Curr Accr Int Price Source	Unrealized Gain Unrealized Loss
84528	CORP TOYOTA MOTOR C	89236TDZ5	07/03/2018	2.000000	8,200,000.00	8,144,568.00	911.11	158,916.00
			12/29/2020	3.100913	7,985,652.00	99.324000	IDC-FIS	0.00
84590	CORP JOHNSON AND JO	478160CD4	09/05/2018	2.250000	10,284,000.00	10,353,828.36	75,844.50	271,394.76
			03/03/2022	2.844617	10,082,433.60	100.679000	IDC-FIS	0.00
84596	CORP JOHNSON AND JO	478160CD4	09/07/2018	2.250000	10,000,000.00	10,067,900.00	73,750.00	271,400.00
			03/03/2022	2.867054	9,796,500.00	100.679000	IDC-FIS	0.00
84622	CORP APPLE INC	037833BS8	09/20/2018	2.250000	10,000,000.00	10,035,700.00	80,000.00	205,380.00
			02/23/2021	2.980040	9,830,320.00	100.357000	IDC-FIS	0.00
84646	CORP WALMART INC	931142DY6	10/09/2018	1.750000	20,000,000.00	19,966,000.00	79,722.22	155,900.00
			10/09/2019	2.718905	19,810,100.00	99.830000	IDC-FIS	0.00
84649	CORP EXXON MOBIL CO	30231GAV4	10/11/2018	2.222000	12,640,000.00	12,675,012.80	93,620.27	300,827.20
			03/01/2021	3.142000	12,374,185.60	100.277000	IDC-FIS	0.00
84677	CORP ORACLE CORP	68389XAX3	11/01/2018	2.250000	20,000,000.00	20,001,400.00	103,750.00	107,240.00
			10/08/2019	2.826041	19,894,160.00	100.007000	IDC-FIS	0.00
84761	CORP APPLE INC	037833AR1	12/06/2018	2.850000	15,000,000.00	15,219,450.00	65,312.50	316,710.00
			05/06/2021	3.130008	14,902,740.00	101.463000	IDC-FIS	0.00
84857	CORP WALMART INC	931142DY6	01/31/2019	1.750000	15,530,000.00	15,503,599.00	61,904.31	65,971.44
			10/09/2019	2.624925	15,437,627.56	99.830000	IDC-FIS	0.00
84865	CORP MICROSOFT CORP	594918BV5	02/06/2019	1.850000	15,074,000.00	15,041,741.64	112,322.24	72,958.16
			02/06/2020	2.561438	14,968,783.48	99.786000	IDC-FIS	0.00
84889	CORP MICROSOFT CORP	594918BW3	02/25/2019	2.400000	15,000,000.00	15,157,500.00	145,000.00	280,050.00
			02/06/2022	2.689934	14,896,450.00	101.050000	IDC-FIS	0.00
84922	CORP MICROSOFT CORP	594918BN3	03/08/2019	1.100000	9,854,000.00	9,842,273.74	43,056.50	46,461.61
			08/08/2019	2.529820	9,804,844.96	99.881000	IDC-FIS	0.00
84957	CORP TOYOTA MOTOR C	89236TCF0	03/29/2019	2.150000	20,000,000.00	19,990,200.00	130,194.45	65,040.00
			03/12/2020	2.549412	19,945,465.56	99.951000	IDC-FIS	0.00
84961	CORP EXXON MOBIL CO	30231GAV4	04/03/2019	2.222000	14,000,000.00	14,038,780.00	103,693.34	107,240.00
			03/01/2021	2.485042	13,959,191.56	100.277000	IDC-FIS	0.00
84964	CORP ORACLE CORP	68389XBL8	04/02/2019	2.400000	20,000,000.00	20,027,600.00	141,333.34	321,800.00
			09/15/2023	2.753116	19,728,466.67	100.138000	IDC-FIS	0.00
85009	CORP CHEVRON CORP	166764AB6	04/18/2019	2.355000	10,000,000.00	10,046,700.00	17,008.33	163,700.00
			12/05/2022	2.695009	9,883,000.00	100.467000	IDC-FIS	0.00
85010	CORP WALMART INC	931142DU4	04/17/2019	2.350000	10,000,000.00	10,112,200.00	10,444.44	222,800.00
			12/15/2022	2.668610	9,889,400.00	101.122000	IDC-FIS	0.00
85013	CORP CHEVRON CORP	166764BG4	04/16/2019	2.100000	10,000,000.00	10,008,800.00	26,250.00	101,640.00
			05/16/2021	2.560006	9,907,160.00	100.088000	IDC-FIS	0.00
85014	CORP EXXON MOBIL CO	30231GAV4	04/16/2019	2.222000	7,984,000.00	8,006,115.68	59,134.83	67,864.00



# Inventory by Market Value

Page 22

As Of Date: 06/30/2019

Date Basis: Settlement

Run: 07/23/2019 01:33:56 PM

Reporting Currency: Local

## Contra Costa County

Inv. No.	Description	CUSIP	Purchase Maturity	Coupon YTM TR	Current Par /Share Current Book	Market Value Market Price	Curr Accr Int Price Source	Unrealized Gain Unrealized Loss
85015	CORP CHEVRON CORP	166764BN9	03/01/2021	2.536136	7,960,427.24	100.277000	IDC-FIS	0.00
			04/16/2019	2.498000	7,500,000.00	7,576,425.00	61,409.17	99,675.00
			03/03/2022	2.609881	7,499,127.92	101.019000	IDC-FIS	0.00
85026	CORP CITIBANK NA	17325FAJ7	04/25/2019	2.125000	5,680,000.00	5,670,230.40	23,804.72	37,488.00
			10/20/2020	2.699794	5,634,418.79	99.828000	IDC-FIS	0.00
85027	CORP ORACLE CORP	68389XAP0	04/25/2019	2.500000	10,000,000.00	10,070,600.00	52,777.77	149,300.00
			10/15/2022	2.739017	9,928,244.44	100.706000	IDC-FIS	0.00
			<b>Subtotal</b>	2.117394	400,145,000.00	400,997,263.63	2,300,101.52	4,943,580.97
				2.642498	396,246,113.59	100.212989		-40,600.00

### Inv Type: 99 MONEY MARKET ACCOUNTS

83381	AUHSB MM DREYFUS TR	X9USDDRE0	08/08/2016	.000000	0.00	0.00	0.00	0.00
			07/01/2019	.000000	0.00	.000000	BOOK	0.00
			<b>Subtotal</b>	.000000	0.00	0.00	0.00	0.00
				.000000	0.00	.000000		0.00

### Inv Type: 1000 TD WITH CALC CODE OF CSC-00

83754	CCCCD CD BERTA KAMM	121101042	05/24/2017	.400000	3,397.22	3,341.29	28.99	0.00
			05/24/2020	.400000	3,397.22	98.353739	IDC-FIS	-55.93
			<b>Subtotal</b>	.400000	3,397.22	3,341.29	28.99	0.00
				.400000	3,397.22	98.353654		-55.93

Grand Total			Count 270	2.320304	3,132,663,397.22	3,131,417,729.40	15,099,385.19	9,264,352.39
				2.416139	3,116,932,670.89	99.960236		-668,279.23



## Inventory by Market Value

As Of Date: 06/30/2019

Date Basis: Settlement

Page 23

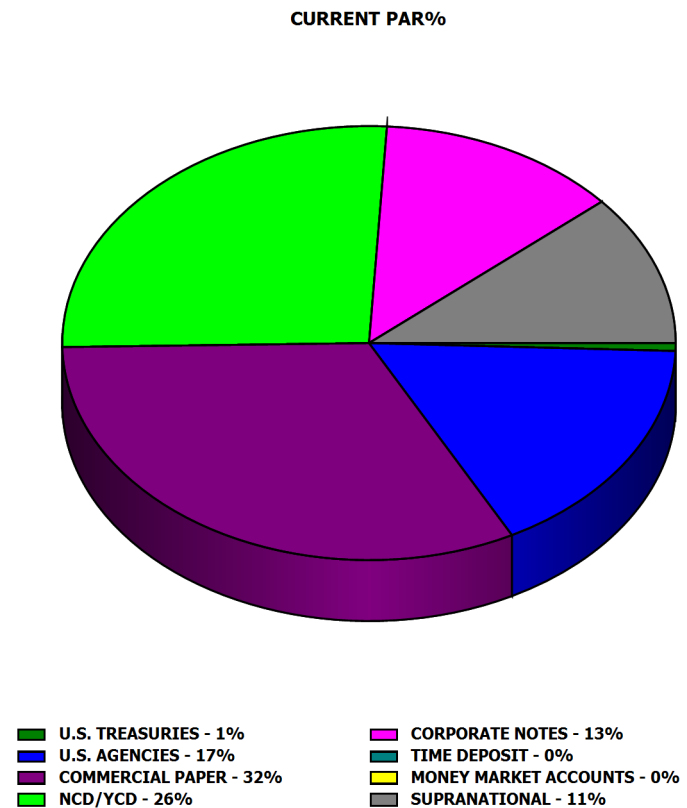
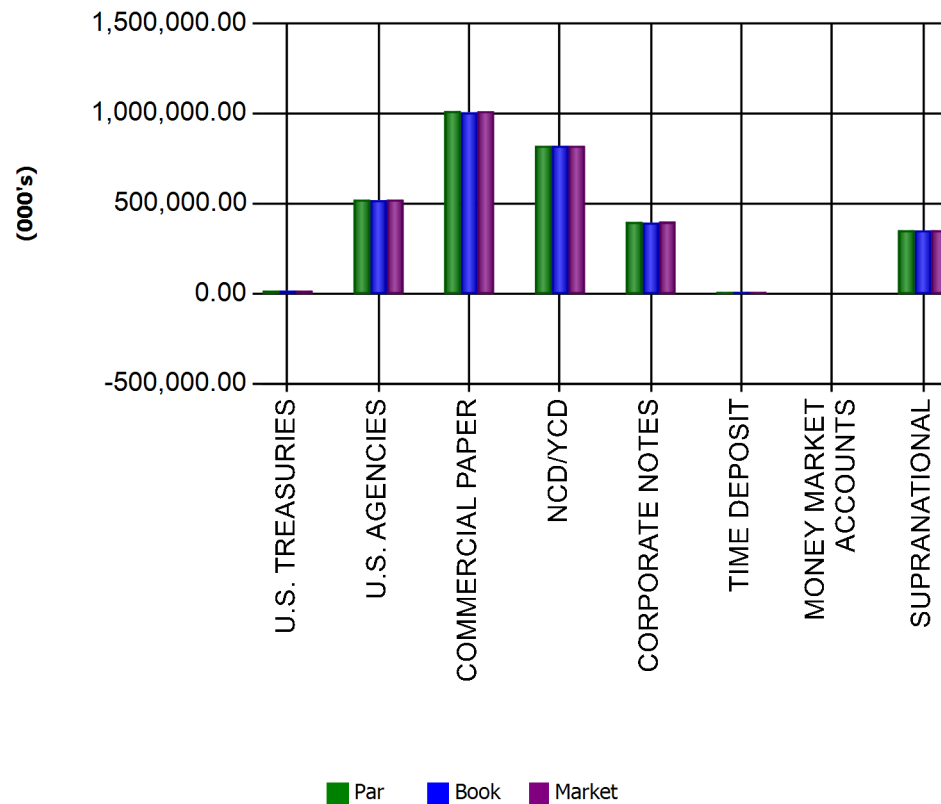
Run: 07/23/2019 01:33:56 PM

Reporting Currency: Local

### Contra Costa County

Assets (000's)	Current Par	Current Book	Market	MKT/Book	Un Gain/Loss	Yield
U.S. TREASURIES	18,230.00	17,975.00	18,167.96	101.07 %	12.66	2.47 %
U.S. AGENCIES	523,350.00	520,467.88	523,601.00	100.60 %	1,997.12	2.17 %
COMMERCIAL PAPER	1,015,500.00	1,008,929.83	1,012,741.22	100.38 %	-60.62	2.42 %
NCD/YCD	821,656.00	821,656.00	821,770.14	100.01 %	114.14	2.46 %
CORPORATE NOTES	400,145.00	396,246.11	400,997.26	101.20 %	4,902.98	2.64 %
TIME DEPOSIT	3.40	3.40	3.34	98.35 %	-0.06	0.40 %
MONEY MARKET ACCOUNTS	0.00	0.00	0.00	0.00 %	0.00	0.00 %
SUPRANATIONAL	353,779.00	351,654.45	354,136.79	100.71 %	1,629.85	2.39 %
Totals(000's)	3,132,663.40	3,116,932.67	3,131,417.73	100.46 %	8,596.07	2.42 %

### Asset Allocation





601 Riverside Avenue, Jacksonville, FL 32204  
Tel. 877.482.8786 | Fax. 904.357.1105 | [fisglobal.com](http://fisglobal.com)

July 3, 2019

Ms Belinda Zhu  
Assistant County Treasurer  
Contra Costa County  
625 Court Street, Room 100  
Martinez, CA 94533

*Via email*

Dear Ms. Zhu:

Per your request, I am confirming for you the source of the SunGard market pricing data for the quarter ending June 30, 2019.

Monthly you request pricing from three (3) pricing files that we provide, **RAPID**, **PRICES** and **MARKET**. The data within these three files is obtained from Interactive Data Corporation/ICE. The content of the **PRICES** file consists of prices for overnight repos, TDs, CDs, CPs, B/As and government discount issues other than Treasury Bills. The content of the **RAPID** file consists of prices for U.S. government issues (such as FFCBs and GNMA's) and Treasuries. The **MARKET** file consists of Corporate Bonds, Notes and Equity prices.

If you need further information, please do not hesitate to contact me at 818-425-2094 or Karen Tanaka at 818-509-0917.

Sincerely,

FIS Avantgard

A handwritten signature in black ink, appearing to read 'Eric J. Graves', written over a light blue horizontal line.

Eric J. Graves  
Senior Product Consultant

## **SECTION III**

### **APPENDIX**

#### **B. INVESTMENT PORTFOLIO DETAIL – MANAGED BY OUTSIDE CONTRACTED PARTIES**

##### **B.1. PFM**



## Inventory by Market Value

Page 25

As Of Date: 06/30/2019

Date Basis: Settlement

Run: 07/08/2019 02:43:00 PM

Reporting Currency: Local

### Contra Costa County

Inv. No.	Description	CUSIP	Purchase Maturity	Coupon YTM TR	Current Par /Share Current Book	Market Value Market Price	Curr Accr Int Price Source	Unrealized Gain Unrealized Loss
<b>Inv Type: 1 SUPRANATIONALS</b>								
83859	CCCSIG SUPRA INTL B	459058GA5	08/29/2017	1.625000	750,000.00	747,150.00	3,960.94	0.00
			09/04/2020	1.633607	749,842.50	99.620000	IDC-FIS	-2,692.50
83896	CCCSIG SUPRA INTL B	45905UP32	09/19/2017	1.561000	800,000.00	795,976.00	3,781.09	0.00
			09/12/2020	1.643882	798,080.00	99.497000	IDC-FIS	-2,104.00
83918	CCCSIG SUPRA INTL A	4581X0CD8	10/10/2017	2.125000	750,000.00	751,860.00	2,302.08	0.00
			11/09/2020	1.814044	756,951.83	100.248000	IDC-FIS	-5,091.83
83919	CCCCD SUPRA INTL AM	4581X0CD8	10/10/2017	2.125000	220,000.00	220,545.60	675.28	0.00
			11/09/2020	1.814044	222,039.20	100.248000	IDC-FIS	-1,493.60
84157	CCCCD SUPRA INTL FI	45950KCM0	01/25/2018	2.250000	90,000.00	90,476.10	877.50	740.70
			01/25/2021	2.352073	89,735.40	100.529000	IDC-FIS	0.00
84266	CCCSIG SUP IFC	45950VLQ7	03/16/2018	2.635000	850,000.00	856,009.50	6,970.26	6,647.00
			03/09/2021	2.661454	849,362.50	100.707000	IDC-FIS	0.00
84267	CCCCD SUP IFC	45950VLQ7	03/16/2018	2.635000	170,000.00	171,201.90	1,393.31	1,329.40
			03/09/2021	2.661454	169,872.50	100.707000	IDC-FIS	0.00
84365	CCCSIG SUPRA IADB	4581X0DB1	04/19/2018	2.625000	975,000.00	987,684.75	5,118.75	14,829.75
			04/19/2021	2.701839	972,855.00	101.301000	IDC-FIS	0.00
84546	CCCCD SUPRA IBRD	459058GH0	07/25/2018	2.750000	725,000.00	738,398.00	8,750.35	15,094.50
			07/23/2021	2.834778	723,303.50	101.848000	IDC-FIS	0.00
84548	CCCCD SUPRA IBRD	459058GH0	07/25/2018	2.750000	160,000.00	162,956.80	1,931.11	3,331.20
			07/23/2021	2.832094	159,625.60	101.848000	IDC-FIS	0.00
	<b>Subtotal</b>			2.260523	5,490,000.00	5,522,258.65	35,760.67	41,972.55
				2.252051	5,491,668.03	100.587589		-11,381.93

### Inv Type: 12 TREASURY NOTES

83343	CCCCD GOV US TREASU	912828VF4	09/28/2016	1.375000	1,790,000.00	1,779,653.80	2,084.67	0.00
			05/31/2020	1.001277	1,814,053.13	99.422000	IDC-FIS	-34,399.33
83469	CCCCD GOV US TREAS	912828D72	12/05/2016	2.000000	115,000.00	115,610.65	768.75	419.49
			08/31/2021	1.921700	115,191.16	100.531000	IDC-FIS	0.00
83479	CCCCD GOV US TREASU	912828K58	12/09/2016	1.375000	5,000,000.00	4,973,650.00	11,582.88	0.00
			04/30/2020	1.500519	4,979,296.88	99.473000	IDC-FIS	-5,646.88
83480	CCCCD GOV US TREASU	912828G95	12/09/2016	1.625000	3,275,000.00	3,267,205.50	144.62	0.00
			12/31/2019	1.391995	3,297,771.48	99.762000	IDC-FIS	-30,565.98
83641	CCCCD GOV US TREASU	912828J43	03/17/2017	1.750000	90,000.00	90,056.70	526.43	1,360.17
			02/28/2022	2.144211	88,696.53	100.063000	IDC-FIS	0.00





## Inventory by Market Value

Page 26

As Of Date: 06/30/2019

Date Basis: Settlement

Run: 07/08/2019 02:43:00 PM

Reporting Currency: Local

### Contra Costa County

Inv. No.	Description	CUSIP	Purchase Maturity	Coupon YTM TR	Current Par /Share Current Book	Market Value Market Price	Curr Accr Int Price Source	Unrealized Gain Unrealized Loss
83669	CCCCD GOV US TREASU	912828F96	04/05/2017	2.000000	260,000.00	261,575.60	876.09	711.12
			10/31/2021	1.857459	260,864.48	100.606000	IDC-FIS	0.00
83820	CCCCD GOV US TREASU	912828V72	07/12/2017	1.875000	220,000.00	220,774.40	1,720.65	1,092.37
			01/31/2022	1.908201	219,682.03	100.352000	IDC-FIS	0.00
83954	CCCSIG GOV US TREAS	912828M98	11/03/2017	1.625000	990,000.00	986,871.60	1,362.60	932.15
			11/30/2020	1.762521	985,939.45	99.684000	IDC-FIS	0.00
84046	CCCCD GOV US TREASU	912828W89	12/06/2017	1.875000	390,000.00	391,719.90	1,838.12	4,556.81
			03/31/2022	2.130845	387,163.09	100.441000	IDC-FIS	0.00
84088	CCCSIG GOV US TREAS	912828N48	12/11/2017	1.750000	1,500,000.00	1,498,005.00	71.33	6,325.31
			12/31/2020	1.937773	1,491,679.69	99.867000	IDC-FIS	0.00
84120	CCCSIG GOV US TRESU	912828N89	01/04/2018	1.375000	2,600,000.00	2,581,722.00	14,912.29	32,503.25
			01/31/2021	2.033644	2,549,218.75	99.297000	IDC-FIS	0.00
84121	CCCCD GOV US TREASU	912828W89	01/04/2018	1.875000	220,000.00	220,970.20	1,036.89	3,660.04
			03/31/2022	2.178392	217,310.16	100.441000	IDC-FIS	0.00
84224	CCCCD GOV US TREASU	912828F96	03/05/2018	2.000000	175,000.00	176,060.50	589.67	3,952.10
			10/31/2021	2.475285	172,108.40	100.606000	IDC-FIS	0.00
84391	CCCCD GOV US TREASU	9128283C2	05/04/2018	2.000000	230,000.00	232,012.50	775.00	9,685.16
			10/31/2022	2.795864	222,327.34	100.875000	IDC-FIS	0.00
84423	CCCSIG GOV US TREAS	912828WN6	05/22/2018	2.000000	820,000.00	823,526.00	1,389.07	21,143.19
			05/31/2021	2.744936	802,382.81	100.430000	IDC-FIS	0.00
84473	CCCSIG GOV US TREAS	912828WR7	06/06/2018	2.125000	1,780,000.00	1,792,798.20	102.79	39,845.86
			06/30/2021	2.643910	1,752,952.34	100.719000	IDC-FIS	0.00
84474	CCCCD GOV US TREASU	912828L57	06/06/2018	1.750000	205,000.00	205,143.50	900.44	8,511.66
			09/30/2022	2.759560	196,631.84	100.070000	IDC-FIS	0.00
84519	CCCCD GOV US TREASU	912828P79	07/05/2018	1.500000	195,000.00	193,438.05	977.65	8,949.77
			02/28/2023	2.741166	184,488.28	99.199000	IDC-FIS	0.00
84531	CCCSIG GOV US TREAS	912828WY2	07/06/2018	2.250000	1,300,000.00	1,312,896.00	12,200.97	28,739.75
			07/31/2021	2.665911	1,284,156.25	100.992000	IDC-FIS	0.00
84561	CCCCD US TREASURY N	912828W89	08/03/2018	1.875000	115,000.00	115,507.15	542.00	4,280.59
			03/31/2022	2.824938	111,226.56	100.441000	IDC-FIS	0.00
84580	CCCSIG GOV US TREAS	9128283X6	08/30/2018	2.250000	1,310,000.00	1,318,908.00	11,073.48	22,212.69
			02/15/2021	2.679261	1,296,695.31	100.680000	IDC-FIS	0.00
84586	CCCCD GOV US TREASU	912828W89	09/06/2018	1.875000	280,000.00	281,234.80	1,319.67	9,492.61
			03/31/2022	2.748783	271,742.19	100.441000	IDC-FIS	0.00
84591	CCCSIG GOV US TREAS	9128284W7	09/07/2018	2.750000	450,000.00	459,297.00	4,649.17	8,927.86
			08/15/2021	2.720393	450,369.14	102.066000	IDC-FIS	0.00
84621	CCCSIG GOV US TREAS	9128285A4	09/20/2018	2.750000	1,135,000.00	1,160,185.65	9,160.19	29,796.59



## Inventory by Market Value

Page 27

As Of Date: 06/30/2019

Date Basis: Settlement

Run: 07/08/2019 02:43:00 PM

Reporting Currency: Local

### Contra Costa County

Inv. No.	Description	CUSIP	Purchase Maturity	Coupon YTM TR	Current Par /Share Current Book	Market Value Market Price	Curr Accr Int Price Source	Unrealized Gain Unrealized Loss
			09/15/2021	2.892892	1,130,389.06	102.219000	IDC-FIS	0.00
84626	CCCSIG GOV US TREAS	9128285A4	09/21/2018	2.750000	2,000,000.00	2,044,380.00	16,141.30	52,426.87
			09/15/2021	2.891621	1,991,953.13	102.219000	IDC-FIS	0.00
84644	CCCCD GOV US TREASU	912828P38	10/04/2018	1.750000	100,000.00	100,070.00	729.97	4,843.44
			01/31/2023	2.933296	95,226.56	100.070000	IDC-FIS	0.00
84690	CCCSIG GOV US TREAS	9128285F3	11/07/2018	2.875000	200,000.00	205,086.00	1,209.70	5,656.31
			10/15/2021	2.976704	199,429.69	102.543000	IDC-FIS	0.00
84774	CCCSIG GOV US TREAS	9128285L0	12/11/2018	2.875000	2,050,000.00	2,103,976.50	7,527.33	45,734.14
			11/15/2021	2.726485	2,058,242.36	102.633000	IDC-FIS	0.00
84831	CCCCD GOV US TREASU	912828V23	01/09/2019	2.250000	183,000.00	186,945.48	11.20	6,193.40
			12/31/2023	2.519672	180,752.08	102.156000	IDC-FIS	0.00
84832	CCCSIG GOV US TREAS	912828V72	01/09/2019	1.875000	5,150,000.00	5,168,128.00	40,278.83	111,069.41
			01/31/2022	2.491027	5,057,058.59	100.352000	IDC-FIS	0.00
84860	CCCCD GOV US TREASU	912828P38	01/31/2019	1.750000	160,000.00	160,112.00	1,167.96	4,987.00
			01/31/2023	2.556177	155,125.00	100.070000	IDC-FIS	0.00
84864	CCCSIG GOV US TREAS	9128285V8	01/31/2019	2.500000	3,350,000.00	3,413,348.50	38,636.05	68,059.44
			01/15/2022	2.549468	3,348,990.72	101.891000	IDC-FIS	0.00
84871	CCCSIG GOV US TREAS	9128285V8	02/11/2019	2.500000	1,725,000.00	1,757,619.75	19,894.69	30,800.41
			01/15/2022	2.462067	1,730,035.85	101.891000	IDC-FIS	0.00
84874	CCCSIG US TREASURY	912828V72	02/13/2019	1.875000	435,000.00	436,531.20	3,402.19	9,109.72
			01/31/2022	2.488218	427,714.38	100.352000	IDC-FIS	0.00
84875	CCCCD GOV US TREASU	912828S92	02/12/2019	1.250000	165,000.00	161,828.70	860.32	5,085.15
			07/31/2023	2.439129	156,811.92	98.078000	IDC-FIS	0.00
84876	CCCCD GOV US TREASU	912828Q29	02/12/2019	1.500000	165,000.00	163,627.20	622.13	4,705.13
			03/31/2023	2.443063	158,922.07	99.168000	IDC-FIS	0.00
84906	CCCSIG GOV US TREAS	9128286C9	03/06/2019	2.500000	725,000.00	739,246.25	6,809.39	15,067.54
			02/15/2022	2.539871	725,130.02	101.965000	IDC-FIS	0.00
84927	CCCSIG GOV US TREAS	912828W55	03/18/2019	1.875000	325,000.00	326,205.75	2,036.77	6,321.96
			02/28/2022	2.430857	320,181.85	100.371000	IDC-FIS	0.00
85056	CCCCD GOV US TREASU	9128285D8	05/03/2019	2.875000	230,000.00	240,609.90	1,662.16	4,563.42
			09/30/2023	2.245234	236,642.69	104.613000	IDC-FIS	0.00
85089	CCCSIG GOV US TREAS	9128282P4	06/05/2019	1.875000	3,800,000.00	3,817,062.00	29,720.30	13,499.50
			07/31/2022	1.843971	3,828,165.40	100.449000	IDC-FIS	0.00
85090	CCCSIG GOV US TREAS	9128282P4	06/05/2019	1.875000	1,775,000.00	1,782,969.75	13,882.51	7,553.73
			07/31/2022	1.867010	1,786,908.16	100.449000	IDC-FIS	0.00
85091	CCCCD GOV US TREASU	912828X70	06/05/2019	2.000000	335,000.00	338,651.50	1,128.80	2,133.53
			04/30/2024	1.902590	337,173.40	101.090000	IDC-FIS	0.00



# Inventory by Market Value

Page 28

As Of Date: 06/30/2019

Date Basis: Settlement

Run: 07/08/2019 02:43:00 PM

Reporting Currency: Local

## Contra Costa County

Inv. No.	Description	CUSIP	Purchase Maturity	Coupon YTM TR	Current Par /Share Current Book	Market Value Market Price	Curr Accr Int Price Source	Unrealized Gain Unrealized Loss
<b>Subtotal</b>				1.975649	47,318,000.00	47,605,221.18	266,327.02	644,908.64
				2.171054	47,076,800.22	100.607002		-70,612.19

### Inv Type: 22 FEDERAL HOME LOAN BANKS

83332	CCCCD GOV FHLB GLOB	3130A9EP2	09/21/2016	1.000000	1,900,000.00	1,894,490.00	5,013.89	0.00
			09/26/2019	1.062882	1,896,466.00	99.710000	IDC-FIS	-1,976.00
84688	CCCSIG GOV FHLB	3130AF5B9	11/06/2018	3.000000	1,075,000.00	1,103,638.00	7,077.08	29,820.50
			10/12/2021	3.039012	1,073,817.50	102.664000	IDC-FIS	0.00
84861	CCCCD GOV FHLB NOTE	3130A0F70	01/31/2019	3.375000	100,000.00	106,387.00	215.64	3,439.61
			12/08/2023	2.722000	102,947.39	106.387000	IDC-FIS	0.00
84908	CCCCD GOV US TREASU	912828WE6	03/08/2019	2.750000	275,000.00	286,558.25	953.21	8,776.02
			11/15/2023	2.519294	277,782.23	104.203000	IDC-FIS	0.00
<b>Subtotal</b>				1.858921	3,350,000.00	3,391,073.25	13,259.82	42,036.13
				1.867824	3,351,013.12	101.226067		-1,976.00

### Inv Type: 23 FEDERAL NATIONAL MORTGAGE ASSO

83289	CCCCD GOV FNMA NOTE	3135G0N82	08/19/2016	1.250000	140,000.00	138,411.00	651.39	0.00
			08/17/2021	1.334096	139,433.00	98.865000	IDC-FIS	-1,022.00
83335	CCCCD GOV FNMA NOTE	3135G0P49	09/23/2016	1.000000	1,995,000.00	1,991,209.50	6,816.24	0.00
			08/28/2019	1.020798	1,993,803.00	99.810000	IDC-FIS	-2,593.50
83340	CCCCD GOV FNMA NOTE	3135G0P49	09/28/2016	1.000000	1,820,000.00	1,816,542.00	6,218.32	0.00
			08/28/2019	.994725	1,820,273.00	99.810000	IDC-FIS	-3,731.00
83647	CCCCD GOV FNMA NOTE	3135G0N33	03/21/2017	.875000	3,400,000.00	3,395,886.00	12,313.19	45,832.00
			08/02/2019	1.509791	3,350,054.00	99.879000	IDC-FIS	0.00
83812	CCCCD GOV FNMA NOTE	3135G0S38	06/29/2017	2.000000	300,000.00	301,575.00	2,933.33	0.00
			01/05/2022	1.851838	301,917.00	100.525000	IDC-FIS	-342.00
84766	CCCCD GOV FNMA NOTE	3135G0U43	12/06/2018	2.875000	340,000.00	354,106.60	2,959.65	14,793.40
			09/12/2023	2.920145	339,313.20	104.149000	IDC-FIS	0.00
84833	CCCCD GOV FNMA NOTE	3135G0U92	01/11/2019	2.625000	150,000.00	153,115.50	1,859.38	3,223.50
			01/11/2022	2.650125	149,892.00	102.077000	IDC-FIS	0.00
84834	CCCSIG GOV FNMA NOT	3135G0U92	01/11/2019	2.625000	850,000.00	867,654.50	10,536.46	18,266.50
			01/11/2022	2.650125	849,388.00	102.077000	IDC-FIS	0.00
84859	CCCSIG GOV FNMA NOT	3135G0U92	01/31/2019	2.630000	1,000,000.00	1,020,770.00	12,416.66	20,510.00
			01/11/2022	2.620467	1,001,718.33	102.077000	IDC-FIS	0.00
84868	CCCCD GOV FNMA NOTE	3135G0V34	02/08/2019	2.500000	75,000.00	77,253.75	744.79	2,532.75



## Inventory by Market Value

Page 29

As Of Date: 06/30/2019

Date Basis: Settlement

Run: 07/08/2019 02:43:00 PM

Reporting Currency: Local

### Contra Costa County

Inv. No.	Description	CUSIP	Purchase Maturity	Coupon YTM TR	Current Par /Share Current Book	Market Value Market Price	Curr Accr Int Price Source	Unrealized Gain Unrealized Loss
84877	CCCCD GOV FNMA NOTE	3130AFW94	02/05/2024	2.579933	74,721.00	103.005000	IDC-FIS	0.00
			02/15/2019	2.500000	300,000.00	309,243.00	2,833.33	10,305.00
			02/13/2024	2.576010	298,938.00	103.081000	IDC-FIS	0.00
			<b>Subtotal</b>	1.423603	10,370,000.00	10,425,766.85	60,282.74	115,463.15
				1.635340	10,319,450.53	100.537771		-7,688.50

#### **Inv Type: 26 AGENCY MBS FXD-M 30/360**

82778	CCCCD MBS FNMA SRS	3136AQDQ0	10/30/2015	1.646000	208.45	210.54	0.29	0.00
			09/25/2019	1.382287	210.54	101.002639	BOOK	0.00
83093	CCCCD MBS FHLMC SRS	3137BNN26	04/28/2016	1.780000	550.56	556.05	0.84	0.00
			07/25/2019	1.464707	556.05	100.997167	BOOK	0.00
84321	CCCCD MBS FHMS K721	3137BM6P6	04/09/2018	3.090000	100,000.00	100,851.56	257.50	0.00
			08/25/2022	2.882712	100,851.56	100.851560	BOOK	0.00
84376	CCCCD MBS FNMA 2018	3136B1XP4	04/30/2018	3.560000	73,937.00	75,407.70	516.02	0.00
			09/25/2021	2.944966	75,407.70	101.989126	BOOK	0.00
84856	CCCSIG MBS FHMS KP0	3137FKK39	12/17/2018	3.203000	199,101.40	199,100.80	531.43	0.00
			07/25/2023	3.203060	199,100.80	99.999699	BOOK	0.00
84985	CCCCD MBS FHMS K720	3137BLUR7	04/05/2019	2.716000	100,000.00	100,250.00	226.34	0.00
			06/25/2022	2.634991	100,250.00	100.250000	BOOK	0.00
85065	CCCCD MBS FHMS K718	3137BHX8	05/21/2019	2.791000	100,000.00	100,625.00	232.59	0.00
			01/25/2022	2.549287	100,625.00	100.625000	BOOK	0.00
85080	CCCSIG ABS FHMS K01	3137ASNJ9	06/03/2019	2.272000	350,000.00	348,728.52	662.67	0.00
			03/25/2022	2.405785	348,772.70	99.636720	BOOK	0.00
			<b>Subtotal</b>	2.770301	923,797.41	925,730.17	2,427.68	0.00
				2.712744	925,774.35	100.209219		0.00

#### **Inv Type: 49 CORP ABS FXD-M 30/360**

83825	CCCSIG ABS JOHN DEE	47788BAD6	07/18/2017	1.820000	182,367.99	182,354.65	147.52	0.00
			10/15/2021	1.823435	182,354.65	99.992685	BOOK	0.00
84207	CCCSIG JDOT 2018 CO	47788CAC6	02/28/2018	2.660000	190,000.00	189,986.34	224.62	0.00
			04/18/2022	2.663481	189,986.34	99.992811	BOOK	0.00
			<b>Subtotal</b>	2.248609	372,367.99	372,340.99	372.14	0.00
				2.252067	372,340.99	99.992749		0.00



## Inventory by Market Value

Page 30

As Of Date: 06/30/2019

Date Basis: Settlement

Run: 07/08/2019 02:43:00 PM

Reporting Currency: Local

### Contra Costa County

Inv. No.	Description	CUSIP	Purchase Maturity	Coupon YTM TR	Current Par /Share Current Book	Market Value Market Price	Curr Accr Int Price Source	Unrealized Gain Unrealized Loss
<b>Inv Type: 50 AUTO ABS FXD-M 30/360</b>								
83008	CCCSIG ABS HYUNDAI	44930UAD8	03/30/2016	1.560000	14,923.64	14,920.75	10.34	0.00
			09/15/2020	1.568722	14,920.75	99.980635	BOOK	0.00
83091	CCCSIG ABS CORP NIS	65478VAD9	04/27/2016	1.320000	48,656.58	48,649.03	28.54	0.00
			01/15/2021	1.326574	48,649.03	99.984483	BOOK	0.00
83281	CCCSIG ABS TOYOTA A	89237WAD9	08/10/2016	1.140000	37,608.52	37,607.52	19.05	0.00
			08/17/2020	1.141339	37,607.52	99.997341	BOOK	0.00
83333	CCCSIG ABS HYUNDAI	44891EAC3	09/21/2016	1.290000	183,277.69	183,253.02	105.08	0.00
			04/15/2021	1.295868	183,253.02	99.986540	BOOK	0.00
83658	CCCSIG ABS ALLY AUT	02007HAC5	03/29/2017	1.780000	41,582.53	41,579.70	32.90	0.00
			08/16/2021	1.785395	41,579.70	99.993194	BOOK	0.00
83659	CCCSIG ABS HYUNDAI	44931PAD8	03/29/2017	1.760000	244,275.16	244,255.40	191.08	0.00
			08/16/2021	1.763698	244,255.40	99.991911	BOOK	0.00
83750	CCCSIG ABS TOTOTA A	89190BAD0	05/17/2017	1.760000	492,230.54	492,192.79	385.03	0.00
			07/15/2021	1.763665	492,192.79	99.992331	BOOK	0.00
83855	CCCSIG ABS NAROT 20	65478GAD2	08/23/2017	1.750000	500,000.00	499,972.05	388.89	0.00
			10/15/2021	1.752684	499,972.05	99.994410	BOOK	0.00
83939	CCCSIG ABS CARMAX 2	14314RAH5	10/25/2017	1.800000	45,375.13	45,371.79	36.30	0.00
			04/15/2021	1.804194	45,371.79	99.992639	BOOK	0.00
83973	CCCSIG ABS TAOT 201	89238KAD4	11/15/2017	1.930000	225,000.00	224,979.26	193.12	0.00
			01/18/2022	1.934403	224,979.26	99.990782	BOOK	0.00
84175	CCCCD ABS ALLYA 201	02007MAE0	01/31/2018	2.350000	110,000.00	109,987.28	114.91	0.00
			06/15/2022	2.355239	109,987.28	99.988436	BOOK	0.00
84176	CCCSIG ABS ALLYA 20	02007MAE0	01/31/2018	2.350000	265,000.00	264,969.37	276.88	0.00
			06/15/2022	2.355236	264,969.37	99.988442	BOOK	0.00
84177	CCCCD ABS TAOT 2018	89238BAD4	01/31/2018	2.350000	100,000.00	99,998.85	104.44	0.00
			05/16/2022	2.396566	99,998.85	99.998850	BOOK	0.00
84405	CCCSIG ABS HART 201	44891KAD7	04/18/2018	2.790000	130,000.00	129,980.42	161.20	0.00
			07/15/2022	2.797121	129,980.42	99.984938	BOOK	0.00
84409	CCCCD ABS TOYOTA 20	89238TAD5	05/16/2018	2.960000	100,000.00	99,998.51	131.56	0.00
			09/15/2022	2.960687	99,998.51	99.998510	BOOK	0.00
84422	CCCSIG ABS FORDO 20	34528FAD0	05/22/2018	3.030000	225,000.00	224,963.62	303.00	0.00
			11/15/2022	3.037269	224,963.62	99.983831	BOOK	0.00
84510	CCCCD ABS ALLYA 201	02007JAC1	06/27/2018	3.000000	110,000.00	109,992.48	146.67	0.00
			01/17/2023	3.003013	109,992.48	99.993164	BOOK	0.00
84535	CCCSIG ABS GMCAR 20	36255JAD6	07/18/2018	3.020000	250,000.00	249,941.70	314.58	0.00



## Inventory by Market Value

As Of Date: 06/30/2019

Date Basis: Settlement

Run: 07/08/2019 02:43:00 PM

Reporting Currency: Local

### Contra Costa County

Inv. No.	Description	CUSIP	Purchase Maturity	Coupon YTM TR	Current Par /Share Current Book	Market Value Market Price	Curr Accr Int Price Source	Unrealized Gain Unrealized Loss
			05/16/2023	3.029757	249,941.70	99.976680	BOOK	0.00
84540	CCCSIG ABS CARMX 20	14313FAD1	07/25/2018	3.130000	200,000.00	199,972.74	278.22	0.00
			06/15/2023	3.135636	199,972.74	99.986370	BOOK	0.00
84541	CCCSIG ABS MBART 20	58772RAD6	07/25/2018	3.030000	410,000.00	409,984.26	552.13	0.00
			01/17/2023	3.031706	409,984.26	99.996161	BOOK	0.00
84542	CCCCD ABS NAROT 201	65479GAD1	07/25/2018	3.060000	65,000.00	64,997.89	88.40	0.00
			03/15/2023	3.061387	64,997.89	99.996754	BOOK	0.00
84544	CCCCD ABS MBART 201	58772RAD6	07/25/2018	3.030000	70,000.00	69,997.31	94.27	0.00
			01/17/2023	3.031708	69,997.31	99.996157	BOOK	0.00
84628	CCCSIG ABS FORDL 20	34531LAD2	09/21/2018	3.190000	240,000.00	239,979.72	340.27	0.00
			12/15/2021	3.195186	239,979.72	99.991550	BOOK	0.00
84632	CCCSIG ABS GMALT 20	36256GAD1	09/26/2018	3.180000	175,000.00	174,986.18	170.04	0.00
			06/21/2021	3.185694	174,986.18	99.992103	BOOK	0.00
84654	CCCSIG ABS BMWLT 20	05586CAC8	10/17/2018	3.260000	150,000.00	149,979.15	149.42	0.00
			07/20/2021	3.270188	149,979.15	99.986100	BOOK	0.00
84698	CCCSIG ABS MBALT 20	58769LAC6	11/20/2018	3.210000	500,000.00	499,988.80	713.33	0.00
			09/15/2021	3.211543	499,988.80	99.997760	BOOK	0.00
84837	CCCSIG ABS GMCAR 20	36256XAD4	01/16/2019	2.970000	225,000.00	224,975.09	222.76	0.00
			11/16/2023	2.974624	224,975.09	99.988929	BOOK	0.00
84855	CCCSIG ABS MBALT 20	58772TAC4	01/30/2019	3.100000	155,000.00	154,995.46	213.56	0.00
			11/15/2021	3.102041	154,995.46	99.997071	BOOK	0.00
84872	CCCSIG ABS NAROT 20	65479KAD2	02/13/2019	2.900000	550,000.00	549,916.68	708.89	0.00
			10/16/2023	2.906625	549,916.68	99.984851	BOOK	0.00
84873	CCCSIG ABS ALLYA 20	02004WAC5	02/13/2019	2.910000	325,000.00	324,960.74	420.33	0.00
			09/15/2023	2.915375	324,960.74	99.987920	BOOK	0.00
84885	CCCSIG ABS GMALT 20	36256UAD0	02/21/2019	2.980000	225,000.00	224,964.68	204.88	0.00
			12/20/2021	2.990955	224,964.68	99.984302	BOOK	0.00
84890	CCCSIG ABS FORDL 20	34532FAD4	02/25/2019	2.900000	265,000.00	264,979.28	341.56	0.00
			05/15/2020	2.912229	264,979.28	99.992181	BOOK	0.00
84897	CCCCD ABS HARROT 20	43814WAC9	02/27/2019	2.830000	100,000.00	99,997.32	102.19	0.00
			03/20/2023	2.831301	99,997.32	99.997320	BOOK	0.00
84994	CCCCD ABS HART 2019	44932NAD2	04/10/2019	2.660000	50,000.00	49,993.42	59.11	0.00
			06/15/2023	2.666383	49,993.42	99.986840	BOOK	0.00
84995	CCCSIG ABS HART 201	44932NAD2	04/10/2019	2.660000	175,000.00	174,976.97	206.90	0.00
			06/15/2023	2.666383	174,976.97	99.986840	BOOK	0.00
85007	CCCSIG ABS NALT 201	65479PAD1	04/15/2019	2.760000	75,000.00	74,994.56	92.00	0.00
			03/15/2022	2.764911	74,994.56	99.992747	BOOK	0.00



# Inventory by Market Value

Page 32

As Of Date: 06/30/2019

Date Basis: Settlement

Run: 07/08/2019 02:43:00 PM

Reporting Currency: Local

## Contra Costa County

Inv. No.	Description	CUSIP	Purchase Maturity	Coupon YTM TR	Current Par /Share Current Book	Market Value Market Price	Curr Accr Int Price Source	Unrealized Gain Unrealized Loss
85059	CCCSIG ABS FITAT 20	31680YAD9	05/08/2019	2.640000	150,000.00	149,967.03	176.00	0.00
			12/15/2023	2.649699	149,967.03	99.978020	BOOK	0.00
85074	CCCCD ABS HAROT 201	43815MAC0	05/29/2019	2.520000	100,000.00	99,996.27	70.00	0.00
			06/21/2023	2.521823	99,996.27	99.996270	BOOK	0.00
85079	CCCCD ABS NAROT 201	65479HAC1	05/28/2019	2.500000	100,000.00	99,977.39	111.11	0.00
			11/15/2023	2.510204	99,977.39	99.977390	BOOK	0.00
85088	CCCCD ABS COPAR 201	14042WAC4	05/30/2019	2.510000	100,000.00	99,979.74	111.56	0.00
			11/15/2023	2.519163	99,979.74	99.979740	BOOK	0.00
			<b>Subtotal</b>	2.621051	7,527,929.79	7,527,174.22	8,370.50	0.00
				2.626841	7,527,174.22	99.989963		0.00

### Inv Type: 53 CREDIT ABS FXD-SA 30/360

84172	CCCSIG ABS CCCIT 20	17305EGK5	01/31/2018	2.490000	350,000.00	349,951.56	3,897.54	0.00
			01/20/2023	2.495080	349,951.56	99.986160	BOOK	0.00
			<b>Subtotal</b>	2.490000	350,000.00	349,951.56	3,897.54	0.00
				2.495080	349,951.56	99.986160		0.00

### Inv Type: 72 NEGOTIABLE CERT OF DEPOSIT

83976	CCCSIG YCD SWEDBANK	87019U6D6	11/17/2017	2.270000	800,000.00	800,000.00	2,320.44	0.00
			11/16/2020	2.270000	800,000.00	100.000000	BOOK	0.00
83977	CCCCD YCD SWEDBANK	87019U6D6	11/17/2017	2.270000	225,000.00	225,000.00	652.63	0.00
			11/16/2020	2.270000	225,000.00	100.000000	BOOK	0.00
84188	CCCCD CREDIT SUISSE	22549LFR1	02/08/2018	2.670000	110,000.00	110,266.15	4,144.43	266.15
			02/07/2020	2.670000	110,000.00	100.241950	IDC-FIS	0.00
84192	CCCSIG CREDIT SUISS	22549LFR1	02/08/2018	2.670000	755,000.00	756,826.72	28,445.88	1,826.72
			02/07/2020	2.670000	755,000.00	100.241950	IDC-FIS	0.00
84246	CCCSIG YCD UBS AG S	90275DHG8	03/06/2018	2.900000	1,200,000.00	1,205,707.15	11,503.33	5,707.15
			03/02/2020	2.900000	1,200,000.00	100.475596	IDC-FIS	0.00
84328	CCCSIG YCD CANADIAN	13606BVFO	04/10/2018	3.182500	800,000.00	806,463.42	5,799.22	6,463.42
			04/10/2020	3.182500	800,000.00	100.807928	IDC-FIS	0.00
84965	CCCSIG YCD CREDIT A	22535CDVO	04/04/2019	2.830000	800,000.00	800,000.00	5,534.22	0.00
			04/01/2022	2.830000	800,000.00	100.000000	BOOK	0.00
			<b>Subtotal</b>	2.756141	4,690,000.00	4,704,263.44	58,400.15	14,263.44
				2.756141	4,690,000.00	100.304125		0.00



# Inventory by Market Value

Page 33

As Of Date: 06/30/2019

Date Basis: Settlement

Run: 07/08/2019 02:43:00 PM

Reporting Currency: Local

## Contra Costa County

Inv. No.	Description	CUSIP	Purchase Maturity	Coupon YTM TR	Current Par /Share Current Book	Market Value Market Price	Curr Accr Int Price Source	Unrealized Gain Unrealized Loss
<b>Inv Type: 74 CERT OF DEPOSIT MEDIUM TERM</b>								
84559	CCCCD YCD BANK OF M	06370REU9	08/03/2018	3.190000	175,000.00	175,000.00	5,148.31	0.00
			08/03/2020	3.190000	175,000.00	100.000000	BOOK	0.00
84560	CCCSIG YCD BANK OF	06370REU9	08/03/2018	3.190000	775,000.00	775,000.00	22,799.64	0.00
			08/03/2020	3.190000	775,000.00	100.000000	BOOK	0.00
84655	CCCSIG YCD SUMITOMO	86565BPC9	10/18/2018	3.390000	750,000.00	748,980.00	5,367.50	0.00
			10/16/2020	3.476115	748,980.00	99.864000	BOOK	0.00
84656	CCCCD YCD SUMITOMO	86565BPC9	10/18/2018	3.390000	110,000.00	109,850.40	787.23	0.00
			10/16/2020	3.476115	109,850.40	99.864000	BOOK	0.00
84893	CCCSIG YCD MUFG BAN	55379WZT6	02/28/2019	2.970000	800,000.00	800,000.00	8,118.00	0.00
			02/26/2021	2.970000	800,000.00	100.000000	BOOK	0.00
84894	CCCCD YCD MUFG BANK	55379WZT6	02/28/2019	2.970000	115,000.00	115,000.00	1,166.96	0.00
			02/26/2021	2.970000	115,000.00	100.000000	BOOK	0.00
			<b>Subtotal</b>	3.179157	2,725,000.00	2,723,830.40	43,387.64	0.00
				3.206309	2,723,830.40	99.957079		0.00

## Inv Type: 75 CORPORATE NOTES

82513	CCCCD CORP GENERAL	36962G4D3	04/15/2015	6.000000	100,000.00	100,328.00	2,400.00	0.00
			08/07/2019	1.743001	117,603.00	100.328000	IDC-FIS	-17,275.00
83177	CCCCD CORP JP MORG	48127HAA7	06/22/2016	2.200000	1,100,000.00	1,099,637.00	4,638.33	0.00
			10/22/2019	1.726909	1,116,775.00	99.967000	IDC-FIS	-17,138.00
83286	CCCSIG CORP BERKSHI	084664CK5	08/15/2016	1.300000	375,000.00	374,557.50	1,841.67	0.00
			08/15/2019	1.333092	374,636.25	99.882000	IDC-FIS	-78.75
83307	CCCCD CORP WELLS FA	949746RS2	09/02/2016	2.500000	240,000.00	240,523.20	1,950.00	0.00
			03/04/2021	1.900017	246,189.60	100.218000	IDC-FIS	-5,666.40
83423	CCCSIG CORP PFIZER	717081EB5	11/21/2016	1.700000	580,000.00	578,608.00	438.22	0.00
			12/15/2019	1.724022	579,887.04	99.760000	IDC-FIS	-1,279.04
83589	CCCCD CORP MORGAN S	61747YDW2	02/03/2017	2.650000	240,000.00	240,273.60	2,720.67	0.00
			01/27/2020	2.393173	241,764.00	100.114000	IDC-FIS	-1,490.40
83595	CCCSIG CORP APPLE I	037833CK4	02/09/2017	1.900000	600,000.00	598,734.00	4,560.00	0.00
			02/07/2020	1.916933	599,706.00	99.789000	IDC-FIS	-972.00
83625	CCCCD CORP AMERICAN	0258M0EE5	03/03/2017	2.200000	170,000.00	169,821.50	1,225.89	0.00
			03/03/2020	2.236036	169,823.20	99.895000	IDC-FIS	-1.70
83668	CCCSIG CORP CHEVRON	166764BP4	04/05/2017	1.991000	1,075,000.00	1,073,613.25	7,015.50	0.00
			03/03/2020	1.873043	1,078,569.00	99.871000	IDC-FIS	-4,955.75





## Inventory by Market Value

As Of Date: 06/30/2019

Date Basis: Settlement

Run: 07/08/2019 02:43:00 PM

Reporting Currency: Local

### Contra Costa County

Inv. No.	Description	CUSIP	Purchase Maturity	Coupon YTM TR	Current Par /Share Current Book	Market Value Market Price	Curr Accr Int Price Source	Unrealized Gain Unrealized Loss
83739	CCCSIG CORP APPLE I	037833CS7	05/11/2017	1.800000	530,000.00	528,712.10	1,325.00	0.00
			05/11/2020	1.835100	529,459.40	99.757000	IDC-FIS	-747.30
83793	CCCSIG CORP WALT DI	25468PDU7	06/06/2017	1.800000	850,000.00	846,753.00	1,105.00	0.00
			06/05/2020	1.839965	849,014.00	99.618000	IDC-FIS	-2,261.00
83824	CCCSIG CORP AMERI H	02665WBT7	07/20/2017	1.950000	505,000.00	503,353.70	4,404.02	0.00
			07/20/2020	1.984846	504,489.95	99.674000	IDC-FIS	-1,136.25
83839	CCCSIG CORP MORGAN	61761JB32	08/03/2017	2.800000	750,000.00	753,487.50	875.00	0.00
			06/16/2020	2.122846	764,055.00	100.465000	IDC-FIS	-10,567.50
83842	CCCCD CORP GOLDMAN	38141GWG5	08/04/2017	2.600000	225,000.00	225,216.00	65.00	0.00
			12/27/2020	2.319822	227,045.25	100.096000	IDC-FIS	-1,829.25
83851	CCCSIG CORP EXXON M	30231GAG7	08/17/2017	1.912000	400,000.00	399,324.00	2,443.11	0.00
			03/06/2020	1.719253	401,916.00	99.831000	IDC-FIS	-2,592.00
83863	CCCSIG CORP VISA IN	92826CAB8	08/30/2017	2.200000	210,000.00	210,329.70	218.17	0.00
			12/14/2020	1.853307	212,310.00	100.157000	IDC-FIS	-1,980.30
83879	CCCCD CORP CITIGRP	172967LC3	08/31/2017	2.900000	250,000.00	252,592.50	463.19	0.00
			12/08/2021	2.488448	254,137.50	101.037000	IDC-FIS	-1,545.00
83885	CCCSIG CORP CATERPI	14913Q2A6	09/07/2017	1.850000	635,000.00	632,764.80	3,817.94	0.00
			09/04/2020	1.879031	634,466.60	99.648000	IDC-FIS	-1,701.80
83890	CCCCD CORP BANK OF	06406FAA1	09/07/2017	2.500000	125,000.00	125,687.50	659.72	0.00
			04/15/2021	2.072430	126,846.25	100.550000	IDC-FIS	-1,158.75
83891	CCCSIG CORP IBM CRE	44932HAA1	09/08/2017	1.625000	700,000.00	699,055.00	3,633.68	0.00
			09/06/2019	1.663919	699,468.00	99.865000	IDC-FIS	-413.00
83894	CCCSIG CORP BOFA CA	06051GGS2	09/18/2017	2.328000	545,000.00	544,340.55	3,171.90	0.00
			10/01/2021	2.328000	545,000.00	99.879000	IDC-FIS	-659.45
83921	CCCSIG CORP PEPSICO	713448DX3	10/10/2017	2.000000	375,000.00	374,898.75	1,583.33	0.00
			04/15/2021	2.005881	374,925.00	99.973000	IDC-FIS	-26.25
83922	CCCCD CORP PEPSICO	713448DX3	10/10/2017	2.000000	70,000.00	69,981.10	295.56	0.00
			04/15/2021	2.005881	69,986.00	99.973000	IDC-FIS	-4.90
83940	CCCSIG CORP BB&T MT	05531FAZ6	10/26/2017	2.150000	215,000.00	214,621.60	1,926.05	0.00
			02/01/2021	2.165131	214,901.10	99.824000	IDC-FIS	-279.50
83949	CCCSIG CORP HONEYWE	438516BQ8	10/30/2017	1.800000	240,000.00	239,577.60	732.00	0.00
			10/30/2019	1.839901	239,812.80	99.824000	IDC-FIS	-235.20
83952	CCCCD CORP BANK OF	06051GFW4	11/03/2017	2.625000	110,000.00	110,685.30	577.50	0.00
			04/19/2021	2.398027	110,823.90	100.623000	IDC-FIS	-138.60
83964	CCCCD CORP BB T MTN	05531FAZ6	11/06/2017	2.150000	110,000.00	109,806.40	985.41	0.00
			02/01/2021	2.189947	109,864.70	99.824000	IDC-FIS	-58.30
83969	CCCSIG CORP PACCAR	69371RN85	11/13/2017	2.050000	225,000.00	224,829.00	615.00	0.00



## Inventory by Market Value

As Of Date: 06/30/2019

Date Basis: Settlement

Run: 07/08/2019 02:43:00 PM

Reporting Currency: Local

### Contra Costa County

Inv. No.	Description	CUSIP	Purchase Maturity	Coupon YTM TR	Current Par /Share Current Book	Market Value Market Price	Curr Accr Int Price Source	Unrealized Gain Unrealized Loss
			11/13/2020	2.053109	224,979.75	99.924000	IDC-FIS	-150.75
83971	CCCSIG CORP UNITED	911312BP0	11/14/2017	2.050000	475,000.00	474,211.50	2,434.38	0.00
			04/01/2021	2.098958	474,249.50	99.834000	IDC-FIS	-38.00
84087	CCCSIG CORP CITIGRO	172967KB6	12/11/2017	2.650000	600,000.00	602,112.00	2,870.83	0.00
			10/26/2020	2.497862	602,508.00	100.352000	IDC-FIS	-396.00
84126	CCCSIG CORP JOHN DE	24422ETZ2	01/08/2018	2.350000	305,000.00	305,911.95	3,444.38	1,070.55
			01/08/2021	2.368059	304,841.40	100.299000	IDC-FIS	0.00
84200	CCCSIG BANK OF NY M	06406HDD8	02/21/2018	2.600000	500,000.00	502,590.00	4,838.89	5,045.00
			08/17/2020	2.805542	497,545.00	100.518000	IDC-FIS	0.00
84202	CCCSIG CORP PACCAR	69371RN93	02/27/2018	2.800000	500,000.00	504,590.00	4,666.67	4,835.00
			03/01/2021	2.817011	499,755.00	100.918000	IDC-FIS	0.00
84225	CCCCD CORP CICS SY	17275RBD3	03/05/2018	2.200000	130,000.00	130,074.10	977.17	2,315.30
			02/28/2021	2.806895	127,758.80	100.057000	IDC-FIS	0.00
84247	CCCSIG NATIONAL RUR	63743HER9	02/26/2018	2.900000	330,000.00	333,907.20	2,817.83	4,273.50
			03/15/2021	2.937862	329,633.70	101.184000	IDC-FIS	0.00
84255	CCCSIG CORP JOHN DE	24422EUD9	03/13/2018	2.875000	400,000.00	404,704.00	3,481.94	4,976.00
			03/12/2021	2.898871	399,728.00	101.176000	IDC-FIS	0.00
84277	CCCSIG CORP UNILEVE	904764AZ0	03/22/2018	2.750000	650,000.00	656,597.50	4,915.63	9,919.00
			03/22/2021	2.929170	646,678.50	101.015000	IDC-FIS	0.00
84290	CCCSIG CORP HSBC US	40428HPR7	03/29/2018	2.350000	400,000.00	400,016.00	3,028.89	5,112.00
			03/05/2020	3.032909	394,904.00	100.004000	IDC-FIS	0.00
84307	CCCCD CORP NATL RUR	637432NM3	04/05/2018	2.400000	115,000.00	115,798.10	506.00	3,943.35
			04/25/2022	3.122993	111,854.75	100.694000	IDC-FIS	0.00
84308	CCCCD CORP CATERPIL	14912L5Q0	04/05/2018	2.625000	60,000.00	60,865.80	525.00	2,408.40
			03/01/2023	3.195058	58,457.40	101.443000	IDC-FIS	0.00
84309	CCCCD CORP HOME DEP	437076AZ5	04/05/2018	2.700000	100,000.00	102,209.00	675.00	4,109.00
			04/01/2023	3.114098	98,100.00	102.209000	IDC-FIS	0.00
84399	CCCSIG CORP HERSHEY	427866AY4	05/10/2018	2.900000	350,000.00	351,788.50	1,296.94	2,019.50
			05/15/2020	2.933837	349,769.00	100.511000	IDC-FIS	0.00
84402	CCCSIG CORP GENERAL	369550BA5	05/11/2018	2.875000	460,000.00	462,281.60	1,836.81	3,910.00
			05/11/2020	3.058819	458,371.60	100.496000	IDC-FIS	0.00
84411	CCCSIG CORP AMERICA	025816BU2	05/17/2018	3.375000	785,000.00	799,820.80	3,238.13	14,954.25
			05/17/2021	3.381007	784,866.55	101.888000	IDC-FIS	0.00
84421	CCCSIG CORP CHARLES	808513AW5	05/22/2018	3.250000	500,000.00	509,680.00	1,805.56	9,695.00
			05/21/2021	3.251084	499,985.00	101.936000	IDC-FIS	0.00
84470	CCCSIG CORP BBT COR	05531FBD4	06/05/2018	3.200000	150,000.00	152,683.50	1,573.33	2,862.00
			09/03/2021	3.235931	149,821.50	101.789000	IDC-FIS	0.00



## Inventory by Market Value

Page 36

As Of Date: 06/30/2019

Date Basis: Settlement

Run: 07/08/2019 02:43:00 PM

Reporting Currency: Local

### Contra Costa County

Inv. No.	Description	CUSIP	Purchase Maturity	Coupon YTM TR	Current Par /Share Current Book	Market Value Market Price	Curr Accr Int Price Source	Unrealized Gain Unrealized Loss
84511	CCCSIG CORP WALMART	931142EJ8	06/27/2018	3.125000	595,000.00	607,982.90	413.19	13,012.65
			06/23/2021	3.126857	594,970.25	102.182000	IDC-FIS	0.00
84592	CCCSIG CORP CATERPI	14913Q2N8	09/07/2018	3.150000	100,000.00	101,989.00	997.50	2,066.00
			09/07/2021	3.177112	99,923.00	101.989000	IDC-FIS	0.00
84593	CCCSIG CORP UNILEVE	904764BF3	09/07/2018	3.000000	100,000.00	102,249.00	950.00	2,733.00
			03/07/2022	3.147126	99,516.00	102.249000	IDC-FIS	0.00
84594	CCCSIG CORP PFIZER	717081EM1	09/07/2018	3.000000	250,000.00	255,002.50	2,208.33	5,340.00
			09/15/2021	3.046915	249,662.50	102.001000	IDC-FIS	0.00
84618	CCCSIG CORP 3M COMP	88579YBA8	09/14/2018	3.000000	185,000.00	188,507.60	1,649.58	3,886.85
			09/14/2021	3.072054	184,620.75	101.896000	IDC-FIS	0.00
84645	CCCSIG CORP AMERICA	02665WCP4	10/10/2018	3.375000	300,000.00	307,734.00	590.63	7,878.00
			12/10/2021	3.392166	299,856.00	102.578000	IDC-FIS	0.00
84757	CCCSIG CORP HOME DE	437076BV3	12/06/2018	3.250000	225,000.00	232,206.75	2,437.50	7,823.25
			03/01/2022	3.341128	224,383.50	103.203000	IDC-FIS	0.00
84830	CCCSIG CORP TOYOTA	89236TFQ3	01/08/2019	3.050000	235,000.00	238,231.25	3,444.38	3,372.25
			01/08/2021	3.081164	234,859.00	101.375000	IDC-FIS	0.00
84863	CCCCD CORP TOYOTA M	89236TFS9	01/31/2019	3.350000	145,000.00	151,639.55	2,334.30	5,517.25
			01/08/2024	3.179008	146,432.64	104.579000	IDC-FIS	0.00
84887	CCCSIG CORP 3M COMP	88579YBF7	02/22/2019	2.750000	245,000.00	249,032.70	2,414.27	4,147.85
			03/01/2022	2.766133	244,884.85	101.646000	IDC-FIS	0.00
84915	CCCSIG CORP PFIZER	717081ER0	03/11/2019	2.800000	170,000.00	173,002.20	1,454.44	3,012.40
			03/11/2022	2.802099	169,989.80	101.766000	IDC-FIS	0.00
84923	CCCSIG CORP MERCK A	589331AT4	03/15/2019	2.400000	300,000.00	302,763.00	2,120.00	5,829.00
			09/15/2022	2.708028	296,934.00	100.921000	IDC-FIS	0.00
84926	CCCSIG CORP GOLDMAN	38141GWC4	03/18/2019	3.000000	325,000.00	328,107.00	1,760.42	4,858.75
			04/26/2022	3.182983	323,248.25	100.956000	IDC-FIS	0.00
84932	CCCSIG CORP JPMORGA	46647PBB1	03/22/2019	3.207000	800,000.00	816,472.00	7,055.40	16,472.00
			04/01/2023	3.207000	800,000.00	102.059000	IDC-FIS	0.00
84968	CCCCD CORP PFIZER I	717081ES8	04/04/2019	2.950000	120,000.00	123,711.60	1,081.67	2,259.60
			03/15/2024	2.686880	121,678.17	103.093000	IDC-FIS	0.00
84969	CCCCD CORP JPMORGAN	46647PBB1	04/04/2019	3.207000	110,000.00	112,264.90	970.12	1,656.60
			04/01/2023	3.058406	110,725.89	102.059000	IDC-FIS	0.00
85003	CCCSIG CORP TOYOTA	89236TFX8	04/12/2019	2.650000	600,000.00	609,414.00	3,489.17	9,792.00
			04/12/2022	2.671993	599,622.00	101.569000	IDC-FIS	0.00
85057	CCCSIG CORP BOEING	097023CG8	05/02/2019	2.700000	125,000.00	126,798.75	553.13	2,020.00
			05/01/2022	2.761957	124,778.75	101.439000	IDC-FIS	0.00
85060	CCCSIG CORP PACCAR	69371RP83	05/10/2019	2.650000	100,000.00	101,223.00	375.42	1,277.00



# Inventory by Market Value

Page 37

As Of Date: 06/30/2019

Date Basis: Settlement

Run: 07/08/2019 02:43:00 PM

Reporting Currency: Local

## Contra Costa County

Inv. No.	Description	CUSIP	Purchase Maturity	Coupon YTM TR	Current Par /Share Current Book	Market Value Market Price	Curr Accr Int Price Source	Unrealized Gain Unrealized Loss
			05/10/2022	2.668850	99,946.00	101.223000	IDC-FIS	0.00
85073	CCCSIG CORP VISA IN	92826CAG7	05/24/2019	2.150000	250,000.00	251,047.50	1,582.64	4,345.00
			09/15/2022	2.567904	247,732.71	100.419000	IDC-FIS	0.00
85099	CCCSIG CORP MORGAN	61744YAH1	06/07/2019	2.750000	400,000.00	404,196.00	1,283.33	2,572.00
			05/19/2022	2.605838	402,174.00	101.049000	IDC-FIS	0.00
85100	CCCSIG CORP GOLDMAN	38141GWC4	06/07/2019	3.000000	400,000.00	403,824.00	2,166.67	1,308.00
			04/26/2022	2.771065	403,882.67	100.956000	IDC-FIS	0.00
85121	CCCSIG CORP AMERICA	02665WCY5	06/27/2019	2.200000	500,000.00	499,400.00	122.22	0.00
			06/27/2022	2.231876	499,540.00	99.880000	IDC-FIS	-140.00
			<b>Subtotal</b>	2.489544	24,940,000.00	25,098,752.90	142,074.55	192,627.30
				2.443156	24,986,642.72	100.636539		-76,916.14

### Inv Type: 78 NEGOTIABLE CD 30/360 EUR

83844	CCCSIG MTN WESTPAC	96121T4A3	08/07/2017	2.050000	1,460,000.00	1,460,000.00	11,972.00	0.00
			08/03/2020	2.050000	1,460,000.00	100.000000	BOOK	0.00
			<b>Subtotal</b>	2.050000	1,460,000.00	1,460,000.00	11,972.00	0.00
				2.050000	1,460,000.00	100.000000		0.00

### Inv Type: 79 YCD/NCD 30/360

84196	CCCSIG NORDEA BANK	65590ASN7	02/22/2018	2.720000	800,000.00	788,612.00	7,918.22	0.00
			02/20/2020	2.720000	800,000.00	98.576500	IDC-FIS	-11,388.00
84197	CCCCD NORDEA BANK A	65590ASN7	02/22/2018	2.720000	170,000.00	167,580.05	1,682.62	0.00
			02/20/2020	2.720000	170,000.00	98.576500	IDC-FIS	-2,419.95
84476	CCCCSIG YCD BANK OF	06417GU22	06/07/2018	3.080000	800,000.00	783,755.56	1,779.56	0.00
			06/05/2020	3.099862	799,696.00	97.969444	IDC-FIS	-15,940.44
84477	CCCCD YCD BANK OF N	06417GU22	06/07/2018	3.080000	150,000.00	146,954.17	333.66	0.00
			06/05/2020	3.099862	149,943.00	97.969444	IDC-FIS	-2,988.83
84486	CCCSIG ROYAL BANK O	78012UEE1	06/08/2018	3.240000	1,000,000.00	1,000,000.00	2,160.00	0.00
			06/07/2021	3.240000	1,000,000.00	100.000000	BOOK	0.00
			<b>Subtotal</b>	3.015197	2,920,000.00	2,886,901.78	13,874.06	0.00
				3.021658	2,919,639.00	98.866499		-32,737.22

Grand Total	Count 206		2.192011	112,437,095.19	112,993,265.39	660,406.51	1,051,271.21
			2.283767	112,194,285.14	100.494650		-201,311.98



## Inventory by Market Value

As Of Date: 06/30/2019

Date Basis: Settlement

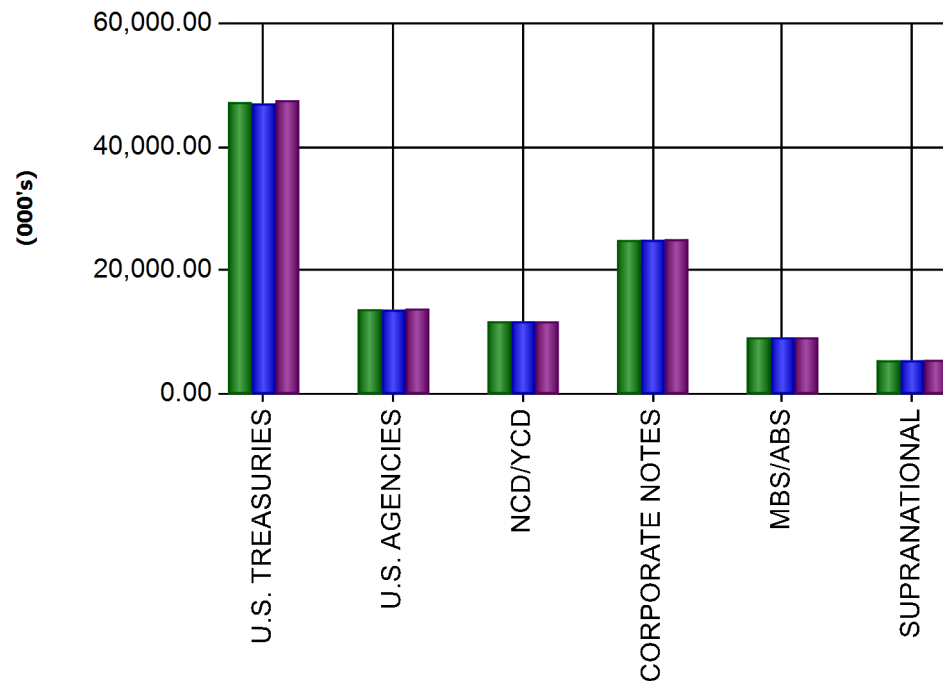
Run: 07/08/2019 02:43:00 PM

Reporting Currency: Local

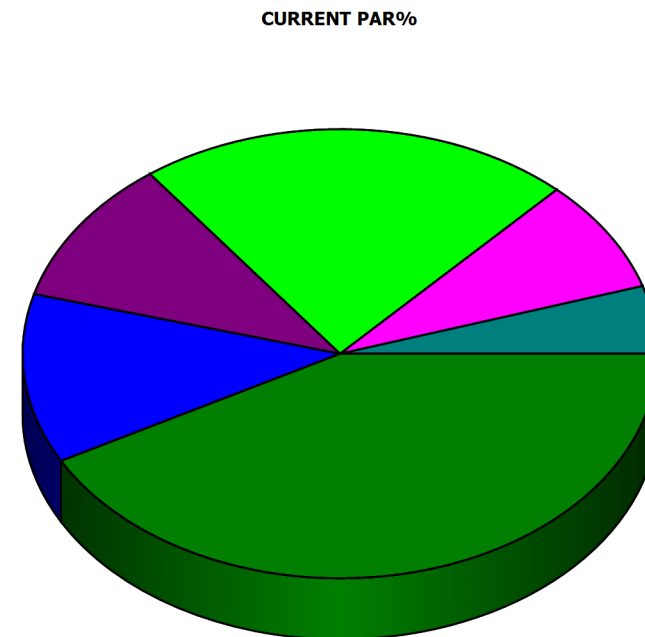
### Contra Costa County

Assets (000's)	Current Par	Current Book	Market	MKT/Book	Un Gain/Loss	Yield
U.S. TREASURIES	47,318.00	47,076.80	47,605.22	101.12 %	574.30	2.17 %
U.S. AGENCIES	13,720.00	13,670.46	13,816.84	101.07 %	147.83	1.69 %
NCD/YCD	11,795.00	11,793.47	11,775.00	99.84 %	-18.47	2.84 %
CORPORATE NOTES	24,940.00	24,986.64	25,098.75	100.45 %	115.71	2.44 %
MBS/ABS	9,174.10	9,175.24	9,175.20	100.00 %	0.00	2.62 %
SUPRANATIONAL	5,490.00	5,491.67	5,522.26	100.56 %	30.59	2.25 %
Totals(000's)	112,437.10	112,194.29	112,993.27	100.71 %	849.96	2.28 %

### Asset Allocation



■ Par ■ Book ■ Market



■ U.S. TREASURIES - 42% ■ CORPORATE NOTES - 22%  
 ■ U.S. AGENCIES - 12% ■ MBS/ABS - 8%  
 ■ NCD/YCD - 10% ■ SUPRANATIONAL - 5%

## **SECTION III**

### **APPENDIX**

#### **B. INVESTMENT PORTFOLIO DETAIL – MANAGED BY OUTSIDE CONTRACTED PARTIES**

##### **B.2. STATE OF CALIFORNIA LOCAL AGENCY INVESTMENT FUND (LAIF)**

**CONTRA COSTA COUNTY  
AS OF JUNE 30, 2019**

<b>CALIFORNIA STATE LOCAL AGENCY INVESTMENT ACCOUNTS</b>	<b>STATE CONTROLLER ACCOUNT NUMBER</b>	<b>ACCOUNT BALANCE</b>	<b>ESTIMATED FAIR VALUE</b>
ACALANES UNION HIGH SCHOOL	75-07-010	989,790.67	991,484.98
ANTIOCH UNIFIED SCHOOL DISTRICT	75-07-005	862,055.26	863,530.92
BRENTWOOD UNION SCHOOL DISTRICT	75-07-013	8,104,524.81	8,118,398.05
BYRON UNION SCHOOL DISTRICT	75-07-017	172,698.39	172,994.01
CANYON ELEMENTARY SCHOOL DISTRICT	75-07-018	200,776.03	201,119.72
CENTRAL CONTRA COSTA SANITARY DISTRICT	70-07-001	51,700,000.00	51,788,499.54
CONTRA COSTA COMMUNITY COLLEGE	75-07-001	642,460.61	643,560.37
CONTRA COSTA COUNTY	99-07-000	65,000,000.00	65,111,266.35
CONTRA COSTA COUNTY OFFICE OF EDUCATION	75-07-007	1,337,624.18	1,339,913.91
CONTRA COSTA COUNTY SCHOOL INSURANCE GROUP	35-07-001	2,328,597.42	2,332,583.49
CROCKETT COMMUNITY SERVICES DISTRICT	16-07-004	4,614,152.85	4,622,051.31
DELTA DIABLO SANITATION DISTRICT	70-07-003	75,739.65	75,869.30
EAST CONTRA COSTA REG FEE & FINANCING AUTH	40-07-006	1,053,117.21	1,054,919.93
KENSINGTON FIRE PROTECTION DISTRICT	17-07-011	4,870,769.31	4,879,107.04
KENSINGTON POLICE PROTECTION & COMMUNITY SERVICES DISTRICT	16-07-003	1,210,183.10	1,212,254.68
LAFAYETTE SCHOOL DISTRICT	75-07-012	5,077,709.39	5,086,401.36
MARTINEZ UNIFIED SCHOOL DISTRICT	75-07-011	23,260,947.09	23,300,764.95
MORAGA ORINDA FIRE DISTRICT	17-07-003	10,847,218.27	10,865,786.43
MORAGA SCHOOL DISTRICT	75-07-016	2,789.63	2,794.41
MT DIABLO UNIFIED SCHOOL DISTRICT	75-07-008	3,579,227.02	3,585,353.91
MT VIEW SANITARY DISTRICT	70-07-008	8,895,964.26	8,911,192.28
OAKLEY UNION SCHOOL DISTRICT	75-07-009	257,946.93	258,388.48
ORINDA UNION SCHOOL DISTRICT	75-07-015	3,218,659.82	3,224,169.49
PITTSBURG UNIFIED SCHOOL DISTRICT	75-07-002	36,685.29	36,748.09
RECLAMATION DISTRICT 799	60-07-001	85,719.64	85,866.37
RECLAMATION DISTRICT 800	60-07-003	3,071,758.01	3,077,016.21
REDEVELOPMENT AGENCY	65-07-015	45.43	45.51
RODEO -HERCULES FIRE PROTECTION DISTRICT	17-07-001	110,434.45	110,623.49
SAN RAMON VALLEY UNIFIED SCHOOL DISTRICT	75-07-004	249,939.26	250,367.10
WEST CONTRA COSTA UNIFIED SCHOOL DISTRICT	75-07-014	42,645,231.22	42,718,230.90
TOTAL		<u>244,502,765.20</u>	<u>244,921,302.59</u>

## **SECTION III**

### **APPENDIX**

#### **B. INVESTMENT PORTFOLIO DETAIL – MANAGED BY OUTSIDE CONTRACTED PARTIES**

##### **ASSET MANAGEMENT FUNDS**

- B.3. WELLS CAPITAL MANAGEMENT**
- B.4.\* CalTRUST (SHORT TERM)**
- B.5. CalTRUST (LIQUIDITY)**

\*No investment in the CalTRUST Short Term fund as of 6/30/19



# WFAM GAAP

01 April 2019 to 30 June 2019

---

WC-Contra Costa County

Investment Strategy: Short Duration Fixed Income

The information contained in this report represents estimated trade date investment calculations. Certain calculations may not be available for all time periods. Please refer to your custody statement for official portfolio holdings and transactions. Note that certain accounting methods may cause differences between this investment report and your custody statement.

Wells Fargo Asset Management is a trade name used by the asset management businesses of Wells Fargo & Company.



<a href="#"><u>Risk Summary (WC-Contra Costa County)</u></a>	1
<a href="#"><u>Performance Summary Gross of Fees (WC-Contra Costa County)</u></a>	5
<a href="#"><u>Performance Summary Net of Fees (WC-Contra Costa County)</u></a>	7
<a href="#"><u>GAAP Financials (WC-Contra Costa County)</u></a>	9
<a href="#"><u>Income Detail (WC-Contra Costa County)</u></a>	11
<a href="#"><u>Balance Sheet Classification (WC-Contra Costa County)</u></a>	17
<a href="#"><u>Trading Activity (WC-Contra Costa County)</u></a>	23
<a href="#"><u>Transaction Detail (WC-Contra Costa County)</u></a>	33
<a href="#"><u>MMF Transaction Detail (WC-Contra Costa County)</u></a>	44
<a href="#"><u>Roll Forward (WC-Contra Costa County)</u></a>	47
<a href="#"><u>Shock Analysis (WC-Contra Costa County)</u></a>	52

# Risk Summary

Base Currency: USD

01 April 2019 to 30 June 2019

WC-Contra Costa County

Account: XXX235

Primary Benchmark: ICE BofAML US 6-Month Treasury Bill Index

Investment Strategy: Short Duration Fixed Income

## Balance Sheet

Book Value + Accrued	44,536,789.87
Net Unrealized Gain/Loss	78,326.41
Market Value + Accrued	44,615,116.28

## Cash and Fixed Income Summary

Risk Metric	Value
Cash	595.06
MMFund	8,739.10
Fixed Income	44,605,782.12
Duration	0.40
Convexity	0.00
WAL	0.51
Years to Final Maturity	0.67
Years to Effective Maturity	0.50
Yield	2.22
Book Yield	2.59
Avg Credit Rating	AA+/Aa1/AA+

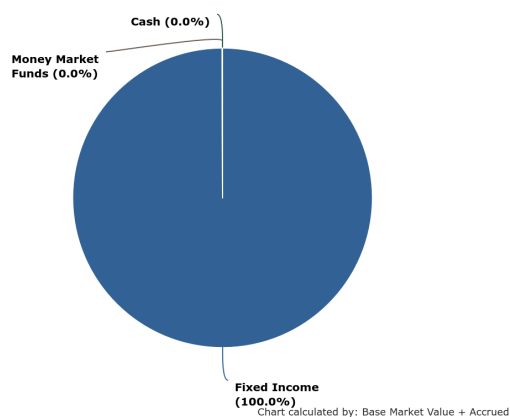
## Issuer Concentration

Issuer Concentration	% of Base Market Value + Accrued
Other	56.32%
Federal Home Loan Banks Office of Finance	13.45%
Government of the United States	8.99%
Federal Farm Credit Banks Funding Corporation	8.91%
United Nations	4.49%
Federal Home Loan Mortgage Corporation	3.35%
Inter-American Development Bank	2.25%
Old Line Funding, LLC	2.24%

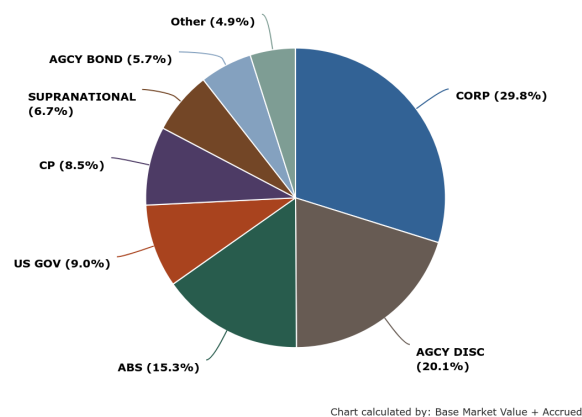
--- 100.00%

Footnotes: 1,2

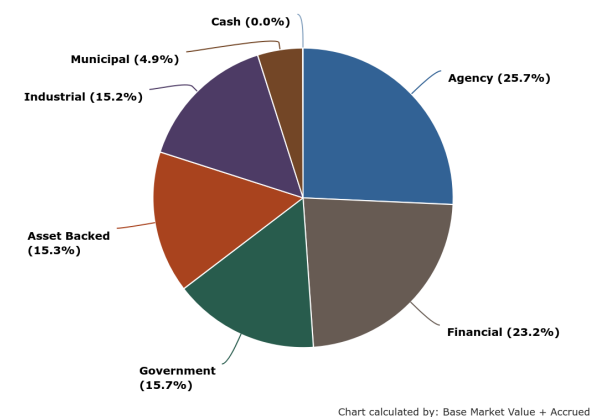
## Asset Class



## Security Type



## Market Sector



The information contained in this report represents estimated trade date investment calculations. Certain calculations may not be available for all time periods. Please refer to your custody statement for official portfolio holdings and transactions. Note that certain accounting methods may cause differences between this investment report and your custody statement.

# Risk Summary

Base Currency: USD

01 April 2019 to 30 June 2019

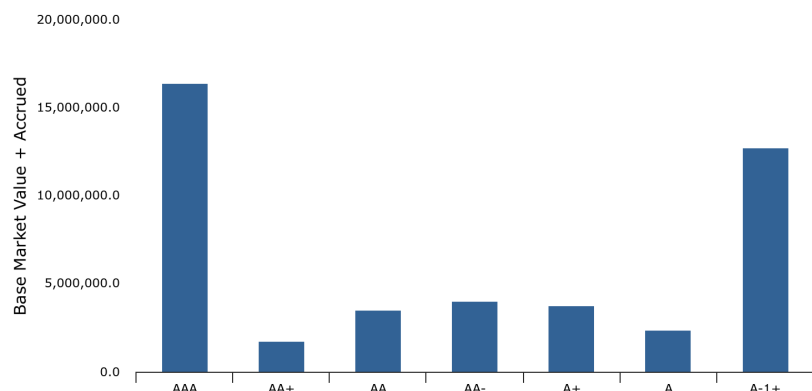
WC-Contra Costa County

Account: XXX235

Primary Benchmark: ICE BofAML US 6-Month Treasury Bill Index

Investment Strategy: Short Duration Fixed Income

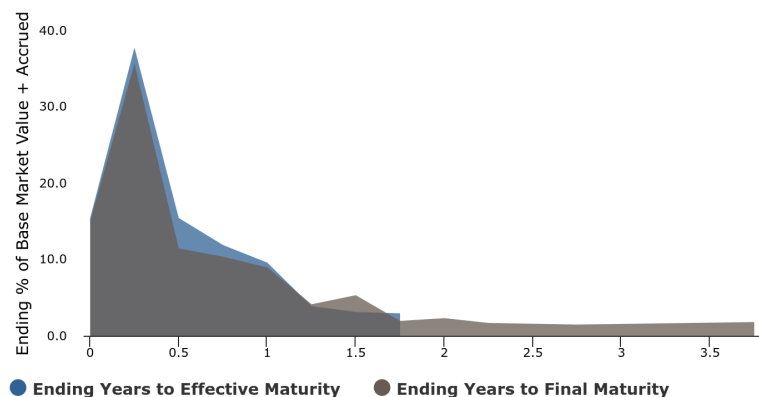
## Credit Rating



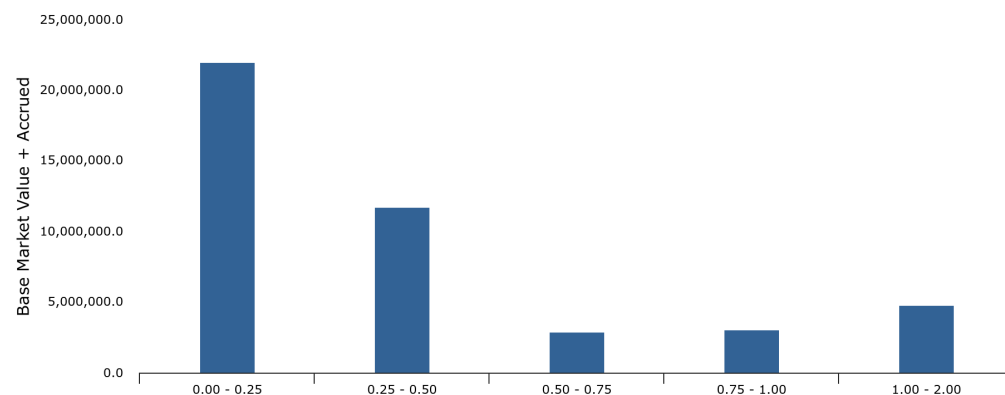
## Credit Duration Heat Map

Rating	0 - 1	1 - 2	2 - 3	3 - 4	4 - 5	5 - 7	7 - 10	10 - 15	15 - 30
AAA	60.73%	4.55%	0.00%	0.00%	0.00%	0.00%	0.00%	0.00%	0.00%
AA	17.73%	3.11%	0.00%	0.00%	0.00%	0.00%	0.00%	0.00%	0.00%
A	10.69%	3.18%	0.00%	0.00%	0.00%	0.00%	0.00%	0.00%	0.00%
BBB	0.00%	0.00%	0.00%	0.00%	0.00%	0.00%	0.00%	0.00%	0.00%
BB	0.00%	0.00%	0.00%	0.00%	0.00%	0.00%	0.00%	0.00%	0.00%
B	0.00%	0.00%	0.00%	0.00%	0.00%	0.00%	0.00%	0.00%	0.00%
CCC	0.00%	0.00%	0.00%	0.00%	0.00%	0.00%	0.00%	0.00%	0.00%
CC	0.00%	0.00%	0.00%	0.00%	0.00%	0.00%	0.00%	0.00%	0.00%
C	0.00%	0.00%	0.00%	0.00%	0.00%	0.00%	0.00%	0.00%	0.00%
NA	0.00%	0.00%	0.00%	0.00%	0.00%	0.00%	0.00%	0.00%	0.00%

## Time To Maturity



## Duration



The information contained in this report represents estimated trade date investment calculations. Certain calculations may not be available for all time periods. Please refer to your custody statement for official portfolio holdings and transactions. Note that certain accounting methods may cause differences between this investment report and your custody statement.

# Risk Summary

Base Currency: USD

01 April 2019 to 30 June 2019

WC-Contra Costa County

Account: XXX235

Primary Benchmark: ICE BofAML US 6-Month Treasury Bill Index

Investment Strategy: Short Duration Fixed Income

## Base Exposure - Industry Sector

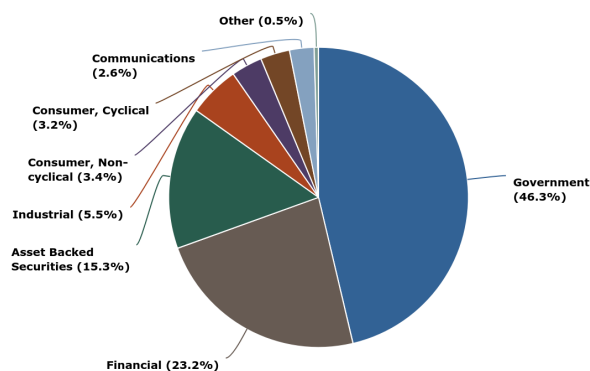


Chart calculated by: % of Base Market Value + Accrued

## Base Exposure - Industry Group

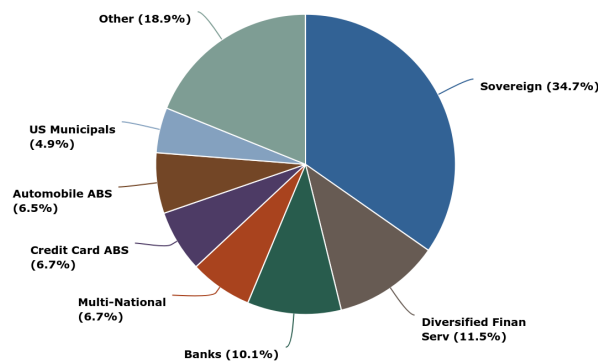


Chart calculated by: % of Base Market Value + Accrued

## Base Exposure - Industry Subgroup

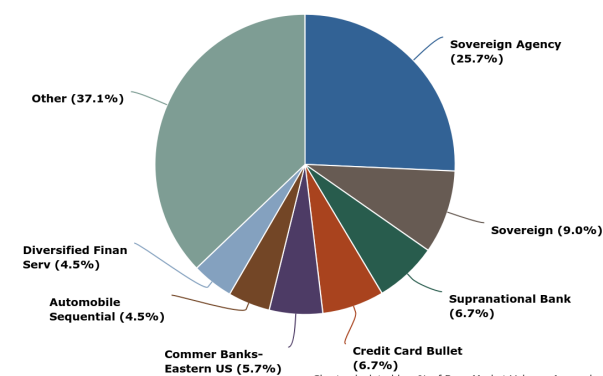


Chart calculated by: % of Base Market Value + Accrued

## MMF Asset Allocation

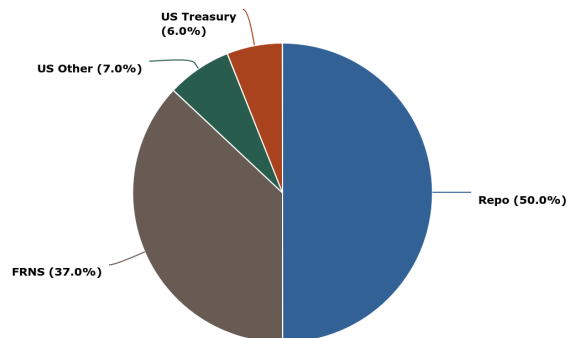


Chart calculated by: Base Market Value

## Currency

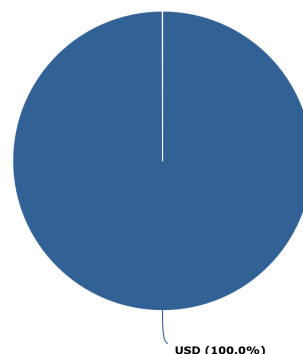


Chart calculated by: Base Market Value + Accrued

## Country

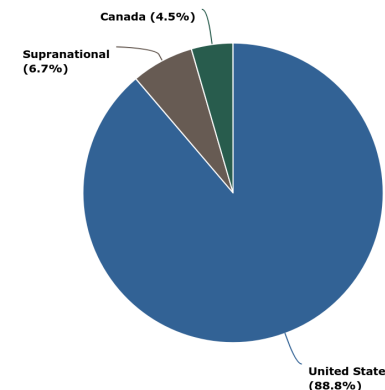


Chart calculated by: Base Market Value + Accrued

The information contained in this report represents estimated trade date investment calculations. Certain calculations may not be available for all time periods. Please refer to your custody statement for official portfolio holdings and transactions. Note that certain accounting methods may cause differences between this investment report and your custody statement.

# Risk Summary

Base Currency: USD

01 April 2019 to 30 June 2019

WC-Contra Costa County

Account: XXX235

Primary Benchmark: ICE BofAML US 6-Month Treasury Bill Index

Investment Strategy: Short Duration Fixed Income

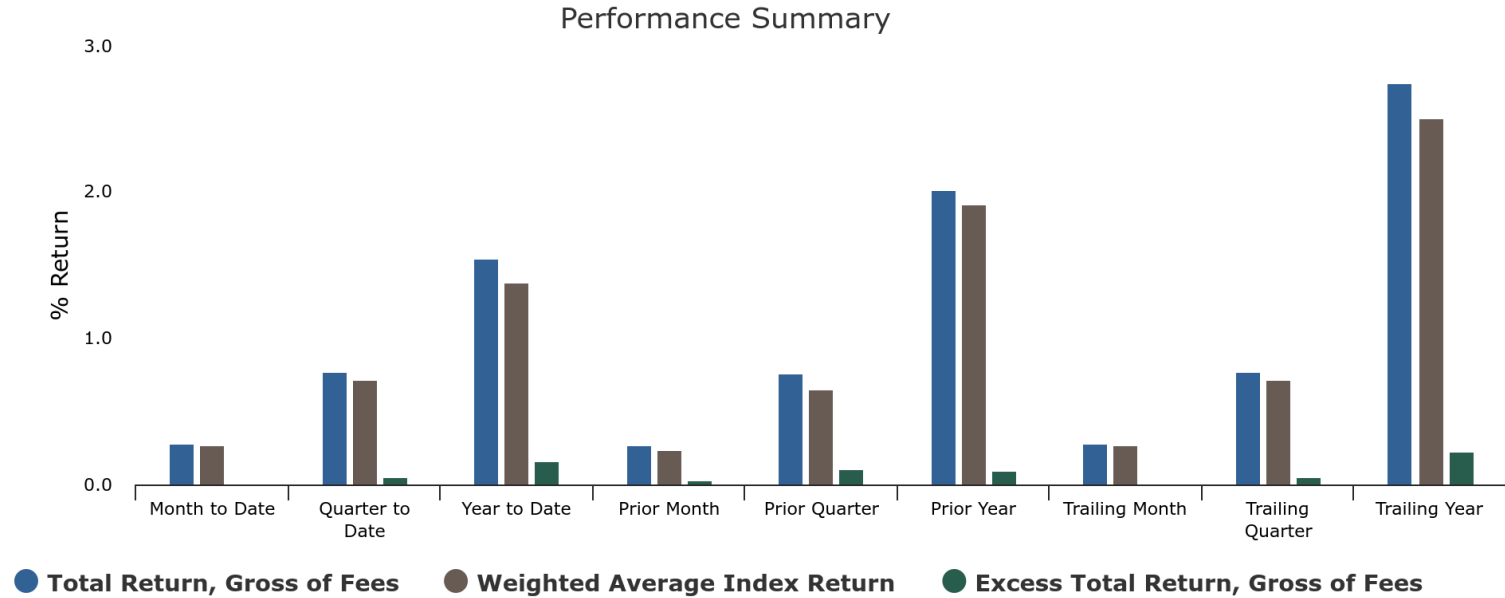
1: \* Grouped by: Issuer Concentration.    2: \* Groups Sorted by: % of Base Market Value + Accrued.

The information contained in this report represents estimated trade date investment calculations. Certain calculations may not be available for all time periods. Please refer to your custody statement for official portfolio holdings and transactions. Note that certain accounting methods may cause differences between this investment report and your custody statement.

# Performance Summary Gross of Fees

Base Currency: USD  
01 April 2019 to 30 June 2019

WC-Contra Costa County  
Account: XXX235  
Primary Benchmark: ICE BofAML US 6-Month Treasury Bill Index  
Investment Strategy: Short Duration Fixed Income



Period	Period Begin	Period End	Total Return, Gross of Fees	Weighted Average Index Return	Excess Total Return, Gross of Fees
Month to Date	06/01/2019	06/30/2019	0.28%	0.27%	0.01%
Quarter to Date	04/01/2019	06/30/2019	0.78%	0.72%	0.05%
Year to Date	01/01/2019	06/30/2019	1.55%	1.38%	0.17%
Prior Month	05/01/2019	05/31/2019	0.27%	0.24%	0.03%
Prior Quarter	01/01/2019	03/31/2019	0.76%	0.65%	0.11%
Prior Year	01/01/2018	12/31/2018	2.02%	1.92%	0.10%
Trailing Month	06/01/2019	06/30/2019	0.28%	0.27%	0.01%
Trailing Quarter	04/01/2019	06/30/2019	0.78%	0.72%	0.05%
Trailing Year	07/01/2018	06/30/2019	2.74%	2.51%	0.23%

Account	Index	Index Start Date	Index End Date
WC-Contra Costa County	ML 6 Month T-Bill	01/01/1980	11/30/2004
WC-Contra Costa County	ICE BofAML US 6-Month Treasury Bill Index	12/01/2004	---

The information contained in this report represents estimated trade date investment calculations. Certain calculations may not be available for all time periods. Please refer to your custody statement for official portfolio holdings and transactions. Note that certain accounting methods may cause differences between this investment report and your custody statement.

# Performance Summary Gross of Fees

Base Currency: USD

01 April 2019 to 30 June 2019

WC-Contra Costa County

Account: XXX235

Primary Benchmark: ICE BofAML US 6-Month Treasury Bill Index

Investment Strategy: Short Duration Fixed Income

Gross of Fees (includes trading).

Returns are actual and have not been annualized.

No Tax Adjustment.

Note that data will not exist prior to the performance inception date of: 04/01/2001.

Historical data exists for the options shown below, only available on historical data boundaries:

Begin Date, End Date	Return Type, Fee Options	Tax Options
04/01/2001 01/31/2011	Total Return Gross of Fees, Net of Fees	Gross Down Method, Gross Up Method, No Tax Adjustment
04/01/2001 01/31/2011	Income Return Gross of Fees	No Tax Adjustment
04/01/2001 01/31/2011	Price Return Gross of Fees	No Tax Adjustment
01/01/2008 01/31/2011	Book Return Gross of Fees, Net of Fees	Gross Down Method, Gross Up Method, No Tax Adjustment

Reported Index Return is always Total Return.

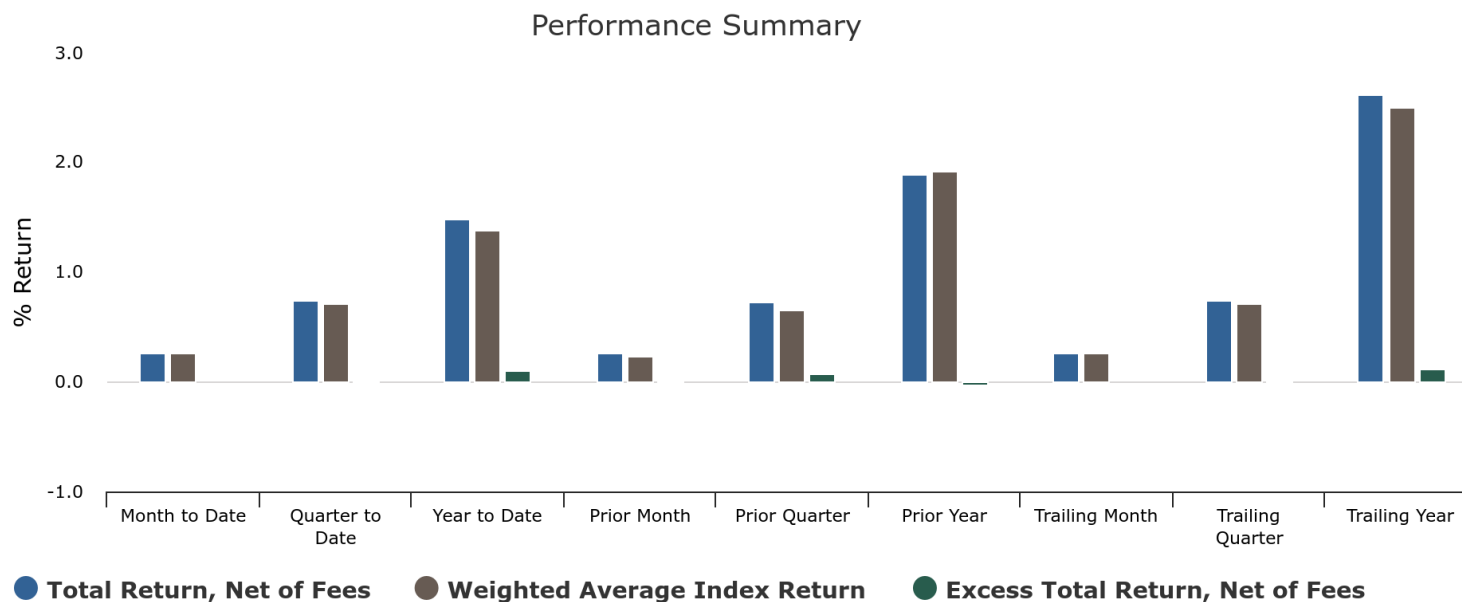
The information contained in this report represents estimated trade date investment calculations. Certain calculations may not be available for all time periods. Please refer to your custody statement for official portfolio holdings and transactions. Note that certain accounting methods may cause differences between this investment report and your custody statement.



# Performance Summary Net of Fees

Base Currency: USD  
01 April 2019 to 30 June 2019

WC-Contra Costa County  
Account: XXX235  
Primary Benchmark: ICE BofAML US 6-Month Treasury Bill Index  
Investment Strategy: Short Duration Fixed Income



Period	Period Begin	Period End	Total Return, Net of Fees	Weighted Average Index Return	Excess Total Return, Net of Fees
Month to Date	06/01/2019	06/30/2019	0.27%	0.27%	0.00%
Quarter to Date	04/01/2019	06/30/2019	0.75%	0.72%	0.02%
Year to Date	01/01/2019	06/30/2019	1.49%	1.38%	0.11%
Prior Month	05/01/2019	05/31/2019	0.26%	0.24%	0.02%
Prior Quarter	01/01/2019	03/31/2019	0.73%	0.65%	0.08%
Prior Year	01/01/2018	12/31/2018	1.90%	1.92%	-0.02%
Trailing Month	06/01/2019	06/30/2019	0.27%	0.27%	0.00%
Trailing Quarter	04/01/2019	06/30/2019	0.75%	0.72%	0.02%
Trailing Year	07/01/2018	06/30/2019	2.62%	2.51%	0.11%

Account	Index	Index Start Date	Index End Date
WC-Contra Costa County	ML 6 Month T-Bill	01/01/1980	11/30/2004
WC-Contra Costa County	ICE BofAML US 6-Month Treasury Bill Index	12/01/2004	---

The information contained in this report represents estimated trade date investment calculations. Certain calculations may not be available for all time periods. Please refer to your custody statement for official portfolio holdings and transactions. Note that certain accounting methods may cause differences between this investment report and your custody statement.

# Performance Summary Net of Fees

Base Currency: USD

01 April 2019 to 30 June 2019

WC-Contra Costa County

Account: XXX235

Primary Benchmark: ICE BofAML US 6-Month Treasury Bill Index

Investment Strategy: Short Duration Fixed Income

Net of Fees (includes management and trading).

Returns are actual and have not been annualized.

No Tax Adjustment.

Note that data will not exist prior to the performance inception date of: 04/01/2001.

Historical data exists for the options shown below, only available on historical data boundaries:

Begin Date, End Date	Return Type, Fee Options	Tax Options
04/01/2001 01/31/2011	Total Return Gross of Fees, Net of Fees	Gross Down Method, Gross Up Method, No Tax Adjustment
04/01/2001 01/31/2011	Income Return Gross of Fees	No Tax Adjustment
04/01/2001 01/31/2011	Price Return Gross of Fees	No Tax Adjustment
01/01/2008 01/31/2011	Book Return Gross of Fees, Net of Fees	Gross Down Method, Gross Up Method, No Tax Adjustment

Reported Index Return is always Total Return.

The information contained in this report represents estimated trade date investment calculations. Certain calculations may not be available for all time periods. Please refer to your custody statement for official portfolio holdings and transactions. Note that certain accounting methods may cause differences between this investment report and your custody statement.

# GAAP Financials

Base Currency: USD

01 April 2019 to 30 June 2019

WC-Contra Costa County

Account: XXX235

Primary Benchmark: ICE BofAML US 6-Month Treasury Bill Index

Investment Strategy: Short Duration Fixed Income

Balance Sheet		WC-Contra Costa County	
	As of:	03/31/2019	06/30/2019
Book Value		44,400,083.52	44,391,290.20
Accrued Balance		156,868.94	145,499.67
Book Value + Accrued		44,556,952.46	44,536,789.87
Net Unrealized Gain/Loss		18,330.06	78,326.41
Market Value + Accrued		44,575,282.52	44,615,116.28

Income Statement		WC-Contra Costa County	
		Begin Date End Date	04/01/2019 06/30/2019
Net Amortization/Accretion Income			94,481.68
Interest Income	190,395.61		
Dividend Income	0.00		
Foreign Tax Withheld Expense	0.00		
Misc Income	0.00		
Allowance Expense	0.00		
Income Subtotal			190,395.61
Net Realized Gain/Loss	-0.01		
Net Holding Gain/Loss	0.00		
Impairment Loss	0.00		
Net Gain/Loss			-0.01
Expense	-12,981.75		
Net Income			271,895.53
Transfers In/Out			-292,058.12
Change in Unrealized Gain/Loss			59,996.35

The information contained in this report represents estimated trade date investment calculations. Certain calculations may not be available for all time periods. Please refer to your custody statement for official portfolio holdings and transactions. Note that certain accounting methods may cause differences between this investment report and your custody statement.

# GAAP Financials

Base Currency: USD

01 April 2019 to 30 June 2019

WC-Contra Costa County

Account: XXX235

Primary Benchmark: ICE BofAML US 6-Month Treasury Bill Index

Investment Strategy: Short Duration Fixed Income

## Statement of Cash Flows

	WC-Contra Costa County	
	Begin Date	04/01/2019
	End Date	06/30/2019
Net Income		271,895.53
Amortization/Accretion on MS	-87,837.70	
Change in Accrued on MS	38,185.87	
Net Gain/Loss on MS	0.01	
Change in Unrealized G/L on CE	144.68	
Subtotal		-49,507.15
Purchase of MS	-12,280,096.48	
Purchased Accrued of MS	-26,816.60	
Sales of MS	2,064,579.63	
Sold Accrued of MS	0.00	
Maturities of MS	10,390,000.00	
Net Purchases/Sales		147,666.55
Transfers of Cash & CE		-292,058.12
Total Change in Cash & CE		77,996.81
Beginning Cash & CE		1,927,236.81
Ending Cash & CE		2,005,233.62

The information contained in this report represents estimated trade date investment calculations. Certain calculations may not be available for all time periods. Please refer to your custody statement for official portfolio holdings and transactions. Note that certain accounting methods may cause differences between this investment report and your custody statement.

# Income Detail

Base Currency: USD

01 April 2019 to 30 June 2019

WC-Contra Costa County

Account: XXX235

Primary Benchmark: ICE BofAML US 6-Month Treasury Bill Index

Investment Strategy: Short Duration Fixed Income

Identifier, Description	Ending Base	Current Units, Coupon	Effective Maturity, Final Maturity	Transfers In/Out, Settle Date	Interest/Dividend Income, Net Amortization/ Accretion Income	Net Realized Gain/ Loss	Base Expense, Base Net Income
010831DL6 ALAMEDA CNTY CALIF JT PWRS AUTH LEASE REV		0.00 2.48	06/01/2019 06/01/2019	0.00 04/24/2018	2,070.83 0.00	0.00	0.00 2,070.83
02665WCL3 AMERICAN HONDA FINANCE CORP	700,000.00	2.67	02/21/2020 02/21/2020	0.00 10/03/2018	4,843.79 -123.37	0.00	0.00 4,720.42
02587AAJ3 AMXCA 171 A	500,000.00	1.93	02/18/2020 02/18/2020	0.00 05/25/2018	2,412.51 1,070.89	0.00	0.00 3,483.40
037833DHO APPLE INC	500,000.00	1.80	11/13/2019 11/13/2019	0.00 11/30/2018	2,250.00 1,395.07	0.00	0.00 3,645.07
05522RCW6 BACCT 171 A	750,000.00	1.95	03/15/2020 03/16/2020	0.00 02/27/2019	3,656.25 1,350.41	0.00	0.00 5,006.66
06051GFE4 BANK OF AMERICA CORP		0.00 3.67	04/01/2019 04/01/2019	0.00 12/26/2018	0.00 0.00	0.00	0.00 0.00
06050TML3 BANK OF AMERICA NA	500,000.00	2.87	05/24/2020 05/24/2021	0.00 05/24/2019	1,517.23 0.00	0.00	0.00 1,517.23
06406HCU1 BANK OF NEW YORK MELLON CORP		0.00 2.20	05/15/2019 05/15/2019	0.00 01/25/2018	672.22 -1.49	0.00	0.00 670.73
05531FAS2 BB&T CORP	250,000.00	2.45	12/15/2019 01/15/2020	0.00 11/15/2018	1,531.25 407.47	0.00	0.00 1,938.72
084670BL1 BERKSHIRE HATHAWAY INC	700,000.00	2.10	08/14/2019 08/14/2019	0.00 05/22/2018	3,675.00 747.66	0.00	0.00 4,422.66
09247XAE1 BLACKROCK INC	700,000.00	5.00	12/10/2019 12/10/2019	0.00 06/08/2018	8,750.00 -3,711.97	0.00	0.00 5,038.03
055657AC4 BMWLT 171 A3	98,091.05	1.98	08/05/2019 05/20/2020	0.00 06/08/2018	300.95 125.13	0.00	0.00 426.08
055657AC4 BMWLT 171 A3		0.00 1.98	08/05/2019 05/20/2020	0.00 06/08/2018	610.59 308.28	0.00	0.00 918.87
05584PAB3 BMWLT 172 A2A		0.00 1.80	06/20/2019 02/20/2020	0.00 10/25/2017	193.79 0.65	0.01	0.00 194.44
07330NAL9 BRANCH BANKING AND TRUST CO		0.00 1.45	05/10/2019 05/10/2019	0.00 06/29/2018	706.88 577.76	0.00	0.00 1,284.63
CCYUSD Cash		1.28 0.00	06/30/2019 06/30/2019	-292,058.12 ---	0.00 0.00	0.00	-12,981.75 -12,981.75
14912L6R7 CATERPILLAR FINANCIAL SERVICES CORP		0.00 1.35	05/18/2019 05/18/2019	0.00 04/17/2018	1,233.75 1,070.08	0.00	0.00 2,303.83
14913Q2J7 CATERPILLAR FINANCIAL SERVICES CORP	500,000.00	2.95	05/15/2020 05/15/2020	0.00 05/29/2019	1,311.11 -172.69	0.00	0.00 1,138.42
17305EFS9 CCCIT 14A6 A6	400,000.00	2.15	07/15/2019 07/15/2019	0.00 05/23/2018	2,150.00 530.65	0.00	0.00 2,680.65
17305EFW0 CCCIT 16A1 A1	450,000.00	1.75	11/19/2019 11/19/2019	0.00 04/26/2018	1,968.75 1,104.63	0.00	0.00 3,073.38
161571FK5 CHAIT 124 A	475,000.00	1.58	08/15/2019 08/15/2019	0.00 04/19/2018	1,876.26 1,265.48	0.00	0.00 3,141.74
161571HC1 CHAIT 162 A		0.00 1.37	06/17/2019 06/17/2019	0.00 01/26/2018	844.83 505.45	0.00	0.00 1,350.29

The information contained in this report represents estimated trade date investment calculations. Certain calculations may not be available for all time periods. Please refer to your custody statement for official portfolio holdings and transactions. Note that certain accounting methods may cause differences between this investment report and your custody statement.

# Income Detail

Base Currency: USD

01 April 2019 to 30 June 2019

WC-Contra Costa County

Account: XXX235

Primary Benchmark: ICE BofAML US 6-Month Treasury Bill Index

Investment Strategy: Short Duration Fixed Income

Identifier, Description	Ending Base Current Units, Coupon	Effective Maturity, Final Maturity	Transfers In/Out, Settle Date	Interest/Dividend Income, Net Amortization/ Accretion Income	Net Realized Gain/ Loss	Base Expense, Base Net Income
166764AR1 CHEVRON CORP	200,000.00 1.96	03/03/2020 03/03/2020	0.00 11/05/2018	980.50 505.76	0.00	0.00 1,486.26
17325FAN8 CITIBANK NA	700,000.00 3.05	04/01/2020 05/01/2020	0.00 03/22/2019	3,499.03 -284.48	0.00	0.00 3,214.55
17325FAN8 CITIBANK NA	0.00 3.05	04/01/2020 05/01/2020	0.00 03/22/2019	1,838.47 -146.98	0.00	0.00 1,691.49
14041NFC0 COMET 161 A	0.00 2.92	04/15/2019 04/15/2019	0.00 09/20/2017	684.54 -83.18	0.00	0.00 601.36
14041NFE6 COMET 163 A	0.00 1.34	06/17/2019 06/17/2019	0.00 05/24/2018	688.62 697.83	0.00	0.00 1,386.45
14041NFF3 COMET 164 A	400,000.00 1.33	08/15/2019 08/15/2019	0.00 09/21/2018	1,329.99 1,387.20	0.00	0.00 2,717.19
14042WAB6 COPAR 191 A2	650,000.00 2.58	06/21/2020 04/15/2022	0.00 05/30/2019	1,444.08 2.69	0.00	0.00 1,446.77
22546QAC1 CREDIT SUISSE FIRST BOSTON NEW YORK BRANCH	650,000.00 5.30	08/13/2019 08/13/2019	0.00 10/05/2018	8,612.50 -3,935.75	0.00	0.00 4,676.75
313312EK2 FEDERAL FARM CREDIT BANKS	0.00 0.00	04/16/2019 04/16/2019	0.00 04/16/2018	0.00 895.83	0.00	0.00 895.83
313312LV0 FEDERAL FARM CREDIT BANKS	1,000,000.00 0.00	09/17/2019 09/17/2019	0.00 09/25/2018	0.00 6,496.39	0.00	0.00 6,496.39
313312NG1 FEDERAL FARM CREDIT BANKS	500,000.00 0.00	10/22/2019 10/22/2019	0.00 10/23/2018	0.00 3,324.03	0.00	0.00 3,324.03
313312NS5 FEDERAL FARM CREDIT BANKS	1,000,000.00 0.00	11/01/2019 11/01/2019	0.00 11/13/2018	0.00 6,774.44	0.00	0.00 6,774.44
313312QL7 FEDERAL FARM CREDIT BANKS	1,000,000.00 0.00	12/13/2019 12/13/2019	0.00 12/14/2018	0.00 6,749.17	0.00	0.00 6,749.17
3133EFLA3 FEDERAL FARM CREDIT BANKS FUNDING CORP	500,000.00 1.24	10/22/2019 10/22/2019	0.00 10/18/2018	1,550.00 1,817.53	0.00	0.00 3,367.53
3130ABF92 FEDERAL HOME LOAN BANKS	0.00 1.38	05/28/2019 05/28/2019	0.00 04/16/2018	2,177.08 1,302.46	0.00	0.00 3,479.54
3130ACLX0 FEDERAL HOME LOAN BANKS	500,000.00 1.63	10/30/2019 10/30/2019	0.00 09/27/2018	2,031.25 1,329.10	0.00	0.00 3,360.35
313384FV6 FEDERAL HOME LOAN BANKS	0.00 0.00	05/20/2019 05/20/2019	0.00 11/20/2018	0.00 3,334.72	0.00	0.00 3,334.72
313384LA5 FEDERAL HOME LOAN BANKS	1,000,000.00 0.00	08/29/2019 08/29/2019	0.00 12/06/2018	0.00 6,622.78	0.00	0.00 6,622.78
313384FR5 FEDERAL HOME LOAN BANKS	0.00 0.00	05/16/2019 05/16/2019	0.00 01/17/2019	0.00 6,025.00	0.00	0.00 6,025.00
313384EC9 FEDERAL HOME LOAN BANKS	0.00 0.00	04/09/2019 04/09/2019	0.00 02/01/2019	0.00 533.33	0.00	0.00 533.33
313370US5 FEDERAL HOME LOAN BANKS	1,000,000.00 2.88	09/11/2020 09/11/2020	0.00 03/22/2019	7,187.50 -894.88	0.00	0.00 6,292.62
313384MB2 FEDERAL HOME LOAN BANKS	1,000,000.00 0.00	09/23/2019 09/23/2019	0.00 04/17/2019	0.00 4,989.58	0.00	0.00 4,989.58

The information contained in this report represents estimated trade date investment calculations. Certain calculations may not be available for all time periods. Please refer to your custody statement for official portfolio holdings and transactions. Note that certain accounting methods may cause differences between this investment report and your custody statement.

# Income Detail

Base Currency: USD

01 April 2019 to 30 June 2019

WC-Contra Costa County

Account: XXX235

Primary Benchmark: ICE BofAML US 6-Month Treasury Bill Index

Investment Strategy: Short Duration Fixed Income

Identifier, Description	Ending Base Current Units, Coupon	Effective Maturity, Final Maturity	Transfers In/Out, Settle Date	Interest/Dividend Income, Net Amortization/ Accretion Income	Net Realized Gain/ Loss	Base Expense, Base Net Income
313384LN7 FEDERAL HOME LOAN BANKS	1,000,000.00 0.00	09/10/2019 09/10/2019	0.00 04/18/2019	0.00 4,933.34	0.00	0.00 4,933.34
313384KT5 FEDERAL HOME LOAN BANKS	1,000,000.00 0.00	08/22/2019 08/22/2019	0.00 05/31/2019	0.00 2,010.69	0.00	0.00 2,010.69
313384LX5 FEDERAL HOME LOAN BANKS	500,000.00 0.00	09/19/2019 09/19/2019	0.00 06/06/2019	0.00 798.61	0.00	0.00 798.61
3134G9Q75 FEDERAL HOME LOAN MORTGAGE CORP	500,000.00 1.25	07/26/2019 07/26/2019	0.00 05/07/2018	1,562.50 1,380.34	0.00	0.00 2,942.84
313396NJ8 FEDERAL HOME LOAN MORTGAGE CORP	1,000,000.00 0.00	10/24/2019 10/24/2019	0.00 05/23/2019	0.00 2,535.00	0.00	0.00 2,535.00
369550BA5 GENERAL DYNAMICS CORP	250,000.00 2.88	05/11/2020 05/11/2020	0.00 09/14/2018	978.30 31.41	0.00	0.00 1,009.70
369550BA5 GENERAL DYNAMICS CORP	0.00 2.88	05/11/2020 05/11/2020	0.00 09/14/2018	818.58 25.75	0.00	0.00 844.33
369550BA5 GENERAL DYNAMICS CORP	500,000.00 2.88	05/11/2020 05/11/2020	0.00 03/21/2019	1,956.60 -146.28	0.00	0.00 1,810.31
369550BA5 GENERAL DYNAMICS CORP	0.00 2.88	05/11/2020 05/11/2020	0.00 03/21/2019	1,637.15 -119.95	0.00	0.00 1,517.20
438124AC3 HAROT 163 A3	24,760.03 1.16	07/29/2019 05/18/2020	0.00 01/25/2018	48.82 28.37	0.00	0.00 77.18
438124AC3 HAROT 163 A3	0.00 1.16	07/29/2019 05/18/2020	0.00 01/25/2018	99.61 76.90	0.00	0.00 176.51
438124AC3 HAROT 163 A3	67,471.07 1.16	07/29/2019 05/18/2020	0.00 06/06/2019	71.61 105.85	0.00	0.00 177.46
43815HAB3 HAROT 183 A2	474,314.69 2.67	10/28/2019 12/21/2020	0.00 02/28/2019	3,839.63 -32.92	0.00	0.00 3,806.71
438516BP0 HONEYWELL INTERNATIONAL INC	500,000.00 2.62	10/30/2019 10/30/2019	0.00 03/14/2019	3,382.44 -90.41	0.00	0.00 3,292.03
40428HPN6 HSBC USA INC (NEW)	500,000.00 2.38	11/13/2019 11/13/2019	0.00 10/10/2018	2,968.75 783.42	0.00	0.00 3,752.17
4581X0CH9 INTER-AMERICAN DEVELOPMENT BANK	1,000,000.00 1.75	10/15/2019 10/15/2019	0.00 09/17/2018	4,375.00 2,294.68	0.00	0.00 6,669.68
459058FC2 INTERNATIONAL BANK FOR RECONSTRUCTION AND DEVELOPM	0.00 1.25	04/26/2019 04/26/2019	0.00 10/13/2017	434.03 114.29	0.00	0.00 548.31
459058FC2 INTERNATIONAL BANK FOR RECONSTRUCTION AND DEVELOPM	0.00 1.25	04/26/2019 04/26/2019	0.00 10/13/2017	0.00 0.00	0.00	0.00 0.00
459058FC2 INTERNATIONAL BANK FOR RECONSTRUCTION AND DEVELOPM	0.00 1.25	04/26/2019 04/26/2019	0.00 08/29/2018	260.42 253.13	0.00	0.00 513.54
45905UK60 INTERNATIONAL BANK FOR RECONSTRUCTION AND DEVELOPM	500,000.00 2.47	07/19/2019 07/19/2019	0.00 01/10/2019	3,177.56 71.84	0.00	0.00 3,249.40

The information contained in this report represents estimated trade date investment calculations. Certain calculations may not be available for all time periods. Please refer to your custody statement for official portfolio holdings and transactions. Note that certain accounting methods may cause differences between this investment report and your custody statement.

# Income Detail

Base Currency: USD

01 April 2019 to 30 June 2019

WC-Contra Costa County

Account: XXX235

Primary Benchmark: ICE BofAML US 6-Month Treasury Bill Index

Investment Strategy: Short Duration Fixed Income

Identifier, Description	Ending Base Current Units, Coupon	Effective Maturity, Final Maturity	Transfers In/Out, Settle Date	Interest/Dividend Income, Net Amortization/ Accretion Income	Net Realized Gain/ Loss	Base Expense, Base Net Income
459058FK4 INTERNATIONAL BANK FOR RECONSTRUCTION AND DEVELOPM	500,000.00 0.88	08/15/2019 08/15/2019	0.00 02/01/2019	1,093.75 2,179.33	0.00	0.00 3,273.08
45905UV43 INTERNATIONAL BANK FOR RECONSTRUCTION AND DEVELOPM	1,000,000.00 2.41	03/18/2020 03/18/2020	0.00 05/24/2019	2,586.63 -12.71	0.00	0.00 2,573.92
47788CAB8 JDOT 2018 A2	53,025.06 2.42	08/27/2019 10/15/2020	0.00 02/28/2018	443.19 1.01	0.00	0.00 444.20
24422ERR2 JOHN DEERE CAPITAL CORP	0.00 2.25	04/17/2019 04/17/2019	0.00 03/14/2018	700.00 69.05	0.00	0.00 769.05
24422ETZ2 JOHN DEERE CAPITAL CORP	700,000.00 2.35	01/08/2021 01/08/2021	0.00 04/22/2019	3,152.92 398.56	0.00	0.00 3,551.48
48125LRK0 JPMORGAN CHASE BANK NA	500,000.00 2.60	02/01/2020 02/01/2021	0.00 05/14/2019	1,699.83 61.81	0.00	0.00 1,761.64
48306BR31 Kaiser Foundation Hospitals	0.00 0.00	04/03/2019 04/03/2019	0.00 02/06/2019	0.00 111.11	0.00	0.00 111.11
48306BT54 Kaiser Foundation Hospitals	0.00 0.00	06/05/2019 06/05/2019	0.00 04/03/2019	0.00 3,528.00	0.00	0.00 3,528.00
48306BWB7 Kaiser Foundation Hospitals, Inc.	800,000.00 0.00	09/11/2019 09/11/2019	0.00 06/05/2019	0.00 1,398.22	0.00	0.00 1,398.22
53127UUF5 Liberty Street Funding LLC	750,000.00 0.00	07/15/2019 07/15/2019	0.00 06/24/2019	0.00 344.17	0.00	0.00 344.17
544351MK2 LOS ANGELES CALIF	750,000.00 4.00	09/01/2019 09/01/2019	0.00 07/12/2018	7,500.00 -2,643.05	0.00	0.00 4,856.95
57636QAA2 MASTERCARD INC	0.00 2.00	04/01/2019 04/01/2019	0.00 05/04/2018	0.00 0.00	0.00	0.00 0.00
58772RAB0 MBART 181 A2A	355,676.00 2.71	10/28/2019 04/15/2021	0.00 07/25/2018	2,876.33 4.58	0.00	0.00 2,880.91
65478GAD2 NAROT 17B A3	450,000.00 1.75	01/20/2020 10/15/2021	0.00 04/26/2018	1,968.75 712.19	0.00	0.00 2,680.94
65478GAD2 NAROT 17B A3	300,000.00 1.75	01/20/2020 10/15/2021	0.00 11/08/2018	1,312.50 516.52	0.00	0.00 1,829.02
637432MU6 NATIONAL RURAL UTILITIES COOP FINANCE CORP	700,000.00 2.35	05/15/2020 06/15/2020	0.00 04/12/2019	685.42 52.01	0.00	0.00 737.43
637432MU6 NATIONAL RURAL UTILITIES COOP FINANCE CORP	0.00 2.35	05/15/2020 06/15/2020	0.00 04/12/2019	2,924.44 225.38	0.00	0.00 3,149.83
63763QU13 National Securities Clearing Corporation	250,000.00 0.00	07/01/2019 07/01/2019	0.00 06/24/2019	0.00 116.67	0.00	0.00 116.67
67983UUR2 Old Line Funding, LLC	1,000,000.00 0.00	07/25/2019 07/25/2019	0.00 01/25/2019	0.00 6,850.28	0.00	0.00 6,850.28
69371RM78 PACCAR INC	700,000.00 2.50	08/14/2020 08/14/2020	0.00 03/29/2019	4,375.00 -25.28	0.00	0.00 4,349.72

The information contained in this report represents estimated trade date investment calculations. Certain calculations may not be available for all time periods. Please refer to your custody statement for official portfolio holdings and transactions. Note that certain accounting methods may cause differences between this investment report and your custody statement.



# Income Detail

Base Currency: USD

01 April 2019 to 30 June 2019

WC-Contra Costa County

Account: XXX235

Primary Benchmark: ICE BofAML US 6-Month Treasury Bill Index

Investment Strategy: Short Duration Fixed Income

Identifier, Description	Ending Base Current Units, Coupon	Effective Maturity, Final Maturity	Transfers In/Out, Settle Date	Interest/Dividend Income, Net Amortization/ Accretion Income	Net Realized Gain/ Loss	Base Expense, Base Net Income
69353RFD5 PNC BANK NA	680,000.00 2.88	04/19/2020 05/19/2020	0.00 02/06/2019	2,284.51 -120.63	0.00	0.00 2,163.88
69353RFD5 PNC BANK NA	0.00 2.88	04/19/2020 05/19/2020	0.00 02/06/2019	2,816.35 -140.74	0.00	0.00 2,675.62
CCYUSD Receivable	593.78 0.00	06/30/2019 06/30/2019	0.00 ---	0.00 0.00	0.00	0.00 0.00
78607QAT2 SACRAMENTO CALIF SUBN WTR DIST REV	500,000.00 2.71	11/01/2019 11/01/2019	0.00 05/30/2018	3,390.00 0.00	0.00	0.00 3,390.00
797669XS2 SAN FRANCISCO CALIF BAY AREA RAPID TRAN DIST SALES	750,000.00 2.01	07/01/2019 07/01/2019	0.00 12/28/2017	3,770.63 0.00	0.00	0.00 3,770.63
79766DKL2 SAN FRANCISCO CALIF CITY & CNTY ARPTS COMMN INTL A	0.00 1.72	05/01/2019 05/01/2019	0.00 10/31/2017	1,075.63 0.00	0.00	0.00 1,075.63
857477AS2 STATE STREET CORP	700,000.00 2.55	08/18/2020 08/18/2020	0.00 04/16/2019	3,718.75 83.60	0.00	0.00 3,802.35
798170AB2 SUCCESSOR AGENCY TO THE REDEVELOPMENT AGENCY OF TH	150,000.00 2.10	08/01/2019 08/01/2019	0.00 01/29/2018	786.75 74.09	0.00	0.00 860.84
89237WAD9 TAOT 16C A3	57,859.25 1.14	08/20/2019 08/17/2020	0.00 09/13/2017	236.16 99.60	-0.01	0.00 335.75
88602UVF4 Thunder Bay Funding, LLC	1,000,000.00 0.00	08/15/2019 08/15/2019	0.00 05/17/2019	0.00 3,100.00	0.00	0.00 3,100.00
9128282K5 UNITED STATES TREASURY	1,000,000.00 1.38	07/31/2019 07/31/2019	0.00 10/10/2017	3,456.49 312.86	0.00	0.00 3,769.35
912828U73 UNITED STATES TREASURY	1,000,000.00 1.38	12/15/2019 12/15/2019	0.00 11/28/2018	3,434.20 3,387.19	0.00	0.00 6,821.39
912828U32 UNITED STATES TREASURY	1,000,000.00 1.00	11/15/2019 11/15/2019	0.00 01/17/2019	2,492.64 3,848.95	0.00	0.00 6,341.59
912828XM7 UNITED STATES TREASURY	500,000.00 1.63	07/31/2020 07/31/2020	0.00 04/30/2019	1,391.58 621.33	0.00	0.00 2,012.91
9128286D7 UNITED STATES TREASURY	500,000.00 2.50	02/28/2021 02/28/2021	0.00 05/03/2019	2,004.08 -117.48	0.00	0.00 1,886.60
90331HNK5 US BANK NA	700,000.00 2.71	12/17/2019 01/17/2020	0.00 01/23/2018	4,858.20 0.00	0.00	0.00 4,858.20
92868LAB7 VALET 181 A2A	524,920.18 2.81	12/11/2019 07/20/2021	0.00 07/03/2018	4,287.15 1.35	0.00	0.00 4,288.50
92826CAB8 VISA INC	675,000.00 2.20	11/14/2020 12/14/2020	0.00 04/16/2019	3,093.75 496.97	0.00	0.00 3,590.72
92348XAB1 VZOT 18A A1B	800,000.00 2.62	04/26/2021 04/20/2023	0.00 10/10/2018	5,458.60 0.00	0.00	0.00 5,458.60
931142EF6 WALMART INC	700,000.00 2.38	06/23/2020 06/23/2020	0.00 06/27/2018	375.73 0.00	0.00	0.00 375.73
931142EF6 WALMART INC	0.00 2.38	06/23/2020 06/23/2020	0.00 06/27/2018	4,284.20 0.00	0.00	0.00 4,284.20

The information contained in this report represents estimated trade date investment calculations. Certain calculations may not be available for all time periods. Please refer to your custody statement for official portfolio holdings and transactions. Note that certain accounting methods may cause differences between this investment report and your custody statement.

# Income Detail

Base Currency: USD

01 April 2019 to 30 June 2019

WC-Contra Costa County

Account: XXX235

Primary Benchmark: ICE BofAML US 6-Month Treasury Bill Index

Investment Strategy: Short Duration Fixed Income

Identifier, Description	Ending Base Current Units, Coupon	Effective Maturity, Final Maturity	Transfers In/Out, Settle Date	Interest/Dividend Income, Net Amortization/ Accretion Income	Net Realized Gain/ Loss	Base Expense, Base Net Income
94975P405	8,739.10	06/30/2019	0.00	5,650.90	0.00	0.00
WELLS FRGO GOVERNMENT CL I MMF	2.30	06/30/2019	---	0.00		5,650.90
---	44,495,451.48	12/28/2019	-292,058.12	190,395.61	-0.01	-12,981.75
---	1.68	02/28/2020	---	94,481.68		271,895.53

\* Weighted by: Ending Base Market Value + Accrued.      \* Holdings Displayed by: Lot.

The information contained in this report represents estimated trade date investment calculations. Certain calculations may not be available for all time periods. Please refer to your custody statement for official portfolio holdings and transactions. Note that certain accounting methods may cause differences between this investment report and your custody statement.

# Balance Sheet Classification

Base Currency: USD

01 April 2019 to 30 June 2019

WC-Contra Costa County

Account: XXX235

Primary Benchmark: ICE BofAML US 6-Month Treasury Bill Index

Investment Strategy: Short Duration Fixed Income

## CE

Identifier, Description	Base Current Units, Market Price	Final Maturity, Coupon	Effective Maturity	Rating, Market Sector	Book Yield, Yield	Base Original Cost, Base Book Value, Base Net Total Unrealized Gain/Loss	Base Market Value, Base Accrued Balance, Base Market Value + Accrued
94975P405 WELLS FRGO GOVERNMENT CL I MMF	8,739.10 1.0000	06/30/2019 2.30	06/30/2019	AAA Cash	2.18 2.18	8,739.10 8,739.10 0.00	8,739.10 0.00 8,739.10
CCYUSD Cash	1.28 1.0000	06/30/2019 0.00	06/30/2019	AAA Cash	0.00 0.00	1.28 1.28 0.00	1.28 0.00 1.28
CCYUSD Receivable	593.78 1.0000	06/30/2019 0.00	06/30/2019	AAA Cash	0.00 0.00	593.78 593.78 0.00	593.78 0.00 593.78
313384KT5 FEDERAL HOME LOAN BANKS	1,000,000.00 99.6808	08/22/2019 0.00	08/22/2019	A-1+ Agency	2.36 2.10	994,616.53 996,627.22 180.78	996,808.00 0.00 996,808.00
63763QU13 National Securities Clearing Corporation	250,000.00 99.9804	07/01/2019 0.00	07/01/2019	A-1+ Financial	2.42 2.35	249,883.33 250,000.00 -48.98	249,951.02 0.00 249,951.02
53127UUF5 Liberty Street Funding LLC	750,000.00 99.8854	07/15/2019 0.00	07/15/2019	A-1+ Financial	2.38 2.43	748,967.50 749,311.67 -171.23	749,140.44 0.00 749,140.44
---	2,009,334.16	08/01/2019	08/01/2019	AAA	2.37	2,002,801.52	2,005,233.62
---	99.3352	0.01		---	2.25	2,005,273.05 -39.43	0.00 2,005,233.62

## ST

Identifier, Description	Base Current Units, Market Price	Final Maturity, Coupon	Effective Maturity	Rating, Market Sector	Book Yield, Yield	Base Original Cost, Base Book Value, Base Net Total Unrealized Gain/Loss	Base Market Value, Base Accrued Balance, Base Market Value + Accrued
22546QAC1 CREDIT SUISSE FIRST BOSTON NEW YORK BRANCH	650,000.00 100.3175	08/13/2019 5.30	08/13/2019	A+ Financial	2.82 2.97	663,494.00 651,859.75 204.00	652,063.75 13,205.83 665,269.58
09247XAE1 BLACKROCK INC	700,000.00 101.1947	12/10/2019 5.00	12/10/2019	AA- Financial	2.81 2.31	722,435.00 706,608.13 1,754.77	708,362.90 2,041.67 710,404.57
161571FK5 CHAIT 124 A	475,000.00 99.8971	08/15/2019 1.58	08/15/2019	AAA Asset Backed	2.68 2.38	468,283.20 474,374.21 137.11	474,511.32 333.56 474,844.88
637432MU6 NATIONAL RURAL UTILITIES COOP FINANCE CORP	700,000.00 100.0591	06/15/2020 2.35	05/15/2020	A+ Financial	2.53 2.28	698,509.00 698,786.40 1,627.30	700,413.70 731.11 701,144.81
17305EFS9 CCCIT 14A6 A6	400,000.00 99.9893	07/15/2019 2.15	07/15/2019	AAA Asset Backed	2.67 2.37	397,562.50 399,918.36 38.92	399,957.28 3,965.56 403,922.84

The information contained in this report represents estimated trade date investment calculations. Certain calculations may not be available for all time periods. Please refer to your custody statement for official portfolio holdings and transactions. Note that certain accounting methods may cause differences between this investment report and your custody statement.

# Balance Sheet Classification

Base Currency: USD

01 April 2019 to 30 June 2019

WC-Contra Costa County

Account: XXX235

Primary Benchmark: ICE BofAML US 6-Month Treasury Bill Index

Investment Strategy: Short Duration Fixed Income

Identifier, Description	Base Current Units, Market Price	Final Maturity, Coupon	Effective Maturity	Rating, Market Sector	Book Yield, Yield	Base Original Cost, Base Book Value, Base Net Total Unrealized Gain/Loss	Base Market Value, Base Accrued Balance, Base Market Value + Accrued
084670BL1 BERKSHIRE HATHAWAY INC	700,000.00 99.9644	08/14/2019 2.10	08/14/2019	AA Financial	2.54 2.36	696,311.00 699,638.49 112.31	699,750.80 5,594.17 705,344.97
40428HPN6 HSBC USA INC (NEW)	500,000.00 99.9725	11/13/2019 2.38	11/13/2019	AA- Financial	3.02 2.44	496,565.00 498,837.78 1,024.72	499,862.50 1,583.33 501,445.83
05531FAS2 BB&T CORP	250,000.00 100.0267	01/15/2020 2.45	12/15/2019	A+ Financial	3.12 2.38	248,092.50 249,113.42 953.33	250,066.75 2,824.31 252,891.06
166764AR1 CHEVRON CORP	200,000.00 99.7995	03/03/2020 1.96	03/03/2020	AA Industrial	3.00 2.26	197,310.00 198,632.77 966.23	199,599.00 1,285.54 200,884.54
3133EFLA3 FEDERAL FARM CREDIT BANKS FUNDING CORP	500,000.00 99.7686	10/22/2019 1.24	10/22/2019	AAA Agency	2.73 1.97	492,630.00 497,743.06 1,099.94	498,843.00 1,188.33 500,031.33
459058FK4 INTERNATIONAL BANK FOR RECONSTRUCTION AND DEVELOPM	500,000.00 99.8109	08/15/2019 0.88	08/15/2019	AAA Government	2.63 2.32	495,330.00 498,922.31 132.19	499,054.50 1,652.78 500,707.28
3134G9Q75 FEDERAL HOME LOAN MORTGAGE CORP	500,000.00 99.9305	07/26/2019 1.25	07/26/2019	AAA Agency	2.38 2.13	493,250.00 499,620.79 31.71	499,652.50 2,690.97 502,343.47
438124AC3 HAROT 163 A3	24,760.03 99.8885	05/18/2020 1.16	07/29/2019	AAA Asset Backed	1.78 2.52	24,603.34 24,746.83 -14.42	24,732.41 10.37 24,742.79
438124AC3 HAROT 163 A3	67,471.07 99.8885	05/18/2020 1.16	07/29/2019	AAA Asset Backed	2.35 2.52	67,365.65 67,401.75 -5.92	67,395.83 28.26 67,424.09
14041NFF3 COMET 164 A	400,000.00 99.8657	08/15/2019 1.33	08/15/2019	AAA Asset Backed	2.78 2.37	395,000.00 399,314.02 148.78	399,462.80 236.44 399,699.24
912828U32 UNITED STATES TREASURY	1,000,000.00 99.5781	11/15/2019 1.00	11/15/2019	AAA Government	2.57 2.12	987,226.56 994,205.43 1,575.57	995,781.00 1,277.17 997,058.17
17305EFW0 CCCIT 16A1 A1	450,000.00 99.7989	11/19/2019 1.75	11/19/2019	AAA Asset Backed	2.75 2.27	443,056.64 448,288.44 806.66	449,095.09 918.75 450,013.84
912828U73 UNITED STATES TREASURY	1,000,000.00 99.6836	12/15/2019 1.38	12/15/2019	AAA Government	2.76 2.06	985,781.25 993,783.95 3,052.05	996,836.00 601.09 997,437.09
02587AAJ3 AMXCA 171 A	500,000.00 99.7955	02/18/2020 1.93	02/18/2020	AAA Asset Backed	2.82 2.56	492,539.06 497,269.81 1,707.69	498,977.50 428.89 499,406.39
055657AC4 BMWLT 171 A3	98,091.05 99.9522	05/20/2020 1.98	08/05/2019	AAA Asset Backed	2.77 2.45	97,485.64 98,021.94 22.25	98,044.19 59.35 98,103.53

The information contained in this report represents estimated trade date investment calculations. Certain calculations may not be available for all time periods. Please refer to your custody statement for official portfolio holdings and transactions. Note that certain accounting methods may cause differences between this investment report and your custody statement.

# Balance Sheet Classification

Base Currency: USD

01 April 2019 to 30 June 2019

WC-Contra Costa County

Account: XXX235

Primary Benchmark: ICE BofAML US 6-Month Treasury Bill Index

Investment Strategy: Short Duration Fixed Income

Identifier, Description	Base Current Units, Market Price	Final Maturity, Coupon	Effective Maturity	Rating, Market Sector	Book Yield, Yield	Base Original Cost, Base Book Value, Base Net Total Unrealized Gain/Loss	Base Market Value, Base Accrued Balance, Base Market Value + Accrued
05522RCW6 BACCT 171 A	750,000.00 99.7980	03/16/2020 1.95	03/15/2020	AAA Asset Backed	2.70 2.25	744,316.41 746,156.53 2,328.17	748,484.70 650.00 749,134.70
69353RFD5 PNC BANK NA	680,000.00 100.3267	05/19/2020 2.88	04/19/2020	A+ Financial	2.77 2.03	681,258.00 680,841.54 1,380.02	682,221.56 2,284.51 684,506.07
9128282K5 UNITED STATES TREASURY	1,000,000.00 99.9274	07/31/2019 1.38	07/31/2019	AAA Government	1.50 2.16	997,734.38 999,896.86 -622.86	999,274.00 5,735.50 1,005,009.50
3130ACLX0 FEDERAL HOME LOAN BANKS	500,000.00 99.8075	10/30/2019 1.63	10/30/2019	AAA Agency	2.71 2.19	494,187.00 498,232.73 804.77	499,037.50 1,376.74 500,414.24
438516BPO HONEYWELL INTERNATIONAL INC	500,000.00 100.0156	10/30/2019 2.62	10/30/2019	A Industrial	2.60 2.29	500,228.50 500,120.21 -42.21	500,078.00 2,258.48 502,336.48
037833DHO APPLE INC	500,000.00 99.8608	11/13/2019 1.80	11/13/2019	AA+ Industrial	2.94 2.17	494,665.00 497,930.39 1,373.61	499,304.00 1,200.00 500,504.00
798170AB2 SUCCESSOR AGENCY TO THE REDEVELOPMENT AGENCY OF TH	150,000.00 100.0010	08/01/2019 2.10	08/01/2019	AA Municipal	2.30 2.10	149,553.00 149,974.76 26.74	150,001.50 1,311.25 151,312.75
797669XS2 SAN FRANCISCO CALIF BAY AREA RAPID TRAN DIST SALES	750,000.00 100.0000	07/01/2019 2.01	07/01/2019	AA+ Municipal	2.01 2.00	750,000.00 750,000.00 0.00	750,000.00 7,541.25 757,541.25
4581X0CH9 INTER-AMERICAN DEVELOPMENT BANK	1,000,000.00 99.8320	10/15/2019 1.75	10/15/2019	AAA Government	2.69 2.31	990,090.00 997,327.07 992.93	998,320.00 3,694.44 1,002,014.44
90331HNK5 US BANK NA	700,000.00 100.0658	01/17/2020 2.71	12/17/2019	AA- Financial	2.77 2.18	700,000.00 700,000.00 460.60	700,460.60 3,956.46 704,417.06
17325FAN8 CITIBANK NA	700,000.00 100.5413	05/01/2020 3.05	04/01/2020	AA- Financial	2.79 2.33	701,925.00 701,446.12 2,342.98	703,789.10 3,558.33 707,347.43
78607QAT2 SACRAMENTO CALIF SUBN WTR DIST REV	500,000.00 100.1020	11/01/2019 2.71	11/01/2019	AA+ Municipal	2.71 2.42	500,000.00 500,000.00 510.00	500,510.00 2,260.00 502,770.00
369550BA5 GENERAL DYNAMICS CORP	250,000.00 100.4959	05/11/2020 2.88	05/11/2020	A+ Industrial	2.97 2.29	249,620.00 249,802.15 1,437.60	251,239.75 998.26 252,238.01
369550BA5 GENERAL DYNAMICS CORP	500,000.00 100.4959	05/11/2020 2.88	05/11/2020	A+ Industrial	2.65 2.29	501,220.00 500,921.58 1,557.92	502,479.50 1,996.53 504,476.03
14913Q2J7 CATERPILLAR FINANCIAL SERVICES CORP	500,000.00 100.5560	05/15/2020 2.95	05/15/2020	A Industrial	2.56 2.31	501,842.00 501,669.31 1,110.69	502,780.00 1,884.72 504,664.72

The information contained in this report represents estimated trade date investment calculations. Certain calculations may not be available for all time periods. Please refer to your custody statement for official portfolio holdings and transactions. Note that certain accounting methods may cause differences between this investment report and your custody statement.

# Balance Sheet Classification

Base Currency: USD

01 April 2019 to 30 June 2019

WC-Contra Costa County

Account: XXX235

Primary Benchmark: ICE BofAML US 6-Month Treasury Bill Index

Investment Strategy: Short Duration Fixed Income

Identifier, Description	Base Current Units, Market Price	Final Maturity, Coupon	Effective Maturity	Rating, Market Sector	Book Yield, Yield	Base Original Cost, Base Book Value, Base Net Total Unrealized Gain/Loss	Base Market Value, Base Accrued Balance, Base Market Value + Accrued
45905UK60 INTERNATIONAL BANK FOR RECONSTRUCTION AND DEVELOPM	500,000.00 100.0004	07/19/2019 2.47	07/19/2019	AAA Government	2.54 2.45	499,850.00 499,985.79 16.21	500,002.00 2,368.52 502,370.52
931142EF6 WALMART INC	700,000.00 99.9930	06/23/2020 2.38	06/23/2020	AA Industrial	2.42 2.05	700,000.00 700,000.00 -49.00	699,951.00 324.37 700,275.37
544351MK2 LOS ANGELES CALIF	750,000.00 100.2660	09/01/2019 4.00	09/01/2019	AA Municipal	2.55 2.48	762,082.50 751,800.76 194.24	751,995.00 10,000.00 761,995.00
45905UV43 INTERNATIONAL BANK FOR RECONSTRUCTION AND DEVELOPM	1,000,000.00 99.9930	03/18/2020 2.41	03/18/2020	AAA Government	2.44 2.01	1,000,100.00 1,000,087.29 -157.29	999,930.00 870.91 1,000,800.91
02665WCL3 AMERICAN HONDA FINANCE CORP	700,000.00 100.0687	02/21/2020 2.67	02/21/2020	A Industrial	2.66 2.19	700,686.00 700,318.60 162.30	700,480.90 2,130.08 702,610.98
313312LV0 FEDERAL FARM CREDIT BANKS	1,000,000.00 99.5320	09/17/2019 0.00	09/17/2019	A-1+ Agency	2.62 2.09	974,514.17 994,431.67 888.33	995,320.00 0.00 995,320.00
313312NG1 FEDERAL FARM CREDIT BANKS	500,000.00 99.3314	10/22/2019 0.00	10/22/2019	A-1+ Agency	2.68 2.09	486,703.89 495,872.36 784.64	496,657.00 0.00 496,657.00
313312NS5 FEDERAL FARM CREDIT BANKS	1,000,000.00 99.2825	11/01/2019 0.00	11/01/2019	A-1+ Agency	2.73 2.12	973,721.11 990,843.33 1,981.67	992,825.00 0.00 992,825.00
313384LA5 FEDERAL HOME LOAN BANKS	1,000,000.00 99.6378	08/29/2019 0.00	08/29/2019	A-1+ Agency	2.66 2.11	980,641.11 995,706.11 671.89	996,378.00 0.00 996,378.00
313312QL7 FEDERAL FARM CREDIT BANKS	1,000,000.00 99.0512	12/13/2019 0.00	12/13/2019	A-1+ Agency	2.73 2.05	973,003.33 987,762.50 2,749.50	990,512.00 0.00 990,512.00
67983UUR2 Old Line Funding, LLC	1,000,000.00 99.8250	07/25/2019 0.00	07/25/2019	A-1+ Financial	2.73 2.34	986,374.72 998,193.33 56.17	998,249.50 0.00 998,249.50
313384MB2 FEDERAL HOME LOAN BANKS	1,000,000.00 99.4960	09/23/2019 0.00	09/23/2019	A-1+ Agency	2.42 2.10	989,422.08 994,411.66 548.34	994,960.00 0.00 994,960.00
313384LN7 FEDERAL HOME LOAN BANKS	1,000,000.00 99.5740	09/10/2019 0.00	09/10/2019	A-1+ Agency	2.43 2.08	990,333.33 995,266.67 473.33	995,740.00 0.00 995,740.00
88602UVF4 Thunder Bay Funding, LLC	1,000,000.00 99.6885	08/15/2019 0.00	08/15/2019	A-1+ Financial	2.50 2.39	993,800.00 996,900.00 -14.67	996,885.33 0.00 996,885.33
313396NJ8 FEDERAL HOME LOAN MORTGAGE CORP	1,000,000.00 99.3196	10/24/2019 0.00	10/24/2019	A-1+ Agency	2.37 2.09	989,990.00 992,525.00 671.00	993,196.00 0.00 993,196.00

The information contained in this report represents estimated trade date investment calculations. Certain calculations may not be available for all time periods. Please refer to your custody statement for official portfolio holdings and transactions. Note that certain accounting methods may cause differences between this investment report and your custody statement.

# Balance Sheet Classification

Base Currency: USD

01 April 2019 to 30 June 2019

WC-Contra Costa County

Account: XXX235

Primary Benchmark: ICE BofAML US 6-Month Treasury Bill Index

Investment Strategy: Short Duration Fixed Income

Identifier, Description	Base Current Units, Market Price	Final Maturity, Coupon	Effective Maturity	Rating, Market Sector	Book Yield, Yield	Base Original Cost, Base Book Value, Base Net Total Unrealized Gain/Loss	Base Market Value, Base Accrued Balance, Base Market Value + Accrued
313384LX5 FEDERAL HOME LOAN BANKS	500,000.00 99.5200	09/19/2019 0.00	09/19/2019	A-1+ Agency	2.32 2.09	496,645.83 497,444.44 155.56	497,600.00 0.00 497,600.00
48306BWB7 Kaiser Foundation Hospitals, Inc.	800,000.00 99.4625	09/11/2019 0.00	09/11/2019	A-1+ Industrial	2.44 2.67	794,729.78 796,128.00 -428.00	795,700.00 0.00 795,700.00
---	33,045,322.15	11/13/2019	11/09/2019	AA+	2.59	32,812,067.48	32,996,824.77
---	99.8555	1.55	---	---	2.23	32,959,084.40 37,740.36	97,057.84 33,093,882.60

## LT

Identifier, Description	Base Current Units, Market Price	Final Maturity, Coupon	Effective Maturity	Rating, Market Sector	Book Yield, Yield	Base Original Cost, Base Book Value, Base Net Total Unrealized Gain/Loss	Base Market Value, Base Accrued Balance, Base Market Value + Accrued
313370US5 FEDERAL HOME LOAN BANKS	1,000,000.00 101.1036	09/11/2020 2.88	09/11/2020	AAA Agency	2.51 1.94	1,005,300.42 1,004,307.21 6,728.79	1,011,036.00 8,784.72 1,019,820.72
912828XM7 UNITED STATES TREASURY	500,000.00 99.6680	07/31/2020 1.63	07/31/2020	AAA Government	2.37 1.93	495,410.16 496,031.49 2,308.51	498,340.00 3,389.16 501,729.16
69371RM78 PACCAR INC	700,000.00 100.4417	08/14/2020 2.50	08/14/2020	A+ Industrial	2.48 2.10	700,140.00 700,113.89 2,978.01	703,091.90 6,659.72 709,751.62
857477AS2 STATE STREET CORP	700,000.00 100.4444	08/18/2020 2.55	08/18/2020	AA- Financial	2.61 2.15	699,461.00 699,544.60 3,566.20	703,110.80 6,594.58 709,705.38
92826CAB8 VISA INC	675,000.00 100.1569	12/14/2020 2.20	11/14/2020	AA- Industrial	2.56 2.08	671,024.25 671,521.22 4,537.86	676,059.07 701.25 676,760.32
89237WAD9 TAOT 16C A3	57,859.25 99.8261	08/17/2020 1.14	08/20/2019	AAA Asset Backed	1.52 2.36	57,615.16 57,825.30 -66.67	57,758.62 29.32 57,787.94
65478GAD2 NAROT 17B A3	450,000.00 99.6935	10/15/2021 1.75	01/20/2020	AAA Asset Backed	3.22 2.31	442,212.89 445,586.00 3,034.70	448,620.71 350.00 448,970.71
65478GAD2 NAROT 17B A3	300,000.00 99.6935	10/15/2021 1.75	01/20/2020	AAA Asset Backed	3.35 2.31	295,464.84 296,798.71 2,281.76	299,080.47 233.33 299,313.80
24422ETZ2 JOHN DEERE CAPITAL CORP	700,000.00 100.2985	01/08/2021 2.35	01/08/2021	A Industrial	2.66 2.15	696,430.00 696,828.56 5,260.94	702,089.50 7,905.14 709,994.64
48125LRK0 JPMORGAN CHASE BANK NA	500,000.00 100.1099	02/01/2021 2.60	02/01/2020	AA Financial	2.70 2.39	499,190.00 499,251.81 1,297.69	500,549.50 5,425.00 505,974.50

The information contained in this report represents estimated trade date investment calculations. Certain calculations may not be available for all time periods. Please refer to your custody statement for official portfolio holdings and transactions. Note that certain accounting methods may cause differences between this investment report and your custody statement.



# Balance Sheet Classification

Base Currency: USD

01 April 2019 to 30 June 2019

WC-Contra Costa County

Account: XXX235

Primary Benchmark: ICE BofAML US 6-Month Treasury Bill Index

Investment Strategy: Short Duration Fixed Income

Identifier, Description	Base Current Units, Market Price	Final Maturity, Coupon	Effective Maturity	Rating, Market Sector	Book Yield, Yield	Base Original Cost, Base Book Value, Base Net Total Unrealized Gain/Loss	Base Market Value, Base Accrued Balance, Base Market Value + Accrued
47788CAB8 JDOT 2018 A2	53,025.06 99.9920	10/15/2020 2.42	08/27/2019	AAA Asset Backed	2.44 2.48	53,022.74 53,024.55 -3.73	53,020.82 57.03 53,077.85
92868LAB7 VALET 181 A2A	524,920.18 100.2454	07/20/2021 2.81	12/11/2019	AAA Asset Backed	2.83 2.27	524,915.87 524,917.96 1,290.26	526,208.23 450.70 526,658.93
58772RAB0 MBART 181 A2A	355,676.00 100.1047	04/15/2021 2.71	10/28/2019	AAA Asset Backed	2.73 2.40	355,664.01 355,670.50 377.82	356,048.32 428.39 356,476.71
43815HAB3 HAROT 183 A2	474,314.69 100.1250	12/21/2020 2.67	10/28/2019	AAA Asset Backed	2.66 2.30	474,370.27 474,352.60 554.83	474,907.44 351.78 475,259.22
92348XAB1 VZOT 18A A1B	800,000.00 99.9102	04/20/2023 2.62	04/26/2021	AAA Asset Backed	2.64 2.14	800,000.00 800,000.00 -718.08	799,281.92 641.15 799,923.07
9128286D7 UNITED STATES TREASURY	500,000.00 101.1133	02/28/2021 2.50	02/28/2021	AAA Government	2.35 1.82	501,328.13 501,210.65 4,355.85	505,566.50 4,177.99 509,744.49
06050TML3 BANK OF AMERICA NA	500,000.00 100.0673	05/24/2021 2.87	05/24/2020	AA Financial	2.88 2.13	500,000.00 500,000.00 336.50	500,336.50 1,517.23 501,853.73
14042WAB6 COPAR 191 A2	650,000.00 100.3772	04/15/2022 2.58	06/21/2020	AAA Asset Backed	2.60 2.20	649,945.01 649,947.70 2,504.23	652,451.93 745.33 653,197.26
---	9,440,795.17	04/20/2021	07/19/2020	AA+	2.65	9,421,494.75	9,467,558.22
---	100.2862	2.47	---	---	2.14	9,426,932.75 40,625.47	48,441.83 9,516,000.06

## Summary

Identifier, Description	Base Current Units, Market Price	Final Maturity, Coupon	Effective Maturity	Rating, Market Sector	Book Yield, Yield	Base Original Cost, Base Book Value, Base Net Total Unrealized Gain/Loss	Base Market Value, Base Accrued Balance, Base Market Value + Accrued
---	44,495,451.48	02/28/2020	12/28/2019	AA+	2.59	44,236,363.76	44,469,616.61
---	99.9240	1.68	---	---	2.22	44,391,290.20 78,326.41	145,499.67 44,615,116.28

\* Grouped by: BS Class 2. \* Groups Sorted by: BS Class 2. \* Weighted by: Base Market Value + Accrued, except Book Yield by Base Book Value + Accrued. \* Holdings  
Displayed by: Lot.

The information contained in this report represents estimated trade date investment calculations. Certain calculations may not be available for all time periods. Please refer to your custody statement for official portfolio holdings and transactions. Note that certain accounting methods may cause differences between this investment report and your custody statement.



# Trading Activity

Base Currency: USD

01 April 2019 to 30 June 2019

WC-Contra Costa County

Account: XXX235

Primary Benchmark: ICE BofAML US 6-Month Treasury Bill Index

Investment Strategy: Short Duration Fixed Income

\* Does not Lock Down.

## Buy

Trade Date, Settle Date	Identifier, Description	Broker/Dealer, Final Maturity, Coupon Rate	Base Original Units, Base Current Units, Price	Purchased Cost, Base Principal	Base Net Total Realized Gain, Base Accrued Interest	Base Commission, Base Amount
05/20/2019 05/24/2019	06050TML3 BANK OF AMERICA NA	Bank of America 05/24/2021 2.87	500,000.00 500,000.00 100.00	0.00 500,000.00	0.00 0.00	0.00 -500,000.00
05/21/2019 05/30/2019	14042WAB6 COPAR 191 A2	J.P. Morgan Securities Inc. (AU) 04/15/2022 2.58	650,000.00 650,000.00 99.99	0.00 649,945.01	0.00 0.00	0.00 -649,945.01
05/24/2019 05/29/2019	14913Q2J7 CATERPILLAR FINANCIAL SERVICES CORP	Stifel Nicolaus & Co. 05/15/2020 2.95	500,000.00 500,000.00 100.37	0.00 501,842.00	0.00 573.61	0.00 -502,415.61
04/17/2019 04/22/2019	24422ETZ2 JOHN DEERE CAPITAL CORP	Piper Jaffray Inc 01/08/2021 2.35	700,000.00 700,000.00 99.49	0.00 696,430.00	0.00 4,752.22	0.00 -701,182.22
05/31/2019 05/31/2019	313384KT5 FEDERAL HOME LOAN BANKS	APX Asset 08/22/2019 0.00	1,000,000.00 1,000,000.00 99.46	0.00 994,616.53	0.00 0.00	0.00 -994,616.53
04/18/2019 04/18/2019	313384LN7 FEDERAL HOME LOAN BANKS	APX Asset 09/10/2019 0.00	1,000,000.00 1,000,000.00 99.03	0.00 990,333.33	0.00 0.00	0.00 -990,333.33
06/06/2019 06/06/2019	313384LX5 FEDERAL HOME LOAN BANKS	APX Asset 09/19/2019 0.00	500,000.00 500,000.00 99.33	0.00 496,645.83	0.00 0.00	0.00 -496,645.83
04/17/2019 04/17/2019	313384MB2 FEDERAL HOME LOAN BANKS	APX Asset 09/23/2019 0.00	1,000,000.00 1,000,000.00 98.94	0.00 989,422.08	0.00 0.00	0.00 -989,422.08
05/23/2019 05/23/2019	313396NJ8 FEDERAL HOME LOAN MORTGAGE CORP	APX Asset 10/24/2019 0.00	1,000,000.00 1,000,000.00 99.00	0.00 989,990.00	0.00 0.00	0.00 -989,990.00
06/04/2019 06/06/2019	438124AC3 HAROT 163 A3	J.P. Morgan Securities Inc. (AU) 05/18/2020 1.16	1,090,000.00 112,111.08 99.84	0.00 111,935.91	0.00 65.02	0.00 -112,000.93
05/22/2019 05/24/2019	45905UV43 INTERNATIONAL BANK FOR RECONSTRUCTION AND DEVELOPM	CastleOak Securities LP 03/18/2020 2.47	1,000,000.00 1,000,000.00 100.01	0.00 1,000,100.00	0.00 274.51	0.00 -1,000,374.51
05/10/2019 05/14/2019	48125LRK0 JPMORGAN CHASE BANK NA	Stifel Nicolaus & Co. 02/01/2021 2.60	500,000.00 500,000.00 99.84	0.00 499,190.00	0.00 3,725.17	0.00 -502,915.17
04/03/2019 04/03/2019	48306BT54 Kaiser Foundation Hospitals	BARCLAYS CAPITAL INC. 06/05/2019 0.00	800,000.00 800,000.00 99.56	0.00 796,472.00	0.00 0.00	0.00 -796,472.00
06/05/2019 06/05/2019	48306BWB7 Kaiser Foundation Hospitals	J.P. Morgan Securities Inc. (AU) 09/11/2019 0.00	800,000.00 800,000.00 99.34	0.00 794,729.78	0.00 0.00	0.00 -794,729.78

The information contained in this report represents estimated trade date investment calculations. Certain calculations may not be available for all time periods. Please refer to your custody statement for official portfolio holdings and transactions. Note that certain accounting methods may cause differences between this investment report and your custody statement.

# Trading Activity

Base Currency: USD

01 April 2019 to 30 June 2019

WC-Contra Costa County

Account: XXX235

Primary Benchmark: ICE BofAML US 6-Month Treasury Bill Index

Investment Strategy: Short Duration Fixed Income

Trade Date, Settle Date	Identifier, Description	Broker/Dealer, Final Maturity, Coupon Rate	Base Original Units, Base Current Units, Price	Purchased Cost, Base Principal	Base Net Total Realized Gain, Base Accrued Interest	Base Commission, Base Amount
06/24/2019	53127UUF5	CITIGROUP GLOBAL MARKET	750,000.00	0.00	0.00	0.00
06/24/2019	Liberty Street Funding LLC	07/15/2019 0.00	750,000.00 99.86	748,967.50	0.00	-748,967.50
04/10/2019	637432MU6	RAMIREZ & CO INC	700,000.00	0.00	0.00	0.00
04/12/2019	NATIONAL RURAL UTILITIES COOP FINANCE CORP	06/15/2020 2.35	700,000.00 99.79	698,509.00	5,346.25	-703,855.25
06/24/2019	63763QU13	J.P. Morgan Securities Inc. (AU)	250,000.00	0.00	0.00	0.00
06/24/2019	National Securities Clearing Corporation	07/01/2019 0.00	250,000.00 99.95	249,883.33	0.00	-249,883.33
04/12/2019	857477AS2	RAMIREZ & CO INC	700,000.00	0.00	0.00	0.00
04/16/2019	STATE STREET CORP	08/18/2020 2.55	700,000.00 99.92	699,461.00	2,875.83	-702,336.83
05/16/2019	88602UVF4	BARCLAYS CAPITAL INC.	1,000,000.00	0.00	0.00	0.00
05/17/2019	Thunder Bay Funding, LLC	08/15/2019 0.00	1,000,000.00 99.38	993,800.00	0.00	-993,800.00
05/02/2019	9128286D7	BARCLAYS CAPITAL INC.	500,000.00	0.00	0.00	0.00
05/03/2019	UNITED STATES TREASURY	02/28/2021 2.50	500,000.00 100.27	501,328.13	2,173.91	-503,502.04
04/29/2019	912828XM7	Goldman Sachs & Co. (AU)	500,000.00	0.00	0.00	0.00
04/30/2019	UNITED STATES TREASURY	07/31/2020 1.63	500,000.00 99.08	495,410.16	1,997.58	-497,407.74
04/12/2019	92826CAB8	TORONTO DOMINION BK	675,000.00	0.00	0.00	0.00
04/16/2019	VISA INC	12/14/2020 2.20	675,000.00 99.41	671,024.25	5,032.50	-676,056.75
04/01/2019	94975P405	Direct	1,251,849.22	1,251,849.22	0.00	0.00
04/01/2019	WELLS FRGO GOVERNMENT CL I MMF	06/30/2019 2.40	1,251,849.22 1.00	1,251,849.22	0.00	-1,251,849.22
04/01/2019	94975P405	Direct	733.60	733.60	0.00	0.00
04/01/2019	WELLS FRGO GOVERNMENT CL I MMF	06/30/2019 2.40	733.60 1.00	733.60	0.00	-733.60
04/03/2019	94975P405	Direct	800,000.00	800,000.00	0.00	0.00
04/03/2019	WELLS FRGO GOVERNMENT CL I MMF	06/30/2019 2.40	800,000.00 1.00	800,000.00	0.00	-800,000.00
04/09/2019	94975P405	Direct	1,000,000.00	1,000,000.00	0.00	0.00
04/09/2019	WELLS FRGO GOVERNMENT CL I MMF	06/30/2019 2.40	1,000,000.00 1.00	1,000,000.00	0.00	-1,000,000.00
04/15/2019	94975P405	Direct	614,350.36	614,350.36	0.00	0.00
04/15/2019	WELLS FRGO GOVERNMENT CL I MMF	06/30/2019 2.40	614,350.36 1.00	614,350.36	0.00	-614,350.36
04/15/2019	94975P405	Direct	18,597.57	18,597.57	0.00	0.00
04/15/2019	WELLS FRGO GOVERNMENT CL I MMF	06/30/2019 2.40	18,597.57 1.00	18,597.57	0.00	-18,597.57
04/15/2019	94975P405	Direct	61,031.42	61,031.42	0.00	0.00
04/15/2019	WELLS FRGO GOVERNMENT CL I MMF	06/30/2019 2.40	61,031.42 1.00	61,031.42	0.00	-61,031.42
04/17/2019	94975P405	Direct	716,625.00	716,625.00	0.00	0.00
04/17/2019	WELLS FRGO GOVERNMENT CL I MMF	06/30/2019 2.40	716,625.00 1.00	716,625.00	0.00	-716,625.00

The information contained in this report represents estimated trade date investment calculations. Certain calculations may not be available for all time periods. Please refer to your custody statement for official portfolio holdings and transactions. Note that certain accounting methods may cause differences between this investment report and your custody statement.

# Trading Activity

Base Currency: USD

01 April 2019 to 30 June 2019

WC-Contra Costa County

Account: XXX235

Primary Benchmark: ICE BofAML US 6-Month Treasury Bill Index

Investment Strategy: Short Duration Fixed Income



Trade Date, Settle Date	Identifier, Description	Broker/Dealer, Final Maturity, Coupon Rate	Base Original Units, Base Current Units, Price	Purchased Cost, Base Principal	Base Net Total Realized Gain, Base Accrued Interest	Base Commission, Base Amount
04/17/2019	94975P405	Direct	5,072.27	5,072.27	0.00	0.00
04/17/2019	WELLS FRGO GOVERNMENT CL I MMF	06/30/2019 2.40	5,072.27 1.00	5,072.27	0.00	-5,072.27
04/18/2019	94975P405	Direct	18,676.27	18,676.27	0.00	0.00
04/18/2019	WELLS FRGO GOVERNMENT CL I MMF	06/30/2019 2.40	18,676.27 1.00	18,676.27	0.00	-18,676.27
04/22/2019	94975P405	Direct	32,312.27	32,312.27	0.00	0.00
04/22/2019	WELLS FRGO GOVERNMENT CL I MMF	06/30/2019 2.40	32,312.27 1.00	32,312.27	0.00	-32,312.27
04/22/2019	94975P405	Direct	54,003.89	54,003.89	0.00	0.00
04/22/2019	WELLS FRGO GOVERNMENT CL I MMF	06/30/2019 2.40	54,003.89 1.00	54,003.89	0.00	-54,003.89
04/23/2019	94975P405	Direct	65,336.86	65,336.86	0.00	0.00
04/23/2019	WELLS FRGO GOVERNMENT CL I MMF	06/30/2019 2.40	65,336.86 1.00	65,336.86	0.00	-65,336.86
04/24/2019	94975P405	Direct	3,340.00	3,340.00	0.00	0.00
04/24/2019	WELLS FRGO GOVERNMENT CL I MMF	06/30/2019 2.40	3,340.00 1.00	3,340.00	0.00	-3,340.00
04/26/2019	94975P405	Direct	800,000.00	800,000.00	0.00	0.00
04/26/2019	WELLS FRGO GOVERNMENT CL I MMF	06/30/2019 2.40	800,000.00 1.00	800,000.00	0.00	-800,000.00
04/26/2019	94975P405	Direct	5,000.00	5,000.00	0.00	0.00
04/26/2019	WELLS FRGO GOVERNMENT CL I MMF	06/30/2019 2.40	5,000.00 1.00	5,000.00	0.00	-5,000.00
05/01/2019	94975P405	Direct	776,206.94	776,206.94	0.00	0.00
05/01/2019	WELLS FRGO GOVERNMENT CL I MMF	06/30/2019 2.27	776,206.94 1.00	776,206.94	0.00	-776,206.94
05/10/2019	94975P405	Direct	453,262.50	453,262.50	0.00	0.00
05/10/2019	WELLS FRGO GOVERNMENT CL I MMF	06/30/2019 2.27	453,262.50 1.00	453,262.50	0.00	-453,262.50
05/13/2019	94975P405	Direct	5,937.50	5,937.50	0.00	0.00
05/13/2019	WELLS FRGO GOVERNMENT CL I MMF	06/30/2019 2.27	5,937.50 1.00	5,937.50	0.00	-5,937.50
05/13/2019	94975P405	Direct	15,281.25	15,281.25	0.00	0.00
05/13/2019	WELLS FRGO GOVERNMENT CL I MMF	06/30/2019 2.27	15,281.25 1.00	15,281.25	0.00	-15,281.25
05/15/2019	94975P405	Direct	17,531.36	17,531.36	0.00	0.00
05/15/2019	WELLS FRGO GOVERNMENT CL I MMF	06/30/2019 2.27	17,531.36 1.00	17,531.36	0.00	-17,531.36
05/15/2019	94975P405	Direct	310,105.19	310,105.19	0.00	0.00
05/15/2019	WELLS FRGO GOVERNMENT CL I MMF	06/30/2019 2.27	310,105.19 1.00	310,105.19	0.00	-310,105.19
05/15/2019	94975P405	Direct	18,283.48	18,283.48	0.00	0.00
05/15/2019	WELLS FRGO GOVERNMENT CL I MMF	06/30/2019 2.27	18,283.48 1.00	18,283.48	0.00	-18,283.48
05/16/2019	94975P405	Direct	2,000,000.00	2,000,000.00	0.00	0.00
05/16/2019	WELLS FRGO GOVERNMENT CL I MMF	06/30/2019 2.27	2,000,000.00 1.00	2,000,000.00	0.00	-2,000,000.00

The information contained in this report represents estimated trade date investment calculations. Certain calculations may not be available for all time periods. Please refer to your custody statement for official portfolio holdings and transactions. Note that certain accounting methods may cause differences between this investment report and your custody statement.

# Trading Activity

Base Currency: USD

01 April 2019 to 30 June 2019

WC-Contra Costa County

Account: XXX235

Primary Benchmark: ICE BofAML US 6-Month Treasury Bill Index

Investment Strategy: Short Duration Fixed Income

Trade Date, Settle Date	Identifier, Description	Broker/Dealer, Final Maturity, Coupon Rate	Base Original Units, Base Current Units, Price	Purchased Cost, Base Principal	Base Net Total Realized Gain, Base Accrued Interest	Base Commission, Base Amount
05/20/2019	94975P405	Direct	52.50	52.50	0.00	0.00
05/20/2019	WELLS FRGO GOVERNMENT CL I MMF	06/30/2019 2.27	52.50 1.00	52.50	0.00	-52.50
05/20/2019	94975P405	Direct	1,850,439.84	1,850,439.84	0.00	0.00
05/20/2019	WELLS FRGO GOVERNMENT CL I MMF	06/30/2019 2.27	1,850,439.84 1.00	1,850,439.84	0.00	-1,850,439.84
05/20/2019	94975P405	Direct	3,937.50	3,937.50	0.00	0.00
05/20/2019	WELLS FRGO GOVERNMENT CL I MMF	06/30/2019 2.27	3,937.50 1.00	3,937.50	0.00	-3,937.50
05/20/2019	94975P405	Direct	17,081.90	17,081.90	0.00	0.00
05/20/2019	WELLS FRGO GOVERNMENT CL I MMF	06/30/2019 2.27	17,081.90 1.00	17,081.90	0.00	-17,081.90
05/21/2019	94975P405	Direct	4,830.41	4,830.41	0.00	0.00
05/21/2019	WELLS FRGO GOVERNMENT CL I MMF	06/30/2019 2.27	4,830.41 1.00	4,830.41	0.00	-4,830.41
05/21/2019	94975P405	Direct	63,243.77	63,243.77	0.00	0.00
05/21/2019	WELLS FRGO GOVERNMENT CL I MMF	06/30/2019 2.27	63,243.77 1.00	63,243.77	0.00	-63,243.77
05/28/2019	94975P405	Direct	1,006,875.00	1,006,875.00	0.00	0.00
05/28/2019	WELLS FRGO GOVERNMENT CL I MMF	06/30/2019 2.27	1,006,875.00 1.00	1,006,875.00	0.00	-1,006,875.00
06/03/2019	94975P405	Direct	508,971.43	508,971.43	0.00	0.00
06/03/2019	WELLS FRGO GOVERNMENT CL I MMF	06/30/2019 2.30	508,971.43 1.00	508,971.43	0.00	-508,971.43
06/05/2019	94975P405	Direct	800,000.00	800,000.00	0.00	0.00
06/05/2019	WELLS FRGO GOVERNMENT CL I MMF	06/30/2019 2.30	800,000.00 1.00	800,000.00	0.00	-800,000.00
06/10/2019	94975P405	Direct	17,500.00	17,500.00	0.00	0.00
06/10/2019	WELLS FRGO GOVERNMENT CL I MMF	06/30/2019 2.30	17,500.00 1.00	17,500.00	0.00	-17,500.00
06/14/2019	94975P405	Direct	7,425.00	7,425.00	0.00	0.00
06/14/2019	WELLS FRGO GOVERNMENT CL I MMF	06/30/2019 2.30	7,425.00 1.00	7,425.00	0.00	-7,425.00
06/17/2019	94975P405	Direct	18,549.20	18,549.20	0.00	0.00
06/17/2019	WELLS FRGO GOVERNMENT CL I MMF	06/30/2019 2.30	18,549.20 1.00	18,549.20	0.00	-18,549.20
06/17/2019	94975P405	Direct	568,813.34	568,813.34	0.00	0.00
06/17/2019	WELLS FRGO GOVERNMENT CL I MMF	06/30/2019 2.30	568,813.34 1.00	568,813.34	0.00	-568,813.34
06/18/2019	94975P405	Direct	59,837.22	59,837.22	0.00	0.00
06/18/2019	WELLS FRGO GOVERNMENT CL I MMF	06/30/2019 2.30	59,837.22 1.00	59,837.22	0.00	-59,837.22
06/19/2019	94975P405	Direct	63,159.81	63,159.81	0.00	0.00
06/19/2019	WELLS FRGO GOVERNMENT CL I MMF	06/30/2019 2.30	63,159.81 1.00	63,159.81	0.00	-63,159.81
06/20/2019	94975P405	Direct	30.51	30.51	0.00	0.00
06/20/2019	WELLS FRGO GOVERNMENT CL I MMF	06/30/2019 2.30	30.51 1.00	30.51	0.00	-30.51

The information contained in this report represents estimated trade date investment calculations. Certain calculations may not be available for all time periods. Please refer to your custody statement for official portfolio holdings and transactions. Note that certain accounting methods may cause differences between this investment report and your custody statement.

# Trading Activity

Base Currency: USD

01 April 2019 to 30 June 2019

WC-Contra Costa County

Account: XXX235

Primary Benchmark: ICE BofAML US 6-Month Treasury Bill Index

Investment Strategy: Short Duration Fixed Income

Trade Date, Settle Date	Identifier, Description	Broker/Dealer, Final Maturity, Coupon Rate	Base Original Units, Base Current Units, Price	Purchased Cost, Base Principal	Base Net Total Realized Gain, Base Accrued Interest	Base Commission, Base Amount
06/20/2019	94975P405	Direct	71,535.44	71,535.44	0.00	0.00
06/20/2019	WELLS FRGO GOVERNMENT CL I MMF	06/30/2019 2.30	71,535.44 1.00	71,535.44	0.00	-71,535.44
06/20/2019	94975P405	Direct	52,436.08	52,436.08	0.00	0.00
06/20/2019	WELLS FRGO GOVERNMENT CL I MMF	06/30/2019 2.30	52,436.08 1.00	52,436.08	0.00	-52,436.08
06/21/2019	94975P405	Direct	60,045.12	60,045.12	0.00	0.00
06/21/2019	WELLS FRGO GOVERNMENT CL I MMF	06/30/2019 2.30	60,045.12 1.00	60,045.12	0.00	-60,045.12
06/24/2019	94975P405	Direct	4,725.35	4,725.35	0.00	0.00
06/24/2019	WELLS FRGO GOVERNMENT CL I MMF	06/30/2019 2.30	4,725.35 1.00	4,725.35	0.00	-4,725.35
---	---	---	30,338,026.37	14,223,026.37	0.00	0.00
---	---	11/14/2019 1.71	29,360,137.45 ---	29,293,062.21	26,816.60	-29,319,878.81

## Maturity

Trade Date, Settle Date	Identifier, Description	Broker/Dealer, Final Maturity, Coupon Rate	Base Original Units, Base Current Units, Price	Purchased Cost, Base Principal	Base Net Total Realized Gain, Base Accrued Interest	Base Commission, Base Amount
06/01/2019	010831DL6	Maturity	-500,000.00	0.00	0.00	0.00
06/01/2019	ALAMEDA CNTY CALIF JT PWRS AUTH LEASE REV	06/01/2019 2.48	-500,000.00 100.00	-500,000.00	0.00	500,000.00
04/01/2019	06051GFE4	Maturity	-740,000.00	0.00	0.00	0.00
04/01/2019	BANK OF AMERICA CORP	04/01/2019 3.67	-740,000.00 100.00	-740,000.00	0.00	740,000.00
05/15/2019	06406HCU1	Maturity	-250,000.00	0.00	0.00	0.00
05/15/2019	BANK OF NEW YORK MELLON CORP	05/15/2019 2.20	-250,000.00 100.00	-250,000.00	0.00	250,000.00
05/10/2019	07330NAL9	Maturity	-450,000.00	0.00	0.00	0.00
05/10/2019	BRANCH BANKING AND TRUST CO	05/10/2019 1.45	-450,000.00 100.00	-450,000.00	0.00	450,000.00
04/15/2019	14041NFC0	Maturity	-600,000.00	0.00	0.00	0.00
04/15/2019	COMET 161 A	04/15/2019 2.92	0.00 100.00	0.00	0.00	0.00
06/17/2019	14041NFE6	Maturity	-250,000.00	0.00	0.00	0.00
06/17/2019	COMET 163 A	06/17/2019 1.34	0.00 100.00	0.00	0.00	0.00
05/18/2019	14912L6R7	Maturity	-700,000.00	0.00	0.00	0.00
05/18/2019	CATERPILLAR FINANCIAL SERVICES CORP	05/18/2019 1.35	-700,000.00 100.00	-700,000.00	0.00	700,000.00
06/17/2019	161571HC1	Maturity	-300,000.00	0.00	0.00	0.00
06/17/2019	CHAIT 162 A	06/17/2019 1.37	0.00 100.00	0.00	0.00	0.00
04/17/2019	24422ERR2	Maturity	-700,000.00	0.00	0.00	0.00
04/17/2019	JOHN DEERE CAPITAL CORP	04/17/2019 2.25	-700,000.00 100.00	-700,000.00	0.00	700,000.00

The information contained in this report represents estimated trade date investment calculations. Certain calculations may not be available for all time periods. Please refer to your custody statement for official portfolio holdings and transactions. Note that certain accounting methods may cause differences between this investment report and your custody statement.

# Trading Activity

Base Currency: USD

01 April 2019 to 30 June 2019

WC-Contra Costa County

Account: XXX235

Primary Benchmark: ICE BofAML US 6-Month Treasury Bill Index

Investment Strategy: Short Duration Fixed Income

Trade Date, Settle Date	Identifier, Description	Broker/Dealer, Final Maturity, Coupon Rate	Base Original Units, Base Current Units, Price	Purchased Cost, Base Principal	Base Net Total Realized Gain, Base Accrued Interest	Base Commission, Base Amount
05/28/2019 05/28/2019	3130ABF92 FEDERAL HOME LOAN BANKS	Maturity 05/28/2019 1.38	-1,000,000.00 -1,000,000.00 100.00	0.00 -1,000,000.00	0.00 0.00	0.00 1,000,000.00
04/16/2019 04/16/2019	313312EK2 FEDERAL FARM CREDIT BANKS	Maturity 04/16/2019 0.00	-1,000,000.00 -1,000,000.00 100.00	0.00 -1,000,000.00	0.00 0.00	0.00 1,000,000.00
04/09/2019 04/09/2019	313384EC9 FEDERAL HOME LOAN BANKS	Maturity 04/09/2019 0.00	-1,000,000.00 -1,000,000.00 100.00	0.00 -1,000,000.00	0.00 0.00	0.00 1,000,000.00
05/16/2019 05/16/2019	313384FR5 FEDERAL HOME LOAN BANKS	Maturity 05/16/2019 0.00	-2,000,000.00 -2,000,000.00 100.00	0.00 -2,000,000.00	0.00 0.00	0.00 2,000,000.00
05/20/2019 05/20/2019	313384FV6 FEDERAL HOME LOAN BANKS	Maturity 05/20/2019 0.00	-1,000,000.00 -1,000,000.00 100.00	0.00 -1,000,000.00	0.00 0.00	0.00 1,000,000.00
04/26/2019 04/26/2019	459058FC2 INTERNATIONAL BANK FOR RECONSTRUCTION AND DEVELOPM	Maturity 04/26/2019 1.25	-300,000.00 -300,000.00 100.00	0.00 -300,000.00	0.00 0.00	0.00 300,000.00
04/26/2019 04/26/2019	459058FC2 INTERNATIONAL BANK FOR RECONSTRUCTION AND DEVELOPM	Maturity 04/26/2019 1.25	-500,000.00 -500,000.00 100.00	0.00 -500,000.00	0.00 0.00	0.00 500,000.00
04/03/2019 04/03/2019	48306BR31 Kaiser Foundation Hospitals	Maturity 04/03/2019 0.00	-800,000.00 -800,000.00 100.00	0.00 -800,000.00	0.00 0.00	0.00 800,000.00
06/05/2019 06/05/2019	48306BT54 Kaiser Foundation Hospitals	Maturity 06/05/2019 0.00	-800,000.00 -800,000.00 100.00	0.00 -800,000.00	0.00 0.00	0.00 800,000.00
04/01/2019 04/01/2019	57636QAA2 MASTERCARD INC	Maturity 04/01/2019 2.00	-500,000.00 -500,000.00 100.00	0.00 -500,000.00	0.00 0.00	0.00 500,000.00
05/01/2019 05/01/2019	79766DKL2 SAN FRANCISCO CALIF CITY & CNTY ARPTS COMMN INTL A	Maturity 05/01/2019 1.72	-750,000.00 -750,000.00 100.00	0.00 -750,000.00	0.00 0.00	0.00 750,000.00
---	---	Maturity	-14,140,000.00	0.00	0.00	0.00
---	---	05/03/2019 0.95	-12,990,000.00 100.00	-12,990,000.00	0.00	12,990,000.00

## Principal Paydown

Trade Date, Settle Date	Identifier, Description	Broker/Dealer, Final Maturity, Coupon Rate	Base Original Units, Base Current Units, Price	Purchased Cost, Base Principal	Base Net Total Realized Gain, Base Accrued Interest	Base Commission, Base Amount
04/20/2019 04/20/2019	055657AC4 BMWLT 171 A3	Direct 05/20/2020 1.98	0.00 -48,096.91 ---	0.00 -48,096.91	0.00 0.00	0.00 48,096.91
05/20/2019 05/20/2019	055657AC4 BMWLT 171 A3	Direct 05/20/2020 1.98	0.00 -53,346.89 ---	0.00 -53,346.89	0.00 0.00	0.00 53,346.89

The information contained in this report represents estimated trade date investment calculations. Certain calculations may not be available for all time periods. Please refer to your custody statement for official portfolio holdings and transactions. Note that certain accounting methods may cause differences between this investment report and your custody statement.

# Trading Activity

Base Currency: USD

01 April 2019 to 30 June 2019

WC-Contra Costa County

Account: XXX235

Primary Benchmark: ICE BofAML US 6-Month Treasury Bill Index

Investment Strategy: Short Duration Fixed Income

Trade Date, Settle Date	Identifier, Description	Broker/Dealer, Final Maturity, Coupon Rate	Base Original Units, Base Current Units, Price	Purchased Cost, Base Principal	Base Net Total Realized Gain, Base Accrued Interest	Base Commission, Base Amount
06/20/2019	055657AC4	Direct	0.00	0.00	0.00	0.00
06/20/2019	BMWLT 171 A3	05/20/2020 1.98	-53,385.51 ---	-53,385.51	0.00	53,385.51
04/20/2019	05584PAB3	Direct	0.00	0.00	0.00	0.00
04/20/2019	BMWLT 172 A2A	02/20/2020 1.80	-32,182.75 ---	-32,182.75	0.00	32,182.75
05/20/2019	05584PAB3	Direct	0.00	0.00	0.00	0.00
05/20/2019	BMWLT 172 A2A	02/20/2020 1.80	-33,827.14 ---	-33,827.14	0.00	33,827.14
06/20/2019	05584PAB3	Direct	0.00	0.00	0.01	0.00
06/20/2019	BMWLT 172 A2A	02/20/2020 1.80	-20,336.89 ---	-20,336.90	0.00	20,336.90
04/15/2019	14041NFC0	Direct	0.00	0.00	0.00	0.00
04/15/2019	COMET 161 A	04/15/2019 2.92	-600,000.00 ---	-600,000.00	0.00	600,000.00
06/15/2019	14041NFE6	Direct	0.00	0.00	0.00	0.00
06/15/2019	COMET 163 A	06/17/2019 1.34	-250,000.00 ---	-250,000.00	0.00	250,000.00
06/15/2019	161571HC1	Direct	0.00	0.00	0.00	0.00
06/15/2019	CHAIT 162 A	06/17/2019 1.37	-300,000.00 ---	-300,000.00	0.00	300,000.00
04/18/2019	438124AC3	Direct	0.00	0.00	0.00	0.00
04/18/2019	HAROT 163 A3	05/18/2020 1.16	-18,602.06 ---	-18,602.06	0.00	18,602.06
05/18/2019	438124AC3	Direct	0.00	0.00	0.01	0.00
05/18/2019	HAROT 163 A3	05/18/2020 1.16	-17,025.67 ---	-17,025.68	0.00	17,025.68
06/18/2019	438124AC3	Direct	0.00	0.00	-0.01	0.00
06/18/2019	HAROT 163 A3	05/18/2020 1.16	-61,021.67 ---	-61,021.66	0.00	61,021.66
04/21/2019	43815HAB3	Direct	0.00	0.00	0.00	0.00
04/21/2019	HAROT 183 A2	12/21/2020 2.67	-63,870.67 ---	-63,870.67	0.00	63,870.67
05/21/2019	43815HAB3	Direct	0.00	0.00	0.00	0.00
05/21/2019	HAROT 183 A2	12/21/2020 2.67	-61,919.69 ---	-61,919.69	0.00	61,919.69
06/21/2019	43815HAB3	Direct	0.00	0.00	0.00	0.00
06/21/2019	HAROT 183 A2	12/21/2020 2.67	-58,858.81 ---	-58,858.81	0.00	58,858.81
04/15/2019	47788CAB8	Direct	0.00	0.00	0.00	0.00
04/15/2019	JDOT 2018 A2	10/15/2020 2.42	-13,255.02 ---	-13,255.02	0.00	13,255.02
05/15/2019	47788CAB8	Direct	0.00	0.00	0.00	0.00
05/15/2019	JDOT 2018 A2	10/15/2020 2.42	-16,581.35 ---	-16,581.35	0.00	16,581.35
06/15/2019	47788CAB8	Direct	0.00	0.00	0.00	0.00
06/15/2019	JDOT 2018 A2	10/15/2020 2.42	-12,235.86 ---	-12,235.86	0.00	12,235.86

The information contained in this report represents estimated trade date investment calculations. Certain calculations may not be available for all time periods. Please refer to your custody statement for official portfolio holdings and transactions. Note that certain accounting methods may cause differences between this investment report and your custody statement.



# Trading Activity

Base Currency: USD

01 April 2019 to 30 June 2019

WC-Contra Costa County

Account: XXX235

Primary Benchmark: ICE BofAML US 6-Month Treasury Bill Index

Investment Strategy: Short Duration Fixed Income

Trade Date, Settle Date	Identifier, Description	Broker/Dealer, Final Maturity, Coupon Rate	Base Original Units, Base Current Units, Price	Purchased Cost, Base Principal	Base Net Total Realized Gain, Base Accrued Interest	Base Commission, Base Amount
04/15/2019 04/15/2019	58772RAB0 MBART 181 A2A	Direct 04/15/2021 2.71	0.00 -45,578.09 ---	0.00 -45,578.09	0.00 0.00	0.00 45,578.09
05/15/2019 05/15/2019	58772RAB0 MBART 181 A2A	Direct 04/15/2021 2.71	0.00 -48,068.24 ---	0.00 -48,068.24	0.00 0.00	0.00 48,068.24
06/15/2019 06/15/2019	58772RAB0 MBART 181 A2A	Direct 04/15/2021 2.71	0.00 -46,561.36 ---	0.00 -46,561.36	0.00 0.00	0.00 46,561.36
04/15/2019 04/15/2019	89237WAD9 TAOT 16C A3	Direct 08/17/2020 1.14	0.00 -18,213.80 ---	0.00 -18,213.80	0.00 0.00	0.00 18,213.80
05/15/2019 05/15/2019	89237WAD9 TAOT 16C A3	Direct 08/17/2020 1.14	0.00 -17,444.06 ---	0.00 -17,444.06	0.00 0.00	0.00 17,444.06
06/15/2019 06/15/2019	89237WAD9 TAOT 16C A3	Direct 08/17/2020 1.14	0.00 -16,592.80 ---	0.00 -16,592.80	0.00 0.00	0.00 16,592.80
04/20/2019 04/20/2019	92868LAB7 VALET 181 A2A	Direct 07/20/2021 2.81	0.00 -52,405.72 ---	0.00 -52,405.72	0.00 0.00	0.00 52,405.72
05/20/2019 05/20/2019	92868LAB7 VALET 181 A2A	Direct 07/20/2021 2.81	0.00 -54,081.40 ---	0.00 -54,081.40	0.00 0.00	0.00 54,081.40
06/20/2019 06/20/2019	92868LAB7 VALET 181 A2A	Direct 07/20/2021 2.81	0.00 -51,087.26 ---	0.00 -51,087.26	0.00 0.00	0.00 51,087.26
--- ---	--- ---	Direct 01/10/2020 2.20	0.00 -2,064,579.64 ---	0.00 -2,064,579.63	-0.01 0.00	0.00 2,064,579.63

## Sell

Trade Date, Settle Date	Identifier, Description	Broker/Dealer, Final Maturity, Coupon Rate	Base Original Units, Base Current Units, Price	Purchased Cost, Base Principal	Base Net Total Realized Gain, Base Accrued Interest	Base Commission, Base Amount
04/03/2019 04/03/2019	94975P405 WELLS FRGO GOVERNMENT CL I MMF	Direct 06/30/2019 2.40	-796,472.00 -796,472.00 1.00	-796,472.00 -796,472.00	0.00 0.00	0.00 796,472.00
04/12/2019 04/12/2019	94975P405 WELLS FRGO GOVERNMENT CL I MMF	Direct 06/30/2019 2.40	-703,855.25 -703,855.25 1.00	-703,855.25 -703,855.25	0.00 0.00	0.00 703,855.25
04/16/2019 04/16/2019	94975P405 WELLS FRGO GOVERNMENT CL I MMF	Direct 06/30/2019 2.40	-378,836.91 -378,836.91 1.00	-378,836.91 -378,836.91	0.00 0.00	0.00 378,836.91
04/17/2019 04/17/2019	94975P405 WELLS FRGO GOVERNMENT CL I MMF	Direct 06/30/2019 2.40	-8,750.00 -8,750.00 1.00	-8,750.00 -8,750.00	0.00 0.00	0.00 8,750.00

The information contained in this report represents estimated trade date investment calculations. Certain calculations may not be available for all time periods. Please refer to your custody statement for official portfolio holdings and transactions. Note that certain accounting methods may cause differences between this investment report and your custody statement.



# Trading Activity

Base Currency: USD

01 April 2019 to 30 June 2019

WC-Contra Costa County

Account: XXX235

Primary Benchmark: ICE BofAML US 6-Month Treasury Bill Index

Investment Strategy: Short Duration Fixed Income



Trade Date, Settle Date	Identifier, Description	Broker/Dealer, Final Maturity, Coupon Rate	Base Original Units, Base Current Units, Price	Purchased Cost, Base Principal	Base Net Total Realized Gain, Base Accrued Interest	Base Commission, Base Amount
04/17/2019 04/17/2019	94975P405 WELLS FRGO GOVERNMENT CL I MMF	Direct 06/30/2019 2.40	-989,422.08 -989,422.08 1.00	-989,422.08 -989,422.08	0.00 0.00	0.00 989,422.08
04/18/2019 04/18/2019	94975P405 WELLS FRGO GOVERNMENT CL I MMF	Direct 06/30/2019 2.40	-990,333.33 -990,333.33 1.00	-990,333.33 -990,333.33	0.00 0.00	0.00 990,333.33
04/22/2019 04/22/2019	94975P405 WELLS FRGO GOVERNMENT CL I MMF	Direct 06/30/2019 2.40	-651,960.62 -651,960.62 1.00	-651,960.62 -651,960.62	0.00 0.00	0.00 651,960.62
04/26/2019 04/26/2019	94975P405 WELLS FRGO GOVERNMENT CL I MMF	Direct 06/30/2019 2.40	-292,058.12 -292,058.12 1.00	-292,058.12 -292,058.12	0.00 0.00	0.00 292,058.12
04/30/2019 04/30/2019	94975P405 WELLS FRGO GOVERNMENT CL I MMF	Direct 06/30/2019 2.40	-489,857.11 -489,857.11 1.00	-489,857.11 -489,857.11	0.00 0.00	0.00 489,857.11
05/03/2019 05/03/2019	94975P405 WELLS FRGO GOVERNMENT CL I MMF	Direct 06/30/2019 2.27	-503,502.04 -503,502.04 1.00	-503,502.04 -503,502.04	0.00 0.00	0.00 503,502.04
05/14/2019 05/14/2019	94975P405 WELLS FRGO GOVERNMENT CL I MMF	Direct 06/30/2019 2.27	-502,915.17 -502,915.17 1.00	-502,915.17 -502,915.17	0.00 0.00	0.00 502,915.17
05/17/2019 05/17/2019	94975P405 WELLS FRGO GOVERNMENT CL I MMF	Direct 06/30/2019 2.27	-993,800.00 -993,800.00 1.00	-993,800.00 -993,800.00	0.00 0.00	0.00 993,800.00
05/22/2019 05/22/2019	94975P405 WELLS FRGO GOVERNMENT CL I MMF	Direct 06/30/2019 2.27	-52.50 -52.50 1.00	-52.50 -52.50	0.00 0.00	0.00 52.50
05/23/2019 05/23/2019	94975P405 WELLS FRGO GOVERNMENT CL I MMF	Direct 06/30/2019 2.27	-989,990.00 -989,990.00 1.00	-989,990.00 -989,990.00	0.00 0.00	0.00 989,990.00
05/24/2019 05/24/2019	94975P405 WELLS FRGO GOVERNMENT CL I MMF	Direct 06/30/2019 2.27	-1,500,374.51 -1,500,374.51 1.00	-1,500,374.51 -1,500,374.51	0.00 0.00	0.00 1,500,374.51
05/29/2019 05/29/2019	94975P405 WELLS FRGO GOVERNMENT CL I MMF	Direct 06/30/2019 2.27	-502,415.61 -502,415.61 1.00	-502,415.61 -502,415.61	0.00 0.00	0.00 502,415.61
05/30/2019 05/30/2019	94975P405 WELLS FRGO GOVERNMENT CL I MMF	Direct 06/30/2019 2.27	-649,945.01 -649,945.01 1.00	-649,945.01 -649,945.01	0.00 0.00	0.00 649,945.01
05/31/2019 05/31/2019	94975P405 WELLS FRGO GOVERNMENT CL I MMF	Direct 06/30/2019 2.27	-994,616.53 -994,616.53 1.00	-994,616.53 -994,616.53	0.00 0.00	0.00 994,616.53
06/05/2019 06/05/2019	94975P405 WELLS FRGO GOVERNMENT CL I MMF	Direct 06/30/2019 2.30	-794,729.78 -794,729.78 1.00	-794,729.78 -794,729.78	0.00 0.00	0.00 794,729.78
06/06/2019 06/06/2019	94975P405 WELLS FRGO GOVERNMENT CL I MMF	Direct 06/30/2019 2.30	-496,645.83 -496,645.83 1.00	-496,645.83 -496,645.83	0.00 0.00	0.00 496,645.83

The information contained in this report represents estimated trade date investment calculations. Certain calculations may not be available for all time periods. Please refer to your custody statement for official portfolio holdings and transactions. Note that certain accounting methods may cause differences between this investment report and your custody statement.

# Trading Activity

Base Currency: USD

01 April 2019 to 30 June 2019

WC-Contra Costa County

Account: XXX235

Primary Benchmark: ICE BofAML US 6-Month Treasury Bill Index

Investment Strategy: Short Duration Fixed Income

Trade Date, Settle Date	Identifier, Description	Broker/Dealer, Final Maturity, Coupon Rate	Base Original Units, Base Current Units, Price	Purchased Cost, Base Principal	Base Net Total Realized Gain, Base Accrued Interest	Base Commission, Base Amount
06/06/2019	94975P405	Direct	-112,000.93	-112,000.93	0.00	0.00
06/06/2019	WELLS FRGO GOVERNMENT CL I MMF	06/30/2019 2.30	-112,000.93 1.00	-112,000.93	0.00	112,000.93
06/20/2019	94975P405	Direct	-93.17	-93.17	0.00	0.00
06/20/2019	WELLS FRGO GOVERNMENT CL I MMF	06/30/2019 2.30	-93.17 1.00	-93.17	0.00	93.17
06/24/2019	94975P405	Direct	-249,883.33	-249,883.33	0.00	0.00
06/24/2019	WELLS FRGO GOVERNMENT CL I MMF	06/30/2019 2.30	-249,883.33 1.00	-249,883.33	0.00	249,883.33
06/24/2019	94975P405	Direct	-748,967.50	-748,967.50	0.00	0.00
06/24/2019	WELLS FRGO GOVERNMENT CL I MMF	06/30/2019 2.30	-748,967.50 1.00	-748,967.50	0.00	748,967.50
---	94975P405	Direct	-14,341,477.33	-14,341,477.33	0.00	0.00
---	WELLS FRGO GOVERNMENT CL I MMF	06/30/2019 2.32	-14,341,477.33 1.00	-14,341,477.33	0.00	14,341,477.33

## Summary

Trade Date, Settle Date	Identifier, Description	Broker/Dealer, Final Maturity, Coupon Rate	Base Original Units, Base Current Units, Price	Purchased Cost, Base Principal	Base Net Total Realized Gain, Base Accrued Interest	Base Commission, Base Amount
---	---	---	1,856,549.04	-118,450.96	-0.01	0.00
---	---	08/31/2019 1.71	-35,919.51 ---	-102,994.75	26,816.60	76,178.15

\* Grouped by: Transaction Type. \* Groups Sorted by: Transaction Type. \* Showing transactions with Trade Date within selected date range. \* Weighted by: Absolute Value of Base Principal. \* MMF transactions are expanded.

\* The Transaction Detail/Trading Activity reports provide our most up-to-date transactional details. As such, these reports are subject to change even after the other reports on the website have been locked down. While these reports can be useful tools in understanding recent activity, due to their dynamic nature we do not recommend using them for booking journal entries or reconciliation.

The information contained in this report represents estimated trade date investment calculations. Certain calculations may not be available for all time periods. Please refer to your custody statement for official portfolio holdings and transactions. Note that certain accounting methods may cause differences between this investment report and your custody statement.

# Transaction Detail

Base Currency: USD

01 April 2019 to 30 June 2019

WC-Contra Costa County

Account: XXX235

Primary Benchmark: ICE BofAML US 6-Month Treasury Bill Index

Investment Strategy: Short Duration Fixed Income

\* Does not Lock Down.

## Receivable

Entry Date, Settle Date	Transaction Type	Base Current Units	Identifier, Description	Coupon Rate	Final Maturity	Price	Base Amount
06/28/2019 06/28/2019	Money Market Funds	0.00	94975P405 WELLS FRGO GOVERNMENT CL I MMF	2.30	06/30/2019	---	593.75
06/28/2019 06/28/2019	Money Market Funds	0.00	94975P405 WELLS FRGO GOVERNMENT CL I MMF	2.30	06/30/2019	---	593.75

## Settled

Entry Date, Settle Date	Transaction Type	Base Current Units	Identifier, Description	Coupon Rate	Final Maturity	Price	Base Amount
06/01/2019 06/01/2019	Coupon	0.00	010831DL6 ALAMEDA CNTY CALIF JT PWRS AUTH LEASE REV	2.48	06/01/2019	---	6,212.50
06/01/2019 06/01/2019	Maturity	-500,000.00	010831DL6 ALAMEDA CNTY CALIF JT PWRS AUTH LEASE REV	2.48	06/01/2019	100.00	500,000.00
04/15/2019 04/15/2019	Coupon	0.00	02587AAJ3 AMXCA 171 A	1.93	02/18/2020	---	804.17
05/15/2019 05/15/2019	Coupon	0.00	02587AAJ3 AMXCA 171 A	1.93	02/18/2020	---	804.17
06/15/2019 06/15/2019	Coupon	0.00	02587AAJ3 AMXCA 171 A	1.93	02/18/2020	---	804.17
05/21/2019 05/21/2019	Coupon	0.00	02665WCL3 AMERICAN HONDA FINANCE CORP	2.67	02/21/2020	---	4,830.41
05/13/2019 05/13/2019	Coupon	0.00	037833DH0 APPLE INC	1.80	11/13/2019	---	4,500.00
04/15/2019 04/15/2019	Coupon	0.00	05522RCW6 BACCT 171 A	1.95	03/16/2020	---	1,218.75
05/15/2019 05/15/2019	Coupon	0.00	05522RCW6 BACCT 171 A	1.95	03/16/2020	---	1,218.75
06/15/2019 06/15/2019	Coupon	0.00	05522RCW6 BACCT 171 A	1.95	03/16/2020	---	1,218.75
04/20/2019 04/20/2019	Coupon	0.00	055657AC4 BMWLT 171 A3	1.98	05/20/2020	---	417.32
04/20/2019 04/20/2019	Principal Paydown	-48,096.91	055657AC4 BMWLT 171 A3	1.98	05/20/2020	---	48,096.91
05/20/2019 05/20/2019	Coupon	0.00	055657AC4 BMWLT 171 A3	1.98	05/20/2020	---	337.96
05/20/2019 05/20/2019	Principal Paydown	-53,346.89	055657AC4 BMWLT 171 A3	1.98	05/20/2020	---	53,346.89
06/20/2019 06/20/2019	Coupon	0.00	055657AC4 BMWLT 171 A3	1.98	05/20/2020	---	249.94
06/20/2019 06/20/2019	Principal Paydown	-53,385.51	055657AC4 BMWLT 171 A3	1.98	05/20/2020	---	53,385.51

The information contained in this report represents estimated trade date investment calculations. Certain calculations may not be available for all time periods. Please refer to your custody statement for official portfolio holdings and transactions. Note that certain accounting methods may cause differences between this investment report and your custody statement.

# Transaction Detail

Base Currency: USD

01 April 2019 to 30 June 2019

WC-Contra Costa County

Account: XXX235

Primary Benchmark: ICE BofAML US 6-Month Treasury Bill Index

Investment Strategy: Short Duration Fixed Income

Entry Date, Settle Date	Transaction Type	Base Current Units	Identifier, Description	Coupon Rate	Final Maturity	Price	Base Amount
04/20/2019 04/20/2019	Coupon	0.00	05584PAB3 BMWLT 172 A2A	1.80	02/20/2020	---	129.52
04/20/2019 04/20/2019	Principal Paydown	-32,182.75	05584PAB3 BMWLT 172 A2A	1.80	02/20/2020	---	32,182.75
05/20/2019 05/20/2019	Coupon	0.00	05584PAB3 BMWLT 172 A2A	1.80	02/20/2020	---	81.25
05/20/2019 05/20/2019	Principal Paydown	-33,827.14	05584PAB3 BMWLT 172 A2A	1.80	02/20/2020	---	33,827.14
06/20/2019 06/20/2019	Coupon	0.00	05584PAB3 BMWLT 172 A2A	1.80	02/20/2020	---	30.51
06/20/2019 06/20/2019	Principal Paydown	-20,336.89	05584PAB3 BMWLT 172 A2A	1.80	02/20/2020	---	20,336.90
05/20/2019 05/24/2019	Buy	500,000.00	06050TML3 BANK OF AMERICA NA	2.87	05/24/2021	100.00	-500,000.00
04/01/2019 04/01/2019	Coupon	0.00	06051GFE4 BANK OF AMERICA CORP	3.67	04/01/2019	---	6,708.57
04/01/2019 04/01/2019	Maturity	-740,000.00	06051GFE4 BANK OF AMERICA CORP	3.67	04/01/2019	100.00	740,000.00
05/15/2019 05/15/2019	Coupon	0.00	06406HCU1 BANK OF NEW YORK MELLON CORP	2.20	05/15/2019	---	2,750.00
05/15/2019 05/15/2019	Maturity	-250,000.00	06406HCU1 BANK OF NEW YORK MELLON CORP	2.20	05/15/2019	100.00	250,000.00
05/10/2019 05/10/2019	Coupon	0.00	07330NAL9 BRANCH BANKING AND TRUST CO	1.45	05/10/2019	---	3,262.50
05/10/2019 05/10/2019	Maturity	-450,000.00	07330NAL9 BRANCH BANKING AND TRUST CO	1.45	05/10/2019	100.00	450,000.00
06/10/2019 06/10/2019	Coupon	0.00	09247XAE1 BLACKROCK INC	5.00	12/10/2019	---	17,500.00
04/15/2019 04/15/2019	Coupon	0.00	14041NFC0 COMET 161 A	2.92	04/15/2019	---	1,515.77
04/15/2019 04/15/2019	Principal Paydown	-600,000.00	14041NFC0 COMET 161 A	2.92	04/15/2019	---	600,000.00
04/15/2019 04/15/2019	Maturity	0.00	14041NFC0 COMET 161 A	2.92	04/15/2019	100.00	0.00
04/15/2019 04/15/2019	Coupon	0.00	14041NFE6 COMET 163 A	1.34	06/17/2019	---	279.17
05/15/2019 05/15/2019	Coupon	0.00	14041NFE6 COMET 163 A	1.34	06/17/2019	---	279.17
06/15/2019 06/15/2019	Coupon	0.00	14041NFE6 COMET 163 A	1.34	06/17/2019	---	279.17
06/15/2019 06/15/2019	Principal Paydown	-250,000.00	14041NFE6 COMET 163 A	1.34	06/17/2019	---	250,000.00
06/17/2019 06/17/2019	Maturity	0.00	14041NFE6 COMET 163 A	1.34	06/17/2019	100.00	0.00
04/15/2019 04/15/2019	Coupon	0.00	14041NFF3 COMET 164 A	1.33	08/15/2019	---	443.33

The information contained in this report represents estimated trade date investment calculations. Certain calculations may not be available for all time periods. Please refer to your custody statement for official portfolio holdings and transactions. Note that certain accounting methods may cause differences between this investment report and your custody statement.

# Transaction Detail

Base Currency: USD

01 April 2019 to 30 June 2019

WC-Contra Costa County

Account: XXX235

Primary Benchmark: ICE BofAML US 6-Month Treasury Bill Index

Investment Strategy: Short Duration Fixed Income

Entry Date, Settle Date	Transaction Type	Base Current Units	Identifier, Description	Coupon Rate	Final Maturity	Price	Base Amount
05/15/2019 05/15/2019	Coupon	0.00	14041NFF3 COMET 164 A	1.33	08/15/2019	---	443.33
06/15/2019 06/15/2019	Coupon	0.00	14041NFF3 COMET 164 A	1.33	08/15/2019	---	443.33
05/21/2019 05/30/2019	Buy	650,000.00	14042WAB6 COPAR 191 A2	2.58	04/15/2022	99.99	-649,945.01
06/15/2019 06/15/2019	Coupon	0.00	14042WAB6 COPAR 191 A2	2.58	04/15/2022	---	698.75
05/18/2019 05/18/2019	Coupon	0.00	14912L6R7 CATERPILLAR FINANCIAL SERVICES CORP	1.35	05/18/2019	---	4,725.00
05/18/2019 05/18/2019	Maturity	-700,000.00	14912L6R7 CATERPILLAR FINANCIAL SERVICES CORP	1.35	05/18/2019	100.00	700,000.00
05/24/2019 05/29/2019	Buy	500,000.00	14913Q2J7 CATERPILLAR FINANCIAL SERVICES CORP	2.95	05/15/2020	100.37	-502,415.61
04/15/2019 04/15/2019	Coupon	0.00	161571FK5 CHAIT 124 A	1.58	08/15/2019	---	625.42
05/15/2019 05/15/2019	Coupon	0.00	161571FK5 CHAIT 124 A	1.58	08/15/2019	---	625.42
06/15/2019 06/15/2019	Coupon	0.00	161571FK5 CHAIT 124 A	1.58	08/15/2019	---	625.42
04/15/2019 04/15/2019	Coupon	0.00	161571HC1 CHAIT 162 A	1.37	06/17/2019	---	342.50
05/15/2019 05/15/2019	Coupon	0.00	161571HC1 CHAIT 162 A	1.37	06/17/2019	---	342.50
06/15/2019 06/15/2019	Coupon	0.00	161571HC1 CHAIT 162 A	1.37	06/17/2019	---	342.50
06/15/2019 06/15/2019	Principal Paydown	-300,000.00	161571HC1 CHAIT 162 A	1.37	06/17/2019	---	300,000.00
06/17/2019 06/17/2019	Maturity	0.00	161571HC1 CHAIT 162 A	1.37	06/17/2019	100.00	0.00
05/19/2019 05/19/2019	Coupon	0.00	17305EFW0 CCCIT 16A1 A1	1.75	11/19/2019	---	3,937.50
05/01/2019 05/01/2019	Coupon	0.00	17325FAN8 CITIBANK NA	3.05	05/01/2020	---	10,675.00
04/17/2019 04/17/2019	Coupon	0.00	24422ERR2 JOHN DEERE CAPITAL CORP	2.25	04/17/2019	---	7,875.00
04/17/2019 04/17/2019	Maturity	-700,000.00	24422ERR2 JOHN DEERE CAPITAL CORP	2.25	04/17/2019	100.00	700,000.00
04/17/2019 04/22/2019	Buy	700,000.00	24422ETZ2 JOHN DEERE CAPITAL CORP	2.35	01/08/2021	99.49	-701,182.22
05/28/2019 05/28/2019	Coupon	0.00	3130ABF92 FEDERAL HOME LOAN BANKS	1.38	05/28/2019	---	6,875.00
05/28/2019 05/28/2019	Maturity	-1,000,000.00	3130ABF92 FEDERAL HOME LOAN BANKS	1.38	05/28/2019	100.00	1,000,000.00

The information contained in this report represents estimated trade date investment calculations. Certain calculations may not be available for all time periods. Please refer to your custody statement for official portfolio holdings and transactions. Note that certain accounting methods may cause differences between this investment report and your custody statement.

# Transaction Detail

Base Currency: USD

01 April 2019 to 30 June 2019

WC-Contra Costa County

Account: XXX235

Primary Benchmark: ICE BofAML US 6-Month Treasury Bill Index

Investment Strategy: Short Duration Fixed Income

Entry Date, Settle Date	Transaction Type	Base Current Units	Identifier, Description	Coupon Rate	Final Maturity	Price	Base Amount
04/30/2019 04/30/2019	Coupon	0.00	3130ACLX0 FEDERAL HOME LOAN BANKS	1.63	10/30/2019	---	4,062.50
04/16/2019 04/16/2019	Maturity	-1,000,000.00	313312EK2 FEDERAL FARM CREDIT BANKS	0.00	04/16/2019	100.00	1,000,000.00
04/09/2019 04/09/2019	Maturity	-1,000,000.00	313384EC9 FEDERAL HOME LOAN BANKS	0.00	04/09/2019	100.00	1,000,000.00
05/16/2019 05/16/2019	Maturity	-2,000,000.00	313384FR5 FEDERAL HOME LOAN BANKS	0.00	05/16/2019	100.00	2,000,000.00
05/20/2019 05/20/2019	Maturity	-1,000,000.00	313384FV6 FEDERAL HOME LOAN BANKS	0.00	05/20/2019	100.00	1,000,000.00
05/31/2019 05/31/2019	Buy	1,000,000.00	313384KT5 FEDERAL HOME LOAN BANKS	0.00	08/22/2019	99.46	-994,616.53
04/18/2019 04/18/2019	Buy	1,000,000.00	313384LN7 FEDERAL HOME LOAN BANKS	0.00	09/10/2019	99.03	-990,333.33
06/06/2019 06/06/2019	Buy	500,000.00	313384LX5 FEDERAL HOME LOAN BANKS	0.00	09/19/2019	99.33	-496,645.83
04/17/2019 04/17/2019	Buy	1,000,000.00	313384MB2 FEDERAL HOME LOAN BANKS	0.00	09/23/2019	98.94	-989,422.08
05/23/2019 05/23/2019	Buy	1,000,000.00	313396NJ8 FEDERAL HOME LOAN MORTGAGE CORP	0.00	10/24/2019	99.00	-989,990.00
04/22/2019 04/22/2019	Coupon	0.00	3133EFLA3 FEDERAL FARM CREDIT BANKS FUNDING CORP	1.24	10/22/2019	---	3,100.00
05/11/2019 05/11/2019	Coupon	0.00	369550BA5 GENERAL DYNAMICS CORP	2.88	05/11/2020	---	10,781.25
05/13/2019 05/13/2019	Coupon	0.00	40428HPN6 HSBC USA INC (NEW)	2.38	11/13/2019	---	5,937.50
04/18/2019 04/18/2019	Coupon	0.00	438124AC3 HAROT 163 A3	1.16	05/18/2020	---	74.21
04/18/2019 04/18/2019	Principal Paydown	-18,602.06	438124AC3 HAROT 163 A3	1.16	05/18/2020	---	18,602.06
05/18/2019 05/18/2019	Coupon	0.00	438124AC3 HAROT 163 A3	1.16	05/18/2020	---	56.23
05/18/2019 05/18/2019	Principal Paydown	-17,025.67	438124AC3 HAROT 163 A3	1.16	05/18/2020	---	17,025.68
06/04/2019 06/06/2019	Buy	112,111.08	438124AC3 HAROT 163 A3	1.16	05/18/2020	99.84	-112,000.93
06/18/2019 06/18/2019	Coupon	0.00	438124AC3 HAROT 163 A3	1.16	05/18/2020	---	148.14
06/18/2019 06/18/2019	Principal Paydown	-61,021.67	438124AC3 HAROT 163 A3	1.16	05/18/2020	---	61,021.66
04/21/2019 04/21/2019	Coupon	0.00	43815HAB3 HAROT 183 A2	2.67	12/21/2020	---	1,466.19
04/21/2019 04/21/2019	Principal Paydown	-63,870.67	43815HAB3 HAROT 183 A2	2.67	12/21/2020	---	63,870.67

The information contained in this report represents estimated trade date investment calculations. Certain calculations may not be available for all time periods. Please refer to your custody statement for official portfolio holdings and transactions. Note that certain accounting methods may cause differences between this investment report and your custody statement.

# Transaction Detail

Base Currency: USD

01 April 2019 to 30 June 2019

WC-Contra Costa County

Account: XXX235

Primary Benchmark: ICE BofAML US 6-Month Treasury Bill Index

Investment Strategy: Short Duration Fixed Income

Entry Date, Settle Date	Transaction Type	Base Current Units	Identifier, Description	Coupon Rate	Final Maturity	Price	Base Amount
05/21/2019 05/21/2019	Coupon	0.00	43815HAB3 HAROT 183 A2	2.67	12/21/2020	---	1,324.08
05/21/2019 05/21/2019	Principal Paydown	-61,919.69	43815HAB3 HAROT 183 A2	2.67	12/21/2020	---	61,919.69
06/21/2019 06/21/2019	Coupon	0.00	43815HAB3 HAROT 183 A2	2.67	12/21/2020	---	1,186.31
06/21/2019 06/21/2019	Principal Paydown	-58,858.81	43815HAB3 HAROT 183 A2	2.67	12/21/2020	---	58,858.81
04/30/2019 04/30/2019	Coupon	0.00	438516BP0 HONEYWELL INTERNATIONAL INC	2.62	10/30/2019	---	3,488.13
04/15/2019 04/15/2019	Coupon	0.00	4581X0CH9 INTER-AMERICAN DEVELOPMENT BANK	1.75	10/15/2019	---	8,750.00
04/26/2019 04/26/2019	Maturity	-300,000.00	459058FC2 INTERNATIONAL BANK FOR RECONSTRUCTION AND DEVELOPM	1.25	04/26/2019	100.00	300,000.00
04/26/2019 04/26/2019	Maturity	-500,000.00	459058FC2 INTERNATIONAL BANK FOR RECONSTRUCTION AND DEVELOPM	1.25	04/26/2019	100.00	500,000.00
04/26/2019 04/26/2019	Coupon	0.00	459058FC2 INTERNATIONAL BANK FOR RECONSTRUCTION AND DEVELOPM	1.25	04/26/2019	---	5,000.00
04/22/2019 04/22/2019	Coupon	0.00	45905UK60 INTERNATIONAL BANK FOR RECONSTRUCTION AND DEVELOPM	2.64	07/19/2019	---	3,340.00
05/22/2019 05/24/2019	Buy	1,000,000.00	45905UV43 INTERNATIONAL BANK FOR RECONSTRUCTION AND DEVELOPM	2.47	03/18/2020	100.01	-1,000,374.51
06/18/2019 06/18/2019	Coupon	0.00	45905UV43 INTERNATIONAL BANK FOR RECONSTRUCTION AND DEVELOPM	2.41	03/18/2020	---	1,990.23
04/15/2019 04/15/2019	Coupon	0.00	47788CAB8 JDOT 2018 A2	2.42	10/15/2020	---	191.78
04/15/2019 04/15/2019	Principal Paydown	-13,255.02	47788CAB8 JDOT 2018 A2	2.42	10/15/2020	---	13,255.02
05/15/2019 05/15/2019	Coupon	0.00	47788CAB8 JDOT 2018 A2	2.42	10/15/2020	---	165.05
05/15/2019 05/15/2019	Principal Paydown	-16,581.35	47788CAB8 JDOT 2018 A2	2.42	10/15/2020	---	16,581.35
06/15/2019 06/15/2019	Coupon	0.00	47788CAB8 JDOT 2018 A2	2.42	10/15/2020	---	131.61
06/15/2019 06/15/2019	Principal Paydown	-12,235.86	47788CAB8 JDOT 2018 A2	2.42	10/15/2020	---	12,235.86
05/10/2019 05/14/2019	Buy	500,000.00	48125LRK0 JPMORGAN CHASE BANK NA	2.60	02/01/2021	99.84	-502,915.17
04/03/2019 04/03/2019	Maturity	-800,000.00	48306BR31 Kaiser Foundation Hospitals	0.00	04/03/2019	100.00	800,000.00

The information contained in this report represents estimated trade date investment calculations. Certain calculations may not be available for all time periods. Please refer to your custody statement for official portfolio holdings and transactions. Note that certain accounting methods may cause differences between this investment report and your custody statement.



# Transaction Detail

Base Currency: USD

01 April 2019 to 30 June 2019

WC-Contra Costa County

Account: XXX235

Primary Benchmark: ICE BofAML US 6-Month Treasury Bill Index

Investment Strategy: Short Duration Fixed Income

Entry Date, Settle Date	Transaction Type	Base Current Units	Identifier, Description	Coupon Rate	Final Maturity	Price	Base Amount
04/03/2019 04/03/2019	Buy	800,000.00	48306BT54 Kaiser Foundation Hospitals	0.00	06/05/2019	99.56	-796,472.00
06/05/2019 06/05/2019	Maturity	-800,000.00	48306BT54 Kaiser Foundation Hospitals	0.00	06/05/2019	100.00	800,000.00
06/05/2019 06/05/2019	Buy	800,000.00	48306BWB7 Kaiser Foundation Hospitals	0.00	09/11/2019	99.34	-794,729.78
06/24/2019 06/24/2019	Buy	750,000.00	53127UUF5 Liberty Street Funding LLC	0.00	07/15/2019	99.86	-748,967.50
04/01/2019 04/01/2019	Coupon	0.00	57636QAA2 MASTERCARD INC	2.00	04/01/2019	---	5,000.00
04/01/2019 04/01/2019	Maturity	-500,000.00	57636QAA2 MASTERCARD INC	2.00	04/01/2019	100.00	500,000.00
04/15/2019 04/15/2019	Coupon	0.00	58772RAB0 MBART 181 A2A	2.71	04/15/2021	---	1,119.87
04/15/2019 04/15/2019	Principal Paydown	-45,578.09	58772RAB0 MBART 181 A2A	2.71	04/15/2021	---	45,578.09
05/15/2019 05/15/2019	Coupon	0.00	58772RAB0 MBART 181 A2A	2.71	04/15/2021	---	1,016.94
05/15/2019 05/15/2019	Principal Paydown	-48,068.24	58772RAB0 MBART 181 A2A	2.71	04/15/2021	---	48,068.24
06/15/2019 06/15/2019	Coupon	0.00	58772RAB0 MBART 181 A2A	2.71	04/15/2021	---	908.39
06/15/2019 06/15/2019	Principal Paydown	-46,561.36	58772RAB0 MBART 181 A2A	2.71	04/15/2021	---	46,561.36
04/10/2019 04/12/2019	Buy	700,000.00	637432MU6 NATIONAL RURAL UTILITIES COOP FINANCE CORP	2.35	06/15/2020	99.79	-703,855.25
06/15/2019 06/15/2019	Coupon	0.00	637432MU6 NATIONAL RURAL UTILITIES COOP FINANCE CORP	2.35	06/15/2020	---	8,225.00
06/24/2019 06/24/2019	Buy	250,000.00	63763QU13 National Securities Clearing Corporation	0.00	07/01/2019	99.95	-249,883.33
04/15/2019 04/15/2019	Coupon	0.00	65478GAD2 NAROT 17B A3	1.75	10/15/2021	---	1,093.75
05/15/2019 05/15/2019	Coupon	0.00	65478GAD2 NAROT 17B A3	1.75	10/15/2021	---	1,093.75
06/15/2019 06/15/2019	Coupon	0.00	65478GAD2 NAROT 17B A3	1.75	10/15/2021	---	1,093.75
05/20/2019 05/20/2019	Coupon	0.00	69353RFD5 PNC BANK NA	2.88	05/19/2020	---	5,172.90
05/01/2019 05/01/2019	Coupon	0.00	78607QAT2 SACRAMENTO CALIF SUBN WTR DIST REV	2.71	11/01/2019	---	6,780.00
05/01/2019 05/01/2019	Coupon	0.00	79766DKL2 SAN FRANCISCO CALIF CITY & CNTY ARPTS COMMN INTL A	1.72	05/01/2019	---	6,453.75

The information contained in this report represents estimated trade date investment calculations. Certain calculations may not be available for all time periods. Please refer to your custody statement for official portfolio holdings and transactions. Note that certain accounting methods may cause differences between this investment report and your custody statement.



# Transaction Detail

Base Currency: USD

01 April 2019 to 30 June 2019

WC-Contra Costa County

Account: XXX235

Primary Benchmark: ICE BofAML US 6-Month Treasury Bill Index

Investment Strategy: Short Duration Fixed Income

Entry Date, Settle Date	Transaction Type	Base Current Units	Identifier, Description	Coupon Rate	Final Maturity	Price	Base Amount
05/01/2019 05/01/2019	Maturity	-750,000.00	79766DKL2 SAN FRANCISCO CALIF CITY & CNTY ARPTS COMMN INTL A	1.72	05/01/2019	100.00	750,000.00
04/12/2019 04/16/2019	Buy	700,000.00	857477AS2 STATE STREET CORP	2.55	08/18/2020	99.92	-702,336.83
05/16/2019 05/17/2019	Buy	1,000,000.00	88602UVF4 Thunder Bay Funding, LLC	0.00	08/15/2019	99.38	-993,800.00
04/15/2019 04/15/2019	Coupon	0.00	89237WAD9 TAOT 16C A3	1.14	08/17/2020	---	104.60
04/15/2019 04/15/2019	Principal Paydown	-18,213.80	89237WAD9 TAOT 16C A3	1.14	08/17/2020	---	18,213.80
05/15/2019 05/15/2019	Coupon	0.00	89237WAD9 TAOT 16C A3	1.14	08/17/2020	---	87.30
05/15/2019 05/15/2019	Principal Paydown	-17,444.06	89237WAD9 TAOT 16C A3	1.14	08/17/2020	---	17,444.06
06/15/2019 06/15/2019	Coupon	0.00	89237WAD9 TAOT 16C A3	1.14	08/17/2020	---	70.73
06/15/2019 06/15/2019	Principal Paydown	-16,592.80	89237WAD9 TAOT 16C A3	1.14	08/17/2020	---	16,592.80
04/17/2019 04/17/2019	Coupon	0.00	90331HNK5 US BANK NA	2.71	01/17/2020	---	5,072.27
05/02/2019 05/03/2019	Buy	500,000.00	9128286D7 UNITED STATES TREASURY	2.50	02/28/2021	100.27	-503,502.04
05/15/2019 05/15/2019	Coupon	0.00	912828U32 UNITED STATES TREASURY	1.00	11/15/2019	---	5,000.00
06/15/2019 06/15/2019	Coupon	0.00	912828U73 UNITED STATES TREASURY	1.38	12/15/2019	---	6,875.00
04/29/2019 04/30/2019	Buy	500,000.00	912828XM7 UNITED STATES TREASURY	1.63	07/31/2020	99.08	-497,407.74
04/22/2019 04/22/2019	Coupon	0.00	92348XAB1 VZOT 18A A1B	2.73	04/20/2023	---	2,000.35
05/20/2019 05/20/2019	Coupon	0.00	92348XAB1 VZOT 18A A1B	2.68	04/20/2023	---	1,697.04
06/20/2019 06/20/2019	Coupon	0.00	92348XAB1 VZOT 18A A1B	2.62	04/20/2023	---	1,846.66
04/12/2019 04/16/2019	Buy	675,000.00	92826CAB8 VISA INC	2.20	12/14/2020	99.41	-676,056.75
06/14/2019 06/14/2019	Coupon	0.00	92826CAB8 VISA INC	2.20	12/14/2020	---	7,425.00
04/20/2019 04/20/2019	Coupon	0.00	92868LAB7 VALET 181 A2A	2.81	07/20/2021	---	1,598.17
04/20/2019 04/20/2019	Principal Paydown	-52,405.72	92868LAB7 VALET 181 A2A	2.81	07/20/2021	---	52,405.72
05/20/2019 05/20/2019	Coupon	0.00	92868LAB7 VALET 181 A2A	2.81	07/20/2021	---	1,475.46

The information contained in this report represents estimated trade date investment calculations. Certain calculations may not be available for all time periods. Please refer to your custody statement for official portfolio holdings and transactions. Note that certain accounting methods may cause differences between this investment report and your custody statement.

# Transaction Detail

Base Currency: USD

01 April 2019 to 30 June 2019

WC-Contra Costa County

Account: XXX235

Primary Benchmark: ICE BofAML US 6-Month Treasury Bill Index

Investment Strategy: Short Duration Fixed Income

Entry Date, Settle Date	Transaction Type	Base Current Units	Identifier, Description	Coupon Rate	Final Maturity	Price	Base Amount
05/20/2019 05/20/2019	Principal Paydown	-54,081.40	92868LAB7 VALET 181 A2A	2.81	07/20/2021	---	54,081.40
06/20/2019 06/20/2019	Coupon	0.00	92868LAB7 VALET 181 A2A	2.81	07/20/2021	---	1,348.82
06/20/2019 06/20/2019	Principal Paydown	-51,087.26	92868LAB7 VALET 181 A2A	2.81	07/20/2021	---	51,087.26
06/24/2019 06/24/2019	Coupon	0.00	931142EF6 WALMART INC	2.38	06/23/2020	---	4,725.35
04/01/2019 04/01/2019	Buy	1,251,849.22	94975P405 WELLS FRGO GOVERNMENT CL I MMF	2.40	06/30/2019	1.00	-1,251,849.22
04/01/2019 04/01/2019	Buy	733.60	94975P405 WELLS FRGO GOVERNMENT CL I MMF	2.40	06/30/2019	1.00	-733.60
04/03/2019 04/03/2019	Buy	800,000.00	94975P405 WELLS FRGO GOVERNMENT CL I MMF	2.40	06/30/2019	1.00	-800,000.00
04/03/2019 04/03/2019	Sell	-796,472.00	94975P405 WELLS FRGO GOVERNMENT CL I MMF	2.40	06/30/2019	1.00	796,472.00
04/09/2019 04/09/2019	Buy	1,000,000.00	94975P405 WELLS FRGO GOVERNMENT CL I MMF	2.40	06/30/2019	1.00	-1,000,000.00
04/12/2019 04/12/2019	Sell	-703,855.25	94975P405 WELLS FRGO GOVERNMENT CL I MMF	2.40	06/30/2019	1.00	703,855.25
04/15/2019 04/15/2019	Buy	614,350.36	94975P405 WELLS FRGO GOVERNMENT CL I MMF	2.40	06/30/2019	1.00	-614,350.36
04/15/2019 04/15/2019	Buy	18,597.57	94975P405 WELLS FRGO GOVERNMENT CL I MMF	2.40	06/30/2019	1.00	-18,597.57
04/15/2019 04/15/2019	Buy	61,031.42	94975P405 WELLS FRGO GOVERNMENT CL I MMF	2.40	06/30/2019	1.00	-61,031.42
04/16/2019 04/16/2019	Sell	-378,836.91	94975P405 WELLS FRGO GOVERNMENT CL I MMF	2.40	06/30/2019	1.00	378,836.91
04/17/2019 04/17/2019	Sell	-8,750.00	94975P405 WELLS FRGO GOVERNMENT CL I MMF	2.40	06/30/2019	1.00	8,750.00
04/17/2019 04/17/2019	Sell	-989,422.08	94975P405 WELLS FRGO GOVERNMENT CL I MMF	2.40	06/30/2019	1.00	989,422.08
04/17/2019 04/17/2019	Buy	716,625.00	94975P405 WELLS FRGO GOVERNMENT CL I MMF	2.40	06/30/2019	1.00	-716,625.00
04/17/2019 04/17/2019	Buy	5,072.27	94975P405 WELLS FRGO GOVERNMENT CL I MMF	2.40	06/30/2019	1.00	-5,072.27
04/18/2019 04/18/2019	Buy	18,676.27	94975P405 WELLS FRGO GOVERNMENT CL I MMF	2.40	06/30/2019	1.00	-18,676.27
04/18/2019 04/18/2019	Sell	-990,333.33	94975P405 WELLS FRGO GOVERNMENT CL I MMF	2.40	06/30/2019	1.00	990,333.33
04/22/2019 04/22/2019	Sell	-651,960.62	94975P405 WELLS FRGO GOVERNMENT CL I MMF	2.40	06/30/2019	1.00	651,960.62
04/22/2019 04/22/2019	Buy	32,312.27	94975P405 WELLS FRGO GOVERNMENT CL I MMF	2.40	06/30/2019	1.00	-32,312.27
04/22/2019 04/22/2019	Buy	54,003.89	94975P405 WELLS FRGO GOVERNMENT CL I MMF	2.40	06/30/2019	1.00	-54,003.89

The information contained in this report represents estimated trade date investment calculations. Certain calculations may not be available for all time periods. Please refer to your custody statement for official portfolio holdings and transactions. Note that certain accounting methods may cause differences between this investment report and your custody statement.

# Transaction Detail

Base Currency: USD

01 April 2019 to 30 June 2019

WC-Contra Costa County

Account: XXX235

Primary Benchmark: ICE BofAML US 6-Month Treasury Bill Index

Investment Strategy: Short Duration Fixed Income

Entry Date, Settle Date	Transaction Type	Base Current Units	Identifier, Description	Coupon Rate	Final Maturity	Price	Base Amount
04/23/2019 04/23/2019	Buy	65,336.86	94975P405 WELLS FRGO GOVERNMENT CL I MMF	2.40	06/30/2019	1.00	-65,336.86
04/24/2019 04/24/2019	Buy	3,340.00	94975P405 WELLS FRGO GOVERNMENT CL I MMF	2.40	06/30/2019	1.00	-3,340.00
04/26/2019 04/26/2019	Buy	800,000.00	94975P405 WELLS FRGO GOVERNMENT CL I MMF	2.40	06/30/2019	1.00	-800,000.00
04/26/2019 04/26/2019	Sell	-292,058.12	94975P405 WELLS FRGO GOVERNMENT CL I MMF	2.40	06/30/2019	1.00	292,058.12
04/26/2019 04/26/2019	Buy	5,000.00	94975P405 WELLS FRGO GOVERNMENT CL I MMF	2.40	06/30/2019	1.00	-5,000.00
04/30/2019 04/30/2019	Sell	-489,857.11	94975P405 WELLS FRGO GOVERNMENT CL I MMF	2.40	06/30/2019	1.00	489,857.11
04/30/2019 04/30/2019	Money Market Funds	0.00	94975P405 WELLS FRGO GOVERNMENT CL I MMF	2.40	06/30/2019	---	2,298.19
05/01/2019 05/01/2019	Buy	776,206.94	94975P405 WELLS FRGO GOVERNMENT CL I MMF	2.27	06/30/2019	1.00	-776,206.94
05/03/2019 05/03/2019	Sell	-503,502.04	94975P405 WELLS FRGO GOVERNMENT CL I MMF	2.27	06/30/2019	1.00	503,502.04
05/10/2019 05/10/2019	Buy	453,262.50	94975P405 WELLS FRGO GOVERNMENT CL I MMF	2.27	06/30/2019	1.00	-453,262.50
05/13/2019 05/13/2019	Buy	5,937.50	94975P405 WELLS FRGO GOVERNMENT CL I MMF	2.27	06/30/2019	1.00	-5,937.50
05/13/2019 05/13/2019	Buy	15,281.25	94975P405 WELLS FRGO GOVERNMENT CL I MMF	2.27	06/30/2019	1.00	-15,281.25
05/14/2019 05/14/2019	Sell	-502,915.17	94975P405 WELLS FRGO GOVERNMENT CL I MMF	2.27	06/30/2019	1.00	502,915.17
05/15/2019 05/15/2019	Buy	17,531.36	94975P405 WELLS FRGO GOVERNMENT CL I MMF	2.27	06/30/2019	1.00	-17,531.36
05/15/2019 05/15/2019	Buy	310,105.19	94975P405 WELLS FRGO GOVERNMENT CL I MMF	2.27	06/30/2019	1.00	-310,105.19
05/15/2019 05/15/2019	Buy	18,283.48	94975P405 WELLS FRGO GOVERNMENT CL I MMF	2.27	06/30/2019	1.00	-18,283.48
05/16/2019 05/16/2019	Buy	2,000,000.00	94975P405 WELLS FRGO GOVERNMENT CL I MMF	2.27	06/30/2019	1.00	-2,000,000.00
05/17/2019 05/17/2019	Sell	-993,800.00	94975P405 WELLS FRGO GOVERNMENT CL I MMF	2.27	06/30/2019	1.00	993,800.00
05/20/2019 05/20/2019	Buy	52.50	94975P405 WELLS FRGO GOVERNMENT CL I MMF	2.27	06/30/2019	1.00	-52.50
05/20/2019 05/20/2019	Buy	1,850,439.84	94975P405 WELLS FRGO GOVERNMENT CL I MMF	2.27	06/30/2019	1.00	-1,850,439.84
05/20/2019 05/20/2019	Buy	3,937.50	94975P405 WELLS FRGO GOVERNMENT CL I MMF	2.27	06/30/2019	1.00	-3,937.50
05/20/2019 05/20/2019	Buy	17,081.90	94975P405 WELLS FRGO GOVERNMENT CL I MMF	2.27	06/30/2019	1.00	-17,081.90
05/21/2019 05/21/2019	Buy	4,830.41	94975P405 WELLS FRGO GOVERNMENT CL I MMF	2.27	06/30/2019	1.00	-4,830.41

The information contained in this report represents estimated trade date investment calculations. Certain calculations may not be available for all time periods. Please refer to your custody statement for official portfolio holdings and transactions. Note that certain accounting methods may cause differences between this investment report and your custody statement.

# Transaction Detail

Base Currency: USD

01 April 2019 to 30 June 2019

WC-Contra Costa County

Account: XXX235

Primary Benchmark: ICE BofAML US 6-Month Treasury Bill Index

Investment Strategy: Short Duration Fixed Income

Entry Date, Settle Date	Transaction Type	Base Current Units	Identifier, Description	Coupon Rate	Final Maturity	Price	Base Amount
05/21/2019 05/21/2019	Buy	63,243.77	94975P405 WELLS FRGO GOVERNMENT CL I MMF	2.27	06/30/2019	1.00	-63,243.77
05/22/2019 05/22/2019	Sell	-52.50	94975P405 WELLS FRGO GOVERNMENT CL I MMF	2.27	06/30/2019	1.00	52.50
05/23/2019 05/23/2019	Sell	-989,990.00	94975P405 WELLS FRGO GOVERNMENT CL I MMF	2.27	06/30/2019	1.00	989,990.00
05/24/2019 05/24/2019	Sell	-1,500,374.51	94975P405 WELLS FRGO GOVERNMENT CL I MMF	2.27	06/30/2019	1.00	1,500,374.51
05/28/2019 05/28/2019	Buy	1,006,875.00	94975P405 WELLS FRGO GOVERNMENT CL I MMF	2.27	06/30/2019	1.00	-1,006,875.00
05/29/2019 05/29/2019	Sell	-502,415.61	94975P405 WELLS FRGO GOVERNMENT CL I MMF	2.27	06/30/2019	1.00	502,415.61
05/30/2019 05/30/2019	Sell	-649,945.01	94975P405 WELLS FRGO GOVERNMENT CL I MMF	2.27	06/30/2019	1.00	649,945.01
05/31/2019 05/31/2019	Sell	-994,616.53	94975P405 WELLS FRGO GOVERNMENT CL I MMF	2.27	06/30/2019	1.00	994,616.53
05/31/2019 05/31/2019	Money Market Funds	0.00	94975P405 WELLS FRGO GOVERNMENT CL I MMF	2.27	06/30/2019	---	2,758.93
06/03/2019 06/03/2019	Buy	508,971.43	94975P405 WELLS FRGO GOVERNMENT CL I MMF	2.30	06/30/2019	1.00	-508,971.43
06/05/2019 06/05/2019	Sell	-794,729.78	94975P405 WELLS FRGO GOVERNMENT CL I MMF	2.30	06/30/2019	1.00	794,729.78
06/05/2019 06/05/2019	Buy	800,000.00	94975P405 WELLS FRGO GOVERNMENT CL I MMF	2.30	06/30/2019	1.00	-800,000.00
06/06/2019 06/06/2019	Sell	-496,645.83	94975P405 WELLS FRGO GOVERNMENT CL I MMF	2.30	06/30/2019	1.00	496,645.83
06/06/2019 06/06/2019	Sell	-112,000.93	94975P405 WELLS FRGO GOVERNMENT CL I MMF	2.30	06/30/2019	1.00	112,000.93
06/10/2019 06/10/2019	Buy	17,500.00	94975P405 WELLS FRGO GOVERNMENT CL I MMF	2.30	06/30/2019	1.00	-17,500.00
06/14/2019 06/14/2019	Buy	7,425.00	94975P405 WELLS FRGO GOVERNMENT CL I MMF	2.30	06/30/2019	1.00	-7,425.00
06/17/2019 06/17/2019	Buy	18,549.20	94975P405 WELLS FRGO GOVERNMENT CL I MMF	2.30	06/30/2019	1.00	-18,549.20
06/17/2019 06/17/2019	Buy	568,813.34	94975P405 WELLS FRGO GOVERNMENT CL I MMF	2.30	06/30/2019	1.00	-568,813.34
06/18/2019 06/18/2019	Buy	59,837.22	94975P405 WELLS FRGO GOVERNMENT CL I MMF	2.30	06/30/2019	1.00	-59,837.22
06/19/2019 06/19/2019	Buy	63,159.81	94975P405 WELLS FRGO GOVERNMENT CL I MMF	2.30	06/30/2019	1.00	-63,159.81
06/20/2019 06/20/2019	Buy	30.51	94975P405 WELLS FRGO GOVERNMENT CL I MMF	2.30	06/30/2019	1.00	-30.51
06/20/2019 06/20/2019	Buy	71,535.44	94975P405 WELLS FRGO GOVERNMENT CL I MMF	2.30	06/30/2019	1.00	-71,535.44
06/20/2019 06/20/2019	Buy	52,436.08	94975P405 WELLS FRGO GOVERNMENT CL I MMF	2.30	06/30/2019	1.00	-52,436.08

The information contained in this report represents estimated trade date investment calculations. Certain calculations may not be available for all time periods. Please refer to your custody statement for official portfolio holdings and transactions. Note that certain accounting methods may cause differences between this investment report and your custody statement.

# Transaction Detail

Base Currency: USD

01 April 2019 to 30 June 2019

WC-Contra Costa County

Account: XXX235

Primary Benchmark: ICE BofAML US 6-Month Treasury Bill Index

Investment Strategy: Short Duration Fixed Income

Entry Date, Settle Date	Transaction Type	Base Current Units	Identifier, Description	Coupon Rate	Final Maturity	Price	Base Amount
06/20/2019 06/20/2019	Sell	-93.17	94975P405 WELLS FRGO GOVERNMENT CL I MMF	2.30	06/30/2019	1.00	93.17
06/21/2019 06/21/2019	Buy	60,045.12	94975P405 WELLS FRGO GOVERNMENT CL I MMF	2.30	06/30/2019	1.00	-60,045.12
06/24/2019 06/24/2019	Sell	-249,883.33	94975P405 WELLS FRGO GOVERNMENT CL I MMF	2.30	06/30/2019	1.00	249,883.33
06/24/2019 06/24/2019	Sell	-748,967.50	94975P405 WELLS FRGO GOVERNMENT CL I MMF	2.30	06/30/2019	1.00	748,967.50
06/24/2019 06/24/2019	Buy	4,725.35	94975P405 WELLS FRGO GOVERNMENT CL I MMF	2.30	06/30/2019	1.00	-4,725.35
04/22/2019 04/22/2019	Management Fee	0.00	CCYUSD US DOLLAR	0.00	06/30/2019	---	-4,392.98
04/26/2019 04/26/2019	Cash Transfer	0.00	CCYUSD US DOLLAR	0.00	06/30/2019	---	-292,058.12
05/20/2019 05/20/2019	Management Fee	0.00	CCYUSD US DOLLAR	0.00	06/30/2019	---	-4,305.21
06/20/2019 06/20/2019	Management Fee	0.00	CCYUSD US DOLLAR	0.00	06/30/2019	---	-4,283.56
---	---	-35,919.51	---	---	08/31/2019	---	-874.02
---	---	---	---	---	---	---	---

## Summary

Entry Date, Settle Date	Transaction Type	Base Current Units	Identifier, Description	Coupon Rate	Final Maturity	Price	Base Amount
---	---	-35,919.51	---	---	08/31/2019	---	-280.27
---	---	---	---	---	---	---	---

\* Grouped by: Status. \* Groups Sorted by: Status. \* Showing transactions with Entry Date within selected date range. \* Weighted by: Absolute Value of Base Principal. \* MMF transactions are expanded.

\* The Transaction Detail/Trading Activity reports provide our most up-to-date transactional details. As such, these reports are subject to change even after the other reports on the website have been locked down. While these reports can be useful tools in understanding recent activity, due to their dynamic nature we do not recommend using them for booking journal entries or reconciliation.

The information contained in this report represents estimated trade date investment calculations. Certain calculations may not be available for all time periods. Please refer to your custody statement for official portfolio holdings and transactions. Note that certain accounting methods may cause differences between this investment report and your custody statement.

# MMF Transaction Detail

Base Currency: USD

01 April 2019 to 30 June 2019

WC-Contra Costa County

Account: XXX235

Primary Benchmark: ICE BofAML US 6-Month Treasury Bill Index

Investment Strategy: Short Duration Fixed Income

\* Does not Lock Down.

## Receivable

Entry Date	Settle Date	Transaction Type	Base Current Units	Identifier	Ticker	Description	Base Amount
06/28/2019	06/28/2019	Money Market Funds	0.00	94975P405	GVIXX	WELLS FRGO GOVERNMENT CL I MMF	593.75
06/28/2019	06/28/2019	Money Market Funds	0.00	94975P405	GVIXX	WELLS FRGO GOVERNMENT CL I MMF	593.75

## Settled

Entry Date	Settle Date	Transaction Type	Base Current Units	Identifier	Ticker	Description	Base Amount
04/01/2019	04/01/2019	Buy	1,251,849.22	94975P405	GVIXX	WELLS FRGO GOVERNMENT CL I MMF	-1,251,849.22
04/01/2019	04/01/2019	Buy	733.60	94975P405	GVIXX	WELLS FRGO GOVERNMENT CL I MMF	-733.60
04/03/2019	04/03/2019	Buy	800,000.00	94975P405	GVIXX	WELLS FRGO GOVERNMENT CL I MMF	-800,000.00
04/03/2019	04/03/2019	Sell	-796,472.00	94975P405	GVIXX	WELLS FRGO GOVERNMENT CL I MMF	796,472.00
04/09/2019	04/09/2019	Buy	1,000,000.00	94975P405	GVIXX	WELLS FRGO GOVERNMENT CL I MMF	-1,000,000.00
04/12/2019	04/12/2019	Sell	-703,855.25	94975P405	GVIXX	WELLS FRGO GOVERNMENT CL I MMF	703,855.25
04/15/2019	04/15/2019	Buy	614,350.36	94975P405	GVIXX	WELLS FRGO GOVERNMENT CL I MMF	-614,350.36
04/15/2019	04/15/2019	Buy	18,597.57	94975P405	GVIXX	WELLS FRGO GOVERNMENT CL I MMF	-18,597.57
04/15/2019	04/15/2019	Buy	61,031.42	94975P405	GVIXX	WELLS FRGO GOVERNMENT CL I MMF	-61,031.42
04/16/2019	04/16/2019	Sell	-378,836.91	94975P405	GVIXX	WELLS FRGO GOVERNMENT CL I MMF	378,836.91
04/17/2019	04/17/2019	Sell	-8,750.00	94975P405	GVIXX	WELLS FRGO GOVERNMENT CL I MMF	8,750.00
04/17/2019	04/17/2019	Sell	-989,422.08	94975P405	GVIXX	WELLS FRGO GOVERNMENT CL I MMF	989,422.08
04/17/2019	04/17/2019	Buy	716,625.00	94975P405	GVIXX	WELLS FRGO GOVERNMENT CL I MMF	-716,625.00
04/17/2019	04/17/2019	Buy	5,072.27	94975P405	GVIXX	WELLS FRGO GOVERNMENT CL I MMF	-5,072.27
04/18/2019	04/18/2019	Buy	18,676.27	94975P405	GVIXX	WELLS FRGO GOVERNMENT CL I MMF	-18,676.27
04/18/2019	04/18/2019	Sell	-990,333.33	94975P405	GVIXX	WELLS FRGO GOVERNMENT CL I MMF	990,333.33
04/22/2019	04/22/2019	Sell	-651,960.62	94975P405	GVIXX	WELLS FRGO GOVERNMENT CL I MMF	651,960.62
04/22/2019	04/22/2019	Buy	32,312.27	94975P405	GVIXX	WELLS FRGO GOVERNMENT CL I MMF	-32,312.27
04/22/2019	04/22/2019	Buy	54,003.89	94975P405	GVIXX	WELLS FRGO GOVERNMENT CL I MMF	-54,003.89
04/23/2019	04/23/2019	Buy	65,336.86	94975P405	GVIXX	WELLS FRGO GOVERNMENT CL I MMF	-65,336.86
04/24/2019	04/24/2019	Buy	3,340.00	94975P405	GVIXX	WELLS FRGO GOVERNMENT CL I MMF	-3,340.00
04/26/2019	04/26/2019	Buy	800,000.00	94975P405	GVIXX	WELLS FRGO GOVERNMENT CL I MMF	-800,000.00
04/26/2019	04/26/2019	Sell	-292,058.12	94975P405	GVIXX	WELLS FRGO GOVERNMENT CL I MMF	292,058.12
04/26/2019	04/26/2019	Buy	5,000.00	94975P405	GVIXX	WELLS FRGO GOVERNMENT CL I MMF	-5,000.00
04/30/2019	04/30/2019	Sell	-489,857.11	94975P405	GVIXX	WELLS FRGO GOVERNMENT CL I MMF	489,857.11
04/30/2019	04/30/2019	Money Market Funds	0.00	94975P405	GVIXX	WELLS FRGO GOVERNMENT CL I MMF	2,298.19
05/01/2019	05/01/2019	Buy	776,206.94	94975P405	GVIXX	WELLS FRGO GOVERNMENT CL I MMF	-776,206.94
05/03/2019	05/03/2019	Sell	-503,502.04	94975P405	GVIXX	WELLS FRGO GOVERNMENT CL I MMF	503,502.04
05/10/2019	05/10/2019	Buy	453,262.50	94975P405	GVIXX	WELLS FRGO GOVERNMENT CL I MMF	-453,262.50
05/13/2019	05/13/2019	Buy	5,937.50	94975P405	GVIXX	WELLS FRGO GOVERNMENT CL I MMF	-5,937.50
05/13/2019	05/13/2019	Buy	15,281.25	94975P405	GVIXX	WELLS FRGO GOVERNMENT CL I MMF	-15,281.25

The information contained in this report represents estimated trade date investment calculations. Certain calculations may not be available for all time periods. Please refer to your custody statement for official portfolio holdings and transactions. Note that certain accounting methods may cause differences between this investment report and your custody statement.



# MMF Transaction Detail

Base Currency: USD

01 April 2019 to 30 June 2019

WC-Contra Costa County

Account: XXX235

Primary Benchmark: ICE BofAML US 6-Month Treasury Bill Index

Investment Strategy: Short Duration Fixed Income

Entry Date	Settle Date	Transaction Type	Base Current Units	Identifier	Ticker	Description	Base Amount
05/14/2019	05/14/2019	Sell	-502,915.17	94975P405	GVIXX	WELLS FRGO GOVERNMENT CL I MMF	502,915.17
05/15/2019	05/15/2019	Buy	17,531.36	94975P405	GVIXX	WELLS FRGO GOVERNMENT CL I MMF	-17,531.36
05/15/2019	05/15/2019	Buy	310,105.19	94975P405	GVIXX	WELLS FRGO GOVERNMENT CL I MMF	-310,105.19
05/15/2019	05/15/2019	Buy	18,283.48	94975P405	GVIXX	WELLS FRGO GOVERNMENT CL I MMF	-18,283.48
05/16/2019	05/16/2019	Buy	2,000,000.00	94975P405	GVIXX	WELLS FRGO GOVERNMENT CL I MMF	-2,000,000.00
05/17/2019	05/17/2019	Sell	-993,800.00	94975P405	GVIXX	WELLS FRGO GOVERNMENT CL I MMF	993,800.00
05/20/2019	05/20/2019	Buy	52.50	94975P405	GVIXX	WELLS FRGO GOVERNMENT CL I MMF	-52.50
05/20/2019	05/20/2019	Buy	1,850,439.84	94975P405	GVIXX	WELLS FRGO GOVERNMENT CL I MMF	-1,850,439.84
05/20/2019	05/20/2019	Buy	3,937.50	94975P405	GVIXX	WELLS FRGO GOVERNMENT CL I MMF	-3,937.50
05/20/2019	05/20/2019	Buy	17,081.90	94975P405	GVIXX	WELLS FRGO GOVERNMENT CL I MMF	-17,081.90
05/21/2019	05/21/2019	Buy	4,830.41	94975P405	GVIXX	WELLS FRGO GOVERNMENT CL I MMF	-4,830.41
05/21/2019	05/21/2019	Buy	63,243.77	94975P405	GVIXX	WELLS FRGO GOVERNMENT CL I MMF	-63,243.77
05/22/2019	05/22/2019	Sell	-52.50	94975P405	GVIXX	WELLS FRGO GOVERNMENT CL I MMF	52.50
05/23/2019	05/23/2019	Sell	-989,990.00	94975P405	GVIXX	WELLS FRGO GOVERNMENT CL I MMF	989,990.00
05/24/2019	05/24/2019	Sell	-1,500,374.51	94975P405	GVIXX	WELLS FRGO GOVERNMENT CL I MMF	1,500,374.51
05/28/2019	05/28/2019	Buy	1,006,875.00	94975P405	GVIXX	WELLS FRGO GOVERNMENT CL I MMF	-1,006,875.00
05/29/2019	05/29/2019	Sell	-502,415.61	94975P405	GVIXX	WELLS FRGO GOVERNMENT CL I MMF	502,415.61
05/30/2019	05/30/2019	Sell	-649,945.01	94975P405	GVIXX	WELLS FRGO GOVERNMENT CL I MMF	649,945.01
05/31/2019	05/31/2019	Sell	-994,616.53	94975P405	GVIXX	WELLS FRGO GOVERNMENT CL I MMF	994,616.53
05/31/2019	05/31/2019	Money Market Funds	0.00	94975P405	GVIXX	WELLS FRGO GOVERNMENT CL I MMF	2,758.93
06/03/2019	06/03/2019	Buy	508,971.43	94975P405	GVIXX	WELLS FRGO GOVERNMENT CL I MMF	-508,971.43
06/05/2019	06/05/2019	Sell	-794,729.78	94975P405	GVIXX	WELLS FRGO GOVERNMENT CL I MMF	794,729.78
06/05/2019	06/05/2019	Buy	800,000.00	94975P405	GVIXX	WELLS FRGO GOVERNMENT CL I MMF	-800,000.00
06/06/2019	06/06/2019	Sell	-496,645.83	94975P405	GVIXX	WELLS FRGO GOVERNMENT CL I MMF	496,645.83
06/06/2019	06/06/2019	Sell	-112,000.93	94975P405	GVIXX	WELLS FRGO GOVERNMENT CL I MMF	112,000.93
06/10/2019	06/10/2019	Buy	17,500.00	94975P405	GVIXX	WELLS FRGO GOVERNMENT CL I MMF	-17,500.00
06/14/2019	06/14/2019	Buy	7,425.00	94975P405	GVIXX	WELLS FRGO GOVERNMENT CL I MMF	-7,425.00
06/17/2019	06/17/2019	Buy	18,549.20	94975P405	GVIXX	WELLS FRGO GOVERNMENT CL I MMF	-18,549.20
06/17/2019	06/17/2019	Buy	568,813.34	94975P405	GVIXX	WELLS FRGO GOVERNMENT CL I MMF	-568,813.34
06/18/2019	06/18/2019	Buy	59,837.22	94975P405	GVIXX	WELLS FRGO GOVERNMENT CL I MMF	-59,837.22
06/19/2019	06/19/2019	Buy	63,159.81	94975P405	GVIXX	WELLS FRGO GOVERNMENT CL I MMF	-63,159.81
06/20/2019	06/20/2019	Buy	30.51	94975P405	GVIXX	WELLS FRGO GOVERNMENT CL I MMF	-30.51
06/20/2019	06/20/2019	Buy	71,535.44	94975P405	GVIXX	WELLS FRGO GOVERNMENT CL I MMF	-71,535.44
06/20/2019	06/20/2019	Buy	52,436.08	94975P405	GVIXX	WELLS FRGO GOVERNMENT CL I MMF	-52,436.08
06/20/2019	06/20/2019	Sell	-93.17	94975P405	GVIXX	WELLS FRGO GOVERNMENT CL I MMF	93.17
06/21/2019	06/21/2019	Buy	60,045.12	94975P405	GVIXX	WELLS FRGO GOVERNMENT CL I MMF	-60,045.12
06/24/2019	06/24/2019	Sell	-249,883.33	94975P405	GVIXX	WELLS FRGO GOVERNMENT CL I MMF	249,883.33
06/24/2019	06/24/2019	Sell	-748,967.50	94975P405	GVIXX	WELLS FRGO GOVERNMENT CL I MMF	748,967.50
06/24/2019	06/24/2019	Buy	4,725.35	94975P405	GVIXX	WELLS FRGO GOVERNMENT CL I MMF	-4,725.35
---	---	---	-118,450.96	94975P405	GVIXX	WELLS FRGO GOVERNMENT CL I MMF	123,508.08

The information contained in this report represents estimated trade date investment calculations. Certain calculations may not be available for all time periods. Please refer to your custody statement for official portfolio holdings and transactions. Note that certain accounting methods may cause differences between this investment report and your custody statement.

# MMF Transaction Detail

Base Currency: USD

01 April 2019 to 30 June 2019

WC-Contra Costa County

Account: XXX235

Primary Benchmark: ICE BofAML US 6-Month Treasury Bill Index

Investment Strategy: Short Duration Fixed Income

## Summary

Entry Date	Settle Date	Transaction Type	Base Current Units	Identifier	Ticker	Description	Base Amount
---	---	---	-118,450.96	94975P405	GVI XX	WELLS FRGO GOVERNMENT CL I MMF	124,101.83

\* Grouped by: Status. \* Groups Sorted by: Status. \* Filtered By: Security Type = "MMFUND". \* Showing transactions with Entry Date within selected date range. \* Weighted by: Absolute Value of Base Principal. \* MMF transactions are expanded.

\* The Transaction Detail/Trading Activity reports provide our most up-to-date transactional details. As such, these reports are subject to change even after the other reports on the website have been locked down. While these reports can be useful tools in understanding recent activity, due to their dynamic nature we do not recommend using them for booking journal entries or reconciliation.

The information contained in this report represents estimated trade date investment calculations. Certain calculations may not be available for all time periods. Please refer to your custody statement for official portfolio holdings and transactions. Note that certain accounting methods may cause differences between this investment report and your custody statement.



# Roll Forward

Base Currency: USD

01 April 2019 to 30 June 2019

WC-Contra Costa County

Account: XXX235

Primary Benchmark: ICE BofAML US 6-Month Treasury Bill Index

Investment Strategy: Short Duration Fixed Income

Identifier, Description	Beginning Market Value + Accrued, Base Purchases	Base Sales, Base Maturities and Redemptions	Base Paydowns, Base Net Transferred Value	Base Amortization/ Accretion, Change In Accrued Balance	Net Realized Gain/ Loss, Base Change In Net Unrealized Gain/Loss	Base Change In Cash, Payables/Receivables, Ending Market Value + Accrued
89237WAD9	109,737.81	0.00	-52,250.66	99.60	-0.01	0.00
TAOT 16C A3	0.00	0.00	0.00	-26.47	227.67	57,787.94
438124AC3	0.00	0.00	-44,640.01	105.85	0.00	0.00
HAROT 163 A3	111,935.91	0.00	0.00	28.26	-5.92	67,424.09
43815HAB3	659,623.20	0.00	-184,649.17	-32.92	0.00	0.00
HAROT 183 A2	0.00	0.00	0.00	-136.95	455.06	475,259.22
58772RAB0	496,633.98	0.00	-140,207.69	4.58	0.00	0.00
MBART 181 A2A	0.00	0.00	0.00	-168.87	214.71	356,476.71
055657AC4	252,669.84	0.00	-154,829.31	433.40	0.00	0.00
BMWLT 171 A3	0.00	0.00	0.00	-93.67	-76.72	98,103.53
94975P405	127,190.06	-14,341,477.33	0.00	0.00	0.00	0.00
WELLS FRGO GOVERNMENT CL I MMF	14,223,026.37	0.00	0.00	0.00	0.00	8,739.10
CCYUSD	1.05	0.00	0.00	0.00	0.00	0.23
Cash	0.00	0.00	0.00	0.00	0.00	1.28
CCYUSD	874.25	0.00	0.00	0.00	0.00	-280.47
Receivable	0.00	0.00	0.00	0.00	0.00	593.78
14041NFC0	600,915.83	0.00	-600,000.00	-83.18	0.00	0.00
COMET 161 A	0.00	0.00	0.00	-831.23	-1.42	0.00
9128282K5	998,607.01	0.00	0.00	312.86	0.00	0.00
UNITED STATES TREASURY	0.00	0.00	0.00	3,456.49	2,633.14	1,005,009.50
459058FC2	502,225.47	0.00	0.00	114.29	0.00	0.00
INTERNATIONAL BANK FOR RECONSTRUCTION AND DEVELOPM	0.00	-500,000.00	0.00	-2,690.97	351.21	0.00
79766DKL2	754,905.63	0.00	0.00	0.00	0.00	0.00
SAN FRANCISCO CALIF CITY & CNTY ARPTS COMMN INTL A	0.00	-750,000.00	0.00	-5,378.13	472.50	0.00
797669XS2	752,833.13	0.00	0.00	0.00	0.00	0.00
SAN FRANCISCO CALIF BAY AREA RAPID TRAN DIST SALES	0.00	0.00	0.00	3,770.63	937.50	757,541.25
90331HNK5	704,412.03	0.00	0.00	0.00	0.00	0.00
US BANK NA	0.00	0.00	0.00	-214.07	219.10	704,417.06
06406HCU1	251,911.78	0.00	0.00	-1.49	0.00	0.00
BANK OF NEW YORK MELLON CORP	0.00	-250,000.00	0.00	-2,077.78	167.49	0.00
161571HC1	299,394.30	0.00	-300,000.00	505.45	0.00	0.00
CHAIT 162 A	0.00	0.00	0.00	-182.67	282.92	0.00
798170AB2	150,277.00	0.00	0.00	74.09	0.00	0.00
SUCCESSOR AGENCY TO THE REDEVELOPMENT AGENCY OF TH	0.00	0.00	0.00	786.75	174.91	151,312.75
24422ERR2	707,050.40	0.00	0.00	69.05	0.00	0.00
JOHN DEERE CAPITAL CORP	0.00	-700,000.00	0.00	-7,175.00	55.55	0.00
010831DL6	504,106.67	0.00	0.00	0.00	0.00	0.00
ALAMEDA CNTY CALIF JT PWRS AUTH LEASE REV	0.00	-500,000.00	0.00	-4,141.67	35.00	0.00

The information contained in this report represents estimated trade date investment calculations. Certain calculations may not be available for all time periods. Please refer to your custody statement for official portfolio holdings and transactions. Note that certain accounting methods may cause differences between this investment report and your custody statement.

# Roll Forward

Base Currency: USD

01 April 2019 to 30 June 2019

WC-Contra Costa County

Account: XXX235

Primary Benchmark: ICE BofAML US 6-Month Treasury Bill Index

Investment Strategy: Short Duration Fixed Income

Identifier, Description	Beginning Market Value + Accrued, Base Purchases	Base Sales, Base Maturities and Redemptions	Base Paydowns, Base Net Transferred Value	Base Amortization/ Accretion, Change In Accrued Balance	Net Realized Gain/ Loss, Base Change In Net Unrealized Gain/Loss	Base Change In Cash, Payables/Receivables, Ending Market Value + Accrued
14912L6R7 CATERPILLAR FINANCIAL SERVICES CORP	702,279.55 0.00	0.00 -700,000.00	0.00 0.00	1,070.08 -3,491.25	0.00 141.62	0.00 0.00
3130ABF92 FEDERAL HOME LOAN BANKS	1,003,012.92 0.00	0.00 -1,000,000.00	0.00 0.00	1,302.46 -4,697.92	0.00 382.54	0.00 0.00
313312EK2 FEDERAL FARM CREDIT BANKS	998,992.00 0.00	0.00 -1,000,000.00	0.00 0.00	895.83 0.00	0.00 112.17	0.00 0.00
161571FK5 CHAIT 124 A	473,502.81 0.00	0.00 0.00	0.00 0.00	1,265.48 0.00	0.00 76.58	0.00 474,844.88
17305EFW0 CCCIT 16A1 A1	450,392.11 0.00	0.00 0.00	0.00 0.00	1,104.63 -1,968.75	0.00 485.85	0.00 450,013.84
65478GAD2 NAROT 17B A3	446,775.70 0.00	0.00 0.00	0.00 0.00	712.19 0.00	0.00 1,482.82	0.00 448,970.71
57636QAA2 MASTERCARD INC	505,000.00 0.00	0.00 -500,000.00	0.00 0.00	0.00 -5,000.00	0.00 0.00	0.00 0.00
78607QAT2 SACRAMENTO CALIF SUBN WTR DIST REV	505,655.00 0.00	0.00 0.00	0.00 0.00	0.00 -3,390.00	0.00 505.00	0.00 502,770.00
3134G9Q75 FEDERAL HOME LOAN MORTGAGE CORP	499,088.47 0.00	0.00 0.00	0.00 0.00	1,380.34 1,562.50	0.00 312.16	0.00 502,343.47
084670BL1 BERKSHIRE HATHAWAY INC	700,441.47 0.00	0.00 0.00	0.00 0.00	747.66 3,675.00	0.00 480.84	0.00 705,344.97
17305EFS9 CCCIT 14A6 A6	401,255.56 0.00	0.00 0.00	0.00 0.00	530.65 2,150.00	0.00 -13.37	0.00 403,922.84
14041NFE6 COMET 163 A	249,457.96 0.00	0.00 0.00	-250,000.00 0.00	697.83 -148.89	0.00 -6.90	0.00 0.00
02587AAJ3 AMXCA 171 A	497,387.19 0.00	0.00 0.00	0.00 0.00	1,070.89 0.00	0.00 948.31	0.00 499,406.39
09247XAE1 BLACKROCK INC	721,883.87 0.00	0.00 0.00	0.00 0.00	-3,711.97 -8,750.00	0.00 982.67	0.00 710,404.57
931142EF6 WALMART INC	700,305.79 0.00	0.00 0.00	0.00 0.00	0.00 -65.42	0.00 35.00	0.00 700,275.37
544351MK2 LOS ANGELES CALIF	757,015.00 0.00	0.00 0.00	0.00 0.00	-2,643.05 7,500.00	0.00 123.05	0.00 761,995.00
07330NAL9 BRANCH BANKING AND TRUST CO	451,979.63 0.00	0.00 -450,000.00	0.00 0.00	577.76 -2,555.63	0.00 -1.76	0.00 0.00
459058FC2 INTERNATIONAL BANK FOR RECONSTRUCTION AND DEVELOPM	301,335.28 0.00	0.00 -300,000.00	0.00 0.00	253.13 -1,614.58	0.00 26.18	0.00 0.00
369550BA5 GENERAL DYNAMICS CORP	253,622.64 0.00	0.00 0.00	0.00 0.00	57.16 -1,796.88	0.00 355.09	0.00 252,238.01
4581XOCH9 INTER-AMERICAN DEVELOPMENT BANK	1,004,167.44 0.00	0.00 0.00	0.00 0.00	2,294.68 -4,375.00	0.00 -72.68	0.00 1,002,014.44
3130ACLX0 FEDERAL HOME LOAN BANKS	500,934.49 0.00	0.00 0.00	0.00 0.00	1,329.10 -2,031.25	0.00 181.90	0.00 500,414.24

The information contained in this report represents estimated trade date investment calculations. Certain calculations may not be available for all time periods. Please refer to your custody statement for official portfolio holdings and transactions. Note that certain accounting methods may cause differences between this investment report and your custody statement.

# Roll Forward

Base Currency: USD

01 April 2019 to 30 June 2019

WC-Contra Costa County

Account: XXX235

Primary Benchmark: ICE BofAML US 6-Month Treasury Bill Index

Investment Strategy: Short Duration Fixed Income

Identifier, Description	Beginning Market Value + Accrued, Base Purchases	Base Sales, Base Maturities and Redemptions	Base Paydowns, Base Net Transferred Value	Base Amortization/ Accretion, Change In Accrued Balance	Net Realized Gain/ Loss, Base Change In Net Unrealized Gain/Loss	Base Change In Cash, Payables/Receivables, Ending Market Value + Accrued
14041NFF3 COMET 164 A	398,357.72 0.00	0.00 0.00	0.00 0.00	1,387.20 0.00	0.00 -45.68	0.00 399,699.24
313312LV0 FEDERAL FARM CREDIT BANKS	988,686.00 0.00	0.00 0.00	0.00 0.00	6,496.39 0.00	0.00 137.61	0.00 995,320.00
02665WCL3 AMERICAN HONDA FINANCE CORP	702,617.20 0.00	0.00 0.00	0.00 0.00	-123.37 13.38	0.00 103.77	0.00 702,610.98
92348XAB1 VZOT 18A A1B	800,566.76 0.00	0.00 0.00	0.00 0.00	0.00 -85.45	0.00 -558.24	0.00 799,923.07
22546QAC1 CREDIT SUISSE FIRST BOSTON NEW YORK BRANCH	660,434.23 0.00	0.00 0.00	0.00 0.00	-3,935.75 8,612.50	0.00 158.60	0.00 665,269.58
40428HPN6 HSBC USA INC (NEW)	503,286.08 0.00	0.00 0.00	0.00 0.00	783.42 -2,968.75	0.00 345.08	0.00 501,445.83
3133EFLA3 FEDERAL FARM CREDIT BANKS FUNDING CORP	499,688.33 0.00	0.00 0.00	0.00 0.00	1,817.53 -1,550.00	0.00 75.47	0.00 500,031.33
313312NG1 FEDERAL FARM CREDIT BANKS	493,200.00 0.00	0.00 0.00	0.00 0.00	3,324.03 0.00	0.00 132.97	0.00 496,657.00
166764AR1 CHEVRON CORP	198,984.64 0.00	0.00 0.00	0.00 0.00	505.76 980.50	0.00 413.64	0.00 200,884.54
65478GAD2 NAROT 17B A3	297,850.46 0.00	0.00 0.00	0.00 0.00	516.52 0.00	0.00 946.82	0.00 299,313.80
05531FAS2 BB&T CORP	250,789.81 0.00	0.00 0.00	0.00 0.00	407.47 1,531.25	0.00 162.53	0.00 252,891.06
313312NS5 FEDERAL FARM CREDIT BANKS	985,793.00 0.00	0.00 0.00	0.00 0.00	6,774.44 0.00	0.00 257.56	0.00 992,825.00
313384FV6 FEDERAL HOME LOAN BANKS	996,706.00 0.00	0.00 -1,000,000.00	0.00 0.00	3,334.72 0.00	0.00 -40.72	0.00 0.00
912828U73 UNITED STATES TREASURY	996,619.90 0.00	0.00 0.00	0.00 0.00	3,387.19 -3,440.80	0.00 870.81	0.00 997,437.09
037833DH0 APPLE INC	501,859.50 0.00	0.00 0.00	0.00 0.00	1,395.07 -2,250.00	0.00 -500.57	0.00 500,504.00
313384LA5 FEDERAL HOME LOAN BANKS	989,958.00 0.00	0.00 0.00	0.00 0.00	6,622.78 0.00	0.00 -202.78	0.00 996,378.00
313312QL7 FEDERAL FARM CREDIT BANKS	983,076.00 0.00	0.00 0.00	0.00 0.00	6,749.17 0.00	0.00 686.83	0.00 990,512.00
06051GFE4 BANK OF AMERICA CORP	746,708.57 0.00	0.00 -740,000.00	0.00 0.00	0.00 -6,708.57	0.00 0.00	0.00 0.00
45905UK60 INTERNATIONAL BANK FOR RECONSTRUCTION AND DEVELOPM	502,486.96 0.00	0.00 0.00	0.00 0.00	71.84 -162.44	0.00 -25.84	0.00 502,370.52
912828U32 UNITED STATES TREASURY	994,761.53 0.00	0.00 0.00	0.00 0.00	3,848.95 -2,507.36	0.00 955.05	0.00 997,058.17

The information contained in this report represents estimated trade date investment calculations. Certain calculations may not be available for all time periods. Please refer to your custody statement for official portfolio holdings and transactions. Note that certain accounting methods may cause differences between this investment report and your custody statement.

# Roll Forward

Base Currency: USD

01 April 2019 to 30 June 2019

WC-Contra Costa County

Account: XXX235

Primary Benchmark: ICE BofAML US 6-Month Treasury Bill Index

Investment Strategy: Short Duration Fixed Income

Identifier, Description	Beginning Market Value + Accrued, Base Purchases	Base Sales, Base Maturities and Redemptions	Base Paydowns, Base Net Transferred Value	Base Amortization/ Accretion, Change In Accrued Balance	Net Realized Gain/ Loss, Base Change In Net Unrealized Gain/Loss	Base Change In Cash, Payables/Receivables, Ending Market Value + Accrued
313384FR5 FEDERAL HOME LOAN BANKS	1,993,950.00 0.00	0.00 -2,000,000.00	0.00 0.00	6,025.00 0.00	0.00 25.00	0.00 0.00
67983UUR2 Old Line Funding, LLC	991,746.56 0.00	0.00 0.00	0.00 0.00	6,850.28 0.00	0.00 -347.34	0.00 998,249.50
459058FK4 INTERNATIONAL BANK FOR RECONSTRUCTION AND DEVELOPM	497,501.53 0.00	0.00 0.00	0.00 0.00	2,179.33 1,093.75	0.00 -67.33	0.00 500,707.28
313384EC9 FEDERAL HOME LOAN BANKS	999,462.00 0.00	0.00 -1,000,000.00	0.00 0.00	533.33 0.00	0.00 4.67	0.00 0.00
69353RFD5 PNC BANK NA	683,675.74 0.00	0.00 0.00	0.00 0.00	-261.37 -72.03	0.00 1,163.73	0.00 684,506.07
48306BR31 Kaiser Foundation Hospitals	799,709.45 0.00	0.00 -800,000.00	0.00 0.00	111.11 0.00	0.00 179.44	0.00 0.00
05522RCW6 BACCT 171 A	746,045.22 0.00	0.00 0.00	0.00 0.00	1,350.41 0.00	0.00 1,739.07	0.00 749,134.70
438516BP0 HONEYWELL INTERNATIONAL INC	502,447.17 0.00	0.00 0.00	0.00 0.00	-90.41 -105.69	0.00 85.41	0.00 502,336.48
369550BA5 GENERAL DYNAMICS CORP	507,245.28 0.00	0.00 0.00	0.00 0.00	-266.24 -3,593.75	0.00 1,090.73	0.00 504,476.03
17325FAN8 CITIBANK NA	711,219.13 0.00	0.00 0.00	0.00 0.00	-431.47 -5,337.50	0.00 1,897.27	0.00 707,347.43
313370US5 FEDERAL HOME LOAN BANKS	1,008,212.22 0.00	0.00 0.00	0.00 0.00	-894.88 7,187.50	0.00 5,315.88	0.00 1,019,820.72
69371RM78 PACCAR INC	702,274.22 0.00	0.00 0.00	0.00 0.00	-25.28 4,375.00	0.00 3,127.68	0.00 709,751.62
48306BT54 Kaiser Foundation Hospitals	0.00 796,472.00	0.00 -800,000.00	0.00 0.00	3,528.00 0.00	0.00 0.00	0.00 0.00
637432MU6 NATIONAL RURAL UTILITIES COOP FINANCE CORP	0.00 698,509.00	0.00 0.00	0.00 0.00	277.40 731.11	0.00 1,627.30	0.00 701,144.81
92826CAB8 VISA INC	0.00 671,024.25	0.00 0.00	0.00 0.00	496.97 701.25	0.00 4,537.86	0.00 676,760.32
857477AS2 STATE STREET CORP	0.00 699,461.00	0.00 0.00	0.00 0.00	83.60 6,594.58	0.00 3,566.20	0.00 709,705.38
24422ETZ2 JOHN DEERE CAPITAL CORP	0.00 696,430.00	0.00 0.00	0.00 0.00	398.56 7,905.14	0.00 5,260.94	0.00 709,994.64
313384MB2 FEDERAL HOME LOAN BANKS	0.00 989,422.08	0.00 0.00	0.00 0.00	4,989.58 0.00	0.00 548.34	0.00 994,960.00
313384LN7 FEDERAL HOME LOAN BANKS	0.00 990,333.33	0.00 0.00	0.00 0.00	4,933.34 0.00	0.00 473.33	0.00 995,740.00
912828XM7 UNITED STATES TREASURY	0.00 495,410.16	0.00 0.00	0.00 0.00	621.33 3,389.16	0.00 2,308.51	0.00 501,729.16
9128286D7 UNITED STATES TREASURY	0.00 501,328.13	0.00 0.00	0.00 0.00	-117.48 4,177.99	0.00 4,355.85	0.00 509,744.49

The information contained in this report represents estimated trade date investment calculations. Certain calculations may not be available for all time periods. Please refer to your custody statement for official portfolio holdings and transactions. Note that certain accounting methods may cause differences between this investment report and your custody statement.

# Roll Forward

Base Currency: USD

01 April 2019 to 30 June 2019

WC-Contra Costa County

Account: XXX235

Primary Benchmark: ICE BofAML US 6-Month Treasury Bill Index

Investment Strategy: Short Duration Fixed Income

Identifier, Description	Beginning Market Value + Accrued, Base Purchases	Base Sales, Base Maturities and Redemptions	Base Paydowns, Base Net Transferred Value	Base Amortization/ Accretion, Change In Accrued Balance	Net Realized Gain/ Loss, Base Change In Net Unrealized Gain/Loss	Base Change In Cash, Payables/Receivables, Ending Market Value + Accrued
48125LRKO	0.00	0.00	0.00	61.81	0.00	0.00
JPMORGAN CHASE BANK NA	499,190.00	0.00	0.00	5,425.00	1,297.69	505,974.50
88602UVF4	0.00	0.00	0.00	3,100.00	0.00	0.00
Thunder Bay Funding, LLC	993,800.00	0.00	0.00	0.00	-14.67	996,885.33
06050TML3	0.00	0.00	0.00	0.00	0.00	0.00
BANK OF AMERICA NA	500,000.00	0.00	0.00	1,517.23	336.50	501,853.73
14042WAB6	0.00	0.00	0.00	2.69	0.00	0.00
COPAR 191 A2	649,945.01	0.00	0.00	745.33	2,504.23	653,197.26
45905UV43	0.00	0.00	0.00	-12.71	0.00	0.00
INTERNATIONAL BANK FOR RECONSTRUCTION AND DEVELOPM	1,000,100.00	0.00	0.00	870.91	-157.29	1,000,800.91
313396NJ8	0.00	0.00	0.00	2,535.00	0.00	0.00
FEDERAL HOME LOAN MORTGAGE CORP	989,990.00	0.00	0.00	0.00	671.00	993,196.00
14913Q2J7	0.00	0.00	0.00	-172.69	0.00	0.00
CATERPILLAR FINANCIAL SERVICES CORP	501,842.00	0.00	0.00	1,884.72	1,110.69	504,664.72
313384KT5	0.00	0.00	0.00	2,010.69	0.00	0.00
FEDERAL HOME LOAN BANKS	994,616.53	0.00	0.00	0.00	180.78	996,808.00
48306BWB7	0.00	0.00	0.00	1,398.22	0.00	0.00
Kaiser Foundation Hospitals, Inc.	794,729.78	0.00	0.00	0.00	-428.00	795,700.00
313384LX5	0.00	0.00	0.00	798.61	0.00	0.00
FEDERAL HOME LOAN BANKS	496,645.83	0.00	0.00	0.00	155.56	497,600.00
53127UUF5	0.00	0.00	0.00	344.17	0.00	0.00
Liberty Street Funding LLC	748,967.50	0.00	0.00	0.00	-171.23	749,140.44
63763QU13	0.00	0.00	0.00	116.67	0.00	0.00
National Securities Clearing Corporation	249,883.33	0.00	0.00	0.00	-48.98	249,951.02
438124AC3	76,551.06	0.00	-52,009.39	105.27	0.00	0.00
HAROT 163 A3	0.00	0.00	0.00	-21.79	117.63	24,742.79
92868LAB7	683,529.70	0.00	-157,574.38	1.35	0.00	0.00
VALET 181 A2A	0.00	0.00	0.00	-135.30	837.55	526,658.93
47788CAB8	95,117.44	0.00	-42,072.23	1.01	0.00	0.00
JDOT 2018 A2	0.00	0.00	0.00	-45.25	76.88	53,077.85
05584PAB3	86,310.79	0.00	-86,346.79	0.65	0.01	0.00
BMWLT 172 A2A	0.00	0.00	0.00	-47.49	82.84	0.00
---	44,575,282.52	-14,341,477.33	-2,064,579.63	94,481.68	-0.01	-280.24
---	29,293,062.21	-12,990,000.00	0.00	-11,369.27	59,996.35	44,615,116.28

\* Weighted by: Ending Base Market Value + Accrued.      \* Holdings Displayed by: Lot.

The information contained in this report represents estimated trade date investment calculations. Certain calculations may not be available for all time periods. Please refer to your custody statement for official portfolio holdings and transactions. Note that certain accounting methods may cause differences between this investment report and your custody statement.

# Shock Analysis

Base Currency: USD

01 April 2019 to 30 June 2019

WC-Contra Costa County

Account: XXX235

Primary Benchmark: ICE BofAML US 6-Month Treasury Bill Index

Investment Strategy: Short Duration Fixed Income

Identifier, Description	Security Type	Base Market Value	Book Yield, Yield	Duration	-50 Basis Point Shock, -100 Basis Point Shock, -200 Basis Point Shock	50 Basis Point Shock, 100 Basis Point Shock, 200 Basis Point Shock
02587AAJ3 AMXCA 171 A	ABS	498,977.50	2.82 2.56	0.78	500,913.58 502,849.74 506,722.33	497,041.51 495,105.61 491,234.07
02665WCL3 AMERICAN HONDA FINANCE CORP	CORP	700,480.90	2.66 2.19	0.14	700,957.24 701,433.62 702,386.49	700,004.59 699,528.32 698,575.87
037833DH0 APPLE INC	CORP	499,304.00	2.94 2.17	0.37	500,237.72 501,171.47 503,039.09	498,370.32 497,436.68 495,569.51
05522RCW6 BACCT 171 A	ABS	748,484.70	2.70 2.25	0.70	751,108.21 753,731.88 758,979.65	745,861.34 743,238.12 737,992.14
05531FAS2 BB&T CORP	CORP	250,066.75	3.12 2.38	0.47	250,660.48 251,253.85 252,439.53	249,472.66 248,878.22 247,688.27
055657AC4 BMWLT 171 A3	ABS	98,044.19	2.77 2.45	0.10	98,094.68 98,145.18 98,246.18	97,993.70 97,943.21 97,842.24
06050TML3 BANK OF AMERICA NA	CORP	500,336.50	2.88 2.13	0.12	500,626.87 500,917.59 501,500.08	500,046.48 499,756.81 499,178.52
084670BL1 BERKSHIRE HATHAWAY INC	CORP	699,750.80	2.54 2.36	0.13	700,195.15 700,639.52 701,528.31	699,306.47 698,862.15 697,973.57
09247XAE1 BLACKROCK INC	CORP	708,362.90	2.81 2.31	0.45	709,946.13 711,529.42 714,696.23	706,779.74 705,196.66 702,030.70
14041NFF3 COMET 164 A	ABS	399,462.80	2.78 2.37	0.13	399,720.46 399,978.13 400,493.49	399,205.15 398,947.51 398,432.27
14042WAB6 COPAR 191 A2	ABS	652,451.93	2.60 2.20	0.95	655,567.51 658,683.34 664,915.72	649,336.59 646,221.50 639,992.06
14913Q2J7 CATERPILLAR FINANCIAL SERVICES CORP	CORP	502,780.00	2.56 2.31	0.86	504,952.09 507,124.32 511,469.24	500,608.07 498,436.28 494,093.17
161571FK5 CHAIT 124 A	ABS	474,511.32	2.68 2.38	0.13	474,817.39 475,123.46 475,735.65	474,205.27 473,899.22 473,287.18
166764AR1 CHEVRON CORP	CORP	199,599.00	3.00 2.26	0.63	200,224.62 200,850.01 202,100.06	198,973.14 198,347.04 197,094.11
17305EFS9 CCCIT 14A6 A6	ABS	399,957.28	2.67 2.37	0.05	400,051.27 400,145.26 400,333.24	399,863.29 399,769.30 399,581.32
17305EFW0 CCCIT 16A1 A1	ABS	449,095.09	2.75 2.27	0.39	449,964.11 450,833.16 452,571.36	448,226.11 447,357.16 445,619.37

The information contained in this report represents estimated trade date investment calculations. Certain calculations may not be available for all time periods. Please refer to your custody statement for official portfolio holdings and transactions. Note that certain accounting methods may cause differences between this investment report and your custody statement.

# Shock Analysis

Base Currency: USD

01 April 2019 to 30 June 2019

WC-Contra Costa County

Account: XXX235

Primary Benchmark: ICE BofAML US 6-Month Treasury Bill Index

Investment Strategy: Short Duration Fixed Income

Identifier, Description	Security Type	Base Market Value	Book Yield, Yield	Duration	-50 Basis Point Shock, -100 Basis Point Shock, -200 Basis Point Shock	50 Basis Point Shock, 100 Basis Point Shock, 200 Basis Point Shock
17325FAN8 CITIBANK NA	CORP	703,789.10	2.79 2.33	0.75	706,428.33 709,067.59 714,346.22	701,149.91 698,510.75 693,232.55
22546QAC1 CREDIT SUISSE FIRST BOSTON NEW YORK BRANCH	CORP	652,063.75	2.82 2.97	0.12	652,468.04 652,872.34 653,681.00	651,659.48 651,255.22 650,446.76
24422ETZ2 JOHN DEERE CAPITAL CORP	CORP	702,089.50	2.66 2.15	1.48	707,288.74 712,488.50 722,889.60	696,890.79 691,692.61 681,297.82
3130ACLX0 FEDERAL HOME LOAN BANKS	AGCY BOND	499,037.50	2.71 2.19	0.34	499,875.90 500,714.34 502,391.33	498,199.14 497,360.81 495,684.27
313312LV0 FEDERAL FARM CREDIT BANKS	AGCY DISC	995,320.00	2.62 2.09	0.22	996,414.88 997,509.80 999,699.81	994,225.17 993,130.40 990,940.99
313312NG1 FEDERAL FARM CREDIT BANKS	AGCY DISC	496,657.00	2.68 2.09	0.32	497,439.25 498,221.52 499,786.14	495,874.78 495,092.58 493,528.26
313312NS5 FEDERAL FARM CREDIT BANKS	AGCY DISC	992,825.00	2.73 2.12	0.34	994,522.77 996,220.61 999,616.52	991,127.31 989,429.69 986,034.67
313312QL7 FEDERAL FARM CREDIT BANKS	AGCY DISC	990,512.00	2.73 2.05	0.46	992,770.42 995,028.93 999,546.26	988,253.68 985,995.46 981,479.32
313370US5 FEDERAL HOME LOAN BANKS	AGCY BOND	1,011,036.00	2.51 1.94	1.17	1,016,971.03 1,022,906.57 1,034,078.63	1,005,101.47 999,167.45 987,300.92
313384KT5 FEDERAL HOME LOAN BANKS	AGCY DISC	996,808.00	2.36 2.10	0.15	997,550.63 998,293.29 999,778.69	996,065.39 995,322.81 993,837.71
313384LA5 FEDERAL HOME LOAN BANKS	AGCY DISC	996,378.00	2.66 2.11	0.17	997,214.97 998,051.96 999,726.03	995,541.05 994,704.13 993,030.37
313384LN7 FEDERAL HOME LOAN BANKS	AGCY DISC	995,740.00	2.43 2.08	0.20	996,740.73 997,741.49 999,743.07	994,739.29 993,738.61 991,737.32
313384LX5 FEDERAL HOME LOAN BANKS	AGCY DISC	497,600.00	2.32 2.09	0.23	498,159.81 498,719.65 499,839.40	497,040.21 496,480.45 495,361.00
313384MB2 FEDERAL HOME LOAN BANKS	AGCY DISC	994,960.00	2.42 2.10	0.24	996,134.08 997,308.20 999,656.61	993,785.97 992,611.99 990,264.19
313396NJ8 FEDERAL HOME LOAN MORTGAGE CORP	AGCY DISC	993,196.00	2.37 2.09	0.32	994,785.15 996,374.38 999,553.05	991,606.92 990,017.92 986,840.14
3133EFLA3 FEDERAL FARM CREDIT BANKS FUNDING CORP	AGCY BOND	498,843.00	2.73 1.97	0.32	499,628.69 500,414.41 501,940.34	498,057.33 497,271.69 495,700.49

The information contained in this report represents estimated trade date investment calculations. Certain calculations may not be available for all time periods. Please refer to your custody statement for official portfolio holdings and transactions. Note that certain accounting methods may cause differences between this investment report and your custody statement.



# Shock Analysis

Base Currency: USD

01 April 2019 to 30 June 2019

WC-Contra Costa County

Account: XXX235

Primary Benchmark: ICE BofAML US 6-Month Treasury Bill Index

Investment Strategy: Short Duration Fixed Income

Identifier, Description	Security Type	Base Market Value	Book Yield, Yield	Duration	-50 Basis Point Shock, -100 Basis Point Shock, -200 Basis Point Shock	50 Basis Point Shock, 100 Basis Point Shock, 200 Basis Point Shock
3134G9Q75 FEDERAL HOME LOAN MORTGAGE CORP	AGCY BOND	499,652.50	2.38 2.13	0.08	499,842.37 500,032.24 500,411.97	499,462.63 499,272.76 498,893.03
369550BA5 GENERAL DYNAMICS CORP	CORP	753,719.25	2.76 2.29	0.85	756,933.98 760,148.93 766,579.51	750,504.75 747,290.48 740,862.61
40428HPN6 HSBC USA INC (NEW)	CORP	499,862.50	3.02 2.44	0.37	500,794.76 501,727.06 503,591.77	498,930.28 497,998.09 496,133.83
438124AC3 HAROT 163 A3	ABS	92,128.24	2.20 2.52	0.08	92,166.02 92,203.79 92,279.35	92,090.47 92,052.70 91,977.17
43815HAB3 HAROT 183 A2	ABS	474,907.44	2.66 2.30	0.33	475,681.55 476,455.71 478,004.12	474,133.36 473,359.31 471,811.33
438516BP0 HONEYWELL INTERNATIONAL INC	CORP	500,078.00	2.60 2.29	0.08	500,283.04 500,488.09 500,898.23	499,872.97 499,667.96 499,257.97
4581X0CH9 INTER-AMERICAN DEVELOPMENT BANK	SUPRANATIONAL	998,320.00	2.69 2.31	0.29	999,792.55 1,001,265.14 1,004,210.49	996,847.50 995,375.06 992,430.31
459058FK4 INTERNATIONAL BANK FOR RECONSTRUCTION AND DEVELOPM	SUPRANATIONAL	499,054.50	2.63 2.32	0.13	499,378.89 499,703.30 500,352.14	498,730.12 498,405.75 497,757.06
45905UK60 INTERNATIONAL BANK FOR RECONSTRUCTION AND DEVELOPM	SUPRANATIONAL	500,002.00	2.54 2.45	0.06	500,144.50 500,287.00 500,572.00	499,859.50 499,717.00 499,432.00
45905UV43 INTERNATIONAL BANK FOR RECONSTRUCTION AND DEVELOPM	SUPRANATIONAL	999,930.00	2.44 2.01	0.04	1,000,149.98 1,000,369.97 1,000,809.94	999,710.02 999,490.03 999,050.06
47788CAB8 JDOT 2018 A2	ABS	53,020.82	2.44 2.48	0.16	53,063.50 53,106.18 53,191.55	52,978.14 52,935.46 52,850.10
48125LRK0 JPMORGAN CHASE BANK NA	CORP	500,549.50	2.70 2.39	0.69	502,284.92 504,017.38 507,473.40	498,811.11 497,069.75 493,578.15
48306BWB7 Kaiser Foundation Hospitals, Inc.	CP	795,700.00	2.44 2.67	0.20	796,507.65 797,315.31 798,930.70	794,892.37 794,084.77 792,469.62
53127UUF5 Liberty Street Funding LLC	CP	749,140.44	2.38 2.43	0.05	749,312.74 749,485.04 749,829.65	748,968.14 748,795.84 748,451.23
544351MK2 LOS ANGELES CALIF	MUNI	751,995.00	2.55 2.48	0.18	752,668.04 753,341.11 754,687.29	751,321.97 750,648.97 749,303.01
58772RAB0 MBART 181 A2A	ABS	356,048.32	2.73 2.40	0.32	356,625.13 357,201.97 358,355.72	355,471.53 354,894.77 353,741.34

The information contained in this report represents estimated trade date investment calculations. Certain calculations may not be available for all time periods. Please refer to your custody statement for official portfolio holdings and transactions. Note that certain accounting methods may cause differences between this investment report and your custody statement.



# Shock Analysis

Base Currency: USD

01 April 2019 to 30 June 2019

WC-Contra Costa County

Account: XXX235

Primary Benchmark: ICE BofAML US 6-Month Treasury Bill Index

Investment Strategy: Short Duration Fixed Income

Identifier, Description	Security Type	Base Market Value	Book Yield, Yield	Duration	-50 Basis Point Shock, -100 Basis Point Shock, -200 Basis Point Shock	50 Basis Point Shock, 100 Basis Point Shock, 200 Basis Point Shock
637432MU6 NATIONAL RURAL UTILITIES COOP FINANCE CORP	CORP	700,413.70	2.53 2.28	0.89	703,540.70 706,666.99 712,917.49	697,286.00 694,157.60 687,898.71
63763QU13 National Securities Clearing Corporation	CP	249,951.02	2.42 2.35	0.01	249,961.02 249,971.02 249,991.01	249,941.02 249,931.02 249,911.03
65478GAD2 NAROT 17B A3	ABS	747,701.18	3.27 2.31	0.55	749,757.42 751,813.79 755,926.93	745,645.06 743,589.08 739,477.51
67983UUR2 Old Line Funding, LLC	CP	998,249.50	2.73 2.34	0.07	998,613.86 998,978.22 999,706.94	997,885.14 997,520.78 996,792.06
69353RFD5 PNC BANK NA	CORP	682,221.56	2.77 2.03	0.13	682,648.01 683,074.58 683,928.07	681,795.23 681,369.02 680,516.96
69371RM78 PACCAR INC	CORP	703,091.90	2.48 2.10	1.10	706,959.06 710,826.54 718,562.45	699,225.05 695,358.52 687,626.41
78607QAT2 SACRAMENTO CALIF SUBN WTR DIST REV	MUNI	500,510.00	2.71 2.42	0.34	501,370.90 502,231.83 503,953.81	499,649.14 498,788.32 497,066.79
797669XS2 SAN FRANCISCO CALIF BAY AREA RAPID TRAN DIST SALES	MUNI	750,000.00	2.01 2.00	0.01	750,041.25 750,082.50 750,165.00	749,958.75 749,917.50 749,835.00
798170AB2 SUCCESSOR AGENCY TO THE REDEVELOPMENT AGENCY OF TH	MUNI	150,001.50	2.30 2.10	0.10	150,072.75 150,144.01 150,286.53	149,930.25 149,859.01 149,716.53
857477AS2 STATE STREET CORP	CORP	703,110.80	2.61 2.15	1.11	707,013.22 710,915.96 718,722.39	699,208.69 695,306.90 687,504.27
88602UVF4 Thunder Bay Funding, LLC	CP	996,885.33	2.50 2.39	0.13	997,533.32 998,181.33 999,477.43	996,237.37 995,589.43 994,293.63
89237WAD9 TAOT 16C A3	ABS	57,758.62	1.52 2.36	0.14	57,799.92 57,841.22 57,923.82	57,717.33 57,676.03 57,593.44
90331HNK5 US BANK NA	CORP	700,460.60	2.77 2.18	0.04	700,597.22 700,733.92 701,007.52	700,324.05 700,187.56 699,914.80
9128282K5 UNITED STATES TREASURY	US GOV	999,274.00	1.50 2.16	0.09	999,718.69 1,000,163.40 1,001,052.91	998,829.34 998,384.70 997,495.49
9128286D7 UNITED STATES TREASURY	US GOV	505,566.50	2.35 1.82	1.62	509,669.39 513,772.73 520,486.74	501,464.05 497,362.04 489,159.35
912828U32 UNITED STATES TREASURY	US GOV	995,781.00	2.57 2.12	0.38	997,673.02 999,565.12 1,003,349.53	993,889.05 991,997.18 988,213.66

The information contained in this report represents estimated trade date investment calculations. Certain calculations may not be available for all time periods. Please refer to your custody statement for official portfolio holdings and transactions. Note that certain accounting methods may cause differences between this investment report and your custody statement.

# Shock Analysis

Base Currency: USD

01 April 2019 to 30 June 2019

WC-Contra Costa County

Account: XXX235

Primary Benchmark: ICE BofAML US 6-Month Treasury Bill Index

Investment Strategy: Short Duration Fixed Income

Identifier, Description	Security Type	Base Market Value	Book Yield, Yield	Duration	-50 Basis Point Shock, -100 Basis Point Shock, -200 Basis Point Shock	50 Basis Point Shock, 100 Basis Point Shock, 200 Basis Point Shock
912828U73 UNITED STATES TREASURY	US GOV	996,836.00	2.76 2.06	0.46	999,133.76 1,001,431.61 1,006,027.63	994,538.34 992,240.79 987,645.97
912828XM7 UNITED STATES TREASURY	US GOV	498,340.00	2.37 1.93	1.07	501,003.73 503,667.68 508,639.17	495,676.48 493,013.17 487,687.19
92348XAB1 VZOT 18A A1B	ABS	799,281.92	2.64 2.14	0.06	799,529.70 799,777.47 800,273.03	799,034.14 798,786.37 798,290.81
92826CAB8 VISA INC	CORP	676,059.07	2.56 2.08	1.38	680,720.51 685,381.96 694,704.92	671,397.66 666,736.25 657,413.50
92868LAB7 VALET 181 A2A	ABS	526,208.23	2.83 2.27	0.44	527,368.55 528,528.94 530,849.91	525,047.97 523,887.78 521,567.60
931142EF6 WALMART INC	CORP	699,951.00	2.42 2.05	0.22	700,720.97 701,491.00 703,031.20	699,181.08 698,411.21 696,871.64
94975P405 WELLS FRGO GOVERNMENT CL I MMF	MMFUND	8,739.10	2.18 2.18	0.00	8,739.10 8,739.10 8,739.10	8,739.10 8,739.10 8,739.10
CCYUSD Cash	CASH	1.28	0.00 0.00	0.00	1.28 1.28 1.28	1.28 1.28 1.28
CCYUSD Receivable	CASH	593.78	0.00 0.00	0.00	593.78 593.78 593.78	593.78 593.78 593.78
---	---	44,469,616.61	2.59 2.22	0.40	44,558,841.68 44,648,067.76 44,823,925.80	44,380,392.55 44,291,169.50 44,112,726.43

\* Weighted by: Ending Base Market Value + Accrued, except Book Yield by Base Book Value + Accrued.

\*The shock analysis includes a yield floor of 0.

The information contained in this report represents estimated trade date investment calculations. Certain calculations may not be available for all time periods. Please refer to your custody statement for official portfolio holdings and transactions. Note that certain accounting methods may cause differences between this investment report and your custody statement.



CalTRUST  
 c/o Gemini Fund Services LLC  
 PO Box 541150  
 Omaha, NE 68154-9150  
 www.caltrust.org  
 Email: CalTRUSTSupport@thegeminicompanies.com  
 Fax: 402-963-9094  
 Phone: 833-CALTRUST (225-8787)

# Page 98 Investment Account Summary

06/01/2019 through 06/30/2019

## SUMMARY OF INVESTMENTS

Fund	Account Number	Total Shares Owned	Net Asset Value per Share on Jun 30 (\$)	Value on Jun 30 (\$)	Average Cost Amount (\$)	Cumulative Unrealized Gain/(Loss) (\$)
<b>CONTRA COSTA COUNTY</b>	<b>20100000410</b>					
CalTRUST Liquidity Fund	20100000410	102,610,805.750	1.00	102,610,805.75	102,610,805.75	0.00
<b>Portfolios Total value as of 06/30/2019</b>				<b>102,610,805.75</b>		

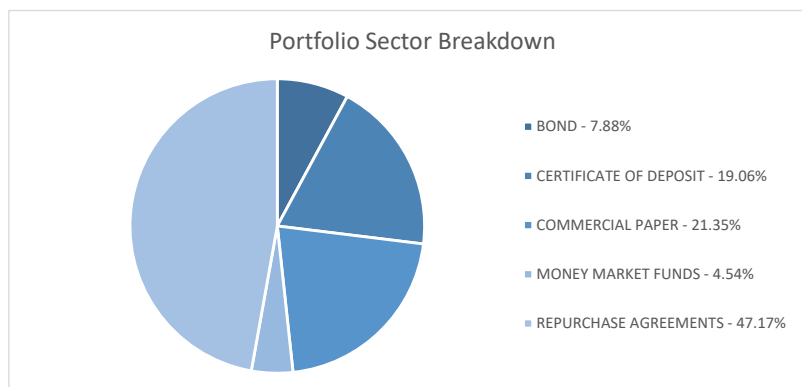
## DETAIL OF TRANSACTION ACTIVITY

Activity Description	Activity Date	Amount (\$)	Amount in Shares	Balance in Shares	Price per Share (\$)	Balance (\$)	Average Cost Amt (\$)	Realized Gain/(Loss) (\$)
<b>CalTRUST Liquidity Fund</b>				<b>CONTRA COSTA COUNTY</b>				
								<b>Account Number: 20100000410</b>
Beginning Balance	06/01/2019			127,610,805.750	1.00	127,610,805.75		
Redemption	06/04/2019	10,000,000.00	10,000,000.000	117,610,805.750	1.00	117,610,805.75	10,000,000.00	0.00
Redemption	06/07/2019	10,000,000.00	10,000,000.000	107,610,805.750	1.00	107,610,805.75	10,000,000.00	0.00
Redemption	06/11/2019	10,000,000.00	10,000,000.000	97,610,805.750	1.00	97,610,805.75	10,000,000.00	0.00
Purchase	06/12/2019	10,000,000.00	10,000,000.000	107,610,805.750	1.00	107,610,805.75	0.00	0.00
Redemption	06/14/2019	5,000,000.00	5,000,000.000	102,610,805.750	1.00	102,610,805.75	5,000,000.00	0.00
Accrual Income Div Cash	06/28/2019	199,473.44	0.000	102,610,805.750	1.00	102,610,805.75	0.00	0.00
Unrealized Gain/(Loss)						0.00		
<b>Closing Balance as of</b>	<b>Jun 30</b>			<b>102,610,805.750</b>	<b>1.00</b>	<b>102,610,805.75</b>		

Please note that this information should not be construed as tax advice and it is recommended that you consult with a tax professional regarding your account.



	CalTRUST Liquidity	BofAML 3-Month US Treasury Bill Index		CalTRUST Liquidity Return	BofAML 3-Month US Treasury Bill Index
Net Assets	\$358,040,503.01	N/A	One Month	0.19%	0.21%
NAV per Share	\$1.00	N/A	Three Month	0.62%	0.63%
30 Day SEC Yield	2.38%	N/A	Six Month	1.23%	1.24%
Period Net Total Return	0.19%	0.20%	One Year*	2.31%	2.31%
Effective Duration	0.12 yrs	0.23 yrs	Two Year*	NA	NA
Weighted Average Maturity	61 days	N/A	Three Year*	NA	NA
Weighted Average Life	66 days	N/A	Five Year*	NA	NA
			Ten Year*	NA	NA
			Since Inception*	2.40%	2.31%
			*Annualized		
				CalTRUST Historical Liquidity 30 day SEC Yield	
			6/19	2.38%	
			5/19	2.47%	
			4/19	2.48%	
			3/19	2.53%	
			2/19	2.51%	
			1/19	2.50%	
			12/18	2.40%	
			11/18	2.26%	
			10/18	2.14%	
			9/18	1.96%	
			8/18	1.94%	
			7/18	1.83%	
				Rated AAAm by S&P Global Ratings	



**Account**

Select

Balance

Activity

General Information

Audit Documents

Statements

Bank Information

**Fund**

Yield and NAV History

Holdings

Assets by Fund

**Transactions**

Online Purchase

Online Redemption

Online Transfer

Transaction Request Form

Pending Trades

**User Maintenance**

Change Password

**Account Number:** 20100000410**Account Name:** CONTRA COSTA COUNTY

Log Out

**Holdings**

Data

Fund :

CalTRUST Liquidity Fund

As Of Date :

6/30/2019

Options

Requery

Export

Holdings

CUSIP	Description	Fitch Rating 6/30/2019	Moody's 6/30/2019	Mat. Date	Years	Shares	Price	Value
00084CZL9	ABN AMRO FDG USA LLC CP 0			12/20/2019	0.5	5,000,000.00	98.8151	\$4,940,755.56
02665WCW9	HNDA FLOAT 05/13/20			05/13/2020	0.1	3,000,000.00	100.0000	\$3,000,000.00
05253JAN1	ANZ 1.6 07/15/19	AA-	Aa3	07/15/2019	0.0	2,500,000.00	99.9489	\$2,498,723.06
06370RQX0	BANK OF MONTREAL CHICAGO			12/10/2019	0.0	2,000,000.00	100.0000	\$2,000,000.00
06371EEP8	BMO FLOAT 07/11/19			07/11/2019	0.0	2,500,000.00	100.0086	\$2,500,214.99
06417G3C0	BNS FLOAT 09/20/19			09/20/2019	0.2	3,000,000.00	100.0000	\$3,000,000.00
06742TNN2	BACR 2.58 09/10/2019			09/10/2019	0.2	1,500,000.00	100.0000	\$1,500,000.00
07644DGY8	BEDFDG 0 08/02/19			08/02/2019	0.0	2,500,000.00	100.0000	\$2,500,000.00
09248U700	BLACKROCK LIQ FDS FEDFUND			0	0.0	16,250,635.28	100.0000	\$16,250,635.28
13606BH58	CM FLOAT 07/25/19			07/25/2019	0.1	600,000.00	100.0000	\$600,000.00
13606BZL3	CM FLOAT 07/16/19			07/16/2019	0.0	800,000.00	100.0000	\$800,000.00
16115WUN5	CHARTA LLC 0% CP			07/22/2019	0.1	3,000,000.00	99.8373	\$2,995,117.50
17325FAE8	C 2.1 06/12/20	A+	A1	06/12/2020	0.9	4,000,000.00	99.8810	\$3,995,240.71
19121BXR5	COCA COLA CO 0% CP			10/25/2019	0.3	2,250,000.00	99.1687	\$2,231,295.00
20271RAK6	CBAAU 2.3 03/12/20	AA-	Aa3	03/12/2020	0.7	4,776,000.00	99.7278	\$4,762,997.58
22549LUC7	CREDIT SUISSE AG			11/04/2019	0.3	2,000,000.00	100.0000	\$2,000,000.00
22549LVZ5	CREDIT SUISSE AG			05/01/2020	0.8	2,000,000.00	100.0000	\$2,000,000.00
22845AJX9	CPSERA 2.64 08/05/19			08/05/2019	0.0	4,000,000.00	100.0000	\$4,000,000.00
23341VUL3	DNBNO FLOAT 10/16/19			10/16/2019	0.0	1,000,000.00	100.0000	\$1,000,000.00
25214T5X9	DEXIA CREDIT LOCAL CP			09/23/2019	0.2	3,000,000.00	99.3560	\$2,980,680.00
44988GAB4	INGFDL 0 12/02/19 CP			12/02/2019	0.0	4,000,000.00	100.0000	\$4,000,000.00
51500VFF1	HESLAN CD 2.4 07/05/2019			07/05/2019	0.0	5,000,000.00	100.0000	\$5,000,000.00
52952MUF5	LEXINGTON PARKER CAP 0 CP			07/15/2019	0.0	4,500,000.00	99.9036	\$4,495,660.00
53127UW63	LIBERTY STR FDG CORP 0% C			09/06/2019	0.2	6,000,000.00	99.5478	\$5,972,865.00

CUSIP	Description	Fitch Rating 6/30/2019	Moody's 6/30/2019	Mat. Date	Years	Shares	Price	Value
55379WP91	MUFG FLOAT 05/29/20			05/29/2020	0.1	2,000,000.00	100.0000	\$2,000,000.00
55379WZM1	MUFG FLOAT 02/24/20			02/24/2020	0.2	1,200,000.00	100.0000	\$1,200,000.00
59157UVL1	METLIFE SHORT TERM FDG			08/20/2019	0.1	5,000,000.00	99.6306	\$4,981,527.78
59157UZ29	METLIFE SHORT TERM FDG			12/02/2019	0.4	4,500,000.00	98.9477	\$4,452,645.00
60700A7C2	MIZUHO BANK LTD NY BRA CD			07/30/2019	0.1	4,000,000.00	100.0000	\$4,000,000.00
60710A5K4	MIZUHO FLOAT 11/08/19			11/08/2019	0.0	2,000,000.00	100.0000	\$2,000,000.00
60710A5Z1	MIZUHO FLOAT 11/18/19			11/18/2019	0.0	5,000,000.00	100.0000	\$5,000,000.00
6117P5U39	MONT BLANC CAP CORP CP			07/03/2019	0.0	6,000,000.00	99.9862	\$5,999,170.00
6117P5X44	MONT BLANC CAP CORP 0% CP			10/04/2019	0.3	2,000,000.00	99.3535	\$1,987,069.44
62479LAM7	MUFG BK LTD N Y BRH DISC			01/21/2020	0.6	3,000,000.00	98.5323	\$2,955,970.00
62479LBM6	MUFG BK LTD N Y BHR DISC			02/21/2020	0.6	5,000,000.00	98.3681	\$4,918,402.78
63254AAQ1	NAB 1 3/8 07/12/19		Aa3	07/12/2019	0.0	7,000,000.00	99.9602	\$6,997,217.38
63763QZ42	NATL SEC CLEARING CORP			12/04/2019	0.4	2,000,000.00	99.0250	\$1,980,500.00
63873NR37	NATIXIS NEW YORK BRANCH			04/03/2020	0.8	3,000,000.00	100.0000	\$3,000,000.00
63873NZ38	KNFP FLOAT 06/05/20 CORP			06/05/2020	0.0	2,000,000.00	100.0000	\$2,000,000.00
64105HW32	NESTLE CAP CORP 0% CP			09/03/2019	0.2	4,000,000.00	99.5342	\$3,981,368.89
67983UUR2	OLD LINE FUNDING LLC			07/25/2019	0.1	3,000,000.00	99.8187	\$2,994,560.00
69033MFL6	OCBCSP FLOAT 11/07/19			11/07/2019	0.1	2,000,000.00	100.0000	\$2,000,000.00
69033MGE1	OVERSEA CHINESE BKG LTD C			07/15/2019	0.0	4,500,000.00	99.9991	\$4,499,959.25
78012UFB6	RY FLOAT 08/16/19			08/16/2019	0.0	700,000.00	100.0000	\$700,000.00
83050F5M9	SKANDINAVISKA ENSKILDA CD			07/15/2019	0.0	4,500,000.00	100.0051	\$4,500,230.02
83050PAB5	SKANDINAVISKA ENSKILDA CD			10/11/2019	0.0	1,000,000.00	100.0000	\$1,000,000.00
85325T3A1	STANDARD CHARTERED BANK			10/23/2019	0.3	2,500,000.00	100.0000	\$2,500,000.00
86564FVS9	SUMITOMO MITSUI TRUST BAN			10/04/2019	0.3	1,500,000.00	100.0000	\$1,500,000.00
86564FWT6	SUMITR FLOAT 05/18/20			05/18/2020	0.1	2,000,000.00	100.0000	\$2,000,000.00
86565BYG0	SUMITOMO MITSUI BANKING C			11/12/2019	0.0	2,000,000.00	100.0000	\$2,000,000.00
86565BYT2	SUMIBK FLOAT 10/18/19			10/18/2019	0.0	4,500,000.00	100.0000	\$4,500,000.00
86958J2S7	SHBASS FLOAT 12/19/19			12/19/2019	0.2	3,000,000.00	100.0000	\$3,000,000.00
86958JC98	SHBASS FLOAT 10/21/19			10/21/2019	0.1	2,000,000.00	100.0415	\$2,000,829.15
89114MQ26	TD FLOAT 06/10/20			06/10/2020	0.0	3,500,000.00	100.0000	\$3,500,000.00
89233AW54	TOYOTA MOTOR CREDIT CORP			01/07/2020	0.0	2,500,000.00	100.0000	\$2,500,000.00
90261XHF2	UBS 0 08/14/19	AA-	Aa3	08/14/2019	0.1	2,000,000.00	100.0816	\$2,001,631.88

CUSIP	Description	Fitch Rating 6/30/2019	Moodys 6/30/2019	Mat. Date	Years	Shares	Price	Value
90261XHK1	UBS 2.35 03/26/20	AA-	Aa3	03/26/2020	0.7	3,000,000.00	99.7444	\$2,992,332.49
92646LUV0	VICTORY RECEIVABLES CORP			07/29/2019	0.1	2,600,000.00	99.8094	\$2,595,045.56
BOFA REP 07/01/2019	BOFA 2.50 01-JUL- 2019			07/01/2019	0.0	60,000,000.00	100.0000	\$60,000,000.00
CITREP 07/01/2019	CGI 2.51 01-JUL- 2019			07/01/2019	0.0	64,000,000.00	100.0000	\$64,000,000.00
MIZREP 07/01/2019	MIZ 2.51 01-JUL- 2019			07/01/2019	0.0	45,000,000.00	100.0000	\$45,000,000.00

If you have any questions regarding your account please contact Shareholder Services at: 833-CAL-TRUST (833-225-8787)

## **SECTION III**

### **APPENDIX**

#### **B. INVESTMENT PORTFOLIO DETAIL – MANAGED BY OUTSIDE CONTRACTED PARTIES**

##### **B. 6. EAST BAY REGIONAL COMMUNICATIONS SYSTEM AUTHORITY (EBRCS)**



**EBRCS TRANSACTIONS\***

For the Quarter Ending

**June 30, 2019****FY 2018-2019**

<b>FUND</b>	<b>BALANCE @</b>	<b>TJ/Date</b>	<b>TJ/Date</b>	<b>TJ/Date</b>	<b>TJ/Date</b>	<b>TJ/Date</b>	<b>TJ/Date</b>	<b>BALANCE @</b>
<b>NUMBER</b>	<b>03/31/19</b>	<b>06/04/19</b>						<b>06/30/19</b>
100300	1,769,666.58	-167,227.06						1,602,439.52
<b>TOTALS</b>	1,769,666.58	-167,227.06	0.00	0.00	0.00	0.00	0.00	1,602,439.52

\* East Bay Regional Communications System Authority

# EXHIBITS

# CONTRA COSTA COUNTY Portfolio Summary Report AS OF JUNE 30, 2019

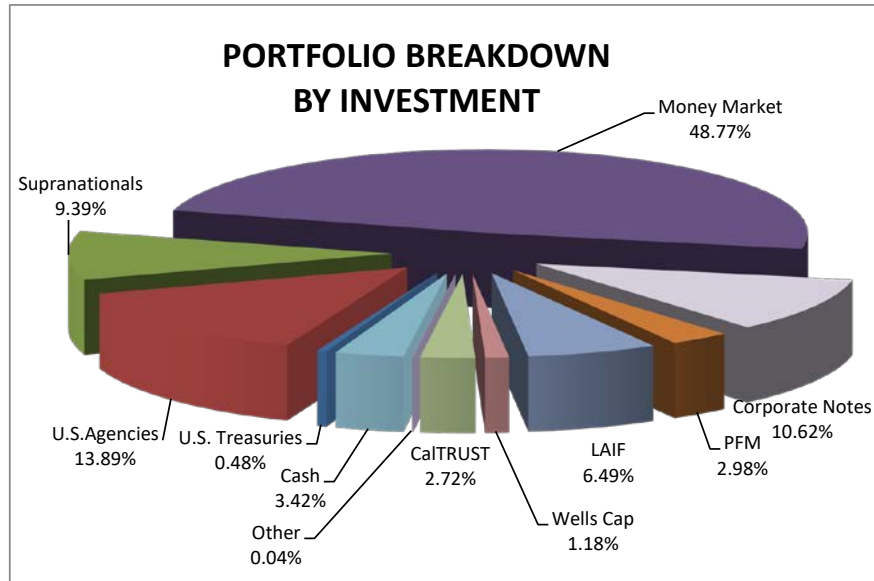
Exhibit I

## Portfolio Characteristics

Par	\$3,767,187,803.15
Cost	\$3,750,955,179.05
Market Value	\$3,767,036,507.72
Weighted Yield to Maturity	2.41%
Weighted Average Days to Maturity	174
Weighted Duration	0.46 yr

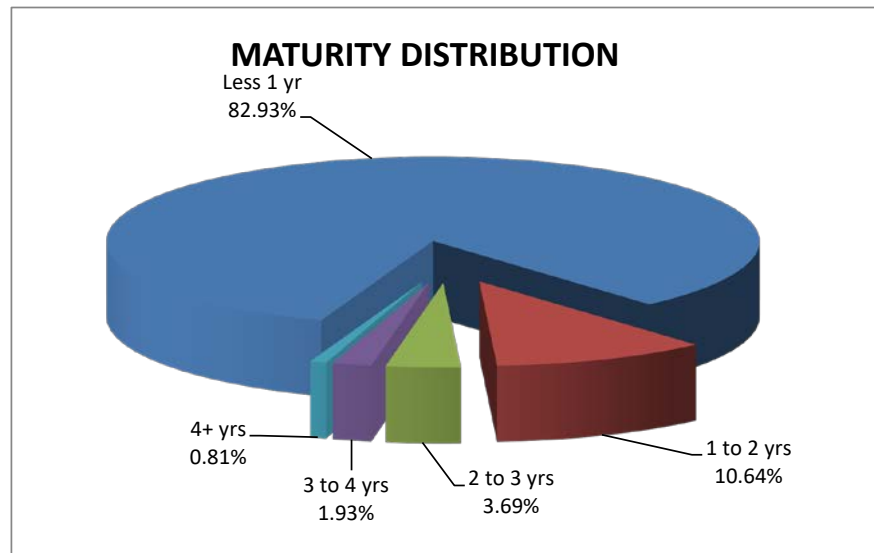
## Portfolio Breakdown by Investment

Investments	Par Value	Percent of Total
U.S. Treasuries	\$18,230,000.00	0.48%
U.S.Agencies	523,350,000.00	13.89%
Supranationals	353,779,000.00	9.39%
Money Market	1,837,159,397.22	48.77%
Corporate Notes	400,145,000.00	10.62%
PFM	112,437,095.19	2.98%
LAIF	244,502,765.20	6.49%
Wells Cap	44,495,451.48	1.18%
CalTRUST	102,610,805.75	2.72%
Other	1,602,439.52	0.04%
Cash	128,875,848.79	3.42%
TOTAL*	\$3,767,187,803.15	100.00%



## Maturity Distribution

Time	Par Value	Percent of Total
Less 1 yr	\$3,124,212,232.28	82.93%
1 to 2 yrs	400,951,636.73	10.64%
2 to 3 yrs	138,835,393.22	3.69%
3 to 4 yrs	72,713,000.00	1.93%
4+ yrs	30,475,540.92	0.81%
TOTAL*	\$3,767,187,803.15	100.00%



\* Does not include the Futuris Public Entity Trust of the Contra Costa Community College District Retirement Board of Authority

\*\* May or may not total to 100% due to rounding

**CONTRA COSTA COUNTY INVESTMENT POOL  
PERFORMANCE SUMMARY  
AS OF JUNE 30, 2019**

	<u>PAR</u> ( <u>\$</u> )	<sup>3</sup> <u>PERCENT OF</u> <u>PORTFOLIO</u> ( <u>%</u> )	<u>YTM</u> ( <u>%</u> )	<u>WEIGHTED</u> <u>AVERAGE DAYS TO</u> <u>MATURITY AT</u> <u>END-OF-QUARTER</u> ( <u>day</u> )	<u>DURATION</u> ( <u>year</u> )	
<b>A. Investments Managed by Treasurer's Office<sup>1</sup></b>	\$3,132,663,397.22	83.19%	2.4161%	182	0.49	<sup>2</sup>
<b>B. Investments Managed by Outside Contractors<sup>3</sup></b>						
1. PFM	\$112,437,095.19	2.99%	2.2838%	662	1.52	<sup>2</sup>
2. Local Agency Investment Fund	\$244,502,765.20	6.49%	2.4400%	1	N/A	
3. Wells Capital Management	\$44,495,451.48	1.18%	2.2200%	245	0.40	<sup>4</sup>
4. CalTRUST Short-Term Fund	\$0.00	0.00%	0.0000%	<sup>5</sup> 1	0.00	
5. CalTRUST Liquidity Fund	\$102,610,805.75	2.72%	2.3800%	<sup>5</sup> 0	0.00	
<b>C. Cash</b>	\$128,875,848.79	3.42%	2.39%	<sup>6</sup> 0	0.00	

<sup>3</sup>Yield to Maturity on Portfolio at End-of-Quarter = 2.41%

<sup>3</sup>Weighted Average Days to Maturity on Portfolio at End-of-Quarter = 174

<sup>3</sup> Weighted Duration (yr) at End-of-Quarter = 0.46

1. Excludes the funds managed by PFM.

2. Data is provided by FIS.

3. Excludes: Section B.6.a (EBRCS Bond) of the Investment Pool summary report and Futuris Public Entity Trust.

4. Data provided by Wells Capital Management.

5. 30 day SEC Yield.

6. Wells Fargo Bank Average Earnings Credit Rate on Investable Balance for the quarter.

LAIF and CalTRUST Short Term Fund are subject to a one day call of principal provision. CalTRUST Liquidity Fund provides a same day liquidity provision.

## CONTRA COSTA COUNTY INVESTMENT POOL

TYPE	As of June 30, 2019	As of March 31, 2019	CHANGE IN VALUE	
	PAR VALUE	PAR VALUE	FROM PREV. QTR.	% CHANGE
<b>A. Investments Managed by Treasurer's Office</b>				
1. U.S. Treasuries (STRIPS, Bills, Notes)	\$18,230,000.00	\$128,480,000.00	(\$110,250,000.00)	-85.81%
2. U.S. Agencies				
Federal Home Loan Banks	254,786,000.00	286,313,000.00	(31,527,000.00)	-11.01%
Federal National Mortgage Association	42,805,000.00	37,303,000.00	5,502,000.00	14.75%
Federal Farm Credit Banks	125,978,000.00	175,122,000.00	(49,144,000.00)	-28.06%
Federal Home Loan Mortgage Corporation	99,781,000.00	128,032,000.00	(28,251,000.00)	-22.07%
Subtotal	523,350,000.00	626,770,000.00	(103,420,000.00)	-16.50%
3. Supranationals	353,779,000.00	327,379,000.00	26,400,000.00	7.46%
4. Money Market Instruments				
Commercial Paper	1,015,500,000.00	1,057,489,000.00	(41,989,000.00)	-3.97%
Negotiable Certificates of Deposit	821,656,000.00	665,940,000.00	155,716,000.00	23.38%
Time Deposit	3,397.22	3,397.22	0.00	0.00%
Subtotal	1,837,159,397.22	1,723,432,397.22	113,727,000.00	6.60%
5. Corporate Notes	400,145,000.00	319,981,000.00	80,164,000.00	25.05%
<b>TOTAL (Section A)</b>	3,132,663,397.22	3,126,042,397.22	6,621,000.00	0.21%
<b>B. Investments Managed by Outside Contractors</b>				
1. PFM	112,437,095.19	127,188,084.78	(14,750,989.59)	-11.60%
2. Local Agency Investment Fund	244,502,765.20	209,835,760.85	34,667,004.35	16.52%
3. Wells Capital Management	44,495,451.48	44,531,651.23	(36,199.75)	-0.08%
4. CalTRUST (Short Term Fund)	-	45,611,144.84	(45,611,144.84)	-100.00%
5. CalTRUST (Liquidity Fund)	102,610,805.75	95,007,249.29	7,603,556.46	8.00%
6. Other				
a. EBRCS Bond	1,602,439.52	1,769,666.58	(167,227.06)	-9.45%
<b>TOTAL (Section B)</b>	505,648,557.14	523,943,557.57	(18,295,000.43)	-3.49%
<b>C. Cash</b>	128,875,848.79	74,125,139.40	54,750,709.39	73.86%
<b>* GRAND TOTAL (FOR A , B, &amp; C)</b>	<u>\$3,767,187,803.15</u>	<u>\$3,724,111,094.19</u>	<u>\$43,076,708.96</u>	<u>1.16%</u>

\* Excludes the Futuris Public Entity Trust of the Contra Costa Community College District Retirement Board of Authority

**CONTRA COSTA INVESTMENT POOL**

Exhibit IV

**INVESTMENTS MANAGED BY TREASURER'S OFFICE**

**QUARTERLY COUPON RATES, YIELD TO MATURITY**

<u>Fiscal Year</u>		<u>Quarter Ending</u>			
		<u>September</u>	<u>December</u>	<u>March</u>	<u>June</u>
2018/19	Coupon Rate	2.0195%	2.4143%	2.3996%	2.3203%
	Yield to Maturity	2.0983%	2.4912%	2.4951%	2.4161%
2017/18	Coupon Rate	1.3142%	1.3991%	1.6907%	1.9356%
	Yield to Maturity	1.3307%	1.4333%	1.7091%	1.9758%
2016/17	Coupon Rate	1.0063%	1.0436%	1.1392%	1.2330%
	Yield to Maturity	0.9760%	1.0418%	1.1420%	1.2552%
2015/16	Coupon Rate	0.6433%	0.7270%	0.8556%	0.9341%
	Yield to Maturity	0.5859%	0.6955%	0.8251%	0.9043%
2014/15	Coupon Rate	0.5437%	0.4624%	0.4912%	0.5309%
	Yield to Maturity	0.4605%	0.4185%	0.4379%	0.4894%
2013/14	Coupon Rate	0.6331%	0.4843%	0.4686%	0.4802%
	Yield to Maturity	0.4645%	0.3709%	0.3680%	0.3877%
2012/13	Coupon Rate	0.8304%	0.5568%	0.5829%	0.5838%
	Yield to Maturity	0.6012%	0.3947%	0.4243%	0.4229%
2011/12	Coupon Rate	0.8769%	0.8385%	0.8122%	0.7426%
	Yield to Maturity	0.6842%	0.6658%	0.6739%	0.6130%
2010/11	Coupon Rate	0.9802%	0.7132%	0.7326%	0.6982%
	Yield to Maturity	0.7494%	0.5866%	0.6133%	0.5612%
2009/10	Coupon Rate	1.2464%	0.8931%	0.8610%	0.8212%
	Yield to Maturity	1.1095%	0.7840%	0.7373%	0.6993%
2008/09	Coupon Rate	4.4019%	1.7623%	1.2918%	1.2418%
	Yield to Maturity	4.2819%	1.6574%	1.1808%	1.1231%

Source: All data is calculated by Sungard.  
Excludes funds managed by PFM beginning 9/2018

**CONTRA COSTA INVESTMENT POOL**

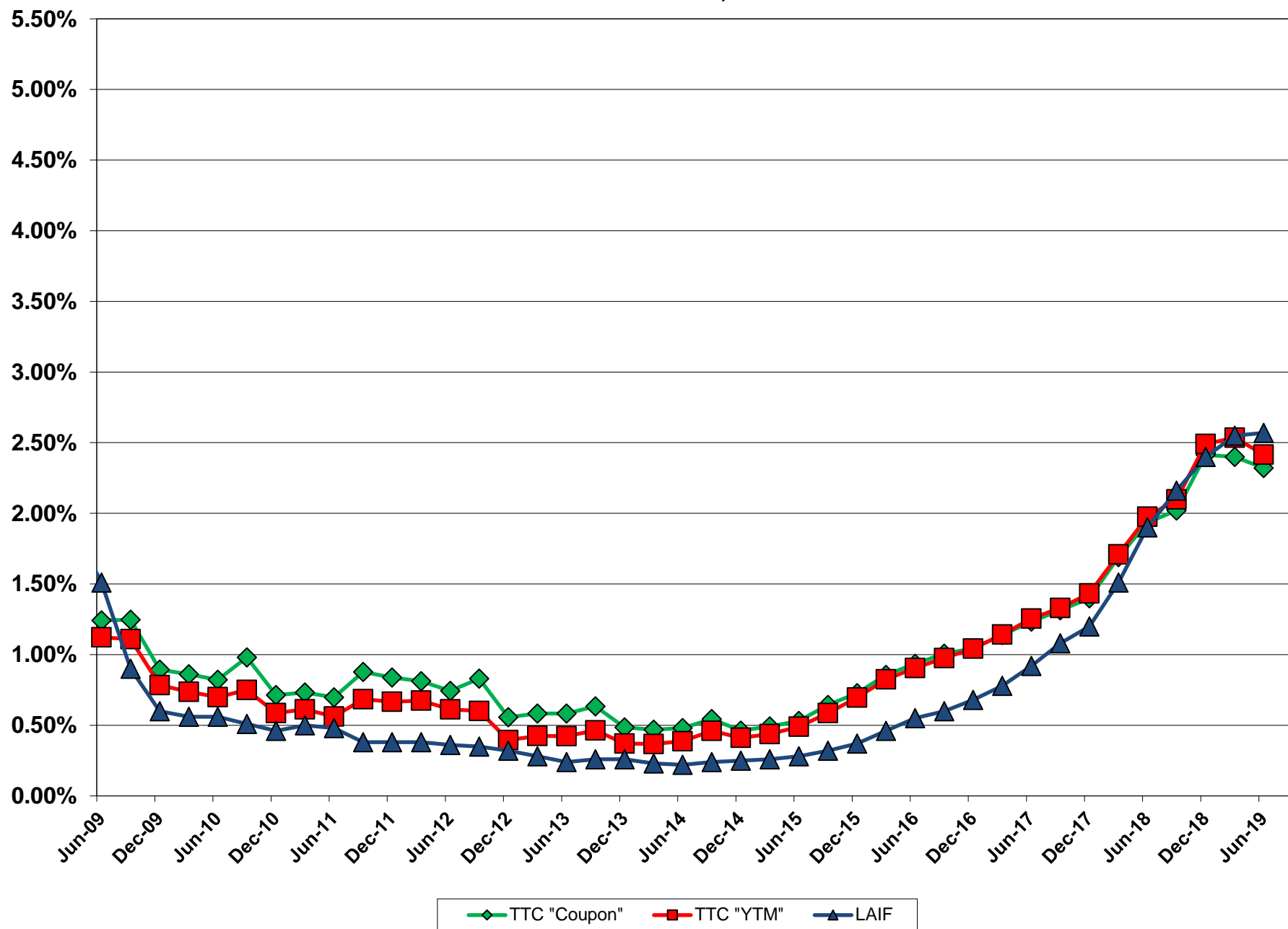
Exhibit IV (a)

**INVESTMENTS MANAGED BY OUTSIDE CONTRACTOR****LAIF QUARTERLY APPORTIONMENT RATES**

		Quarter Ending			
		September	December	March	June
2018/19	Apportionment Rate	2.16%	2.40%	2.55%	2.57%
2017/18	Apportionment Rate	1.08%	1.20%	1.51%	1.90%
2016/17	Apportionment Rate	0.60%	0.68%	0.78%	0.92%
2015/16	Apportionment Rate	0.32%	0.37%	0.46%	0.55%
2014/15	Apportionment Rate	0.24%	0.25%	0.26%	0.28%
2013/14	Apportionment Rate	0.26%	0.26%	0.23%	0.22%
2012/13	Apportionment Rate	0.35%	0.32%	0.28%	0.24%
2011/12	Apportionment Rate	0.38%	0.38%	0.38%	0.36%
2010/11	Apportionment Rate	0.51%	0.46%	0.50%	0.48%
2009/10	Apportionment Rate	0.90%	0.60%	0.56%	0.56%
2008/09	Apportionment Rate	2.77%	2.54%	1.91%	1.51%

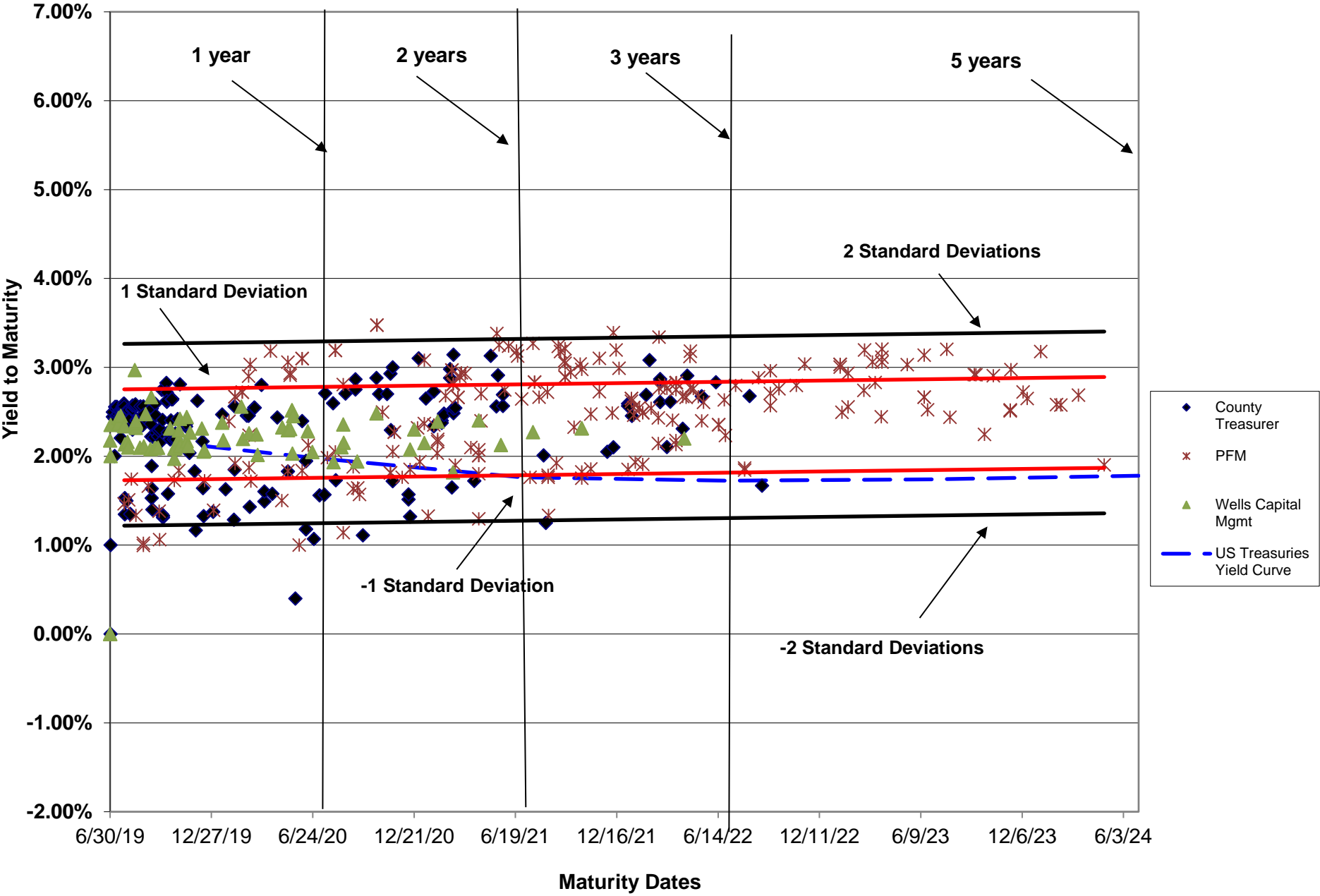
# Contra Costa County Investment Pool

as of June 30, 2019





**Risk Assessment**  
as of June 30, 2019



## Risk Assessment

(Securities Greater Than or Less Than Two Standard Deviations)

As of June 30, 2019

<u>CUSIP</u>	<u>DESCRIPTION</u>	<u>PAR</u>	<u>COST</u>	<u>MARKET</u>	<u>COUPON (%)</u>	<u>MATURITY DATE</u>	<u>YTM (%)</u>
3133EGJC0	GOV FFCB NOTES	10,000,000.00	9,985,200.00	9,965,300.00	0.95%	7/1/2019	1.00%
459058EV1	SUP INTL BK RECON &	5,000,000.00	4,984,200.00	4,995,800.00	1.25%	7/26/2019	1.35%
084664CK5	CCCSIG CORP BERKSHIR	375,000.00	374,636.25	374,557.50	1.30%	8/15/2019	1.33%
3135G0P49	CCCCD GOV FNMA NOTES	1,995,000.00	1,993,803.00	1,983,089.85	1.00%	8/28/2019	1.02%
3135G0P49	CCCCD GOV FNMA NOTES	1,820,000.00	1,820,273.00	1,809,134.60	1.00%	8/28/2019	1.00%
3136AQDQ0	CCCCD MBS FNMA SRS 2	208.45	210.54	210.54	1.65%	9/25/2019	1.38%
3130A9EP2	CCCCD GOV FHLB GLOBA	1,900,000.00	1,896,466.00	1,894,490.00	1.00%	9/26/2019	1.06%
3130AA2H0	GOV FHLB NOTES	20,000,000.00	19,976,400.00	19,834,400.00	1.13%	11/29/2019	1.17%
912828G95	CCCCD GOV US TREASUR	3,275,000.00	3,297,771.48	3,267,205.50	1.63%	12/31/2019	1.39%
3136G1C98	RM GOV FNMA NOTES	4,000,000.00	4,020,000.00	3,984,520.00	1.42%	2/5/2020	1.29%
89237KAD5	CCCSIG ABS TOYOTA CO	40,052.15	40,049.88	40,049.88	1.25%	3/16/2020	1.25%
121101042	CCCCD CD BERTA KAMM	3,397.22	3,397.22	3,397.22	0.40%	5/24/2020	0.40%
912828VF4	CCCCD GOV US TREASUR	1,790,000.00	1,814,053.13	1,768,949.60	1.38%	5/31/2020	1.00%
3133834H1	RM GOV FHLB NOTES	1,865,000.00	1,879,174.00	1,841,426.40	1.38%	6/12/2020	1.18%
3136G16D6	RM GOV FNMA NOTES	2,465,000.00	2,491,622.00	2,431,821.10	1.35%	6/26/2020	1.07%
89237WAD9	CCCSIG ABS TOYOTA AU	71,571.45	71,569.54	71,569.54	1.14%	8/17/2020	1.14%
3133EGUT0	RM GOV FFCB NOTES	4,690,000.00	4,700,880.80	4,607,878.10	1.17%	9/21/2020	1.11%
86565BPC9	CCCCD YCD SUMITOMO B	110,000.00	109,850.40	109,850.40	3.39%	10/16/2020	3.48%
86565BPC9	CCCSIG YCD SUMITOMO	750,000.00	748,980.00	748,980.00	3.39%	10/16/2020	3.48%
025816BU2	CCCSIG CORP AMERICAN	785,000.00	784,866.55	799,820.80	3.38%	5/17/2021	3.38%
02665WCP4	CCCSIG CORP AMERICAN	300,000.00	299,856.00	307,734.00	3.38%	12/10/2021	3.39%

## CONTRA COSTA COUNTY INVESTMENT POOL

**AVERAGE INFORMATION**  
**April 1, 2019 through June 30, 2019**

	<b>AVERAGE DAILY BALANCE (PAR)</b>	<b>PERCENT OF PORTFOLIO</b>	<b>AVERAGE YTM</b>	<b>AVERAGE DAYS TO MATURITY AS A PERCENT OF PORTFOLIO</b>	<b>AVERAGE DAYS TO MATURITY FOR THE QUARTER</b>
<b>A. Investments Managed by Treasurer's Office<sup>1</sup></b>	\$3,360,412,099.29	84.77%	2.4397%	159.93	189
<b>B. Investments Managed by Outside Contractors<sup>2</sup></b>					
1. PFM	\$117,761,847.28	2.97%	2.2150%	18.98	639
2. Local Agency Investment Fund <sup>3</sup>	\$241,925,180.82	6.10%	2.4407%	0.06	1
3. Wells Capital Management	\$44,419,894.11	1.12%	2.3833%	2.88	257
4. CalTRUST Short Term Fund <sup>3</sup>	\$15,775,997.63	0.40%	2.5900%	0.00	1
5. CalTRUST Liquidity Fund <sup>4</sup>	\$98,123,717.99	2.48%	2.4433%	0.00	0
<b>C. Cash<sup>5</sup></b>	\$85,840,313.43	2.17%	0.7932%	0.00	0
<b>Total</b>	<u><u>\$3,964,259,050.54</u></u>	100.00%			
* Weighted Average YTM of Portfolio =			<u><u>2.40%</u></u>	<u><u>182</u></u>	

## Notes:

1. Excludes the funds managed by PFM.
2. Excludes: Section B.6.a (EBRCS Bond) of the Investment Pool Summary and Futuris Public Entity Trust.
3. LAIF and CalTRUST Short Term Fund are subject to a one day call of principal provision
4. CalTRUST Liquidity Fund provides a same day liquidity provision.
5. The average of Investable Balances and the average of Earnings Allowance Rates of all four banks, WFB, BofA, Bank of the West, and Mechanics.

**CONTRA COSTA COUNTY INVESTMENT POOL  
SUMMARY OF POOL RATES AND BENCHMARKS  
AS OF JUNE 30, 2019**

<b><u>Pool Rates:</u></b>	YTM as of <u>6/30/19</u>	Quarterly <u>Ave.</u>	Quarterly Average <u>DTM</u>	
Total County Portfolio (w/ Cash)	2.41%	2.40%	195	*1
Investments Managed by Treasurer's Office	2.42%	2.44%	189	
PFM	2.28%	2.22%	639	
Wells Capital Management	2.22%	2.38%	257	
CalTRUST Short Term Fund	n/a *4	2.59% *5	316	*2
CalTRUST Liquidity Fund	2.40%	2.44%	59	*3
	Quarterly Apportionment <u>Rate</u>	PMIA Ave. Effective <u>Yield</u>		
Local Agency Investment Fund (LAIF)	2.57%	2.44%	173	*2
<b><u>Benchmarks:</u></b>	<u>6/30/19</u>	4/1/19 - 6/30/19		
		<u>High</u>	<u>Ave.</u>	<u>Low</u>
Federal Fund Rates Index	2.3700%	2.4500%	2.3836%	2.2600%
Six Month Treasury Bill	2.0688%	2.3900%	2.2897%	2.0450%
Six Month LIBOR	2.2005%	2.6691%	2.5019%	2.1828%
Vanguard Prime Money Mkt Fund	0.6000%			

\*1. Cash is included in the calculation.

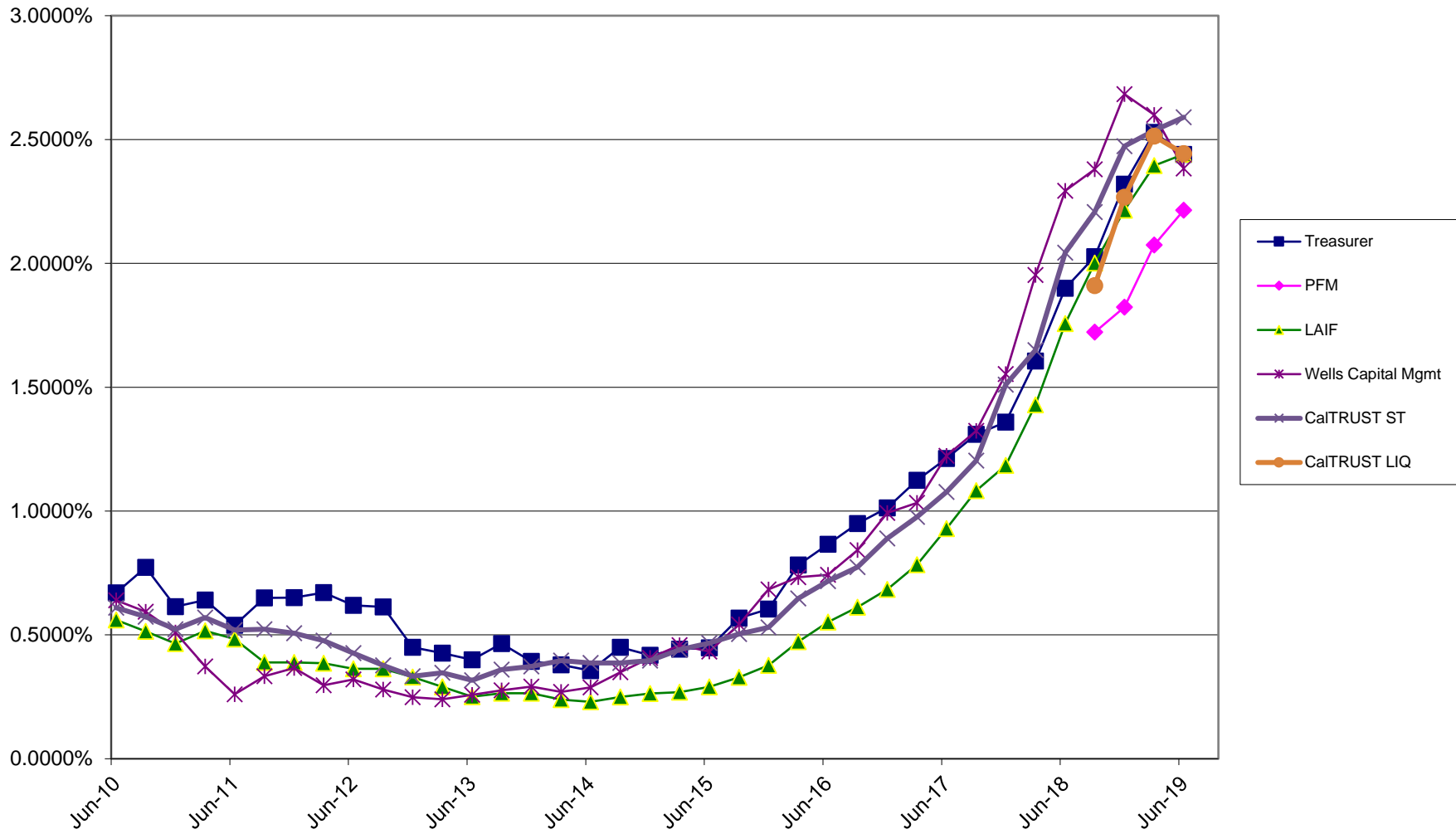
\*2. Average days to maturity with a one day call of principal provision.

\*3. Average days to maturity with a same day liquidity provision.

\*4. No investment in the CalTRUST Short-Term fund as of 6/30/19.

\*5. Average yield of April and May.

**Contra Costa County Investment Pool**  
**Average Quarterly YTM**  
 as of June 30, 2019



**CONTRA COSTA COUNTY  
TREASURER'S INVESTMENT PORTFOLIO  
STRUCTURED SECURITIES  
June 30, 2019**

Exhibit VI

<u>Description</u>	<u>CUSIP</u>	<u>Maturity Date</u>	<u>Coupon Rate</u>	<u>Par (\$)</u>	<u>Market (\$)</u>	<u>Cost (\$)</u>	<u>Provisions</u>	<u>Fund #</u>
CCCSIG CORP BERKSHIR	084664CK5	8/15/2019	1.30%	375,000.00	374,557.50	374,636.25	Make-whole call +10 bps	6911
CCCSIG CORP PFIZER	717081EB5	12/15/2019	1.70%	580,000.00	578,608.00	579,887.04	Make-whole call +10 bps	6911
CORP MICROSOFT CORP	594918BV5	2/6/2020	1.85%	10,000,000.00	9,978,600.00	10,000,000.00	Make-whole call +10 bps	8177
CCCSIG CORP APPLE IN	037833CK4	2/7/2020	1.90%	600,000.00	598,734.00	599,706.00	Make-whole call +7.5 bps	6911
CCCSIG CORP AMERICAN	0258M0EE5	3/3/2020	2.20%	170,000.00	169,821.50	169,823.20	Call on and anytime after 2/1/20	7903
CCCSIG CORP CHEVRON	166764BP4	3/3/2020	1.99%	1,075,000.00	1,073,613.25	1,078,569.00	Make-whole call +10 bps	6911
CORP MICROSOFT CORP	594918BP8	8/8/2021	1.55%	8,549,000.00	8,476,248.01	8,389,048.21	Make-whole call +10 bps	8177
CCCSIG CORP APPLE IN	037833CS7	5/11/2020	1.80%	530,000.00	528,712.10	529,459.40	Make-whole call +10 bps	6911
CORP APPLE INC	037833CS7	5/11/2020	1.80%	10,000,000.00	9,975,700.00	9,991,300.00	Make-whole call +10 bps	8177
CCCSIG CORP WALT DIS	25468PDU7	6/5/2020	1.80%	850,000.00	846,753.00	849,014.00	Make-whole call +6 bps	6911
CCCSIG CORP AMERI HO	02665WBT7	7/20/2020	1.95%	505,000.00	503,353.70	504,489.95	Make-whole call +10 bps	6911
CCCSIG ABS JOHN DEER	47788BAD6	10/15/2021	1.82%	182,367.99	182,354.65	182,354.65	10% collateral call	6911
CCCSIG CORP GOLDMAN S	38141GWG5	12/27/2020	2.60%	225,000.00	225,216.00	227,045.25	Make-whole call +20 bps	7903
CCCSIG CORP EXXON MO	30231GAG7	3/6/2020	1.91%	400,000.00	399,324.00	401,916.00	Make-whole call +5 bps	6911
CCCSIG ABS NAROT 201	65478GAD2	10/15/2021	1.75%	500,000.00	499,972.05	499,972.05	5% collateral call	6911
CCCSIG CORP VISA INC	92826CAB8	12/14/2020	2.20%	210,000.00	210,329.70	212,310.00	Make-whole call +10 bps	6911
CCCSIG CORP CITIGRP I	172967LC3	12/8/2021	2.90%	250,000.00	252,592.50	254,137.50	Make-whole call +20 bps	7903
CCCSIG CORP CATERPIL	14913Q2A6	9/4/2020	1.85%	635,000.00	632,764.80	634,466.60	Make-whole call +10 bps	6911
CCCSIG CORP BANK OF N	06406FAA1	4/15/2021	2.50%	125,000.00	125,687.50	126,846.25	Call on and anytime after 3/15/21	7903
CCCSIG CORP IBM CRED	44932HAA1	9/6/2019	1.63%	700,000.00	699,055.00	699,468.00	Make-whole call +7 bps	6911
CCCSIG CORP BOFA CAL	06051GGS2	10/1/2021	2.33%	545,000.00	544,340.55	545,000.00	Make-whole call +15 bps	6911
CCCSIG CORP PEPSICO	713448DX3	4/15/2021	2.00%	375,000.00	374,898.75	374,925.00	Make-whole call +10 bps	6911
CCCSIG CORP PEPSICO I	713448DX3	4/15/2021	2.00%	70,000.00	69,981.10	69,986.00	Make-whole call +10 bps	7903
CCCSIG ABS CARMAX 20	14314RAH5	4/15/2021	1.80%	45,375.13	45,371.80	45,371.79	10% collateral call	6911
CCCSIG CORP BB&T MTN	05531FAZ6	2/1/2021	2.15%	215,000.00	214,621.60	214,901.10	Call on and anytime after 1/1/2021	6911
CCCSIG CORP HONEYWEL	438516BQ8	10/30/2019	1.80%	240,000.00	239,577.60	239,812.80	Make-whole call +5 bps	6911
CCCSIG CORP BANK OF A	06051GFW4	4/19/2021	2.63%	110,000.00	110,685.30	110,823.90	Make-whole call +25 bps	7903
CCCSIG CORP BB T MTN	05531FAZ6	2/1/2021	2.15%	110,000.00	109,806.40	109,864.70	Call on and anytime after 1/1/2021	7903
CCCSIG CORP UNITED P	911312BP0	4/1/2021	2.05%	475,000.00	474,211.50	474,249.50	Make-whole call +10 bps	6911
CCCSIG ABS TAOT 2017	89238KAD4	1/18/2022	1.93%	225,000.00	224,979.26	224,979.26	5% collateral call	6911
GOV FHLMC NOTES	3134GBW81	11/22/2022	2.35%	10,000,000.00	10,005,100.00	10,000,000.00	Quarterly; First 2/22/18; Last 11/22/20	8177
CCCSIG ABS CCCIT 201	17305EGK5	1/20/2023	2.49%	350,000.00	349,951.56	349,951.56	5% cleanup call	6911
CCCSIG ABS ALLYA 2018	02007MAE0	6/15/2022	2.35%	110,000.00	109,987.28	109,987.28	10% collateral call	7903
CCCSIG ABS ALLYA 201	02007MAE0	6/15/2022	2.35%	265,000.00	264,969.37	264,969.37	10% collateral call	6911
CCCSIG ABS TAOT 2018	89238BAD4	5/16/2022	2.35%	100,000.00	99,998.85	99,998.85	5% collateral call	8177
CORP JOHNSON & JOHNS	478160CH5	11/10/2020	1.95%	16,850,000.00	16,864,491.00	16,695,991.00	Make-whole call +7.5bps	8177
CCCSIG BANK OF NY ME	06406HDD8	8/17/2020	2.60%	500,000.00	502,590.00	497,545.00	Callable on and anytime after 7/17/20	6911
CCCSIG JDOT 2018 COR	47788CAC6	4/18/2022	2.66%	190,000.00	189,986.34	189,986.34	10% collateral call	6911
CCCSIG CORP CICO SYS	17275RBD3	2/28/2021	2.20%	130,000.00	130,074.10	127,758.80	Make-whole call +15bps	7903
CCCSIG CORP UNILEVER	904764AZ0	3/22/2021	2.75%	650,000.00	656,597.50	646,678.50	Make-whole call +10bps	6911
CCCSIG CORP HOME DEPO	437076AZ5	4/1/2023	2.70%	100,000.00	102,209.00	98,100.00	Make-whole call +15 bps	7903
CCCSIG MBS FHMS K721	31378M6P6	8/25/2022	3.09%	100,000.00	100,851.56	100,851.56	1% cleanup call	6911
CORP MICROSOFT CORP	594918BA1	2/12/2022	2.38%	10,000,000.00	10,101,100.00	9,748,700.00	Make-whole call +10 bps	8177
CORP MICROSOFT CORP	594918BG8	11/3/2020	2.00%	8,000,000.00	7,996,800.00	7,865,520.00	Make-whole call +7.5 bps	8177
CCCSIG CORP HERSHEY	427866AY4	5/15/2020	2.90%	350,000.00	351,788.50	349,769.00	Make-whole call +10 bps	6911
CCCSIG CORP GENERAL	369550BA5	5/11/2020	2.88%	460,000.00	462,281.60	458,371.60	Make-whole call +10 bps	6911
CCCSIG ABS HART 2018	44891KAD7	7/15/2022	2.79%	130,000.00	129,980.42	129,980.42	5% collateral call	6911
CCCSIG CORP AMERICAN	025816BU2	5/17/2021	3.38%	785,000.00	799,820.80	784,866.55	Callable on and anytime after 4/17/21	6911
CCCSIG ABS FORDO 201	34528FAD0	11/15/2022	3.03%	225,000.00	224,963.62	224,963.62	10% collateral call	6911
CCCSIG CORP BBT CORP	05531FBD4	9/3/2021	3.20%	150,000.00	152,683.50	149,821.50	Callable on and anytime after 8/3/21	6911
CORP WALMART INC	931142DY6	10/9/2019	1.75%	15,000,000.00	14,974,500.00	14,835,345.00	Make-whole call +5 bps	8177
CORP WALMART INC	931142DY6	10/9/2019	1.75%	5,000,000.00	4,991,500.00	4,945,460.00	Make-whole call +5 bps	8177
CORP APPLE INC	037833BS8	2/23/2021	2.25%	20,000,000.00	20,071,400.00	19,679,400.00	Make-whole call +15 bps	8801
CCCSIG ABS ALLYA 2018	02007JAC1	1/17/2023	3.00%	110,000.00	109,992.48	109,992.48	10% collateral call	7903
CCCSIG CORP WALMART	931142EJ8	6/23/2021	3.13%	595,000.00	607,982.90	594,970.25	Make-whole call +10 bps	6911
CCCSIG ABS CARMX 201	14313FAD1	6/15/2023	3.13%	200,000.00	199,972.74	199,972.74	10% collateral call	6911
CCCSIG ABS MBART 201	58772RAD6	1/17/2023	3.03%	410,000.00	409,984.26	409,984.26	5% collateral call	6911
CCCSIG ABS NAROT 201	65479GAD1	3/15/2023	3.06%	65,000.00	64,997.89	64,997.89	5% collateral call	7903
CCCSIG ABS MBART 2018	58772RAD6	1/17/2023	3.03%	70,000.00	69,997.31	69,997.31	5% collateral call	7903
CORP JOHNSON AND JOH	478160CD4	3/3/2022	2.25%	10,284,000.00	10,353,828.36	10,082,433.60	Make-whole call +7.5 bps	8177

**CONTRA COSTA COUNTY  
TREASURER'S INVESTMENT PORTFOLIO  
STRUCTURED SECURITIES  
June 30, 2019**

Exhibit VI

<u>Description</u>	<u>CUSIP</u>	<u>Maturity Date</u>	<u>Coupon Rate</u>	<u>Par (\$)</u>	<u>Market (\$)</u>	<u>Cost (\$)</u>	<u>Provisions</u>	<u>Fund #</u>
CCCSIG CORP BERKSHIR	084664CK5	8/15/2019	1.30%	375,000.00	374,557.50	374,636.25	Make-whole call +10 bps	6911
CCCSIG CORP CATERPIL	14913Q2N8	9/7/2021	3.15%	100,000.00	101,989.00	99,923.00	Make-whole call +10 bps	6911
CCCSIG CORP UNILEVER	904764BF3	3/7/2022	3.00%	100,000.00	102,249.00	99,516.00	Make-whole call +10 bps	6911
CCCSIG CORP PFIZER I	717081EM1	9/15/2021	3.00%	250,000.00	255,002.50	249,662.50	Make-whole call +5 bps	6911
CORP JOHNSON AND JOH	478160CD4	3/3/2022	2.25%	10,000,000.00	10,067,900.00	9,796,500.00	Make-whole call +7.5 bps	8177
CCCSIG CORP 3M COMPA	88579YBA8	9/14/2021	3.00%	185,000.00	188,507.60	184,620.75	Make-whole call +5 bps	6911
CORP APPLE INC	037833BS8	2/23/2021	2.25%	10,000,000.00	10,035,700.00	9,830,320.00	Make-whole call +15 bps	8177
CCCSIG ABS FORDL 201	345311AD2	12/15/2021	3.19%	240,000.00	239,979.72	239,979.72	5% deal call	6911
CCCSIG CORP AMERICAN	02665WCP4	12/10/2021	3.38%	300,000.00	307,734.00	299,856.00	Make-whole call	6911
CORP WALMART INC	931142DY6	10/9/2019	1.75%	20,000,000.00	19,966,000.00	19,810,100.00	Make-whole call +5bps	8177
CORP EXXON MOBIL COR	30231GAV4	3/1/2021	2.22%	12,640,000.00	12,675,012.80	12,374,185.60	Make-whole call +15bps	8177
CCCSIG ABS BMWLT 201	05586CAC8	7/20/2021	3.26%	150,000.00	149,979.15	149,979.15	5% deal call	6911
CORP ORACLE CORP	68389XAX3	10/8/2019	2.25%	20,000,000.00	20,001,400.00	19,894,160.00	Make-whole call +10bps	8177
CCCSIG ABS MBALT 201	58769LAC6	9/15/2021	3.21%	500,000.00	499,988.80	499,988.80	5% deal call	6911
CCCSIG CORP HOME DEP	437076BV3	3/1/2022	3.25%	225,000.00	232,206.75	224,383.50	Make-whole call +10bps	6911
CORP APPLE INC	037833AR1	5/6/2021	2.85%	15,000,000.00	15,219,450.00	14,902,740.00	Make-whole call +10bps	8177
CCCSIG ABS GMCAR 201	36256XAD4	11/16/2023	2.97%	225,000.00	224,975.09	224,975.09	10% collateral call	6911
CCCSIG ABS MBALT 201	58772TAC4	11/15/2021	3.10%	155,000.00	154,995.46	154,995.46	5% deal call	6911
CCCSIG MBS FHMS KP05	3137FKK39	7/25/2023	3.20%	199,101.40	199,100.81	199,100.80	1% cleanup call	6911
CORP WALMART INC	931142DY6	10/9/2019	1.75%	15,530,000.00	15,503,599.00	15,437,627.56	Make-whole call +5bps	8177
CCCCD CORP TOYOTA MO	89236TF59	1/8/2024	3.35%	145,000.00	151,639.55	146,432.64	Make-whole call +15bps	7903
CORP MICROSOFT CORP	594918BV5	2/6/2020	1.85%	15,074,000.00	15,041,741.64	14,968,783.48	Make-whole call +10bps	8177
CCCSIG ABS NAROT 201	65479KAD2	10/16/2023	2.90%	550,000.00	549,916.68	549,916.68	5% collateral call	6911
CCCSIG ABS ALLYA 201	02004WAC5	9/15/2023	2.91%	325,000.00	324,960.74	324,960.74	10% collateral call	6911
CCCSIG ABS GMALT 201	36256UAD0	12/20/2021	2.98%	225,000.00	224,964.68	224,964.68	10% collateral call	6911
CCCSIG CORP 3M COMPA	88579YBF7	3/1/2022	2.75%	245,000.00	249,032.70	244,884.85	Make-whole call +5bps	6911
CORP MICROSOFT CORP	594918BW3	2/6/2022	2.40%	15,000,000.00	15,157,500.00	14,896,450.00	Make-whole call +10bps	8177
CCCSIG ABS FORDL 201	34532FAD4	5/15/2020	2.90%	265,000.00	264,979.28	264,979.28	5% deal call	6911
CCCCD ABS HARROT 201	43814WAC9	3/20/2023	2.83%	100,000.00	99,997.32	99,997.32	10% collateral call	7903
CCCSIG CORP PFIZER I	717081ER0	3/11/2022	2.80%	170,000.00	173,002.20	169,989.80	Make-whole call +5bps	6911
CORP MICROSOFT CORP	594918BN3	8/8/2019	1.10%	9,854,000.00	9,842,273.74	9,804,844.96	Make-whole call +7.5bps	8177
CCCSIG CORP MERCK AN	589331AT4	9/15/2022	2.40%	300,000.00	302,763.00	296,934.00	Make-whole call +12.5bps	6911
CCCSIG CORP GOLDMAN	38141GWC4	4/26/2022	3.00%	325,000.00	328,107.00	323,248.25	Make-whole call +20bps	6911
CCCSIG CORP JPMORGAN	46647PBB1	4/1/2023	3.21%	800,000.00	816,472.00	800,000.00	One time call: 4/1/22	6911
CORP TOYOTA MOTOR CR	89236TCF0	3/12/2020	2.15%	20,000,000.00	19,990,200.00	19,945,465.56	Make-whole call +10bps	8177
CORP EXXON MOBIL COR	30231GAV4	3/1/2021	2.22%	14,000,000.00	14,038,780.00	13,959,191.56	Make-whole call +15bps; Callable on and after 2/1/21	8177
CORP ORACLE CORP	68389XBL8	9/15/2023	2.40%	20,000,000.00	20,027,600.00	19,728,466.67	Make-whole call +20bps; Callable on and after 7/15/23	8177
CCCCD CORP PFIZER IN	717081ES8	3/15/2024	2.95%	120,000.00	123,711.60	121,678.17	Make-whole call +8bps; Callable on and after 2/15/24	7903
CCCCD CORP JPMORGAN	46647PBB1	4/1/2023	3.21%	110,000.00	112,264.90	110,725.89	Float quarterly: LIBOR +69.5bps on and after 4/1/22	7903
CCCCD MBS FHMS K720	3137BLUR7	6/25/2022	2.72%	100,000.00	100,250.00	100,250.00	1% cleanup call	7903
CORP CHEVRON CORP	166764AB6	12/5/2022	2.36%	10,000,000.00	10,046,700.00	9,883,000.00	Make-whole call +12bps; Callable on and after 9/5/22	8177
CORP WALMART INC	931142DU4	12/15/2022	2.35%	10,000,000.00	10,112,200.00	9,889,400.00	Make-whole call +10bps; Callable on and after 11/15/22	8177
CORP CHEVRON CORP	166764BG4	5/16/2021	2.10%	10,000,000.00	10,008,800.00	9,907,160.00	Make-whole call +15bps; Callable on and after 4/15/21	8177
CORP EXXON MOBIL COR	30231GAV4	3/1/2021	2.22%	7,984,000.00	8,006,115.68	7,960,427.24	Make-whole call +15bps; Callable on and after 2/1/21	8177
CORP CHEVRON CORP	166764BN9	3/3/2022	2.50%	7,500,000.00	7,576,425.00	7,499,127.92	Make-whole call +10bps; Callable on and after 2/3/22	8177
CORP CITIBANK NA	17325FAJ7	10/20/2020	2.13%	5,680,000.00	5,670,230.40	5,634,418.79	Callable on and after 9/20/20	8177
CORP ORACLE CORP	68389XAP0	10/15/2022	2.50%	10,000,000.00	10,070,600.00	9,928,244.44	Make-whole call +12.5bps	8177
CCCSIG CORP BOEING C	097023CG8	5/1/2022	2.70%	125,000.00	126,798.75	124,778.75	Make-whole call +10bps	6911
CCCSIG ABS FITAT 201	31680YAD9	12/15/2023	2.64%	150,000.00	149,967.03	149,967.03	10% collateral call	6911
CCCCD MBS FHMS K718	3137BHXH8	1/25/2022	2.79%	100,000.00	100,625.00	100,625.00	1% cleanup call	7903
CCCSIG CORP VISA INC	92826CAG7	9/15/2022	2.15%	250,000.00	251,047.50	247,732.71	Make-whole call +10bps; Callable on and after 8/15/22	6911
CCCCD ABS HAROT 2019	43815MAC0	6/21/2023	2.52%	100,000.00	99,996.27	99,996.27	10% collateral call	7903
CCCCD ABS COPAR 2019	14042WAC4	11/15/2023	2.51%	100,000.00	99,979.74	99,979.74	10% collateral call	7903
CCCSIG CORP GOLDMAN	38141GWC4	4/26/2022	3.00%	400,000.00	403,824.00	403,882.67	Make-whole call +20bps; Callable on 4/26/21 and 10/26/21	6911
				<b>\$ 405,946,845</b>	<b>\$ 406,960,088</b>	<b>\$ 402,284,247</b>		

**CONTRA COSTA COUNTY  
WELLS CAP MANAGEMENT  
STRUCTURED SECURITIES  
June 30, 2019**

Exhibit VI (a)

<u>DESCRIPTION</u>	<u>CUSIP</u>	<u>MATURITY DATE</u>	<u>PAR</u> (\$)	<u>MARKET</u> (\$)	<u>COST</u> (\$)	<u>PROVISIONS</u>
AMXCA 171 A	02587AAJ3	2/18/2020	500,000.00	499,406.39	492,539.06	5% collateral call
AMERICAN HONDA FINANCE CORP	02665WCL3	2/21/2020	700,000.00	702,610.98	700,686.00	Float quarterly: LIBOR +15bps
APPLE INC	037833DH0	11/13/2019	500,000.00	500,504.00	494,665.00	Make-whole call +5bps
BACCT 171 A	05522RCW6	3/16/2020	750,000.00	749,134.70	744,316.41	5% collateral call
BB&T CORP	05531FAS2	1/15/2020	250,000.00	252,891.06	248,092.50	Callable on and anytime after 12/15/19
BMWLT 171 A3	055657AC4	5/20/2020	98,091.05	98,103.53	97,485.64	5% deal call
BERKSHIRE HATHAWAY INC	084670BL1	8/14/2019	700,000.00	705,344.97	696,311.00	Make-whole call +10bps
BLACKROCK INC	09247XAE1	12/10/2019	700,000.00	710,404.57	722,435.00	Make-whole call +25bps
CHAIT 124 A	161571FK5	8/15/2019	475,000.00	474,844.88	468,283.20	10% collateral call
CHEVRON CORP	166764AR1	3/3/2020	200,000.00	200,884.54	197,310.00	Make-whole call +7.5bps
CCCIT 14A6 A6	17305EFS9	7/15/2019	400,000.00	403,922.84	397,562.50	5% collateral call
CCCIT 16A1 A1	17305EFW0	11/19/2019	450,000.00	450,013.85	443,056.64	5% collateral call
CITIBANK NA	17325FAN8	5/1/2020	700,000.00	707,347.43	701,925.00	Make-whole call +10bps
FEDERAL HOME LOAN BANKS	3130ACLX0	10/30/2019	500,000.00	500,414.24	494,187.00	One time call on 10/30/18
FEDERAL HOME LOAN MORTGAGE CORP	3134G9Q75	7/26/2019	500,000.00	502,343.47	493,250.00	Quarterly: First 10/26/16, Last 4/26/19
GENERAL DYNAMICS CORP	369550BA5	5/11/2020	250,000.00	252,238.01	249,620.00	Make-whole call +10bps
HAROT 163 A3	438124AC3	5/18/2020	24,760.03	24,742.79	24,603.34	10% collateral call
HAROT 183 A2	43815HAB3	12/21/2020	474,314.69	475,259.22	474,370.27	10% collateral call
HONEYWELL INTERNATIONAL INC	438516BP0	10/30/2019	500,000.00	502,336.48	500,228.50	Float quarterly: LIBOR +4bps
INTERNATIONAL BANK FOR RECONSTRUCTION AND DEVELOPM	45905UK60	7/19/2019	500,000.00	502,370.52	499,850.00	Float quarterly: LIBOR -12bps
JDOT 2018 A2	47788CAB8	10/15/2020	53,025.06	53,077.85	53,022.74	10% collateral call
NAROT 17B A3	65478GAD2	10/15/2021	450,000.00	448,970.71	442,212.89	5% collateral call
PNC BANK NA	69353RFD5	5/19/2020	680,000.00	684,506.07	681,258.00	Float quarterly: LIBOR +36bps
SAN FRANCISCO CALIF BAY AREA RAPID TRAN DIST SALES	797669XS2	7/1/2019	750,000.00	757,541.25	750,000.00	Make-whole call +5bps
TAOT 16C A3	89237WAD9	8/17/2020	57,859.25	57,787.94	57,615.16	5% collateral call
BANK OF AMERICA NA	06050TML3	5/24/2021	500,000.00	501,853.73	500,000.00	Float quarterly: LIBOR +35bps
COPAR 191 A2	14042WAB6	4/15/2022	650,000.00	653,197.26	649,945.01	10% collateral call
CATERPILLAR FINANCIAL SERVICES CORP	14913QJ7	5/15/2020	500,000.00	504,664.72	501,842.00	Make-whole call +7bps
JPMORGAN CHASE BANK NA	48125LRK0	2/1/2021	500,000.00	505,974.50	499,190.00	Float quarterly: LIBOR +28bps on and after 2/1/20
INTERNATIONAL BANK FOR RECONSTRUCTION AND DEVELOPM	45905UV43	3/18/2020	1,000,000.00	1,000,800.91	1,000,100.00	Float monthly: LIBOR +3bps
NATIONAL RURAL UTILITIES COOP FINANCE CORP	637432MU6	6/15/2020	700,000.00	701,144.81	698,509.00	Make-whole call +15bps
VISA INC	92826CAB8	12/14/2020	675,000.00	676,760.33	671,024.25	Make-whole call +10bps
US BANK NA	90331HKN5	1/17/2020	700,000.00	704,417.06	700,000.00	Float quarterly: LIBOR +12.5bps
VZOT 18A A1B	92348XAB1	4/20/2023	800,000.00	799,923.07	800,000.00	10% collateral call
			<u>\$17,188,050.07</u>	<u>\$17,265,738.65</u>	<u>\$17,145,496.11</u>	



**CONTRA COSTA COUNTY  
CALTRUST LIQUIDITY FUND  
STRUCTURED SECURITIES  
June 30, 2019**

<u>DESCRIPTION</u>	<u>CUSIP</u>	<u>MATURITY DATE</u>	<u>PAR</u> (\$)	<u>MARKET</u> (\$)	<u>PROVISIONS</u>
HNDA FLOAT 05/13/20	02665WCW9	5/13/2020	3,000,000.00	3,000,000.00	Float Quarterly: LIBOR +9bps
BANK OF MONTREAL CHICAGO	06370RQX0	12/10/2019	2,000,000.00	2,000,000.00	Float Monthly: LIBOR +40bps
BMO FLOAT 07/11/19	06371EEP8	7/11/2019	2,500,000.00	2,500,214.99	Float Quarterly: LIBOR +33bps
BNS FLOAT 09/20/19	06417G3C0	9/20/2019	3,000,000.00	3,000,000.00	Float Quarterly: LIBOR +20bps
BEDFDG 0 08/02/19	07644DGY8	8/2/2019	2,500,000.00	2,500,000.00	Float Monthly: LIBOR +34bps
CM FLOAT 07/25/19	13606BH58	7/25/2019	600,000.00	600,000.00	Float Monthly: LIBOR +30bps
C 2.1 06/12/20	17325FAE8	6/12/2020	4,000,000.00	3,995,240.71	Callable on and anytime after 5/20/20
DNBNO FLOAT 10/16/19	23341VUL3	10/16/2019	1,000,000.00	1,000,000.00	Float Quarterly: LIBOR flat
INGFDL 0 12/02/19 CP	44988GAB4	12/2/2019	4,000,000.00	4,000,000.00	Float Monthly: LIBOR +18bps
MUFG FLOAT 05/29/20	55379WP91	5/29/2020	2,000,000.00	2,000,000.00	Float Monthly: LIBOR +26bps
MUFG FLOAT 02/24/20	55379WZM1	2/24/2020	1,200,000.00	1,200,000.00	Float Quarterly: LIBOR +18bps
MIZUHO BANK LTD NY BRA CD	60700A7C2	7/30/2019	4,000,000.00	4,000,000.00	Float Quarterly: LIBOR +1bps
MIZUHO FLOAT 11/08/19	60710A5K4	11/8/2019	2,000,000.00	2,000,000.00	Float Monthly: LIBOR +14bps
MIZUHO FLOAT 11/18/19	60710A5Z1	11/18/2019	5,000,000.00	5,000,000.00	Float Monthly: LIBOR +15bps
KNFP FLOAT 06/05/20 CORP	63873NZ38	6/5/2020	2,000,000.00	2,000,000.00	Float O/N SOFR +30bps
OCBCSP FLOAT 11/07/19	69033MFL6	11/7/2019	2,000,000.00	2,000,000.00	Float Quarterly: LIBOR Flat
RY FLOAT 08/16/19	78012UFB6	8/16/2019	700,000.00	700,000.00	Float Monthly: LIBOR +31bps
SKANDINAVISKA ENSKILDA CD	83050PAB5	10/11/2019	1,000,000.00	1,000,000.00	Float Quarterly: LIBOR Flat
SUMITR FLOAT 05/18/20	86564FWT6	5/18/2020	2,000,000.00	2,000,000.00	Float Quarterly: LIBOR +20bps
SUMITOMO MITSUI BANKING C	86565BYG0	11/12/2019	2,000,000.00	2,000,000.00	Float Monthly: LIBOR +14bps
SUMIBK FLOAT 10/18/19	86565BYT2	10/18/2019	4,500,000.00	4,500,000.00	Float Quarterly: LIBOR +4bps
SHBASS FLOAT 12/19/19	86958J2S7	12/19/2019	3,000,000.00	3,000,000.00	Float Quarterly: LIBOR +21bps
SHBASS FLOAT 10/21/19	86958JC98	10/21/2019	2,000,000.00	2,000,829.15	Float Quarterly: LIBOR +27bps
TD FLOAT 06/10/20	89114MQ26	6/10/2020	3,500,000.00	3,500,000.00	Float Monthly: LIBOR +20bps
TOYOTA MOTOR CREDIT CORP	89233AW54	1/7/2020	2,500,000.00	2,500,000.00	Float Quarterly: LIBOR +3bps
CPSERA 2.64 08/05/19	22845AJX9	1/7/2020	2,500,000.00	2,500,000.00	One time call: 7/1/19
UBS 0 08/14/19	90261XHF2	8/14/2019	2,000,000.00	2,001,631.88	Float Quarterly: LIBOR +64bps
			<b>66,500,000.00</b>	<b>66,497,916.73</b>	

Contra Costa County invests approximately \$102.6 million in the CalTRUST Liquidity Fund which had assets of \$358.7 million as of 6/30/19. The above data represents the information at the Liquidity Fund level, not at the Contra Costa County account level.



Exhibit VII  
State of California  
Pooled Money Investment Account

Portfolio as of 06-30-19

## PAR VALUES MATURING BY DATE AND TYPE

### Maturities in Millions of Dollars

ITEM	1 day to 30 days	31 days to 60 days	61 days to 90 days	91 days to 120 days	121 days to 150 days	151 days to 180 days	181 days to 210 days	211 days to 270 days	271 days to 1 year	1 year to 2 years	2 years to 3 years	3 years to 4 years	4 years to 5 year/out
TREASURY	\$ 4,550	\$ 6,450	\$ 3,200	\$ 5,050	\$ 4,000	\$ 2,100	\$ 3,600	\$ 4,300	\$ 6,150	\$ 12,550			
REPO													
TDs	\$ 927	\$ 860	\$ 714	\$ 956	\$ 700	\$ 698							
AGENCY	\$ 6,208	\$ 1,235	\$ 5,525	\$ 3,200	\$ 2,950	\$ 350		\$ 340	\$ 1,050	\$ 2,470	\$ 733	\$ 50	
CP	\$ 2,000	\$ 800	\$ 1,500	\$ 850	\$ 750	\$ 250		\$ 650					
CDs + BNs	\$ 5,150	\$ 1,450	\$ 2,850	\$ 4,650	\$ 1,425	\$ 500		\$ 2,150	\$ 400				
CORP BND													
TOTAL													
\$ 106,291	\$ 18,835	\$ 10,795	\$ 13,789	\$ 14,706	\$ 9,825	\$ 3,898	\$ 3,600	\$ 7,440	\$ 7,600	\$ 15,020	\$ 733	\$ 50	\$ -
PERCENT	17.7%	10.2%	13.0%	13.8%	9.2%	3.7%	3.4%	7.0%	7.2%	14.1%	0.7%	0.0%	0.0%

Notes:

1. SBA Floating Rate Securities are represented at coupon change date.
2. Mortgages are represented at current book value.
3. Figures are rounded to the nearest million.
4. Does not include AB55 and General Fund loans.



# State of California

## Pooled Money Investment Account

### Market Valuation

### 6/30/2019

		Carrying Cost Plus			Accrued Interest
Description		Accrued Interest	Purch.	Amortized Cost	
1*	United States Treasury:				
	Bills	\$ 23,918,024,321.09	\$ 24,115,845,160.16	\$ 24,142,790,000.00	NA
	Notes	\$ 27,621,433,111.61	\$ 27,606,428,208.13	\$ 27,725,679,500.00	\$ 112,016,945.00
1*	Federal Agency:				
	SBA	\$ 658,202,155.36	\$ 658,202,155.36	\$ 656,508,632.63	\$ 1,513,884.88
	MBS-REMICs	\$ 21,840,826.04	\$ 21,840,826.04	\$ 22,510,770.11	\$ 102,118.93
	Debentures	\$ 2,529,170,529.05	\$ 2,528,402,612.39	\$ 2,540,481,800.00	\$ 12,002,880.70
	Debentures FR	\$ -	\$ -	\$ -	\$ -
	Debentures CL	\$ 300,000,000.00	\$ 300,000,000.00	\$ 300,819,000.00	\$ 672,542.00
	Discount Notes	\$ 18,590,094,499.95	\$ 18,690,188,861.19	\$ 18,695,685,000.00	NA
1*	Supranational Debentures	\$ 538,905,703.78	\$ 538,905,703.78	\$ 543,312,900.00	\$ 2,578,584.50
1*	Supranational Debentures FR	\$ 200,251,812.61	\$ 200,251,812.61	\$ 200,385,641.07	\$ 887,652.30
2*	CDs and YCDs FR	\$ 500,000,000.00	\$ 500,000,000.00	\$ 500,000,000.00	\$ 1,600,616.08
2*	Bank Notes	\$ 600,000,000.00	\$ 600,000,000.00	\$ 600,272,961.97	\$ 5,545,041.68
2*	CDs and YCDs	\$ 17,475,000,000.00	\$ 17,475,000,000.00	\$ 17,485,383,524.93	\$ 95,083,513.93
2*	Commercial Paper	\$ 6,738,624,722.19	\$ 6,765,082,125.03	\$ 6,767,140,361.11	NA
1*	Corporate:				
	Bonds FR	\$ -	\$ -	\$ -	\$ -
	Bonds	\$ -	\$ -	\$ -	\$ -
1*	Repurchase Agreements	\$ -	\$ -	\$ -	\$ -
1*	Reverse Repurchase	\$ -	\$ -	\$ -	\$ -
	Time Deposits	\$ 4,854,740,000.00	\$ 4,854,740,000.00	\$ 4,854,740,000.00	NA
	AB 55 & GF Loans	\$ 778,773,000.00	\$ 778,773,000.00	\$ 778,773,000.00	NA
	<b>TOTAL</b>	<b>\$ 105,325,060,681.68</b>	<b>\$ 105,633,660,464.69</b>	<b>\$ 105,814,483,091.82</b>	<b>\$ 232,003,780.00</b>

Fair Value Including Accrued Interest

\$ 106,046,486,871.82

\* Governmental Accounting Standards Board (GASB) Statement #72

Repurchase Agreements, Time Deposits, AB 55 & General Fund loans, and Reverse Repurchase agreements are carried at portfolio book value (carrying cost).

The value of each participating dollar equals the fair value divided by the amortized cost (1.001711790).  
As an example: if an agency has an account balance of \$20,000,000.00, then the agency would report its participation in the LAIF valued at \$20,034,235.80 or \$20,000,000.00 x 1.001711790.

All investments are in U.S. Dollars according to State of California.



---

---

# DISCLOSURE STATEMENT

---

---

## Portfolio Holdings: Structured Notes and Asset-Backed Securities

The Treasury Investment Division has received a number of inquiries concerning our various portfolio holdings. Questions involving structured notes, derivative products\*, and asset-backed securities are the most notable.

In an effort to clarify the information provided in our monthly statements, we would like to share with you our investment positions in structured notes and asset-backed securities.

Following are the State of California Treasurer's holdings in each category as of June 30, 2019:

**\* The Pooled Money Investment Account Portfolio has not invested in, nor will it invest in, Derivative Products as defined in FASB 133.**

1. Structured Notes

Structured notes are debt securities (other than asset-backed securities) whose cash flow characteristics (coupon rate, redemption amount, or stated maturity) depend upon one or more indices and/or that have embedded forwards or options. They are issued by corporations and by government-sponsored enterprises such as the Federal National Mortgage Association and the Federal Home Loan Bank System or an international agency such as the World Bank.

Securities Accountability

Structured Notes

a. Callable Agency	\$ 200.000 million
b. LIBOR Agency Floater	\$ 200.000 million
c. 3 month LIBOR Corporate Floater	\$ 0.000 million
d. 3 month LIBOR Bank Floater	\$ 500.000 million
e. 2 year CMT Corporate Floater	\$ 0.000 million
f. 3 month T-Bill Agency Floater	\$ 0.000 million
g. 3 month T-Bill Corporate Floater	\$ 0.000 million

U.S. \$900.000 million As of: 06/30/19

2. Asset-Backed Securities

Asset-backed securities entitle the purchaser to receive a share of the cash flows from a pool of assets such as principal and interest repayments from a pool of mortgages (such as CMOs), small business loans, or credit card receivables (such as ABCP).

Asset-Backed Securities

a. Small Business Administration Pools	\$ 658.202 million
b. Agency MBS-REMIC'S	<u>\$ 21.841 million</u>
(Medium term sub-total)	\$ 680.043 million
c. Commercial Paper (Short term sub-total)	\$ 297.139 million

U.S. \$977.182 million As of: 06/30/19

Total Portfolio As of: 06/30/19

\$105,739,564,676.14

Structured notes and Medium-term Asset-backed securities as a percent of portfolio: 1.49%

Short-term Asset-Backed Commercial Paper (ABCP) as a percent of portfolio: 0.28% \*

Total Medium-term and Short-term Structured notes and Asset-backed securities  
as a percent of portfolio: 1.77%

***\* ABCP purchased by the Pooled Money Investment Account (PMIA) does not include Structured Investment Vehicles (SIVs) nor do any of the approved ABCP programs include SIVs as underlying assets.***

## Portfolio Stress Test<sup>1</sup>

as of June 30, 2019

Par Value	3,132,663,397.22	Book Price	99.498
Book Value	3,116,932,670.89	Average Days to Maturity	182
Market Value	3,131,417,729.40	Coupon	2.3203%
Market Price	99.960	YTM	2.4161%

Yield Change	Market Value	Market Price	Gain/Loss <sup>2</sup>
(bps)	(\$)	(\$)	(bps)
-50	3,139,126,427.13	100.206	71.16
-25	3,135,261,639.00	100.083	58.80
-10	3,132,952,799.22	100.009	51.36
0	3,131,417,729.44	99.960	46.43
10	3,129,885,971.85	99.911	41.51
25	3,127,594,521.20	99.838	34.17
50	3,123,791,838.94	99.717	22.01

Note: Stress Testing is a form of testing that is used to determine the stability of a given system or entity. It reveals how well a portfolio is positioned in the event the forecasts prove true. The stress test conducted on the portfolio managed by the Treasurer's Office identifies the sensitivity of our portfolio to the change in interest rate. The test result shows if the yield were to go down by 50 bps, the market value of the portfolio would increase by 71.16 bps. If the yield were to go up by 50 bps, the market value of the portfolio would increase by 22.01 bps.

1. The stress test is conducted on the portfolio managed by the Treasurer's Office. Portfolios managed by external investment managers are excluded. All data is provided by FIS.

2. Gain/Loss is calculated based on the book value/price.