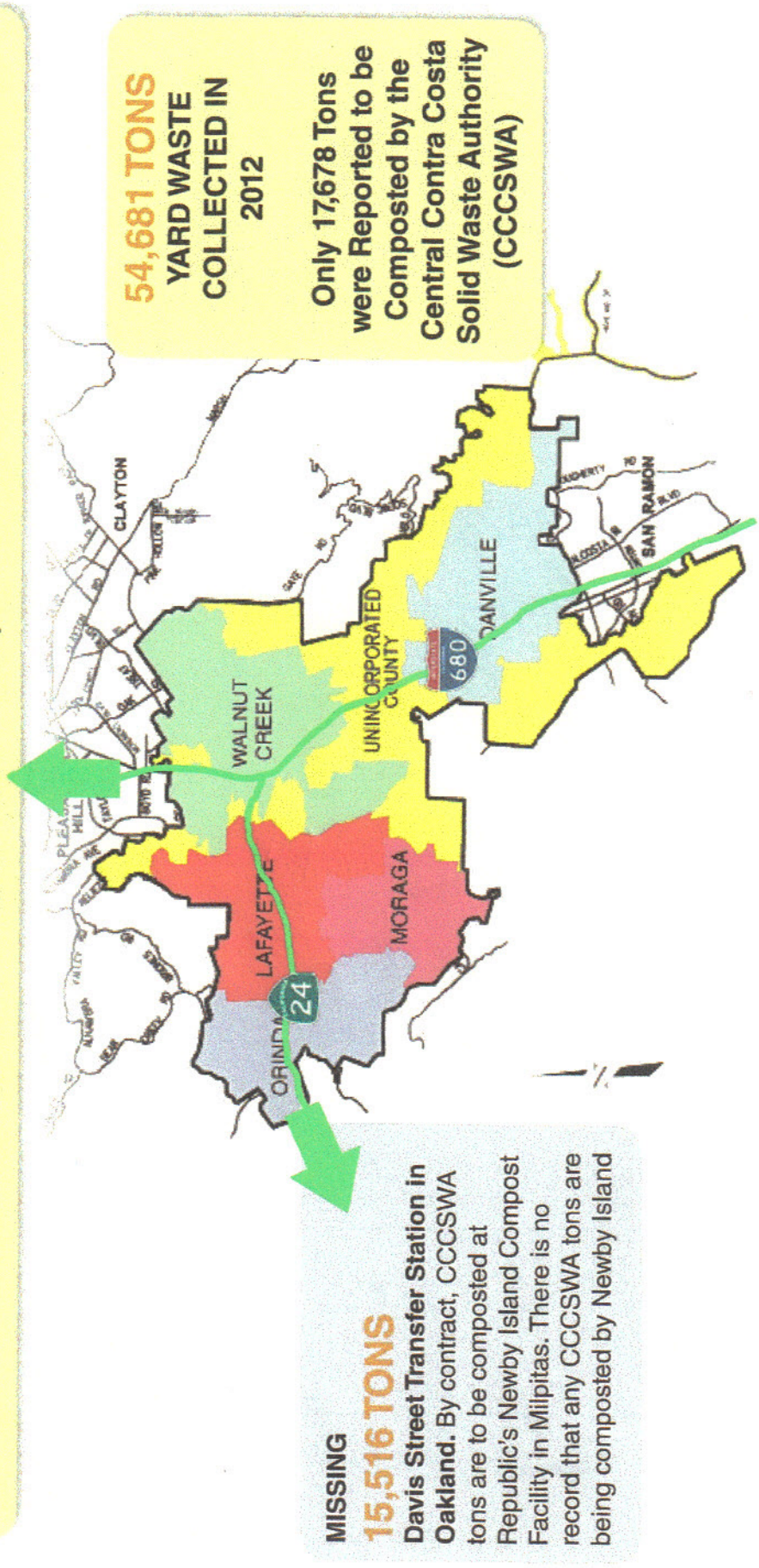



Only 1/3 of the Yard Waste Collected in Central Contra Costa in 2012 was Composted and Recycled



DIRECT HAUL OF WALNUT CREEK'S RESIDENTIAL GREEN WASTE AND FOOD WASTE
USED UNPROCESSED AS ADC AT THE KELLER CANYON LANDFILL.



WASTE MANAGEMENT COLLECTION TRUCK.
RESIDENTIAL GREEN WASTE AND FOOD WASTE
COLLECTED FROM WALNUT CREEK.

DUMPING UNPROCESSED GREEN WASTE
AND FOOD WASTE AS ADC.

KELLER CANYON LANDFILL ACTIVE FACE.

**AGREEMENT
BETWEEN
CENTRAL CONTRA COSTA SOLID WASTE AUTHORITY
AND
USA WASTE OF CALIFORNIA, INC. D.B.A.
VALLEY WASTE MANAGEMENT
FOR
COLLECTION, TRANSFER, TRANSPORT, RECYCLING, AND
PROCESSING OF RECYCLABLE MATERIALS, GREEN
WASTE AND FOOD WASTE**

Company shall deliver recovered material to a Transfer Station, Materials Recovery Facility or Processing Facility. Company shall identify and to the extent possible recover materials for Reuse and Recycling. Company shall haul all material that is non-recyclable to a state-permitted sanitary landfill Transfer Station or Disposal Site. Company shall provide CCCS WA with documentation of the amounts and types of delivered materials, the destination(s), and the diversion potential of each material type.

Material Processing and Sales

A. Recyclables Materials Processing and Marketing - General Provisions

For Recyclable Materials Collected by the Company from the Cities and Towns of Lafayette, Moraga, and Orinda and portions of Walnut Creek and the unincorporated County, and providing Company or its Affiliates Processes the material, Company shall provide optimal Processing and make continuous best efforts to improve Processing of Commingled Recyclables, so as to maximize waste diversion. Upon five (5) Working Days notice, CCCS WA Executive Director or designated representative(s) may visit the Recyclable Materials Recovery and Processing Facility(ies) to observe normal operations.

Provided Company or an Affiliate owns and/or operates the Materials Recovery Facility, Company shall be responsible for marketing and sale of all Recyclable Materials Collected pursuant to this Agreement. Company shall use all reasonable commercial efforts to sell all Recyclable Materials Collected pursuant to this Agreement at not less than fair market value. Company shall prepare, submit to the CCCS WA for approval by September 1, 2004, and maintain a marketing plan for all Recyclable Materials Collected by Company under this Agreement. The approved marketing plan (Exhibit 10A) shall be in place with the execution of this Agreement for proposed Recycling service and at the time of beginning any expanded service. The marketing plan shall fully describe Company's marketing methods and approach, targeted primary and contingent markets, pricing policy and assumed salvage value for each Collected type of Recyclable Material.

B. Green Waste and Food Waste Processing - General Provisions

1. For Green Waste and Food Waste Collected by the Company from the Cities and Towns of Lafayette, Moraga, and Orinda, and portions of Walnut Creek and the unincorporated County, Company shall Collect and Transport Green Waste and Food Waste to Davis Street Transfer Station for Transport to the Newby Island Recycling and Composting Facility, so as to maximize waste diversion. Upon five (5) Working Days notice, CCCS WA Executive Director or designated representative(s) may visit the Green Waste and Food Waste Processing Facility(ies) owned or operated by Company or Affiliate to observe normal operations. Company shall develop and implement plans and programs to divert materials

1609 Collected not only through curbside/street side Collection of Green Waste
1610 and Food Waste from Disposal, but also from the Recycling Center in
1611 Walnut Creek (described in Section 4.3).

1612 2. Provided Company or its Affiliates owns or operates the Processing
1613 Facility, Company must provide end uses for Green Waste and Food
1614 Waste that maximizes diversion credits for the Member Agencies
1615 according to regulations established by the California Integrated Waste
1616 Management Board. Provided the facility is owned by the Company or an
1617 Affiliate, Company shall not utilize Green Waste and Food Waste as ADC
1618 unless prior written approval is granted by the CCCSWA. Exhibit 10B
1619 lists initial tonnage approved for ADC, representing no more than forty
1620 (40) percent allocation of total Collected Green Waste and Food Waste to
1621 ADC.

1622 3. Provided Company or its Affiliates owns or operates the Processing
1623 Facility, Company shall be responsible for marketing and sale of all end
1624 products produced through Composting of Green Waste and Food Waste
1625 Collected pursuant to this Agreement (Exhibit 10). Provided the facility is
1626 Owned by the Company or an Affiliate, Company shall use all reasonable
1627 commercial efforts to sell all end products resulting from Composting of
1628 Green Waste and Food Waste Collected pursuant to this Agreement at not
1629 less than fair market value. Company shall prepare, submit to the
1630 CCCSWA for approval, and maintain a marketing plan for the end
1631 products resulting from all Green Waste and Food Waste Collected by
1632 Company under this Agreement. The approved marketing plan shall be in
1633 place with the execution of this Agreement. The marketing plan shall fully
1634 describe the end product(s) to be produced from Green Waste and Food
1635 Waste Collected pursuant to this Agreement, Company's marketing
1636 methods and approach, targeted primary and contingent markets, and
1637 pricing policing for each end product.

1638 C. **Designation of Materials Recovery and Green Waste and Food Waste**
1639 **Processing Facilities**

1640 Commencing March 1, 2005, Company or CCCSWA shall have in place or make
1641 arrangements for Material Recovery and Processing Facilities to receive and
1642 accept all deliveries of Recyclable Materials, Green Waste and Food Waste as
1643 follows.

1644 1. Cities and Towns of Lafayette, Moraga and Orinda, Portions of
1645 Walnut Creek and the Unincorporated County, and the Recycling
1646 Center. For the Cities and Towns of Lafayette, Moraga and Orinda,
1647 portions of Walnut Creek and the unincorporated County, and the
1648 Recycling Center, Company may use the Davis Street SMaRT, Recycle

America Alliance, or Smurfit Recycling at 77th Avenue as its Materials Recovery Facility to be utilized in this Agreement. Company has designated the Davis Street SMaRT as its initial Recyclable Material Processing and Transfer Facility to be utilized pursuant to this Agreement, and has designated the Newby Island Recycling and Compost Facility for Processing of Green Waste and Food Waste.

2. **For the Cities and Towns of Danville and Portions of Walnut Creek, and the Unincorporated County.** For the Cities and Towns of Danville and portions of Walnut Creek, and the Unincorporated County, Company shall Transport Recyclable Materials to Pacific Rim Recycling in Benicia, and Transport (50%) fifty percent of the Green Waste and Food Waste to the Contra Costa Transfer and Recovery Facility in Martinez, and fifty percent (50%) to the Keller Canyon Landfill as directed by the CCCSWA. However, if so directed by the CCCSWA and for a period of up to six (6) months commencing March 1, 2005, Company agrees to deliver the referenced Recyclable Materials to the Davis Street SMaRT Recycle America, Smurfit Recycling at 77th Avenue or California Waste Solutions instead of Pacific Rim Recycling and pay CCCSWA the same Guaranteed Recyclables Net Revenue defined in Section 6.3. D.1. Notwithstanding the above, in the event the designated processing centers herein or any other facility located in Alameda County, for whatever reason, lack the capacity to process Recyclable Materials for the three (3) months requested by CCCSWA, Company shall Transport Recyclable Materials from the Davis Street SMaRT to alternate Company facilities (i.e. Lodi, Empire, and CMC/Carmel) and shall be compensated for fifty (50%) of the Transport costs associated therewith. After three (3) months, Company shall Transport Recyclable Materials from the Davis Street SMaRT to alternate Company facilities (i.e. Lodi, Empire, and CMC/Carmel) and shall be compensated one hundred (100) percent of the Transport costs associated therewith.

3. **Truck Tonnage Allocation.** Company shall provide CCCSWA annually a list of vehicles, their assigned routes, and specific allocation of truck tonnage to each Member Agency.

4. **Turn Around Efficiency at CCCSWA Designated Materials Recovery, Processing, and Green Waste and Food Waste Processing Facility.** In order to attempt to facilitate Company operating in a manner consistent with its planned routing schedules and productivity estimates, CCCSWA shall require Transfer Stations, Materials Recovery Facilities, Processing Facilities, and Green Waste and Food Waste Processing, designated by it to provide for reasonably efficient turnaround times for Company trucks

1689 to be weighed, dump and exit the Facilities. The turnaround times from
1690 arrival at the Facility to exit shall meet industry standards and compare
1691 reasonably with the average turn around times for such commodities at the
1692 Davis Street SMaRT. CCCSWA shall require each Facility designated by
1693 it to use an average twenty-minute turnaround time as a goal to be adhered
1694 to, absent unusual circumstances. If Company is concerned that these
1695 turnaround goals are consistently not being met, Company shall attempt to
1696 meet and confer with the designated Facility operator to resolve the issue,
1697 and failing to thereafter reach a reasonable resolution may request the
1698 Executive Director to intercede to attempt to resolve remaining issues.
1699 CCCSWA shall require though its contracts with the Facility operators it
1700 designates, or otherwise, that the designated Facility operators will
1701 cooperate with Company to obtain these turnaround time objectives. If
1702 after following the process described above the Company alleges that the
1703 turnaround efficiency goal is not being consistently met, it may prepare an
1704 application Compensation adjustment application pursuant to section 6.7.

1705 **D. Transfer and Transport of Green Waste and Food Waste**

1706 Upon receipt of Green Waste and Food Waste at the Davis Street SMaRT facility,
1707 Company shall Transfer the Green Waste and Food Waste to Transfer vehicles
1708 and Transport the Green Waste and Food Waste to the Processing Facility
1709 designated by the CCCSWA pursuant to Section 4.6.C.

1710 **E. Facility Permits**

1711 Any Materials Recovery Facility or Processing Facility utilized by Company must
1712 keep in force and be in full regulatory compliance with the terms of all permit
1713 approvals from governmental authorities necessary for the use of the facilities
1714 during the term of the Agreement for the receipt of Recyclable Materials, and
1715 Green Waste and Food Waste.

1716 Company shall keep the CCCSWA fully informed of progress in securing
1717 renewals of all such permits for facilities owned or operated by Company or
1718 Affiliate which occur during the term and shall provide the CCCSWA with copies
1719 of all correspondence with permitting agencies and all other material
1720 correspondence related to the permitting process with third parties, but not
1721 including internal memoranda or correspondence between Company and its
1722 agents, consultants or attorneys. Company shall give the CCCSWA prompt notice
1723 of any proposed amendment to or alteration of such permits, or any new permits,
1724 which may be required. Company shall reasonably resist any amendments or
1725 alterations to permits for those facilities it or an Affiliate owns or operates, the
1726 terms of which would prevent or materially interfere with the performance of its
1727 obligations under this Agreement, through all available administrative procedures.
1728 In the event that such permit amendments occur despite Company's efforts to

**AGREEMENT
BETWEEN
CENTRAL CONTRA COSTA SOLID WASTE AUTHORITY
AND
ALLIED WASTE SYSTEMS, INC.
FOR
COLLECTION,
TRANSFER, TRANSPORT, PROCESSING, AND DISPOSAL
OF SOLID WASTE, AND GREEN AND FOOD WASTE**

1774

1775 F. CCCSWA-Designated Green Waste and Food Waste Processing Facilities

1776 1. Newby Island Recycling and Compost Facility - Delivery by
1777 Company. Commencing March 1, 2005, CCCSWA has designated the
1778 Newby Island Recycling and Compost Facility located in Milpitas,
1779 California as the Processing Facility for the Composting of Green Waste
1780 and Food Waste that Company Transports from the Contra Costa
1781 Transfer and Recovery Station.

1782 2. Newby Island Recycling and Compost Facility - Delivery by
1783 Recycling, Green Waste and Food Waste Collection Company.
1784 Commencing March 1, 2005, CCCSWA has designated the Newby
1785 Island Recycling and Compost Facility located in Milpitas, California as
1786 the Processing Facility for the Composting or other Processing of Green
1787 Waste and Food Waste delivered directly by the Recycling, Green
1788 Waste and Food Waste Collection Company, or its Affiliates or
1789 subcontractors following Transfer at the Davis Street SMaRT Station.
1790 CCCSWA shall direct the Recycling, Green Waste and Food Waste
1791 Collection Company to deliver to the Newby Island Recycling and
1792 Compost Facility the equivalent of the tons of Green Waste and Food
1793 Waste Collected by the Recycling, Green Waste and Food Waste
1794 Collection Company using dual compartment vehicles from the
1795 Cities/Towns of Lafayette, Orinda, Moraga, and portions of Walnut
1796 Creek and the Unincorporated County.

1797 3. Keller Canyon. Commencing March 1, 2005, CCCSWA has designated
1798 the Keller Canyon Landfill as the Processing Facility for Processing as
1799 ADC no more than fifty (50) percent of Green Waste and Food Waste
1800 Collected by the Recycling, Green Waste and Food Waste Collection
1801 Company from the Cities/Towns of Danville, and portions of Walnut
1802 Creek and unincorporated central Contra Costa County. The Green
1803 Waste and Food Waste will be Transported by the Recycling, Green
1804 Waste and Food Waste Collection Company and delivered to Keller
1805 Canyon Landfill using Collection vehicles.

1806 4. Delivery of Green Waste and Food Waste to Company-Owned
1807 Facilities. Throughout the term of the Agreement, CCCSWA shall
1808 direct the Recycling, Green Waste and Food Waste Collection Company
1809 to deliver a 50/50 split (between Keller Canyon Landfill and the
1810 Transfer Station) of all of the Green Waste and Food Waste collected
1811 from the Cities/Towns of Danville and portions of Walnut Creek and the
1812 central unincorporated County as delineated in Exhibit 6.

1813 5. **Special Provisions Regarding Green Waste and Food Waste Pilot**
1814 **Program.** Notwithstanding Section 4.4.F3. above, during and after the
1815 Green Waste and Food Waste Pilot Program conducted by the
1816 CCCSWA and the Recycling, Green Waste and Food Waste Collection
1817 Company, Company may be required by the CCCSWA or regulatory
1818 agencies to increase the proportion of Green Waste and Food Waste that
1819 is delivered to the Contra Costa Transfer and Recovery Station for
1820 Transfer then Transported to the Newby Island Recycling and
1821 Composting Facility for Composting, with an adjustment in
1822 compensation as provided in Section 6.3.F.

1823 6. **Turn Around Efficiency at Company Materials Recovery,**
1824 **Processing, and Green Waste and Food Waste Processing Facilities.**
1825 In order to attempt to facilitate Recycling, Green Waste and Food Waste
1826 Collection Company operating in a manner consistent with its planned
1827 routing schedules and productivity estimates, Company shall provide for
1828 reasonably efficient turnaround times for Recycling, Green Waste and
1829 Food Waste Collection Company trucks to be weighed, dump and exit
1830 the Facilities. The turnaround times from arrival to exit at Company
1831 owned or operated Facilities shall meet industry standards and compare
1832 reasonably with the average turn around times for such commodities at
1833 the Davis Street SMaRT. Each Facility designated for use under the
1834 Agreement shall use an average twenty minute turnaround time as a goal
1835 to be adhered to, absent unusual circumstances. If these turnaround
1836 goals are consistently not being met, the Recycling, Green Waste and
1837 Food Waste Company may request that it meet and confer with
1838 Company to resolve the issue, and failing to thereafter reach a
1839 reasonable resolution may request the Executive Director to intercede to
1840 attempt to resolve remaining issues. CCCSWA shall require through its
1841 contracts with the Recycling, Green Waste and Food Waste Company
1842 that it will cooperate with Company to obtain these turnaround time
1843 objectives.

1844 G. **Permits for Use of Processing Facilities**

1845 The CCCSWA-designated Processing Facilities utilized by Company must keep
1846 in force and be in full regulatory compliance with the terms of all permit
1847 approvals from governmental authorities necessary for the use of the Processing
1848 Facility during the Term of the Agreement for the Processing of Green Waste and
1849 Food Waste delivered to the Transfer Station by the Recycling, Green Waste and
1850 Food Waste Company on behalf of the CCCSWA, or delivered directly to the
1851 Keller Canyon Landfill for Processing as ADC.

Regulations: Title 27, Environmental Protection-- Division 2, Solid Waste

Chapter 3. Criteria for All Waste Management Units, Facilities, and Disposal Sites

Subchapter 4. Criteria for Landfills and Disposal Sites

Article 1. CIWMB - Operating Criteria

Article 2. CIWMB - Daily and Intermediate Cover

20670. CIWMB - Availability of Cover Material. [T14:Section 17681]

A sufficient quantity of cover material of a suitable quality to meet the requirements of this Subchapter shall be available. If on-site sources of cover material are insufficient, substantiation must be shown to the EA that an adequate supply of cover material will be provided.

Note:

Authority cited:

Section 40502, Public Resources Code.

Reference:

Sections 43020, 43021 and 43103, Public Resources Code.

20680. CIWMB - Daily Cover. [T14:Section 17682, 17258.21]

(a) Except as provided in ¶(b), and (f) and Section 20690, the owners or operators of all municipal solid waste landfill units shall cover disposed solid waste with a minimum of six inches of compacted earthen material at the end of each operating day, or at more frequent intervals if necessary, to control vectors, fires, odors, blowing litter, and scavenging. For the purposes of this section, the operating day shall be defined as the hours of operation specified in the solid waste facility permit, and may extend for more than 24 hours if operations are continuous.

(b) The EA, with concurrence by the CIWMB, may grant a temporary waiver from the requirements of (a) if the owner or operator demonstrates that there are extreme seasonal climatic conditions that make meeting such requirements impractical.

(c) Earthen material or alternative cover materials of alternative thickness shall be placed over all surfaces of disposed solid waste for other than municipal solid waste landfill units, as required by the EA to control vectors, fires, odors, blowing litter, and scavenging without presenting a threat to human health and the environment.

(d) For the purposes of this section, earthen material shall include contaminated soil as defined in Title 14, California Code of Regulations, Section 17361(b), and soil with contaminants other than petroleum hydrocarbons which has been approved for use as landfill daily cover by the RWQCB, and any other governmental agencies from which approval is required, such as the Department of Toxic Substances Control and Air Pollution Control District or Air Quality Management District.

(e) For waste classification, composition, and liquid percolation requirements of daily cover, refer to the SWRCB requirements set forth in Section 20705 of this article.

(f) For those MSWLF's that accept for disposal 20 tons or less of municipal solid waste per day based on an annual average, the EA, with concurrence by the Board, may establish alternative frequencies for daily cover after consideration of the unique characteristics of small communities, climatic and hydrogeologic conditions, and protect of human health and the environment. Any proposal to allow an alternative frequency shall be available for public review for a minimum of 30 days to allow affected parties the opportunity to comment. Documentation of the considerations, public comment, and Board concurrence for any alternative frequency shall be placed in the operating record. The Executive Director or the EA may condition, limit, suspend, or terminate an operator's use of an alternative monitoring frequency if it is determined that the alternative frequency would cause harm to public health and safety, or the environment.

Note:

Authority cited:

Section 40502, 42245, 43020, 43021, 43030 Public Resources Code.

Reference:

Sections 40508, 43020, 43021 and 43103, Public Resources Code; and Code of Federal Regulations Section 258.21(c).

20686. Beneficial Reuse

Beneficial reuse of solid wastes at a solid waste landfill shall include, but not be limited to, the following: alternative daily cover, alternative intermediate cover, final cover foundation layer, liner operations layer, leachate and landfill gas collection system, construction fill, road base, wet weather operations pads and access roads, and soil amendments for erosion control and landscaping. Alternative daily cover reuse shall comply with the requirements of section 20690. Alternative intermediate cover reuse shall comply with the requirements of section 20700. Other beneficial reuse shall comply with the following requirements:

(a) Beneficial reuse shall be restricted to those solid wastes appropriate for the specific use and in accordance with engineering, industry guidelines, or other standard practices specified in the Report of Disposal Site Information as required by section 21600(b)(6).

(b) Beneficial reuse shall be restricted to quantities of solid wastes no more than necessary to meet the minimum requirements of (a). Should the CIWMB determine that an owner or operator violated this standard, the owner or operator shall revise the applicable reports to reflect the

overuse as disposal, and pay the required Board of Equalization (BOE) disposal tipping fees for the amount of overuse.

(c) Storage and handling of solid waste and derived materials for beneficial reuse shall be conducted in a manner to protect public health and safety and the environment, and control vectors, fires, odors, and nuisances.

(d) The owner or operator shall maintain a record of beneficial reuse in accordance with Title 14, California Code of Regulations, section 18800 et seq. The records shall be available for inspection by authorized representatives of the EA, the local health agency, and the CIWMB during normal business hours and retained in the operating record near the site or in an alternative location approved by the EA.

Note:

Authority cited:

Sections 40502, 41781.3, 43020, 43021, 43030 and 43103, Public Resources Code.

Reference:

Sections 40508, 42245, 43020 and 43021, Public Resources Code; and Title 40 Code of Federal Regulations Section 258.21.

20690. CIWMB - Alternative Daily Cover. (T14:Section 17682, 17258.21(b))

(a) General Requirements

(1) Alternative materials of alternative thickness for daily cover (other than at least six inches of earthen material) for municipal solid waste landfill units may be approved by the EA with concurrence by the CIWMB, if the owner or operator demonstrates that the alternative material and thickness control vectors, fires, odors, blowing litter, and scavenging without presenting a threat to human health and the environment.

(2) Alternative daily cover alone, or in combination with compacted earthen material, shall be placed over the entire working face at the end of each operating day or at more frequent intervals to control vectors, fires, odors, blowing litter, and scavenging without presenting a threat to human health and the environment. For the purposes of this section, the operating day shall be defined as the hours of operation specified in the solid waste facility permit, and may extend for more than 24 hours if operations are continuous. Waste-derived alternative daily cover shall be processed prior to spreading and compacting on the working face and applied and compacted to ensure that all exposed waste is completely covered by ADC and that there are no open voids within the cover material or in contact with the underlying wastes. Waste materials used as ADC that already meet the grain-size specifications of these regulations, or an alternative grain size approved by the EA and CIWMB pursuant to this section, need not be processed if the EA determines that the material as received at the landfill is adequate to perform the functions of daily cover and meets the appropriate specifications.

(3) Should the application of alternative daily cover become impracticable or contribute to conditions hazardous to public health and safety and the environment, the owner or operator shall terminate such use and revert to the use of compacted earthen cover material in accordance with section 20680. For the purposes of this section, impracticable conditions are those which make placement of alternative daily cover difficult due to adverse climatic or other conditions such that the performance requirements of (a)(2) cannot be met.

(4) The owner or operator shall place compacted earthen material over the entire working face at the end of any operating day preceding a period of time greater than 24 hours when the facility is closed, unless procedures as required by the EA are in place to ensure that the requirements of (a)(2) and (a)(3) are met. A stockpile of earthen cover material and required equipment shall be available to ensure a corrective response to violation of (a)(2) and (a)(3). Whenever an EA determines that an application of ADC is not meeting the requirements of this standard, the EA may direct the operator to immediately cover the ADC with soil. The continuing use of ADC that has been determined by the EA as not meeting the requirements of this section may become the basis for the EA to take enforcement action to seek compliance with the requirements of this section.

(5) The owner or operator shall maintain a record of waste derived alternative daily cover in accordance with Title 14, California Code of Regulations, section 18800 et. seq. The records shall be available for inspection by authorized representatives of the EA, the local health agency, and the CIWMB during normal business hours and retained in the operating record near the site or in an alternative location approved by the EA.

(6) For waste classification, composition, and liquid percolation requirements of alternative daily cover, refer to the SWRCB requirements set forth in section 20705.

(7) Waste derived materials used as alternative daily cover shall be restricted to quantities no more than necessary to meet the performance requirements of ¶(a)(2), or as specified in subdivision (b) of this section. Should the CIWMB determine after consulting with the EA that an owner or operator violated this standard, the owner or operator shall revise the applicable reports to reflect the overuse as disposal, and pay the required Board of Equalization (BOE) disposal tipping fees for the amount of overuse. EAs shall not be responsible for making such determinations.

(8) Compost, co-compost, and chemically fixed sewage sludge and water treatment sludge only, that meet the performance standards for cover material, shall be limited to up to 25 percent of landfill cover materials or landfill cover extenders as required under Public Resources Code (PRC) 42245. For the purposes of this section, "chemically fixed sewage sludge" means solid and semisolid residue generated during the treatment of domestic sewage. The 25 percent limit shall apply on a quarterly basis to the total daily and intermediate cover or cover extender use. For the purposes of this section, landfill cover extenders shall mean compost, co-compost, or chemically fixed sewage sludge blended or mixed with soil.

(9) Storage and handling of waste derived materials at the landfill for use as alternative daily cover shall be conducted in a manner to protect public health and safety and the environment, and control vectors, fires, odors, blowing litter, scavenging, and nuisances.

(10) The EA shall apply this section to disposal facilities other than municipal solid waste landfill units as necessary to control vectors, fires, odors, blowing litter, scavenging, and nuisances without presenting a threat to human health and the environment. This requirement shall also apply to municipal solid waste landfills which qualify for a delay in the general compliance date or additional flexibility as specified in 40 CFR Part 258.

(11) The owner or operator shall implement a program described in the Report of Disposal Site Information as required by section 21600(b)(6) to minimize contamination of alternative daily cover with wastes not included within the individual alternative daily cover material types specified in subdivision (b) of this section and wastes that would conflict with the performance requirements of (a)(2).

(b) Specific Requirements

All types of ADC must be approved by the EA in writing prior to use at solid waste landfills as consistent with Title 27, California Code of Regulations, section 21570 through section 21686. Proposed uses of alternative daily cover materials not specified shall be subject to site specific demonstration projects approved by the EA with concurrence by the CIWMB to establish suitability as daily cover. Unless otherwise specified in this section, alternative daily cover use by blending listed materials other than using side-by-side on the working face, or layering on top of one another listed materials, shall require site-specific demonstration projects approved by the EA with concurrence by the CIWMB as required by subsection (a)(1). Site specific demonstration projects are not required for the following materials used as specified and in accordance with subdivision (a) of this section.

(1) Geosynthetic Fabric or Panel Products (Blankets)

(A) Geosynthetic blanket products shall be removed from the waste and the waste shall be covered with new waste or approved cover materials within 24 hours of product placement, unless the product is intended to be nonreusable, or has been approved by the EA for continuous use beyond 24 hours.

(2) Foam Products

(A) Foam products shall not be applied when there is precipitation or when there is a local forecast of greater than 40% chance of precipitation within 8 hours of application time in the vicinity of the landfill.

(B) Foam products shall be covered with waste or other approved cover materials within 72 hours of application, unless a shorter time period is required by the EA to meet the requirements of ¶(a)(2) and (a)(3) of this section.

(3) Processed Green Material

(A) For the purposes of this section, processed green material means any plant material that is either separated at the point of generation, or separated at a centralized facility that employs methods to minimize contamination. Green material includes, but is not limited to, yard trimmings, untreated wood wastes, paper products, and natural fiber products. Green material does not include treated wood waste, mixed demolition or mixed construction debris, manure and plant waste from the food processing industry, alone or blended with soil. Processed green material may include varying proportions of wood waste from urban and other sources and shall be ground, shredded, screened, source separated for grain size, or otherwise processed.

(B) Green material used for alternative daily cover shall be processed prior to being applied to the working face unless the green material to be used as alternative daily cover already meets the grain size specifications. Prior to spreading and compacting on the working face, processed green material shall comply with a grain size specification by volume of 95 percent less than 6 inches. Alternative processing and grain size specification requirements may be approved by the EA if the EA determines that the alternative meets the performance requirements of ¶(a)(2) and (a)(3) of this section and the CIWMB concurs.

(C) Processed green material shall be restricted to a minimum compacted thickness of 6 inches and average compacted thickness of less than or equal to 12 inches.

(D) Processed green material placed as cover shall not be exposed for greater than 21 days.

(4) Sludge and Sludge-Derived Materials

(A) Public contact with sludge or sludge-derived materials, either alone or blended with soil, ash, processed green material, or stabilization agents such as lime, lime kiln dust, or cement kiln dust, shall be prohibited. This prohibition shall apply to staging, processing, tipping, and cover placement areas.

(B) Sludge or sludge-derived materials, either alone or blended with soil, processed green material, ash, or stabilization agents such as lime, lime kiln dust, or cement kiln dust, shall form a compacted material which can be placed without forming open voids or causing material to be tracked off the working face area.

(C) Sludge or sludge-derived materials shall be restricted to a minimum compacted thickness of 6 inches and average compacted thickness of less than or equal to 12 inches.

(5) Ash and Cement Kiln Dust Materials

(A) Ash and Cement Kiln Dust, either alone or blended with earthen material or stabilization agents, shall form a compacted material which can be placed without forming open voids or causing material to be tracked off the working face area. For the purposes of this section ash means the nonhazardous residue from the combustion of material or the hazardous residue which

may be managed as a nonhazardous waste in accordance with Title 22 California Code of Regulations sections 66260.200(f) or 66260.210.

(B) Ash and Cement Kiln Dust, either alone or blended with earthen material or stabilization agents shall be used as alternative daily cover in a manner to minimize the creation of dust.

(C) Ash and Cement Kiln Dust, either alone or blended with earthen material or stabilization agents, shall be restricted to a minimum compacted thickness of 6 inches and average compacted thickness of less than 12 inches.

(6) Treated Auto Shredder Waste

(A) Auto shredder waste shall be treated pursuant Title 22, California Code of Regulations, section 66268.106(a)(1).

(B) Treated auto shredder waste used for alternative daily cover shall be restricted to a minimum compacted thickness of 6 inches and average compacted thickness of less than 24 inches.

(7) Contaminated Sediment, Dredge Spoils, Foundry Sands, Energy Resource Exploration and Production Wastes

(A) Contaminated sediment, dewatered dredge spoils, foundry sands, or processed energy resource exploration and production wastes shall be restricted to a minimum compacted thickness of 6 inches and average compacted thickness of less than 12 inches. Such materials shall form a compacted material which can be placed without forming open voids or causing material to be tracked off the working face area.

(8) Compost Materials

(A) Except as provided in ¶(b)(8)(B), of this section, compost shall meet the environmental health standards of Title 14, California Code of Regulations, Division 7, Chapter 3.1, Article 7.

(B) Public contact shall be precluded from cover staging, processing, tipping, and placement areas for compost which does not meet the environmental health standards of Title 14, California Code of Regulations, Division 7, Chapter 3.1, Article 7.

(C) Compost materials shall be restricted to a minimum compacted thickness of 6 inches and average compacted thickness of less than or equal to 12 inches. Compost materials shall comply with a grain size specification by volume of 95 percent less than 6 inches.

(9) Processed Construction and Demolition Wastes and Materials

(A) Processed construction and demolition wastes and materials shall be ground, pulverized, shredded, screened, source separated, or otherwise processed, alone or mixed with soil in a manner to provide a compacted material free of open voids when applied to meet the performance requirements as alternative daily cover.

(B) Processed construction and demolition wastes and materials used as alternative daily cover shall be restricted to the following materials: rock, concrete, brick, sand, soil, ceramics, cured asphalt, lumber and wood, wood products, roofing material, plastic pipe, plant material when commingled from construction work, and fines derived from processing the above materials.

(C) Construction and demolition wastes shall be processed prior to being applied to the working face. Prior to spreading and compacting on the working face, these materials shall comply with a grain size specification by volume of 95 percent less than 12 inches and 50 percent less than 6 inches as determined by the EA. The CIWMB shall provide technical assistance in making this determination if requested by the EA. Alternative processing and grain size specification requirements may be approved by the EA if the EA determines that the alternative meets the performance requirements of ¶(a)(2) and (a)(3) of this section and the CIWMB concurs.

(D) Construction and demolition wastes shall be restricted to a minimum compacted thickness of 6 inches and average compacted thickness of less than 18 inches.

(10) Shredded Tires

(A) Shredded tires used as daily cover alone or mixed with soil shall be shredded such that 50% by volume is smaller than 6 inches in length and no individual pieces are greater than 12 inches in length.

(B) Shredded tires used as alternative daily cover without admixed soil shall not be applied when there is precipitation or when there is a local forecast of greater than 40% chance of precipitation within 8 hours of application time in the vicinity of the landfill.

(11) Spray Applied Cementitious Products

(A) Such products shall not be applied when there is a local forecast of greater than 40 percent chance of precipitation within 8 hours of application time in the vicinity of the landfill.

Note:

Authority cited:

Section 40502, 41781.3, 43020, 43021, 43030 and 43103 Public Resources Code.

Reference:

Sections 40508, 42245, 43020 and 43021 Public Resources Code; and Title 40 Code of Federal Regulations Section 258.21.

20695. CIWMB - Cover Performance Standards. [T14:Section 17683]

The EA may require the following cover performance standards if necessary to control vectors, fires, odors, and blowing litter and to evaluate the suitability of alternative daily or intermediate cover:

(a) Vectors

(1) **Threshold Values**-The following shall constitute threshold values for vector populations:

(A) **Flies**-A fly grill survey value of six (6) or more domestic flies, or observations of domestic flies in the "crawler" stage (newly emerged adults prior to wings becoming functional) at a density of three (3) or more per square yard of surface area at any location on the disposal area. Domestic flies are considered to be those species in the Families: Muscidae (including Anthomyiidae), Calliphoridae, Sarcophagidae, and Drosophilidae.

(B) **Domestic Rats**-The trapping of one or more domestic rats anywhere on the disposal site. Domestic rats are considered to be any species in the genus Rattus.

(C) **Field Rodents**-Observation of five (5) or more field rodents feeding on the active face of the disposal site. Field rodents are considered to be any species in the Family Sciuridae.

(D) **Mosquitoes**-The observation of any immature mosquito stages from water holding waste materials on the disposal site.

(E) **Wasps, cockroaches, etc.**-The observation of excessive populations utilizing accepted norms.

(2) **Inspection Practices**

(A) **Schedule**-Fly grill surveys shall be conducted on each disposal site a minimum of once per week. Sampling to determine the species composition of the fly population shall be conducted a minimum of once per month. Rat trapping surveys shall be conducted at least once each month. Observations for mosquitoes, wasps, cockroaches, "crawler" flies or other types of vectors shall be made during each inspection of the disposal site. The EA may approve alternative inspection schedules or cease inspections if previous inspections or other observations indicate no further threat to public health and safety.

(B) **Procedure**-Ten (10) fly grill counts shall be made over appropriate attractants on the active face of the disposal site during each inspection utilizing accepted practices to count and record the flies. The five (5) highest counts shall be averaged to obtain the value for that inspection. In sampling to provide qualitative data for the fly species composition on a disposal site, any of the following or other acceptable method for sampling adult flies shall be observed:

-bait traps, exposed for at least a continuous 24-hour period at separate locations, or

-sticky tapes, exposed for a continuous 24-hour period at separate locations, or

-utilization of a standard insect net on the active working face, or

-other approved method to provide a representative sample.

For uniformity of information, one of the approved methods shall be selected for use on a continuing basis at each disposal site.

A minimum of two (2) domestic rat trap lines each containing twenty (20) traps shall be operated for one night on each disposal site at the prescribed frequency. Traps appropriately baited, shall be set at 20-foot intervals in each trap line. One trap line shall be located on or as close to the active face as practical. The other trap line shall be located on the periphery of the site in suitable rodent habitat. On very large sites additional trap lines will be required to provide an adequate sample. Visual observations of field rodents or their signs shall be made and recorded during each inspection.

(C) **Equipment**-All fly surveys conducted on the active face of the disposal site shall be made with a Scudder fly grill. This device is a square grill consisting of 24 slats, each 3' * 3/4" * 1/4" placed 3/4" apart on a z.-shaped framework. Species composition of fly populations at the site shall be made with the use of fly traps, sticky tapes, an insect net, or other approved method to provide a representative sample. Snap traps or live traps, or a combination thereof, of suitable size and design shall be used to capture mature domestic rats.

(D) **Records**-The following information shall be recorded at a minimum during each inspection: Name of site; location; date of inspection; name of person(s) making the inspection; the time the inspection began; the time the inspection ended; temperature; wind conditions; moisture conditions; sky conditions; shade; attractants, when applicable; results of the 10 Scudder grill counts; number and species of all flies captured; number of domestic rats trapped since the previous inspection; number of field rodents observed (or signs of their presence), and the presence of any mosquitoes, wasps, cockroaches, or other types of vectors.

These records shall be kept up to date and shall be submitted to the EA upon request.

(b) Fire

Burning material, or any solid waste at a temperature likely to cause fire, shall not be deposited in the fill. Said material shall initially be deposited in a separate location a sufficient distance from the fill area to prevent fires from spreading to the normal fill area. It shall then be spread in a single layer not exceeding one (1) foot in thickness and immediately covered with a sufficient amount of earth or sprayed with sufficient fire retardant to extinguish all combustion. Final disposition of the material shall not take place until the operator is certain that no further combustion will take place under any conditions.

Fires which originate within the fill shall be handled by removing all the burning material from the fill and extinguishing it as described above, or by in-situ practices approved by the EA, in consultation with the local fire authority. Excavation of burning materials shall be undertaken in a planned and controlled manner; with sufficient fire fighting equipment present to control any "flare-ups" which may occur as outside air reaches the burning materials. The EA shall be immediately notified of any fire.

(c) Litter

Accumulation or offsite migration of litter in quantities that create a nuisance, injury to the public and personnel, or cause other problems, shall be prevented.

(d) Alternative Methods

Alternative cover performance standards in lieu of ¶(a) through (c) of this section may be applied by the EA with concurrence by the CIWMB.

Note:

Authority Cited:

Section 40502, 41781.3, Public Resources Code.

Reference:

Sections 40508, 43020, 43021 and 43103, Public Resources Code; and Code of Federal Regulations Section 258.21.

20700. CIWMB - Intermediate Cover. (Title 14, Section 17684)

(a) Compacted earthen material at least twelve (12) inches shall be placed on all surfaces of the fill where no additional solid waste will be deposited within 180 days to control vectors, fires, odors, blowing litter, and scavenging.

(b) Alternative materials of alternative thickness (other than at least twelve inches of earthen material) for intermediate cover may be approved by the EA with concurrence by the CIWMB, if the owner or operator demonstrates that the alternative material and thickness control vectors, fires, odors, blowing litter, and scavenging without presenting a threat to human health and the environment.

(c) For waste classification, composition, and liquid percolation requirements of intermediate cover and alternative intermediate cover, refer to the SWRCB requirements set forth in section 20705 of this article.

(d) Proposed use of alternative intermediate cover shall be subject to site specific demonstration to establish suitability as intermediate cover. Demonstration projects shall be approved by the EA with concurrence by the CIWMB.

Note:

Authority Cited:

Section 40502, 41781.3, Public Resources Code.


Reference:

Sections 40508, 43020, 43021 and 43103, Public Resources Code; and Code of Federal Regulations Section 258.21.



**CENTRAL CONTRA COSTA
SOLID WASTE AUTHORITY**

**Central Contra Costa Solid Waste Authority
Request for Proposals
For Collection and Processing Services**



HF&H Consultants, LLC

**FINAL VERSION
July 2, 2013**

Table 2
Summary of Current Services

MATERIAL STREAM (COLLECTOR)	TRANSFER STATION (FACILITY OWNER)	PROCESSING OR DISPOSAL FACILITY (FACILITY OWNER)
Residential Solid Waste (AWS)	Contra Costa Transfer and Recovery Station (AWS)	Keller Canyon Landfill (AWS)
Residential Recyclables and Recyclables from Small Businesses (WM)	Direct Haul (WM)	I-680 Corridor: Pacific Rim Recycling Facility (PRR) I-24 Corridor: Davis Street Resource Recovery Complex (WM)
Residential Organics (including green materials and home food scraps) (WM)	I-680 Corridor: A portion is directly hauled (WM) to Keller Canyon Landfill (AWS) and a portion is directly hauled (WM) to Contra Costa Transfer and Recovery Station (AWS) I-24 Corridor: Davis Street Transfer Station (WM)	I-680 Corridor: Various facilities including Keller Canyon Landfill (used as alternative daily cover) (AWS), Golden Bear composting (AWS), and biomass facilities I-24 Corridor: Newby Island composting facility (AWS)
Commercial Solid Waste (AWS)	Contra Costa Transfer and Recovery Station (AWS)	Keller Canyon Landfill (AWS)
Commercial Recyclables - Large Businesses (Multiple Haulers)	Multiple locations through several Non-Exclusive Franchises	Multiple locations through several Non-Exclusive Franchises
Commercial Food Waste (AWS)	Contra Costa Transfer and Recovery Station (AWS, including food waste grinding and transfer)	Water treatment facility (for anaerobic digestion) (EBMUD)

2.2 Current Franchise Collection Services

A. Overview

Table 3 summarizes the CCCSWA's current solid waste, recyclable materials, and organic materials collection services provided to single-family, multi-family, and commercial customers. Other franchise services include: collection of materials from member agency facilities, schools, and special events; billing; customer service; recyclables processing; and, organics processing. Additional informational on the CCCSWA's current collection and diversion programs can be found on the CCCSWA website's at www.wastediversion.org. AWS and WM provide the same collection services to each Member Agency with the exception that WM does not collect home food scraps from residents in Danville and the unincorporated area. Collection service is not a mandatory requirement for residents and businesses in the CCCSWA service area. Customers voluntarily subscribe to franchise haulers' collection services or self-haul materials.

business for storage of the clean food waste. Additionally, businesses are given signs and posters to help remind employees how to participate in the food recycling project. AWS provides customers with the choice of 64-gallon carts, 1 cubic yard bins, or 2 cubic yard bins and provides collection up to three times per week. Currently, there is no charge for this service.

2.1.2 Transfer, Processing, and Disposal Services

The recyclable materials collected by WM from member agencies along the Interstate 680 corridor (Walnut Creek, Danville, and some unincorporated areas of Contra Costa County) are taken by WM to PRR facility in Benicia for processing. The CCCSWA has a separate processing contract with PRR for recyclables processing. The recyclable materials that are collected from Highway 24 corridor member agencies (Lafayette, Moraga, and Orinda) are taken by WM to WM's Davis Street Transfer Station for processing.

The residential organic materials that are collected in the I-680 corridor jurisdictions are taken by WM to various facilities. For these jurisdictions, WM hauls some residential organic materials directly to Keller Canyon landfill for use as alternative daily cover (ADC) and hauls the remaining organics to the Contra Costa Transfer and Recovery Station where AWS transfers the organics to various other facilities. WM collects the residential organic materials from the Highway 24 corridor jurisdictions and hauls the materials to WM's Davis Street Transfer Station for transfer to Newby Island facility for composting. In FY 11/12, 24 percent of the residential organic materials from the Service Area were used as ADC at Keller Canyon landfill, 42 percent were hauled to the Contra Costa Transfer and Recovery Station and various composting and biomass facilities, and 34 percent were hauled to Davis Street Transfer Station and then to Newby Island composting facility.

The CCCSWA has a separate processing contract with East Bay Municipal Utility District (EBMUD) for processing the commercial food waste collected by AWS. AWS transports the commercial food waste it collects to the Contra Costa Transfer and Recovery Station where AWS grinds the material to two inch minus particle size and then transfers the material to EBMUD. EBMUD's wastewater treatment plant is used to decompose the commercial food waste through anaerobic digestion. The process results in a compost product and capture of methane gas used to create energy.

All solid waste collected by AWS is hauled to Contra Costa Transfer and Recovery Station and then disposed of at Keller Canyon Landfill, which is owned and operated by AWS.

2.2 Demographic Information

Table 5 presents some residential demographic information for the service area.

Table 5
Population and Household Data for the CCCSWA

	Population	Households	Persons per Household
2010	215,796	86,213	2.5
2020	225,767	91,207	2.5
2030	235,627	96,499	2.4

Source: Projections per Association of Bay Area Governments Projections, 2007 with an estimate of the County population and households in the CCCSWA service area.

2.3 Historical Tonnage and Account Data

A. Tonnage Data

Table 6 summarizes solid waste, recyclables, and organics tonnage information for the past four years. Tonnage information by jurisdiction, month, and collection program is in Attachment 3.

Table 6
Solid Waste, Recyclables, and Organics Tonnage Information

	FY 09/10	FY 10/11	FY 11/12	FY 12/13
Solid Waste Collected (AWS)				
Single-Family	47,854	48,062	47,233	45,896
Multi-Family	11,264	11,578	11,352	11,487
Commercial	21,849	20,688	20,317	19,071
Drop Box	20,500	19,372	15,706	15,173
Total	101,467	99,700	94,608	91,627
Commercial Food Waste Collected	N.A.	1,381	1,711	2,301
Recyclables Collected (WM)*				
Single-Family	34,038	35,388	34,806	30,439
Multi-Family	3,014	2,453	2,220	2,132
Small Business	820	837	1,046	1,227
Total	37,872	38,678	38,072	33,798
Organics Collected (WM)*				
Single-Family	51,940	55,544	53,327	53,740
Multi-Family	1,445	1,981	1,994	1,937
Total	53,386	57,525	55,321	55,678
Total Materials Collected	192,725	197,284	189,712	183,403

*Tonnage includes residuals

FY March - Feb

Source: HF&H compiled data based on tonnage reports submitted by AWS and WM.

B. Single-Family Account Data

Both AWS and WM provide collection services to single-family customers. The CCCSWA has current account data information, including number of accounts by service type. Table 7 provides a summary of the account information. Additional account data is provided for each member agency in Attachment 3. Single-family customers were provided with 64-gallon recycling and organics carts unless a 96-gallon cart was requested by the customer. (Under the Future Franchise Agreement, the default size for recycling and organics carts will be 96 gallons.) Account information indicates that approximately 1,241 customers have 96-gallon organics carts. Data was not readily available on the number of customers that have 96-gallon recycling carts nor was data available on the number of customers have two or more recycling or organics carts.

Verified Composting & ADC TONS Reported by The Central Contra Costa Solid Waste Authority to CalRecycle

2012 CCCSWA Annual Report (Attached)

17,678 TONS of Verified Composting Done in CCCSWA Cities – PAGE 13

22,785 TONS of ADC Derived from CCCSWA Cities – PAGE 13

2011 CCCSWA Annual Report (Attached)

ZERO TONS of Verified Composting Done in CCCSWA Cities – PAGE 13

20,333 TONS of ADC Derived from CCCSWA Cities (in Column 7040-FR-ADC) – PAGE 13

2010 – Golden Bear Richmond was not in Operation and Running yet. No Verified Composting in 2010

Annual Report Summary: Central Contra Costa Solid Waste Authority (CCCSWA) (2011)

This Annual Report Summary is an official record of your CalRecycle Electronic Annual Report submission, except for your Venue/Event section information, which is contained in a separate report. You may reach that section from the Electronic Annual Report's left navigation bar.

Before submitting your report to CalRecycle, please take the time to review everything on this page to confirm it is complete and correct. If you need to modify some information, close this window to return to the Electronic Annual Report to make your corrections. Then, preview the report again.

Summary Generated On: Tuesday, September 11, 2012 at 11:19 AM

Summary Jurisdiction: Central Contra Costa Solid Waste Authority (CCCSWA) Report Year 2011 Filed: Report Staff Reviewed Status:	Jurisdiction Contact Jurisdiction BartCarr Contact: Address: 1850 Mt Diablo Blvd Ste 320 Walnut Creek, CA94596 Phone (925) 906-1801 Number: Fax Number: Email bart@wastediversion.org Address: Update http://www.calrecycle.ca.gov/LGCentral/Contacts/ContactChg.htm Contact Info:
Submitted Information Date Monday, July 30, 2012 at Report 1:51 PM Submitted: Report bart carr Submitted (bart@wastediversion.org) By:	

Disposal Rate Calculation

Definition of Terms

Reporting-Year Disposal Amount (tons) - defaults to the total tonnage disposed in the Reporting-Year by a jurisdiction as reported to the Disposal Reporting System (DRS). Disposal contains all jurisdiction waste that was disposed in CA landfills, transformation facilities, and exported out-of-state. Any changes will require you submit a [Reporting Year Disposal Modification Certification Sheet \(PDF\)](#). See [User's Guide](#) or contact LAMD representative if uncertain.

Disposal Reduction Credits - the EAR calculator will subtract these credits from your requested total in the Reporting-Year Disposal Amount field. Requesting credits will require you submit a [Reporting Year Disposal Modification Certification Sheet \(PDF\)](#). Descriptions of these credits can be found on that sheet. See [EAR User's Guide](#) or contact LAMD representative if uncertain.

Reporting-Year Transformation Waste (tons) - defaults to the total tonnage of waste sent in the Reporting-Year by a jurisdiction to a CalRecycle-permitted transformation facility as reported to the Disposal Reporting System (DRS). Transformation is factored into the Per Capita rate only, and is not deductible. To eliminate the Per Capita credit for transformation tonnage, change the *Reporting-Year Transformation Waste (tons)* number to 0.00.

Reporting-Year Population - January 1st estimate of the number of inhabitants occupying a jurisdiction in the Reporting-Year as prepared by the California Department of Finance (DOF)

Reporting-Year Employment - the estimate of the annual average number of employees by jurisdiction in the Reporting-Year as prepared by the California Employment Development Department (EDD)

Additional Definitions - for additional definitions and/or acronym descriptions, see the [LGCentral Glossary](#).

Reporting-Year Disposal Amount (tons):	106,887.71
Disposal Reduction Credits (Reported):	
Disaster Waste (tons):	0.00
Medical Waste (tons):	0.00
Regional Diversion Facility Residual Waste (tons):	0.00
C&D Waste (tons):	0.00
Class II Waste (tons):	0.00
Out-of-State Export (Diverted) (tons):	0.00
Other Disposal Amount (tons):	0.00

Total Disposal Reduction Credit Amount (tons):	0
Total Adjusted Reporting-Year Disposal Amount (tons):	106,888.00
Reporting-Year Transformation Waste (tons):	00.00
Reporting-Year Population:	164,735
Reporting-Year Employment:	74,703

Reporting-Year Calculation Results (Per Capita)

	Population		Employment	
	Target	Annual	Target	Annual
Disposal Rate without Transformation(pounds/person/day):	3.6		7.8	
Transformation Rate (pounds/person/day):	0.9	0.0	2.0	0.0
The Calculated Disposal Rate (pounds/person/day):	4.7	3.6	9.8	7.8

Calculation Factors

If any boxes are checked, please complete, and sign the [Reporting Year Disposal Modification Certification Sheet](#) and mail, e-mail or FAX to CalRecycle within 7 business days of submitting your report. If you are only claiming report-year disposal deductions for waste transported to a certified Transformation facility, you do not need to fill out the certification request.

Although you will be able to submit your electronic Annual Report without completing this sheet, your Annual Report will not be deemed complete until this sheet is completed and received by CalRecycle. Contact your [LAMD representative](#) for details.

- ☐ Alternative disposal tonnage
☐ Deductions to DRS disposal tonnage

Questions and Responses**Rural Petition for Reduction in Requirements****Rural Petition For Reduction**

1. **Question:** Was your jurisdiction granted a Rural Petition for Reduction by CalRecycle?
 For more information regarding Rural Petition For Reduction, go to [Rural Solid Waste Diversion Home Page](#).

Response

No.

Newly Incorporated Cities**New City**

1. **Question:** Since the date of your last Annual Report, are there any newly incorporated cities within your county/regional agency?

Response

No.

Disposal Rate Accuracy

Disposal Rate Accuracy

- 1. Question:** Are there extenuating circumstances pertaining to your jurisdiction's disposal rate that CalRecycle should consider, as authorized by the Public Resources Code Section 41821(c)? If you wish to attach additional information to your annual report, please send those items or electronic files to your LAMD representative; include a brief description of those files below. If so, please use the space below to tell CalRecycle.

Response

No.

Planning Documents Assessment**Source Reduction and Recycling Element (SRRE)**

- 1. Question:** Does the SRRE need to be revised?

Response

No.

Household Hazardous Waste Element (HHWE)

- 2. Question:** Does the HHWE need to be revised?

Response

No.

Non-Disposal Facility Element (NDFE)

- 3. Question:** Describe below any changes in the use of nondisposal facilities, both existing and planned (e.g., is the jurisdiction using a different facility within or outside of the jurisdiction, has a facility closed, is a new one being planned).

Response

No response has been entered

Non-Disposal Facility Element (NDFE)

- 4. Question:** Are there currently any nondisposal facilities that require a solid waste facility permit located (or planned to be sited) in your jurisdiction that are not identified in your NDFE?

Response

No.

Summary Plan Assessment**Summary Plan**

- 1. Question:** Does the Summary Plan need to be revised?

Response

No.

Siting Element Assessment**Total County or Agency Wide Disposal Capacity**

- 1. Question:** Based on the best available estimates of current and future disposal, how many years of disposal capacity does your county or regional agency have?

Response

56

Total County or Agency Wide Disposal Capacity

- 2. Question:** If you do not currently have 15 years of disposal capacity, describe your strategy for obtaining 15 years of capacity.

Response

No response has been entered

Siting Element Adequacy

- 3. Question:** Does the Siting Element need to be revised? The Siting Element will need to be revised if you have less than 15 years disposal capacity and have not described a strategy for obtaining 15 years disposal capacity.

Response

No.

Areas of Concern / Conditional Approvals**Areas of concern**

- 1. Question:** Did CalRecycle require your jurisdiction to address any areas of concern when determining the adequacy of your solid waste planning documents, or any of their elements?

Response

No.

Conditional approvals

- 2. Question:** Did CalRecycle give conditional approval to any of your solid waste planning documents, or any of their elements?

Response

No.

Additional Information**Additional Information**

- 1. Question:** Is there anything else you would like to tell CalRecycle about unique or innovative efforts by your jurisdiction to reduce waste generation and increase diversion, about your jurisdiction's public education efforts, or about specific obstacles to reaching your jurisdiction's diversion goal? If you wish to attach additional information to your annual report, please send those items or electronic files to your LAMD representative and include a brief description of those files below.

Response

No.

SRRE and HHWE Diversion Programs**1000-SR-XGC (Xeriscaping/Grasscycling)**

Current Status: SO - Selected and Ongoing

Program Start Year: 1990

Existed before 1990: Yes

Report Year Diversion Tons:
1399.00

Selected in SRRE: Yes

Owned or Operated: No

Selected Program Details: Grasscycling

Jurisdiction Notes

2011: CCCSWA promotes grasscycling through instruction in compost workshops and distribution of informational handouts at special events. In 2011, 380 residents attended compost workshops where grasscycling and low-waste gardening practices were taught. Regional Agency member cities continue ongoing grasscycling as part of turf area maintenance in public parks and civic areas encompassing approximately 224 acres. Estimates of grasscycling diversion based on reported acreage and CIWMB/CalRecycle estimate of 350 lbs clippings/1000 sq ft includes - Walnut Creek: 583 tons of grass waste diverted through grasscycling, Danville: 686 tons, Moraga: 34 tons, Orinda: 41 tons, Lafayette: 55 tons.

1010-SR-BCM (Backyard and On-Site Composting/Mulching)

Current Status: SO - Selected and Ongoing	Program Start Year: 1990	Existed before 1990: Yes
	Report Year Diversion Tons: 937.00	Selected in SRRE: Yes
		Owned or Operated: No

Jurisdiction Notes

2011: CCCSWA operates a regional program that offers free instructional workshops, free DVD videos (available on loan), reduced cost compost bins (Biostack and Earth Machine compost bins) and home composter certification with \$1.50 rate reduction. 380 residents attended free workshops in 2011. Reduced cost compost bins are available and sold to residents and businesses in all CCCSWA member cities and unincorporated areas. Funding to subsidize the reduced purchase price comes from the CCCSWA Diversion Incentive Fund (DIF). The \$1.50/month garbage rate reduction continued with a total of 1,308 residences receiving this rate reduction. Based on the # of certified composters in the CCCSWA service area, staff estimates the following diversion - Walnut Creek: 311 Tons, Orinda: 155 Tons, Lafayette: 203 Tons, Moraga 101 Tons, Danville: 167 Tons

1020-SR-BWR (Business Waste Reduction Program)

Current Status: SO - Selected and Ongoing	Program Start Year: 1990	Existed before 1990: Yes
	Report Year Diversion Tons: 0.00	Selected in SRRE: Yes
		Owned or Operated: No

Jurisdiction Notes

2011: The CCCSWA, working with its franchised and permitted recyclers, continues to conduct waste audits, on request, at businesses, business parks, and office buildings to improve recycling services. As part of the audit visit, the service providers will suggest waste reduction practices to assist businesses to effectively reduce and recycling waste."

1030-SR-PMT (Procurement)

Current Status: SO - Selected and Ongoing	Program Start Year: 1992	Existed before 1990: Yes
	Report Year Diversion Tons: 0.00	Selected in SRRE: Yes
		Owned or Operated: No

Jurisdiction Notes

2011: No Change.

1040-SR-SCH (School Source Reduction Programs)

Current Status: AO - Alternative and Ongoing	Program Start Year: 2000	Existed before 1990: No
	Report Year Diversion Tons: 0.00	Selected in SRRE: No
		Owned or Operated: No

Jurisdiction Notes

2011: The "Waste Buster" Certification Program is used to set up and support classroom waste reduction and recycling activities and educational presentations for local schools. Garden composting and grasscycling are two methods used at most schools. Educators also reuse paper (backsides) and make duplex copies to reduce paper waste.

1050-SR-GOV (Government Source Reduction Programs)

Current Status: SO - Selected and Ongoing	Program Start Year: 1992	Existed before 1990: Yes
	Report Year Diversion Tons: 0.00	Selected in SRRE: Yes
		Owned or Operated: No

Jurisdiction Notes

2011: Lafayette, Moraga, and Walnut Creek collect tree and landscape prunings for grinding, and use as mulch. Public works staff also "grasscycle" large turf areas and reuse scrap concrete and surplus dirt for soil stabilization. Staff practice paper reduction through duplex copying, use of emails, reusable ceramic cups, plates, and utensils in breakrooms. Walnut Creek continues to utilize its "Reuse Room" where excess office equipment and supplies are taken for display and redistribution.

1060-SR-MTE (Material Exchange, Thrift Shops)

Current Status: SO - Selected and Ongoing	Program Start Year: 1990	Existed before 1990: Yes
	Report Year Diversion Tons: 0.00	Selected in SRRE: Yes
		Owned or Operated: No

Jurisdiction Notes

2011: No Change.

2000-RC-CRB (Residential Curbside)

Current Status: SO - Selected and Ongoing	Program Start Year: 1989	Existed before 1990: Yes
	Report Year Diversion Tons: 55211.00	Selected in SRRE: Yes
		Owned or Operated: No

Selected Program Details: Multi-family residences | Single-family residences | Commingled (Single-stream) | Glass | Metal | Miscellaneous paper (includes phone books, catalogs, magazines and other paper) | Newspaper | Office paper (white & colored ledger, computer paper, other office paper) | Plastic 1-2 | Plastic 3-7 | Uncoated corrugated cardboard and paper bags

Jurisdiction Notes

2011: Households in the CCCSWA service area are served by single stream weekly curbside collection. Diversion tons reported reflect amount of collected comingled recyclables in 2011 (not including green waste). Walnut Creek: 17,289 Tons, Danville: 16,411 Tons, Lafayette: 8,754 Tons, Moraga: 5,421 Tons, Orinda: 7,336 Tons

2010-RC-DRP (Residential Drop-Off)

Current Status: SO - Selected and Ongoing	Program Start Year: 1989	Existed before 1990: Yes
	Report Year Diversion Tons: 1349.00	Selected in SRRE: Yes
		Owned or Operated: No

Jurisdiction Notes

2011: Central County residents are served by the Walnut Creek Recycling Center (WCRC), a recycling center/drop off located in downtown Walnut Creek. The WCRC accepts mixed paper, cardboard, plastics (#1-5, #7), scrap wood, scrap metal, green waste, and CRV containers. Walnut Creek: 1,097 Tons Danville: 47 Tons, Lafayette: 109 Tons, Moraga: 47 Tons, Orinda: 49 Tons,

2020-RC-BYB (Residential Buy-Back)

Current Status: SO - Selected and Ongoing	Program Start Year: 1989	Existed before 1990: Yes
	Report Year Diversion Tons: 174.00	Selected in SRRE: Yes
		Owned or Operated: No

Jurisdiction Notes

2011: The CCCSWA, through its newsletter and website, has promoted the continuing operation of the Walnut Creek Recycling Center (WCRC) Buy-back for use by residents from all CCCSWA member communities. WCRC Buyback tonnages reported include: Walnut Creek: 137 Tons, Danville: 7 Tons, Lafayette: 22 Tons, Moraga: 3 Tons, Orinda: 6 Tons

2030-RC-OSP (Commercial On-Site Pickup)

Current Status: SO - Selected and Ongoing	Program Start Year: 1993	Existed before 1990: Yes
	Report Year Diversion Tons: 17473.00	Selected in SRRE: Yes
		Owned or Operated: No

Selected Program Details: Commingled (Single-stream) | Source separated | Film Plastic | Glass | Metal | Miscellaneous paper (includes phone books, catalogs, magazines and other paper) | Newspaper | Office paper (white & colored ledger, computer paper, other office paper) | Plastic 1-2 | Plastic 3-7 | Uncoated corrugated cardboard and paper bags

Jurisdiction Notes

2011: The CCCSWA has two programs providing on-site collection for central county businesses. The Small Business Program serves small commercial generating two cubic yards or less of refuse per week with free collection service. Larger generators are served by a regional permitted recycling services. Diversion tons reported reflect amount of materials recovered from CCCSWA communities through the small business program and permitted collector system: Walnut Creek: 7,997 Tons, Danville: 3,738 Tons, Lafayette: 2,199 Tons, Moraga: 956 Tons, Orinda: 2,584 Tons

2040-RC-SFH (Commercial Self-Haul)

Current Status: AO - Alternative and Ongoing	Program Start Year: 1998	Existed before 1990: No
	Report Year Diversion Tons: 8143.00	Selected in SRRE: No
		Owned or Operated: No

Jurisdiction Notes

2011: Material recovered from self hauled waste at the Contra Costa Transfer & Recovery Station (CCTRS) in 2011 includes: Walnut Creek: 3,792 Tons, Danville: 1,628 Tons, Lafayette: 1,027 Tons, Moraga: 801 Tons, Orinda: 893 Tons

2050-RC-SCH (School Recycling Programs)

Current Status: SO - Selected and Ongoing	Program Start Year: 1990	Existed before 1990: Yes
	Report Year Diversion Tons: 458.00	Selected in SRRE: Yes
		Owned or Operated: No

Jurisdiction Notes

2011: The CCCSWA operates the "WasteBusters" Program to assist schools in setting up and operating waste reduction and recycling activities and education assistance. Recycling reporting is required as part of the WasteBusters program. Reported weights for 2011 include: Walnut Creek: 192 Tons, Lafayette: 92 Tons, Moraga: 76 Tons, Orinda: 97 Tons

2060-RC-GOV (Government Recycling Programs)

Current Status: SO - Selected and Ongoing	Program Start Year: 1989	Existed before 1990: Yes
	Report Year Diversion Tons: 0.00	Selected in SRRE: Yes
		Owned or Operated: No

Jurisdiction Notes

2011: No Change.

2070-RC-SNL (Special Collection Seasonal (regular))

Current Status: SO - Selected and Ongoing	Program Start Year: 1990	Existed before 1990: Yes
	Report Year Diversion Tons: 451.00	Selected in SRRE: Yes
		Owned or Operated: No

Jurisdiction Notes

2011: Seasonal holiday tree Collection: Walnut Creek: 119 Tons, Danville: 138 Tons, Lafayette: 68 Tons, Moraga: 50 Tons, Orinda: 76 Tons

3000-CM-RCG (Residential Curbside Greenwaste Collection)

Current Status: SO - Selected and Ongoing	Program Start Year: 1990	Existed before 1990: Yes
	Report Year Diversion Tons: 40392.00	Selected in SRRE: Yes
		Owned or Operated: No

Jurisdiction Notes

2011: Curbside green waste collection uses 64 gallon carts collected weekly. Residents of Orinda, Moraga, Lafayette, and Walnut Creek are permitted to add food waste with their yard waste. Collected volume of material is: Walnut Creek: 12,648 Tons Danville: 12,007 Tons Lafayette: 6,404 Tons Moraga: 3,966 Tons Orinda: 5,367 Ton

3010-CM-RSG (Residential Self-haul Greenwaste)

Current Status: SO - Selected and Ongoing	Program Start Year: 1996	Existed before 1990: No
	Report Year Diversion Tons: 1031.00	Selected in SRRE: Yes
		Owned or Operated: No

Jurisdiction Notes

2011: Self hauled greenwaste continued to be accepted from Central County residents and their contractors at the Walnut Creek Recycling Center (WCRC). Walnut Creek: 865 Tons, Danville: 37 Tons, Lafayette: 87 Tons, Moraga: 5 Tons, Orinda: 37 Tons

3020-CM-COG (Commercial On-Site Greenwaste Pick-up)

Current Status: SO - Selected and Ongoing	Program Start Year: 1993	Existed before 1990: No
	Report Year Diversion Tons: 2115.00	Selected in SRRE: Yes
		Owned or Operated: No

Jurisdiction Notes

2011: Businesses receive green waste collection service either under the CCCSWA franchised service or by a permitted commercial recycling service.

3030-CM-CSG (Commercial Self-Haul Greenwaste)

Current Status: SO - Selected and Ongoing	Program Start Year: 1990	Existed before 1990: Yes
	Report Year Diversion Tons: 1590.00	Selected in SRRE: Yes
		Owned or Operated: No

Jurisdiction Notes

2011: Continued green waste collection at the Walnut Creek Recycling Center (WCRC) and regional transfer stations: Walnut Creek: 147 Tons Danville: 1,099 Tons Lafayette: 160 Tons Moraga: 125 Tons Orinda: 59 Tons

3040-CM-FWC (Food Waste Composting)

Current Status: AO - Alternative and Ongoing	Program Start Year: 2008	Existed before 1990: No
	Report Year Diversion Tons: 1201.00	Selected in SRRE: Yes
		Owned or Operated: No

Jurisdiction Notes

2011: Commercial food waste source separated collection: Walnut Creek: 535 Tons Danville: 262 Tons Lafayette: 196 Tons Moraga: 117 Tons Orinda: 91 Tons

3050-CM-SCH (School Composting Programs)

Current Status: AO - Alternative and Ongoing	Program Start Year: 2007	Existed before 1990: No
	Report Year Diversion Tons: 0.00	Selected in SRRE: No
		Owned or Operated: No

Jurisdiction Notes

2011: No Change.

3060-CM-GOV (Government Composting Programs)

Current Status: SO - Selected and Ongoing	Program Start Year: 1997	Existed before 1990: No
	Report Year Diversion Tons: 0.00	Selected in SRRE: Yes
		Owned or Operated: No

Jurisdiction Notes

2011: No Change.

4020-SP-TRS (Tires)

Current Status: SO - Selected and Ongoing	Program Start Year: 1990	Existed before 1990: Yes
	Report Year Diversion Tons: 53.00	Selected in SRRE: Yes
		Owned or Operated: No

Jurisdiction Notes

2011: Tires were collected for recycling at the Contra Costa Transfer and Recovery Station (CCTRS) in Martinez.
Walnut Creek: 25 Tons, Danville: 11 Tons, Lafayette: 7 Tons, Moraga: 5 Tons, Orinda: 6 Tons

4030-SP-WHG (White Goods)

Current Status: SO - Selected and Ongoing Program Start Year: 1990 Existed before 1990: Yes
Report Year Diversion Tons: 0.00 Selected in SRRE: Yes
Owned or Operated: No

Jurisdiction Notes

2011: No Change

4040-SP-SCM (Scrap Metal)

Current Status: SO - Selected and Ongoing Program Start Year: 1990 Existed before 1990: Yes
Report Year Diversion Tons: 33.00 Selected in SRRE: Yes
Owned or Operated: No

Jurisdiction Notes

2011: Scrap metal is also recovered during CCCSWA's bulky waste collection service which is provided at no cost to each residence twice annually: Walnut Creek: 16 Tons, Danville: 7 Tons, Lafayette: 4 Tons, Moraga: 3, Tons Orinda: 4 Tons

4050-SP-WDW (Wood Waste)

Current Status: SO - Selected and Ongoing Program Start Year: 1990 Existed before 1990: Yes
Report Year Diversion Tons: 0.00 Selected in SRRE: Yes
Owned or Operated: No

Jurisdiction Notes

2011: Wood waste is recovered from delivered C&D loads and also accepted for recycling at the Contra Costa Transfer & Recovery Station (CCTRS) located near Martinez.

4060-SP-CAR (Concrete/Asphalt/Rubble)

Current Status: SO - Selected and Ongoing Program Start Year: 1990 Existed before 1990: Yes
Report Year Diversion Tons: 1249.00 Selected in SRRE: Yes
Owned or Operated: No

Selected Program Details: Asphalt Paving | Brick | Concrete/cement | Gypsum Board/drywall | Mixed C + D | Rock, soils and fines

Jurisdiction Notes

2011: The CCCSWA encourages recycling of inerts and C&D waste materials from construction and capital improvement projects and promotes C&D and inerts recycling through the CCCSWA website's Recycling Wizard, and informational materials handed out during the building permit application process. Recovery of recyclable C&D waste and inerts in 2010 included: Danville: 226 Tons, Lafayette: 79 Tons, Moraga: 85 tons, Orinda: 153 tons, Walnut Creek: 707 Tons

4090-SP-RND (Rendering)

Current Status: AO - Alternative and Ongoing Program Start Year: 1998 Existed before 1990: No
Report Year Diversion Tons: 0.00 Selected in SRRE: No
Owned or Operated: No

Jurisdiction Notes

2011: No Change.

5000-ED-ELC (Electronic (radio ,TV, web, hotlines))

Current Status: SO - Selected and Ongoing Program Start Year: 1990 Existed before 1990: Yes
Report Year Diversion Tons: 0.00 Selected in SRRE: Yes
Owned or Operated: No

Jurisdiction Notes

2011: No Change.

5010-ED-PRN (Print (brochures, flyers, guides, news articles))

Current Status: SO - Selected and Ongoing Program Start Year: 1990 Existed before 1990: Yes
Report Year Diversion Tons: 0.00 Selected in SRRE: Yes
Owned or Operated: No

Jurisdiction Notes

2011: No Change.

5020-ED-OUT (Outreach (tech assistance, presentations, awards, fairs, field trips))

Current Status: SO - Selected and Ongoing Program Start Year: 1990 Existed before 1990: Yes
Report Year Diversion Tons: 0.00 Selected in SRRE: Yes
Owned or Operated: No

Jurisdiction Notes

In 2011, CCCSWA staff supported 9 community events within its service area including: - Danville: Fall Crafts Fair - Lafayette : Lafayette Earth Day Festival, Art & Wine Festival - Moraga: Community Fair & Moraga Pear Festival - Orinda: Wagner Ranch Nature Area Earth Day Fair, 4th of July Parade - Walnut Creek: Art & Wine Festival, Earth Day

5030-ED-SCH (Schools (education and curriculum))

Current Status: SO - Selected and Ongoing Program Start Year: 1990 Existed before 1990: Yes
Report Year Diversion Tons: 0.00 Selected in SRRE: Yes
Owned or Operated: No

Jurisdiction Notes

2011: Continuing activities supporting schools and school districts: Wastebusters Certification Rewards Program, Materials Recovery Facility field trips, Wastebusters 4Rs Curriculum, Classroom and Lunchtime presentations, Food Waste Collection Program, Waste audits for students, Wastebusters-certified schools, Assemblies by Earthcapades along with our Recyclone Reusable Bags, and Composting workshops

6010-PI-EIN (Economic Incentives)

Current Status: SO - Selected and Ongoing Program Start Year: 1990 Existed before 1990: Yes
Report Year Diversion Tons: 0.00 Selected in SRRE: Yes
Owned or Operated: No

Selected Program Details: Discounts | Rebate | Variable can rate/Quantity based user fee

Jurisdiction Notes

2011: No Change.

6020-PI-ORD (Ordinances)

Current Status: AO - Alternative and Ongoing Program Start Year: 1993 Existed before 1990: No
Report Year Diversion Tons: 0.00 Selected in SRRE: No
Owned or Operated: No

Selected Program Details: C & D ordinance | Recycled content procurement

Jurisdiction Notes

2011: No Change.

7000-FR-MRF (MRF)

Current Status: SO - Selected and Ongoing Program Start Year: 1993 Existed before 1990: No
Report Year Diversion Tons: 0.00 Selected in SRRE: Yes
Owned or Operated: No

Jurisdiction Notes

2011: No Change.

7010-FR-LAN (Landfill)

Current Status: AO - Alternative and Ongoing Program Start Year: 2000 Existed before 1990: No
Report Year Diversion Tons: 0.00 Selected in SRRE: No
Owned or Operated: No

Jurisdiction Notes

2011: No Change.

7020-FR-TST (Transfer Station)

Current Status: SO - Selected and Ongoing Program Start Year: 1995 Existed before 1990: No
Report Year Diversion Tons: 0.00 Selected in SRRE: Yes
Owned or Operated: No

Jurisdiction Notes

2011: No Change.

7030-FR-CMF (Composting Facility)

Current Status: SO - Selected and Ongoing

Program Start Year: 1993

Report Year Diversion Tons: 0.00

Existed before 1990: No

Selected in SRRE: Yes

Owned or Operated: No

Jurisdiction Notes

2011: Green waste and/or residential food scraps are sent to CCL Organics, Newby Island and Recology (Grover) Compost Facilities.

7040-FR-ADC (Alternative Daily Cover)

Current Status: AO - Alternative and Ongoing

Program Start Year: 1990

Report Year Diversion Tons:
20333.00

Existed before 1990: No

Selected in SRRE: No

Owned or Operated: No

Jurisdiction Notes

2011: Danville: 11,729 Tons, Lafayette: 1282 Tons, Moraga: 657 tons, Orinda: 767 tons, Walnut Creek: 5898 Tons

8010-TR-BIO (Biomass)

Current Status: AO - Alternative and Ongoing

Program Start Year: 1998

Report Year Diversion Tons: 0.00

Existed before 1990: No

Selected in SRRE: No

Owned or Operated: No

Jurisdiction Notes

2011: No Change.

8020-TR-TRS (Tires)

Current Status: AO - Alternative and Ongoing

Program Start Year: 1995

Report Year Diversion Tons: 53.00

Existed before 1990: No

Selected in SRRE: No

Owned or Operated: No

Jurisdiction Notes

2011: Local tire shops continue to accept used tires. Lakin Tire is the primary hauler permitted to collect and process tires in the CCCSWA service area: Danville: 11 Tons, Lafayette: 7 Tons, Moraga: 5 tons, Orinda: 6 tons, Walnut Creek: 24 Tons

9000-HH-PMF (Permanent Facility)

Current Status: SO - Selected and Ongoing

Program Start Year: 1990

Report Year Diversion Tons:
306.00

Existed before 1990: Yes

Selected in SRRE: Yes

Owned or Operated: No

Jurisdiction Notes

The Central Contra Costa Sanitary District HHW facility continues to be the primary public disposal facility for hazardous materials generated by households and small businesses in Central County. Walnut Creek Recycling Center (WCRC) also collected used motor oil and antifreeze. Quantities include: WC: 163 Tons, Lafayette: 72

Tons, Danville: 72 Tons, Moraga: 30 Tons, Orinda: 41 Tons. Tonnage amounts are based on collection/drop off reporting provided by the Central Sanitary District and WM.

9010-HH-MPC (Mobile or Periodic Collection)

Current Status: SO - Selected and Ongoing

Program Start Year: 1990

Report Year Diversion Tons: 0.00

Existed before 1990: Yes

Selected in SRRE: Yes

Owned or Operated: No

Jurisdiction Notes

2011: NO Change.

9020-HH-CSC (Curbside Collection)

Current Status: SO - Selected and Ongoing

Program Start Year: 1990

Report Year Diversion Tons:
810.00

Existed before 1990: Yes

Selected in SRRE: Yes

Owned or Operated: No

Jurisdiction Notes

2011: Weekly collection of used oil and filters continued as part of residential Central County curbside collection. 5,670 gallons (810 tons @ 7lbs/gal) were collected in 2011.

9030-HH-WSE (Waste Exchange)

Current Status: AO - Alternative and Ongoing

Program Start Year: 1997

Report Year Diversion Tons: 0.00

Existed before 1990: No

Selected in SRRE: No

Owned or Operated: No

Jurisdiction Notes

2011: Central Contra Costa Sanitary District's permanent collection facility continued to provide a reusable hazardous waste exchange service for selected materials, including latex paints, fertilizer, and household cleaning agents.

9040-HH-EDP (Education Programs)

Current Status: SO - Selected and Ongoing

Program Start Year: 1990

Report Year Diversion Tons: 0.00

Existed before 1990: Yes

Selected in SRRE: Yes

Owned or Operated: No

Jurisdiction Notes

2011: No Change.

9045-HH-EWA (Electronic Waste)

Current Status: AO - Alternative and Ongoing

Program Start Year: 2001

Report Year Diversion Tons: 0.00

Existed before 1990: Yes

Selected in SRRE: Yes

Owned or Operated: No

Jurisdiction Notes

2011: E-waste was collected curbside as part of CCCSWA's periodic reuse collection program.

9050-HH-OTH (Other HHW)

Current Status: SO - Selected and Ongoing

Program Start Year: 1996

Existed before 1990: No

Report Year Diversion Tons: 5.00

Selected in SRRE: Yes

Owned or Operated: No

Jurisdiction Notes

2011: CCCSWA collected 4.7 tons of used household batteries through drop off at local hardware and drug stores.

**Verified Composting & ADC TONS Reported by
The Central Contra Costa Solid Waste Authority
to CalRecycle**

2012 CCCSWA Annual Report (Attached)

17,678 TONS of Verified Composting Done in CCCSWA Cities – PAGE 13

22,785 TONS of ADC Derived from CCCSWA Cities – PAGE 13

2011 CCCSWA Annual Report (Attached)

ZERO TONS of Verified Composting Done in CCCSWA Cities – PAGE 13

20,333 TONS of ADC Derived from CCCSWA Cities (in Column 7040-FR-ADC) – PAGE 13

2010 – Golden Bear Richmond was not in Operation and Running yet. No Verified Composting in 2010

Annual Report Summary: Central Contra Costa Solid Waste Authority (CCCSWA) (2012)

This Annual Report Summary is an official record of your CalRecycle Electronic Annual Report submission, except for your Venue/Event section information, which is contained in a separate report. You may reach that section from the Electronic Annual Report's left navigation bar.

Before submitting your report to CalRecycle, please take the time to review everything on this page to confirm it is complete and correct. If you need to modify some information, close this window to return to the Electronic Annual Report to make your corrections. Then, preview the report again.

Summary Generated On: Monday, September 16, 2013 at 10:21 AM

Summary	Jurisdiction Contact
Jurisdiction: Central Contra Costa Solid Waste Authority (CCCSWA) Report Year 2012 Filed: Report Status: Submitted	Jurisdiction Bart Carr Contact: Address: 1850 Mt Diablo Blvd Ste 320 Walnut Creek, CA 94596 Phone (925) 906-1801 Number: Fax Number: Email bart@wastediversion.org Address: Update http://www.calrecycle.ca.gov/LGCentral/Contacts/ContactChg.htm Contact Info:
Submitted Information	
Date Report Wednesday, July 31, 2013 at Submitted: 2:48 PM Report bart carr Submitted By: (bart@wastediversion.org)	

Disposal Rate Calculation

Definition of Terms

Reporting-Year Disposal Amount (tons) - defaults to the total tonnage disposed in the Reporting-Year by a jurisdiction as reported to the Disposal Reporting System (DRS). Disposal contains all jurisdiction waste that was disposed in CA landfills, transformation facilities, and exported out-of-state. Any changes will require you submit a [Reporting Year Disposal Modification Certification Sheet \(PDF\)](#). See [User's Guide](#) or contact LAMD representative if uncertain.

Disposal Reduction Credits - the EAR calculator will subtract these credits from your requested total in the Reporting-Year Disposal Amount field. Requesting credits will require you submit a [Reporting Year Disposal Modification Certification Sheet \(PDF\)](#). Descriptions of these credits can be found on that sheet. See [EAR User's Guide](#) or contact LAMD representative if uncertain.

Reporting-Year Transformation Waste (tons) - defaults to the total tonnage of waste sent in the Reporting-Year by a jurisdiction to a CalRecycle-permitted transformation facility as reported to the Disposal Reporting System (DRS). Transformation is factored into the Per Capita rate only, and is not deductible. To eliminate the Per Capita credit for transformation tonnage, change the *Reporting-Year Transformation Waste (tons)* number to 0.00.

Reporting-Year Population - January 1st estimate of the number of inhabitants occupying a jurisdiction in the Reporting-Year as prepared by the California Department of Finance (DOF)

Reporting-Year Employment - the estimate of the annual average number of employees by jurisdiction in the Reporting-Year as prepared by the California Employment Development Department (EDD)

Additional Definitions - for additional definitions and/or acronym descriptions, see the [LGCentral Glossary](#).

Reporting-Year Disposal Amount (tons):	107,460.79
Disposal Reduction Credits (Reported):	
Disaster Waste (tons):	0.00
Medical Waste (tons):	0.00
Regional Diversion Facility Residual Waste (tons):	0.00
C&D Waste (tons):	0.00
Class II Waste (tons):	3516.13
Out-of-State Export (Diverted) (tons):	0.00
Other Disposal Amount (tons):	399.71
Total Disposal Reduction Credit Amount (tons):	3916
Total Adjusted Reporting-Year Disposal Amount (tons):	103,545.00
Reporting-Year Transformation Waste (tons):	00.14

REPORTING ENTITY	QUARTER	DESTINATION FACILITY	TRANSFORMATION TON
Stanislaus	3	Covanta Stanislaus, Inc.	00.14
Page 1 of 1		Export To Excel	Count: 1

Reporting-Year Population: 165,813
 Reporting-Year Employment: 75,721

Reporting-Year Calculation Results (Per Capita)

	Population		Employment	
	Target Annual		Target Annual	
Disposal Rate without Transformation(pounds/person/day):	3.4		7.5	
Transformation Rate (pounds/person/day):	0.9	0.0	2.0	0.0
The Calculated Disposal Rate (pounds/person/day):	4.7	3.4	9.8	7.5

Calculation Factors

If any boxes are checked, please complete, and sign the Reporting Year Disposal Modification Certification Sheet and mail, e-mail or FAX to CalRecycle within 7 business days of submitting your report. If you are only claiming report-year disposal deductions for waste transported to a certified Transformation facility, you do not need to fill out the certification request.

Although you will be able to submit your electronic Annual Report without completing this sheet, your Annual Report will not be deemed complete until this sheet is completed and received by CalRecycle. Contact your LAMD representative for details.

- Alternative disposal tonnage
☒ Deductions to DRS disposal tonnage

Questions and Responses

Rural Petition for Reduction in Requirements

Rural Petition For Reduction

1. **Question:** Was your jurisdiction granted a Rural Petition for Reduction by CalRecycle?
 For more information regarding Rural Petition For Reduction, go to Rural Solid Waste Diversion Home Page.

Response

No.

Newly Incorporated Cities

New City

1. **Question:** Since the date of your last Annual Report, are there any newly incorporated cities within your county/regional agency?

Response

No.

Disposal Rate Accuracy

Disposal Rate Accuracy

1. **Question:** Are there extenuating circumstances pertaining to your jurisdiction's disposal rate that CalRecycle should consider, as authorized by the Public Resources Code Section 41821(c)? If you wish to attach additional information to your annual report, please send those items or electronic files to your LAMD representative; include a brief description of those files below. If so, please use the space below to tell CalRecycle.

Response

No.

Planning Documents Assessment**Source Reduction and Recycling Element (SRRE)**

1. **Question:** Does the SRRE need to be revised?

Response

No.

Household Hazardous Waste Element (HHWE)

2. **Question:** Does the HHWE need to be revised?

Response

No.

Non-Disposal Facility Element (NDFE)

3. **Question:** Describe below any changes in the use of nondisposal facilities, both existing and planned (e.g., is the jurisdiction using a different facility within or outside of the jurisdiction, has a facility closed, is a new one being planned).

Response

No response has been entered

Non-Disposal Facility Element (NDFE)

4. **Question:** Are there currently any nondisposal facilities that require a solid waste facility permit located (or planned to be sited) in your jurisdiction that are not identified in your NDFE?

Response

No.

Summary Plan Assessment**Summary Plan**

1. **Question:** Does the Summary Plan need to be revised?

Response

No.

Siting Element Assessment**Total County or Agency Wide Disposal Capacity**

1. **Question:** Based on the best available estimates of current and future disposal, how many years of disposal capacity does your county or regional agency have?

Response

55

Total County or Agency Wide Disposal Capacity

2. **Question:** If you do not currently have 15 years of disposal capacity, describe your strategy for obtaining 15 years of capacity.

Response

No response has been entered

Siting Element Adequacy

3. **Question:** Does the Siting Element need to be revised? The Siting Element will need to be revised if you have less than 15 years disposal capacity and have not described a strategy for obtaining 15 years disposal capacity.

Response

No.

Areas of Concern / Conditional Approvals**Areas of concern**

1. **Question:** Did CalRecycle require your jurisdiction to address any areas of concern when determining the adequacy of your solid waste planning documents, or any of their elements?

Response

No.

Conditional approvals

2. **Question:** Did CalRecycle give conditional approval to any of your solid waste planning documents, or any of their elements?

Response

No.

Additional Information**Additional Information**

1. **Question:** Is there anything else you would like to tell CalRecycle about unique or innovative efforts by your jurisdiction to reduce waste generation and increase diversion, about your jurisdiction's public education efforts, or about specific obstacles to reaching your jurisdiction's diversion goal? If you wish to attach additional information to your annual report, please send those items or electronic files to your LAMD representative and include a brief description of those files below.

Response

Yes. The CCCSWA has installed new programs to help increase diversion, especially for the commercial sector. This includes installation of the Interim Commercial Recycling Program described in the Commercial On-Site Pick up (2030-RC-OSP) program summary, and the Permitted C&D Transporter Services described in the Concrete/Asphalt/Rubble (4060-SP-CAR) summary. These programs have been added to supplement the successful commercial food waste collection, which uses digestion and methane capture to produce green energy. The CCCSWA is currently conducting a major RFP process to secure collection, processing and disposal services for a new, long term franchise period that commences in March 2015. In addition to continuing existing and successful collection services such as residential curbside reuse collection, residential curbside single stream recycling, and residential food scrap collection, programs will be introduced in the new franchise period that should significantly increase diversion. These new programs will be part of a 'High Diversion' plan that may include one or more of the following strategies: wet/dry collection, mixed waste collection and processing, in-vessel composting, and expanded use of anaerobic digestion of organics. These new technologies and program strategies, coupled with effective outreach and public information, will contribute to the CCCSWA's efforts to reach and exceed 75% diversion in the new franchise period.

SRRE and HHWE Diversion Programs**1000-SR-XGC (Xeriscaping/Grasscycling)**

Current Status: SO - Selected and Ongoing

Program Start Year: 1990
Report Year Diversion Tons:
1167.00

Existed before 1990: Yes
Selected in SRRE: Yes
Owned or Operated: No

Selected Program Details: Grasscycling

Jurisdiction Notes

2012: CCCSWA Region: CCCSWA encourages grasscycling through instruction in compost workshops and distribution of informational handouts at special events. CCCSWA member cities continue practicing grasscycling as part of turf area maintenance in public parks and civic areas. Estimates of grasscycling diversion based on reported turf area and

CIWMB/CalRecycle estimate of 350 lbs clippings/1000 sq ft includes - Walnut Creek: 486 tons, Danville: 572 tons, Moraga: 29 tons, Orinda: 34 tons, Lafayette: 46 tons.

1010-SR-BCM (Backyard and On-Site Composting/Mulching)

Current Status: SO - Selected and Ongoing

Program Start Year: 1990

Report Year Diversion Tons: 998.00

Existed before 1990: Yes

Selected in SRRE: Yes

Owned or Operated: No

Jurisdiction Notes

2012: CCCSWA operates a regional program that offers free instructional workshops, reduced cost compost bins (SoilSaver and Wiggly Wranch Worm Bin) and home composter certification with \$1.50 rate reduction. The \$1.50/month garbage rate reduction continues with a total of 1,303 residences receiving this rate reduction in 2012. Based on the number of 2012 rate reductions, staff estimates the following diversion - Walnut Creek: 404 Tons, Orinda: 107 Tons, Lafayette: 143 Tons, Moraga 95 Tons, Danville: 249 Tons

1020-SR-BWR (Business Waste Reduction Program)

Current Status: SO - Selected and Ongoing

Program Start Year: 1990

Report Year Diversion Tons: 0.00

Existed before 1990: Yes

Selected in SRRE: Yes

Owned or Operated: No

Jurisdiction Notes

2012: No Change.

1030-SR-PMT (Procurement)

Current Status: SO - Selected and Ongoing

Program Start Year: 1992

Report Year Diversion Tons: 0.00

Existed before 1990: Yes

Selected in SRRE: Yes

Owned or Operated: No

Jurisdiction Notes

2012: No Change

1040-SR-SCH (School Source Reduction Programs)

Current Status: AO - Alternative and Ongoing

Program Start Year: 2000

Report Year Diversion Tons: 0.00

Existed before 1990: No

Selected in SRRE: No

Owned or Operated: No

Jurisdiction Notes

2012: The CCCSWA changed school assistance contractor in 2012 working with local schools and district administration. The "WasteBusters" program continues to emphasize source reduction through periodic waste audits and "DumpsterWatch" activities conducted by students. Students and teachers are encouraged to find creative reuse opportunities for waste items discovered during their audits. 52 schools located throughout the CCCSWA service area currently participate in the WasteBusters program and in the source reduction practices that it encourages.

1050-SR-GOV (Government Source Reduction Programs)

Current Status: SO - Selected and Ongoing

Program Start Year: 1992

Report Year Diversion Tons: 0.00

Existed before 1990: Yes

Selected in SRRE: Yes

Owned or Operated: No

Jurisdiction Notes

2012: Lafayette, Moraga, and Walnut Creek collect tree and landscape prunings for grinding, and use as mulch. Public works staff also "grasscycle" large turf areas and reuse scrap concrete and surplus dirt for soil stabilization. Staff practice paper reduction through duplex copying, use of emails, reusable ceramic cups, plates, and utensils in break rooms. Walnut Creek continues to utilize its "Reuse Room" where excess office equipment and supplies are taken for display and redistribution.

1060-SR-MTE (Material Exchange, Thrift Shops)

Current Status: SO - Selected and Ongoing

Program Start Year: 1990

Existed before 1990: Yes

Report Year Diversion Tons: 760.00

Selected in SRRE: Yes

Owned or Operated: No

Jurisdiction Notes

2012: The CCCSWA has partnered with Pacific Rim Recycling, East Bay Depot for Creative Reuse, and St Vincent DePaul Society to collect, repurpose, and reuse household items (clothing, small furniture, appliances, toys, bicycles etc).

2000-RC-CRB (Residential Curbside)

Current Status: SO - Selected and Ongoing

Program Start Year: 1989

Existed before 1990: Yes

Report Year Diversion Tons:
37490.00

Selected in SRRE: Yes

Owned or Operated: No

Selected Program Details: Multi-family residences | Single-family residences | Commingled (Single-stream) | Glass | Metal | Miscellaneous paper (includes phone books, catalogs, magazines and other paper) | Newspaper | Office paper (white & colored ledger, computer paper, other office paper) | Plastic 1-2 | Plastic 3-7 | Uncoated corrugated cardboard and paper bags

Jurisdiction Notes

2012: Households in the CCCSWA service area are served by single stream weekly curbside collection. Diversion tons reported reflect amount of collected comingled recyclables in 2012 (not including residential yard waste). Collection tonnage by CCCSWA member agency includes Walnut Creek: 11,767 Tons, Danville: 11,144 Tons, Lafayette: 5,942 Tons, Moraga: 3,668 Tons, Orinda: 4,969 Tons

2010-RC-DRP (Residential Drop-Off)

Current Status: SO - Selected and Ongoing

Program Start Year: 1989

Existed before 1990: Yes

Report Year Diversion Tons: 480.00

Selected in SRRE: Yes

Owned or Operated: No

Jurisdiction Notes

2012: Central County residents are served by the Walnut Creek Recycling Center (WCRC), a recycling center/drop off located in downtown Walnut Creek. The WCRC accepts mixed paper, cardboard, plastics (#1-5, #7), scrap wood, scrap metal, green waste, and CRV containers. Collected residential drop-off tonnage included Walnut Creek: 376 Tons, Danville: 21 Tons, Lafayette: 62 Tons, Moraga: 7 Tons, Orinda: 14 Tons

2020-RC-BYB (Residential Buy-Back)

Current Status: SO - Selected and Ongoing

Program Start Year: 1989

Existed before 1990: Yes

Report Year Diversion Tons: 124.00

Selected in SRRE: Yes

Owned or Operated: No

Jurisdiction Notes

2012: Walnut Creek: 97 Tons, Danville: 5 Tons, Lafayette: 16 Tons, Moraga: 2 Tons, Orinda: 4 Tons

2030-RC-OSP (Commercial On-Site Pickup)

Current Status: SO - Selected and Ongoing

Program Start Year: 1993
Report Year Diversion Tons:
14552.00Existed before 1990: Yes
Selected in SRRE: Yes
Owned or Operated: No

Selected Program Details: Commingled (Single-stream) | Source separated | Film Plastic | Glass | Metal | Miscellaneous paper (includes phone books, catalogs, magazines and other paper) | Newspaper | Office paper (white & colored ledger, computer paper, other office paper) | Plastic 1-2 | Plastic 3-7 | Uncoated corrugated cardboard and paper bags

Jurisdiction Notes

2012: The CCCSWA completed a planned transition to a Interim Commercial Recycling Program that will bridge the period between the discontinued Permit Program that was concluded in June 2012 and the start of new commercial franchised recycling services in March 2015. Starting on July 1, 2012, the same date as the State's MCR regulation, the interim program uses six service providers selected by the CCCSWA to provide multi material collection to local businesses who generate 2 cubic yards per week or more of waste. Those businesses who generate less than 2 cy will continue to use the Small Business Recycling Program that offers free mixed recycling collection. The start of the interim program was preceded by distribution of two direct mail letters to all businesses in the CCCSWA service area providing information on new recycling services availability and the MCR requirement. Recycling Information is also provided on the CCCSWA website (www.wastediversion.org), and a new, graphics enhanced brochure mailed out to all businesses and provided to local Chambers of Commerce for distribution. A total of 14,551 tons were collected by the discontinued permit program (through June 2012), by the interim Program (beginning July 2012), the Small Business Program, and Commercial Food Waste program. Diversion tons by member agency include- Walnut Creek: 5046 Tons, Danville: 2766 Tons, Lafayette: 2412 Tons, Moraga: 1568 Tons, Orinda: 2,760 Tons

2040-RC-SFH (Commercial Self-Haul)

Current Status: AO - Alternative and Ongoing

Program Start Year: 1998
Report Year Diversion Tons:
8419.00Existed before 1990: No
Selected in SRRE: No
Owned or Operated: No**Jurisdiction Notes**

2012: Material recovered from self hauled waste at the Contra Costa Transfer & Recovery Station (CCTRS) in 2012 includes: Walnut Creek: 3,920 Tons, Danville: 1,684 Tons, Lafayette: 1,062 Tons, Moraga: 829 Tons, Orinda: 924 tons

2050-RC-SCH (School Recycling Programs)

Current Status: SO - Selected and Ongoing

Program Start Year: 1990
Report Year Diversion Tons:
2148.00Existed before 1990: Yes
Selected in SRRE: Yes
Owned or Operated: No**Jurisdiction Notes**

2012: The CCCSWA operates the "WasteBusters" Program to assist schools in setting up and operating waste reduction and recycling activities and education assistance. Recyclable collection reporting is required as part of the WasteBusters participation. Reported collection weights from schools for 2012 include: Walnut Creek: 417 Tons, Danville: 975 Tons, Lafayette: 325 Tons, Moraga: 195 Tons, Orinda: 236 Tons

2060-RC-GOV (Government Recycling Programs)

Current Status: SO - Selected and Ongoing

Program Start Year: 1989
Report Year Diversion Tons: 0.00Existed before 1990: Yes
Selected in SRRE: Yes
Owned or Operated: No**Jurisdiction Notes**

2012: CCCSWA member agencies routinely recycle mixed paper, office paper, newspaper, cardboard, food & beverage containers, scrap metal, green waste, motor oil, computers, and household and vehicle batteries.

2070-RC-SNL (Special Collection Seasonal (regular))

Current Status: SO - Selected and Ongoing

Program Start Year: 1990

Existed before 1990: Yes

Report Year Diversion Tons: 265.00

Selected in SRRE: Yes

Owned or Operated: No

Jurisdiction Notes

2012: Seasonal holiday tree Collection: Walnut Creek: 87 Tons, Danville: 83 Tons, Lafayette: 34 Tons, Moraga: 24 Tons, Orinda: 37 Tons

3000-CM-RCG (Residential Curbside Greenwaste Collection)

Current Status: SO - Selected and Ongoing

Program Start Year: 1990

Existed before 1990: Yes

Report Year Diversion Tons: 40463.00

Selected in SRRE: Yes

Owned or Operated: No

Selected Program Details: Multi-family residences | Single-family residences | Food Scraps | Yardwaste

Jurisdiction Notes

2012: Curbside green waste collection service uses 64 gallon carts collected weekly. Residents of Orinda, Moraga, Lafayette, and Walnut Creek are allowed to add food waste with their yard waste. Collected weight of material is: Walnut Creek: 12,699 Tons Danville: 12,025 Tons Lafayette: 6,413 Tons Moraga: 3,959 Tons, Orinda: 5,367 Tons

3010-CM-RSG (Residential Self-haul Greenwaste)

Current Status: SO - Selected and Ongoing

Program Start Year: 1996

Existed before 1990: No

Report Year Diversion Tons: 141.00

Selected in SRRE: Yes

Owned or Operated: No

Jurisdiction Notes

2012: Self hauled green waste continued to be accepted for composting from Central County residents and their landscape contractors at the Walnut Creek Recycling Center (WCRC). Report year diversion weight also includes commercial self haul.

3020-CM-COG (Commercial On-Site Greenwaste Pick-up)

Current Status: SO - Selected and Ongoing

Program Start Year: 1993

Existed before 1990: No

Report Year Diversion Tons: 864.00

Selected in SRRE: Yes

Owned or Operated: No

Jurisdiction Notes

2012: Commercial green waste collection service is offered by the Interim Commercial Recycle Services operating within the CCCSWA Service area. Most commercial green waste is removed and transported for disposal by the landscape contractor who may use the WCRC drop off or other collection facilities in this region.

3030-CM-CSG (Commercial Self-Haul Greenwaste)

Current Status: SO - Selected and Ongoing

Program Start Year: 1990

Existed before 1990: Yes

Report Year Diversion Tons: 141.00

Selected in SRRE: Yes

Owned or Operated: No

Jurisdiction Notes

2012: Tonnage provided for commercial green waste disposal at the Walnut Creek Recycling Center (WCRC). Report year diversion weight also includes residential self haul.

3040-CM-FWC (Food Waste Composting)

Current Status: AO - Alternative and Ongoing

Program Start Year: 2008
Report Year Diversion Tons: 2427.00Existed before 1990: No
Selected in SRRE: Yes
Owned or Operated: No**Jurisdiction Notes**

2012: 245 restaurants and grocery stores in the CCCSWA service area participated in food waste collection services offered by the Food Recycling Project. Collected food material is taken to the EBMUD Water Treatment Facility for digestion. In 2012, 2,427 tons of commercial food waste was collected for digestion at EBMUD.

3050-CM-SCH (School Composting Programs)

Current Status: AO - Alternative and Ongoing

Program Start Year: 2007
Report Year Diversion Tons: 122.00Existed before 1990: No
Selected in SRRE: No
Owned or Operated: No**Jurisdiction Notes**

2012: Schools in the CCCSWA service area are able to use the Food Recycling Project that provides food collection service to commercial generators. In 2012, schools diverted the following tonnage of food waste - Lafayette: 29 tons, Moraga: 37 Tons, Orinda 15 Tons, Walnut Creek: 31 tons

3060-CM-GOV (Government Composting Programs)

Current Status: SO - Selected and Ongoing

Program Start Year: 1997
Report Year Diversion Tons: 0.00Existed before 1990: No
Selected in SRRE: Yes
Owned or Operated: No**Jurisdiction Notes**

2012: CCCSWA member agency use regional compost facilities through self-haul or collection by the CCCSWA franchised collection services. Most maintain one or more mulch pile(s) of shredded green/wood waste materials to use as mulch for soil stabilization and mud abatement.

4020-SP-TRS (Tires)

Current Status: SO - Selected and Ongoing

Program Start Year: 1990
Report Year Diversion Tons: 39.00Existed before 1990: Yes
Selected in SRRE: Yes
Owned or Operated: No**Jurisdiction Notes**

2012: Tires were collected for recycling at the Contra Costa Transfer and Recovery Station (CCTRS) in Martinez. Walnut Creek: 18 Tons, Danville: 8 Tons, Lafayette: 5 Tons, Moraga: 4 Tons, Orinda: 5 Tons, County: 6 tons

4030-SP-WHG (White Goods)

Current Status: SO - Selected and Ongoing

Program Start Year: 1990
Report Year Diversion Tons: 0.00Existed before 1990: Yes
Selected in SRRE: Yes
Owned or Operated: No**Jurisdiction Notes**

2012: Residents and businesses dispose of white goods at the Contra Costa Transfer & Recovery Facility (CCTRS) near Martinez and Pittsburg Transfer Station.

4040-SP-SCM (Scrap Metal)

Current Status: SO - Selected and Ongoing

Program Start Year: 1990

Report Year Diversion Tons: 39.00

Existed before 1990: Yes

Selected in SRRE: Yes

Owned or Operated: No

Jurisdiction Notes

2012: Scrap metal collected at the Walnut Creek WCRC - Walnut Creek: 16 Tons, Danville: 7 Tons, Lafayette: 4 Tons, Moraga: 3, Tons Orinda: 4 Tons, County: 6 Tons

4050-SP-WDW (Wood Waste)

Current Status: SO - Selected and Ongoing

Program Start Year: 1990

Report Year Diversion Tons: 0.00

Existed before 1990: Yes

Selected in SRRE: Yes

Owned or Operated: No

Jurisdiction Notes

2012: No Change.

4060-SP-CAR (Concrete/Asphalt/Rubble)

Current Status: SO - Selected and Ongoing

Program Start Year: 1990

Report Year Diversion Tons:
2713.00

Existed before 1990: Yes

Selected in SRRE: Yes

Owned or Operated: No

Selected Program Details: Asphalt Paving | Brick | Concrete/cement | Gypsum Board/drywall | Mixed C + D | Rock, soils and fines

Jurisdiction Notes

2012: The CCCSWA has upgraded its C&D diversion program activities to include use of permitted transporters and required disposal at processing facilities certified to meet or exceed 50% recovery. The CCCSWA has developed a Certified C&D Disposal Facility List providing names and locations for C&D disposal/recovery facilities in the CCCSWA region. Each facility must divert a minimum of 50% of C&D waste that is accepted for disposal. During the certification application process, facilities must provide the CCCSWA with documentation of materials accepted for disposal during the previous calendar year, and further document 50% or greater diversion of this material. A second, new component of the CCCSWA's C&D diversion strategy is directing C&D waste to recovery facilities using authorized transporters. Contractors always have the option to "self-haul" their waste using one of the CCCSWA certified processing facilities. If a contractor must pay to have C&D materials transported for disposal, a permitted C&D transporter must be used. The CCCSWA encourages and promotes C&D recycling through the CCCSWA website and informational materials handed out during the building permit application process. Recovery of recyclable C&D waste in 2012 included: Danville: 670 Tons, Lafayette: 319 Tons, Moraga: 33 tons, Orinda: 637 tons, Walnut Creek: 1054 Tons

4090-SP-RND (Rendering)

Current Status: AO - Alternative and Ongoing

Program Start Year: 1998

Report Year Diversion Tons: 0.00

Existed before 1990: No

Selected in SRRE: No

Owned or Operated: No

Jurisdiction Notes

2012: Central County restaurants continued to use local tallow companies for collection and diversion of fats, oils, and other byproducts of food preparation. CCCSWA has initiated a commercial food waste pilot program that collects oil and fats along with food waste from restaurants in Walnut Creek, Lafayette, Orinda, and Danville.

5000-ED-ELC (Electronic (radio ,TV, web, hotlines))

Current Status: SO - Selected and Ongoing

Program Start Year: 1990
Report Year Diversion Tons: 0.00Existed before 1990: Yes
Selected in SRRE: Yes
Owned or Operated: No**Jurisdiction Notes**

2012: Developed and posted a Facebook" page to support home composting outreach. Began working with a social media consultant to develop ways to expand use of social media as an effective outreach and educational tool. Updated the agency website with C&D diversion, MCR, SHARPS, pharmaceutical disposal and other information of interest to improve program effectiveness.

5010-ED-PRN (Print (brochures, flyers, guides, news articles))

Current Status: SO - Selected and Ongoing

Program Start Year: 1990
Report Year Diversion Tons: 0.00Existed before 1990: Yes
Selected in SRRE: Yes
Owned or Operated: No**Jurisdiction Notes**

2012: Monthly articles published in Rossmore News, Walnut Creek Journal, and Lamorinda Sun regarding waste reduction and recycling. CCCSWA's newsletter "Diversions" is distributed to all single family homes as a refuse bill insert. The CCCSWA also distributes informational flyers and guides including: the CCCSWA "Customer Guide to Garbage, Recycling, and Yard Waste Services", Home Composting, Worm Composting, Grasscycling and Mulching Guides, Office Recycling Guide, "4Rs" Newsletter for Schools, Residential Food Scraps Recycling Guide, Pharmaceuticals and Universal/E-Waste Recycling Flyers. In order to notify of MCR requirements, the CCCSWA mailed out notification letters to businesses and multi-family management and owners, updated the agency website with MCR information and produced and mailed the "Full Service Recycling for Business" brochure to businesses in the agency service area.

5020-ED-OUT (Outreach (tech assistance, presentations, awards, fairs, field trips))

Current Status: SO - Selected and Ongoing

Program Start Year: 1990
Report Year Diversion Tons: 0.00Existed before 1990: Yes
Selected in SRRE: Yes
Owned or Operated: No**Jurisdiction Notes**

2012: CCCSWA staff supported eight community events: Danville: Fall Crafts Fair - Lafayette : Lafayette Earth Day Festival, Art & Wine Festival - Moraga: Community Fair & Moraga Pear Festival - Orinda: Wagner Ranch Nature Area Earth Day Fair, 4th of July Parade - Walnut Creek: Art & Wine Festival

5030-ED-SCH (Schools (education and curriculum))

Current Status: SO - Selected and Ongoing

Program Start Year: 1990
Report Year Diversion Tons: 0.00Existed before 1990: Yes
Selected in SRRE: Yes
Owned or Operated: No**Jurisdiction Notes**

2012: Hired new contractor to oversee and improve services provided to schools. Continuing activities include supporting schools and school districts with "Wastebuster" program certification and rewards, materials recovery facility field trips (Pacific Rim & Davis St Transfer Station), Wastebusters 4Rs Curriculum, Classroom and Lunchtime presentations, cafeteria food waste collection, Student waste audits, Wastebusters-certified schools, school assemblies, and composting workshops.

6010-PI-EIN (Economic Incentives)

Current Status: SO - Selected and Ongoing

Program Start Year: 1990
Report Year Diversion Tons: 0.00Existed before 1990: Yes
Selected in SRRE: Yes
Owned or Operated: No

Selected Program Details: Discounts | Rebate | Variable can rate/Quantity based user fee

Jurisdiction Notes

2012: Continued use of a residential variable can rate structure encouraging use of smaller capacity service levels at reduced cost. The CCCSWA also offers a \$1.50 per month discount on garbage rate for home composting and offers reduced cost home compost bins, both to incentivize home composting. Small business recycling services are offered at no cost for commercial who generate less than two cubic yard per week as an incentive to recycle.

6020-PI-ORD (Ordinances)

Current Status: AO - Alternative and Ongoing

Program Start Year: 1993

Existed before 1990: No

Report Year Diversion Tons: 0.00

Selected in SRRE: No

Owned or Operated: No

Selected Program Details: C & D ordinance | Mandatory commercial recycling | Other ordinances (describe below) | Recycled content procurement

Jurisdiction Notes

2012: CCCSWA Board of Directors adopted two new ordinances in 2012. In July, the "Permitting of C&D Debris Transporter Services" Ordinance (Ord. 12-2) was adopted to establish a separate program and set of procedures for the transport, diversion, and disposal of C&D waste. In September, the "Interim Commercial Recycling Services" Ordinance (Ord. 12-1) was adopted to establish a new program offering expanded commercial recycling services and replace the recently concluded permit program that operated under the previous commercial recycling ordinance "Permitting of Commercial Recyclers" (Ord. 96-1). The new interim commercial program will operate to serve commercial needs and respond to MCR requirements through the end of the commercial franchise in 2015. All CCCSWA member agencies have adopted Construction & Demolition Ordinances which require documented 50% diversion of project construction waste, and also comply with July 1, 2012 CALGreen diversion revisions. CCCSWA member agencies are also adopting electronic recording of C&D waste reuse, recycling and disposal to allow more immediate and accurate record of disposal and diversion rates.

7000-FR-MRF (MRF)

Current Status: SO - Selected and Ongoing

Program Start Year: 1993

Existed before 1990: No

Report Year Diversion Tons: 11063.00

Selected in SRRE: Yes

Owned or Operated: No

Jurisdiction Notes

2012: Materials continued to be taken to Pacific Rim Material Recovery Facility in Benicia and the Davis Street Transfer Station Material Recovery Facility for processing and material recovery. Material from the I680 corridor communities, including Walnut Creek, Danville, and Unincorporated Areas go the Pacific Rim. Material from the I24 corridor communities, including Orinda, Lafayette, Moraga and Unincorporated Areas go to Davis Street for processing. Additionally recovery of material, including commercial food waste, wood waste, and C&D waste is performed at the Contra Costa Transfer & Recovery Facility in Martinez.

7010-FR-LAN (Landfill)

Current Status: AO - Alternative and Ongoing

Program Start Year: 2000

Existed before 1990: No

Report Year Diversion Tons: 481.00

Selected in SRRE: No

Owned or Operated: No

Jurisdiction Notes

2012: CCCSWA member cities and unincorporated central county areas primarily use Keller Canyon Landfill for refuse disposal. As documented in by the DRS, other landfills received waste from CCCSWA members, including Altamont, Vasco Rd, Acme, Redwood, Monterey, Foothill, Newby Island, Forward, Guadalupe, and Potrero Hills landfills. Reported diversion activities, including recovery of asphalt and concrete for landfill road construction and slope stabilization, occur at both the Contra Costa Transfer & Recovery Facility and Keller Landfill.

7020-FR-TST (Transfer Station)

Current Status: SO - Selected and Ongoing

Program Start Year: 1995
Report Year Diversion Tons:
13223.00

Existed before 1990: No
Selected in SRRE: Yes
Owned or Operated: No

Transfer station used by CCCSWA member agencies is the Contra Costa Transfer & Recovery Station near Martinez. In 2012, the CCTRS accepted and processed for diversion the following materials: Mixed self-haul waste, organic waste, metals, tires, mattresses, and e-waste. Processed tonnage from each included: Danville: 2301 tons, Lafayette: 1523 tons, Moraga: 940 tons, Orinda: 1133 tons, Walnut Creek, County: 2160 tons

7030-FR-CMF (Composting Facility)

Current Status: SO - Selected and Ongoing

Program Start Year: 1993
Report Year Diversion Tons:
17678.00

Existed before 1990: No
Selected in SRRE: Yes
Owned or Operated: No

Jurisdiction Notes

2012: Green waste and residential food scraps are sent to Newby Island Compost Facility, Richmond Sanitary Landfill & Compost Facility and Recology (Grover) Compost Facility.

7040-FR-ADC (Alternative Daily Cover)

Current Status: AO - Alternative and Ongoing

Program Start Year: 1990
Report Year Diversion Tons:
22785.00

Existed before 1990: No
Selected in SRRE: No
Owned or Operated: No

Jurisdiction Notes

2012: Danville: 13,059 Tons, Lafayette: 1635 Tons, Moraga: 708 tons, Orinda: 873 tons, Walnut Creek: 6510 Tons, County: 6805 Tons

8010-TR-BIO (Biomass)

Current Status: AO - Alternative and Ongoing

Program Start Year: 1998
Report Year Diversion Tons: 0.00

Existed before 1990: No
Selected in SRRE: No
Owned or Operated: No

Jurisdiction Notes

2012: No Change.

8020-TR-TRS (Tires)

Current Status: AO - Alternative and Ongoing

Program Start Year: 1995
Report Year Diversion Tons: 46.00

Existed before 1990: No
Selected in SRRE: No
Owned or Operated: No

Jurisdiction Notes

2012: Tires diverted at the transfer station include- Danville: 8 Tons, Lafayette: 5 Tons, Moraga: 4 tons, Orinda: 4 tons, Walnut Creek: 19 Tons, County: 6 tons

9000-HH-PMF (Permanent Facility)

Current Status: SO - Selected and Ongoing

Program Start Year: 1990

Report Year Diversion Tons: 382.00

Existed before 1990: Yes

Selected in SRRE: Yes

Owned or Operated: No

Jurisdiction Notes

2012: The Central Contra Costa Sanitary District (CCCSD) HHW Facility is the primary public disposal facility for hazardous materials in central Contra Costa County. The Walnut Creek Recycling Center (WCRC) also collects used motor oil and antifreeze. Quantities reported for collection at the central county HHW facility include: Walnut Creek: 163 Tons, Lafayette: 75 Tons, Danville: 72 Tons, Moraga: 29 Tons, Orinda: 43 Tons, County: 48 Tons.

9010-HH-MPC (Mobile or Periodic Collection)

Current Status: SO - Selected and Ongoing

Program Start Year: 1990

Report Year Diversion Tons: 0.00

Existed before 1990: Yes

Selected in SRRE: Yes

Owned or Operated: No

Jurisdiction Notes

2012: No mobile or periodic HHW collection events were conducted.

9020-HH-CSC (Curbside Collection)

Current Status: SO - Selected and Ongoing

Program Start Year: 1990

Report Year Diversion Tons: 834.00

Existed before 1990: Yes

Selected in SRRE: Yes

Owned or Operated: No

Jurisdiction Notes

2012: Weekly collection of used oil continued as part of residential curbside collection. 5,840 gallons (834 tons @ 7lbs/gal) was collected.

9030-HH-WSE (Waste Exchange)

Current Status: AO - Alternative and Ongoing

Program Start Year: 1997

Report Year Diversion Tons: 0.00

Existed before 1990: No

Selected in SRRE: No

Owned or Operated: No

Jurisdiction Notes

2012: Central County HHW collection facility makes selected materials, including latex paints, fertilizer, and household cleaning agents available for reuse. East Bay Depot for Creative Reuse supports the CCCSWA curbside reuse program by accepting collected reusable items and making them available at their Oakland "Depot Store".

9040-HH-EDP (Education Programs)

Current Status: SO - Selected and Ongoing

Program Start Year: 1990

Report Year Diversion Tons: 0.00

Existed before 1990: Yes

Selected in SRRE: Yes

Owned or Operated: No

Jurisdiction Notes

2012: Distribution of HHW brochures and flyers to permit counters, information kiosks in member agencies and their corresponding Chambers of Commerce offices. Pharmaceutical disposal brochures were distributed in the same locations as well as hospitals, pharmacies, and medical offices. The promotional campaign, PS - "Pollution Solutions," continues at Ace Hardware Stores in Walnut Creek, Alamo, and Lafayette. This consists of store-specific signage, posters, shelf labels, and flyers each noting the distance of the individual store to the HHWCF. Shelf labels cover cleaning supplies, automotive products, batteries, fluorescent lamps and CFLs, paint and paint products. Each of the stores receives two battery drop-off buckets - five-gallon containers - for in-store collection.

9045-HH-EWA (Electronic Waste)

Current Status: AO - Alternative and Ongoing

Program Start Year: 2001

Report Year Diversion Tons: 0.76

Existed before 1990: Yes

Selected in SRRE: Yes

Owned or Operated: No

Jurisdiction Notes

2012 - E-waste collected at the Contra Costa Transfer & Recovery facility near Martinez included: Walnut Creek: .31 Tons, Danville: .13 Tons, Lafayette: .08 Tons, Moraga: .07 Tons, Orinda: .07 Tons, County: .10 Tons

9050-HH-OTH (Other HHW)

Current Status: SO - Selected and Ongoing

Program Start Year: 1996

Report Year Diversion Tons: 14.90

Existed before 1990: No

Selected in SRRE: Yes

Owned or Operated: No

Jurisdiction Notes

2012: CCCSWA collected 14.9 tons of used household batteries through drop off at local hardware and drug stores.

Local Government Information
Center (LoGIC) v2.48.1

Authorized Use Only

Home | Reports | Help | Sign Out

External LoGIC

Request Access

Update Contact Info

External System Admin

Rural Petition

New City

DR Calculation

Calculation Factors

DR Accuracy

Planning Documents

Summary Plan

Siting Element

Areas of Concern

Diversion Programs

Additional Info

Venues/Events

Submit Confirmation

[Affiliations](#) > [LoGIC External Home](#) > [Annual Report Home](#) > [Venue/Event Home](#)

Large Venues and Events Home Page: Central Contra Costa Solid Waste Authority (CCCSWA) (2012)

✓ Venues/Events Section  [Submit Confirmation](#)

LAMD Representative: [JoAnn Jaschke](#)

Venue/Event Information

Show 

Summary

To view a summary of all of this year's venues/events for this Jurisdiction, select the 'Summary' button.

[Summary](#)

Lafayette Earth Day Festival (Fair)

Physical Address:
Lafayette Plaza Park
Lafayette, CA 94549

Website: <http://www.sustainablelafayette.org>

Plan Description: Set up recycling collectors next to all trash receptacles and clearly sign each. Establish a food waste collection point in food vending/eating area. Work with local boy scout troop to collect and wash reusable plates and utensils.

Notes:

Plan
Implementation:
76-100%
Implemented
No. of Programs: 2
No. of Materials: 17
Disposed Tons: 0.00
Diverted Tons: 0.00

Walnut Creek Art & Wine Festival (Fair)

Physical Address:
301 San Carlos Dr
Walnut Creek, CA 94598

Website: <http://www.walnut-creek.com>

Plan Description: Set up recycling collectors next to each refuse receptacle. Collect cardboard and empty wine/beer bottles from vendors for recycling. Work with student volunteers to assist with recycling activities. Pass out reusable bags for free.

Notes:

Plan
Implementation:
26-50%
Implemented
No. of Programs: 2
No. of Materials: 17
Disposed Tons: 2.59
Diverted Tons: 1.91

Lafayette Art & Wine Festival (Fair)

Physical Address:
Mt Diablo Blvd
Lafayette, CA 94549

Website: <http://www.lafayettechamber.com>

Plan Description: Set up Clear Stream recycling collectors (donated by CCCSWA) next to garbage receptacles (approximately 30). Food Waste Collection from food pavilion areas. Collect cardboard and mixed paper from vendors. Use compactor for materials. Give away reusable bags for free. Used 'CiviCorp' for collection of recyclable materials.

Notes: 20 yard boxes were stationed at the event for overflow materials (garbage and recycling).

Plan
Implementation:
76-100%
Implemented
No. of Programs: 2
No. of Materials: 16
Disposed Tons: 1.93
Diverted Tons: 4.62

Moraga Pear Festival (Fair)

Physical Address:
Moraga Commons
Moraga, CA 94549

Website:

Plan Description: Recycling collectors placed out by town public works crew next to all refuse receptacles (10). Use student volunteers to assist with

Plan
Implementation:
51-75%
Implemented
No. of Programs: 1
No. of Materials: 11

collection. Give away reusable bags.
 Notes: Recyclables were collected and taken to town corporation yard for collection the following week.

Disposed Tons: 0.00
 Diverted Tons: 0.00

Wagner Ranch Wildlife & Earth Day Festival (Fair)

Physical Address:
 Wagner Ranch Nature Area
 Orinda, CA 94563

Website: <http://www.fwrna.org>

Plan Description: Recycling collectors placed out by volunteers. Non-meat/dairy food items collected for composting on-site.

Notes: This event recycles each year. CCCSWA sends composting instructor to provide information and donates recycling containers - Clear Stream.

Plan
 Implementation:
 No. of Programs: 2
 No. of Materials: 9
 Disposed Tons:
 Diverted Tons:

Moraga Community Faire (Fair)

Physical Address:
 Rheem Shopping Center
 Moraga, CA 94556

Website:

Plan Description: CCCSWA provides Clear Stream Recycling Containers. Waste Management donates 1 x 10y recycling dumpster. Allied Waste provides 1 x10y garbage dumpster. Clear signage. CCCSWA gives away reusable bags at booth.

Notes: Moraga Chamber of Commerce is very interested in food waste collection but they do not have enough volunteers to manage.

Plan
 Implementation:
 26-50%
 Implemented
 No. of Programs: 1
 No. of Materials: 15
 Disposed Tons: 0.00
 Diverted Tons: 0.00

Orinda 4th of July Event (Fair)

Physical Address:
 Downtown Orinda
 Orinda, CA 94563

Website:

Plan Description: Use City of Orinda Clear Stream Recycling Containers next to each garbage container (25). Dumpster donations from Waste Management and Allied Waste. CCCSWA gives away reusable bags at booth.

Notes:

Plan
 Implementation:
 26-50%
 Implemented
 No. of Programs: 1
 No. of Materials: 15
 Disposed Tons: 0.00
 Diverted Tons: 0.00

Danville Fall Art & Crafts Festival (Fair)

Physical Address:
 Hartz Ave.
 Danville, CA 94526

Website:

Plan Description: CCCSWA donates Clear Stream Recycling Containers for placement next to each garbage container. Dumpster donations from Waste Management and Allied Waste for garbage and recycling collection.

Notes:

Plan
 Implementation:
 26-50%
 Implemented
 No. of Programs: 1
 No. of Materials: 15
 Disposed Tons: 0.00
 Diverted Tons: 0.00

Local Government Information Center (LoGIC) <https://secure.calrecycle.ca.gov/Logic/>
 Contact: LoGIC@calrecycle.ca.gov (916) 341-6230



LINDA S. ADAMS
SECRETARY FOR
ENVIRONMENTAL PROTECTION

CALIFORNIA INTEGRATED WASTE MANAGEMENT BOARD



ARNOLD SCHWARZENEGGER
GOVERNOR

1001 I STREET, SACRAMENTO, CALIFORNIA 95814 • P.O. BOX 4025, SACRAMENTO, CALIFORNIA 95812-4025
(916) 341-6000 • WWW.CIWMB.CA.GOV

FEB 22 2007

Mr. Sherman Quinlan, Director
Contra Costa County Health Services Department
Environmental Health Division
2120 Diamond Blvd. Ste 200
Concord, CA 94520

701-H

**Subject: State 18-Month Inspection Report for the Keller Canyon
Landfill, (SWIS # 07-AA-0032)**

Dear Mr. Quinlan:

Pursuant to Division 30, Public Resource Code (PRC) section 43220, staff of the California Integrated Waste Management Board (CIWMB) conducted an 18-month inspection of the Keller Canyon Landfill on January 23, 2007, in conjunction with you, Mr. Eric Fong of your staff. A copy of staff's inspection report is enclosed for your records. A copy of this correspondence and the inspection report has also been forward to the facility operator.

The primary purpose of this inspection is to evaluate whether the LEA is appropriately applying and enforcing state minimum standards at solid waste facilities within its jurisdiction. Therefore, the state inspection report is directed to the LEA and provides recommendations and/or direction on compliance issues observed during the facility inspection. If the LEA does not address all compliance issues observed and documented in this report with the operator of the facility, Board staff at its discretion, may conduct inspections and investigations of this and other solid waste facilities in order to continue to evaluate the LEA and to ensure that state minimum standard are met.

The facility was evaluated for compliance with applicable sections of Division 30 of the PRC, and with Title 27, California Code of Regulations (27 CCR), Division 2, Subdivision 1, Consolidated Regulations for Treatment, Storage, Processing, or Disposal of Solid Waste.

During the inspection CIWMB staff noted the following:

1. One area of concern was noted of Division 30 PRC:
 - Section 44014(b) – Terms and Conditions of the Permit.


MARGO REID BROWN
CHAIR
MBROWN@CIWMB.CA.GOV
(916) 341-6051

WESLEY CHESBRO
WCHESBRO@CIWMB.CA.GOV
(916) 341-6039

JEFFREY DANZINGER
JDANZINGER@CIWMB.CA.GOV
(916) 341-6024

ROSALIE MULÉ
RMULE@CIWMB.CA.GOV
(916) 341-6016

GARY PETERSEN
GPETERSEN@CIWMB.CA.GOV
(916) 341-6035



2. One violation was noted of Title 27 CCR:

- **Section 20690 –Alternative Daily Cover**

3. One area of concern was noted of Title 27 CCR:

- **Section 20640 – Spreading and Compacting**

As the LEA, please work with the operator to bring this facility into compliance with all applicable CIWMB Standards. Appropriate enforcement action (s) should be taken by your agency, as necessary, to ensure compliance. Additionally, please have your staff follow up with the above violation and areas of concern in subsequent monthly inspection reports.

Your Agency's cooperation with staff during the recent inspection is appreciated. As always, this office is available to assist you. If you have any questions or comments, please contact me at (916) 341-6329 or Ms. Beatrice Poroli of my staff at (916) 341-6411.

Sincerely,



Mary Madison-Johnson, Supervisor Region 1
Permitting and Inspection Branch
Permitting and Enforcement Division

Enclosures

Cc:

Mr. Kevin Chiapello, General Manager,
Keller Canyon Landfill
901 Bailey Road
Pittsburg, Ca 94565

Mr. Eric Fung, LEA Contra Costa County
Contra Costa County Health Services Department
Environmental Health Division
2120 Diamond Blvd. Ste 200
Concord, CA 94520

**CALIFORNIA INTEGRATED WASTE MANAGEMENT BOARD
STATE INSPECTION REPORT
DISPOSAL SITES**

FACILITY: Keller Canyon Landfill

SWIS NUMBER: 07-AA-0032

INSPECTION DATE: January 23, 2007

FACILITY LOCATION: 901 Bailey Road
Pittsburg, CA

FACILITY OPERATOR: Keller Canyon Landfill
Inc. (Allied Waste)

LAND OWNER: Same as operator

LOCAL ENFORCMENT AGENCY: Contra Costa
County Environmental Health

INSPECTOR: B. Poroli, California Integrated
Waste Management Board (CIWMB)

ACCOMPANIED BY: Eric Fung, Contra Costa
LEA, Todd Pattee (Lead Operator), Micky Hill (Site
Manager) and Kevin Chiapello (General Manager)

PERMITTED TONNAGE: 3,500 tons per day

ACTUAL TONNAGE: Peak - 4,398.36 TPD on
10/02/06

SITE TELEPHONE NO.: (925) 458-9800

PERMIT ISSUE DATE: 3/27/2000

LAST PERMIT REVIEW COMPLETED:
3/24/2005

LIQUID WASTES ACCEPTED: No

GAS/LEACHATE CONTROLS: Yes, Flare

COVER: Tarps, Soil and Greenwaste. Greenwaste
and soil were used on this inspection

ACREAGE: Total Permitted Area - 1,399 acres.
Permitted Area - 244 acres for disposal

INSPECTION PURPOSE:

In accordance with Public Resources Code Section 43220, staff of the California Integrated Waste Management Board conducted an 18-month inspection of Keller Canyon Landfill in conjunction with staff of the Contra Costa County Local Enforcement Agency.

BACKGROUND:

The site is located just west of the City of Pittsburg in Contra Costa County. The landfill is surrounded by grazing land, zoned residential and commercial. The landfill is open to commercial haulers and not open to the general public (self haul). A large portion of the waste comes from the Contra Costa Transfer and Recovery Station (07-AA-0027) located in Martinez. Operational hours are 0700-1930 Monday through Saturday and no waste is accepted after 1900. The required daily cover shall be completed by 1930 at which time stationary working lights shall be extinguished.

PREVIOUS CIWMB INSPECTION RESULTS:

The previous State inspection of this facility was conducted on July 26, 2005. The inspection identified one violation of Public Resources Code, Division 30, Part 4, Chapter 3 for Section 44014(b) - Terms and Conditions of the Permit for exceeding the permitted traffic volume.

VIOLATIONS:

- A. The inspection identified no violations of Public Resources Code, Division 30, Part 4, Chapter 3:
- B. There was one violation of Title 27, California Code of Regulations, Consolidated Regulations for Treatment, Storage, Processing, or Disposal of Solid Waste as follows:


Section 20690 - Alternative Daily Cover. (b) (3) Processed Green Material (A) For the purposes of this section, processed green material means any plant material that is either separated at the point of generation, or separated at a centralized facility that employs methods to minimize contamination. Green material includes, but is not limited to, yard trimmings, untreated wood wastes, paper products, and natural fiber products. Green material does not include treated wood waste, mixed demolition or mixed construction debris, manure and plant waste from the food processing industry, alone or blended with soil. Processed green material may include varying proportions of wood waste from urban and other sources

 Supervisor


 Inspector

and shall be ground, shredded, screened, source separated for grain size, or otherwise processed. (B) Green material used for alternative daily cover shall be processed prior to being applied to the working face unless the green material to be used as alternative daily cover already meets the grain size specifications. Prior to spreading and compacting on the working face, processed green material shall comply with a grain size specification by volume of 95 percent less than 6 inches. Alternative processing and grain size specification requirements may be approved by the EA if the EA determines that the alternative meets the performance requirements of ¶(a)(2) and (a)(3) of this section and the CIWMB concurs. (C) Processed green material shall be restricted to a minimum compacted thickness of 6 inches and average compacted thickness of less than or equal to 12 inches

According to the operator, green waste is not processed prior to placement on the working face as ADC. The regulations require that the green material used as ADC be processed prior to being applied to the working face unless the green material to be used already meets the grain size specifications. Based on Board staff observation on the day of the inspection, the material did not meet the specifications required in the regulations.



Unprocessed green material as it is used for ADC



Unprocessed green material as it is used for ADC

AREAS OF CONCERN:

- A. The inspection identified one area of concern of Public Resources Code, Division 30, Part 4, Chapter 3.

Section 44014(b) – Terms and Conditions of the Permit. The solid waste facilities permit shall contain all terms and conditions that the local enforcement agency determines to be appropriate for the operation of the solid waste facility. The operator shall comply with all terms and conditions of the permit.

The facility weight and/or volume records indicated that the operator has on several occasions received more than the permitted 3,500 tons per day maximum. It has been the Board's policy that everything through the gate counts with the exception of soil, regardless of whether it is landfilled or not. The operator stated that they have not been including the green material and concrete in the daily tonnage because the green material is used as ADC and the concrete as road base. The LEA should require the operator to implement a procedure to ensure that the maximum permitted daily tonnage limits are not exceeded.


- B. There was one area of concern of Title 27, California Code of Regulations, Consolidated Regulations for Treatment, Storage, Processing, or Disposal of Solid Waste as follows:

Section 20640 - Spreading and Compacting. Solid waste shall be spread and compacted in layers with repeated passages of the landfill equipment to minimize voids within the cell and maximize compaction. The loose layer shall not exceed a depth of approximately two feet before compaction. Spreading and compacting shall be accomplished as rapidly as practicable, unless otherwise approved by the enforcement agency.

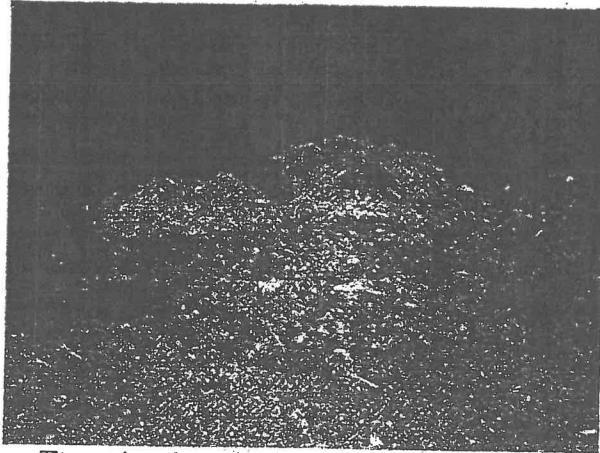
Board staff arrived at the site at 0545 to inspect cover. Green material was noted as ADC on the areas to be used the following day and soil in areas that would not be used for the next few days. During the inspection it was

Inspector


observed that the green material had not been properly spread and compacted. Some small areas were compacted, but throughout the working face where green waste was spread it was poorly compacted. This could be a result of the using the green material as ADC that has not been processed. Board staff observed some of the areas covered with soil were not properly spread and compacted.



A view of previous day active face covered with green material



The previous day active face covered with green material.



A view of previous day active face covered with soil.

COMMENTS:

1. **Report of Disposal Site Information (21600)** – The load checking program in the RDSI requires a minimum of one vehicle transporting MSW each day and one self-haul vehicle per week. During review of the records it was noted that these minimum number of load check logs were not met. The minimum number of load check logs as specified in the RDSI must be met.
2. **Tires** – At the time of the inspection tires located behind the maintenance shop had standing water in them. Please ensure that the water is removed and that they are stored in matter to prevent standing water.
3. The operator's quarterly landfill gas monitoring reports results indicated no detectable levels of methane. On the day of the inspection methane samples were taken at GMP#1 and no detectable levels of methane were noted.

BCN Inspector

Enforcement Agency:		County of Contra Costa			
SWIS Facility File Number (99-xx-9999)			Inspection Date		
07-AA-0032			1/23/2007		
LEA Periodic		CalRecycle Closed Sites		CalRecycle Focused	
LEA Focused		CalRecycle Enforcement Agent		X CalRecycle Periodic	
Inspection Time		Time In		Time Out	
Facility Name			Received By		
Keller Canyon Landfill					
Facility Location			Owner Name		
901 Bailey Road, Pittsburg		94565			
Inspector			Also Present (Name)		
<small>THE ABOVE FACILITY WAS INSPECTED FOR COMPLIANCE WITH APPLICABLE SECTIONS OF DIVISION 30 OF PUBLIC RESOURCES CODE (PRC) AND TITLE 14 AND TITLE 27 CALIFORNIA CODE OF REGULATIONS (CCR)</small>					
<input type="checkbox"/> No Violations or Areas of Concern					

Comments:

FACILITY: Keller Canyon Landfill

SWIS NUMBER: 07-AA-0032

INSPECTION DATE: January 23, 2007

FACILITY LOCATION: 901 Bailey Road
Pittsburg, CA

FACILITY OPERATOR: Keller Canyon Landfill Inc. (Allied Waste)

LAND OWNER: Same as operator

LOCAL ENFORCMENT AGENCY: Contra Costa County Environmental Health

INSPECTOR: B. Poroli, California Integrated Waste Management Board (CIWMB)

ACCOMPANIED BY: Eric Fung, Contra Costa LEA, Todd Pattee (Lead Operator), Micky Hill (Site Manager) and Kevin Chiapello (General Manager)

PERMITTED TONNAGE: 3,500 tons per day

ACTUAL TONNAGE: Peak - 4,398.36 TPD on 10/02/06

SITE TELEPHONE NO.: (925) 458-9800

PERMIT ISSUE DATE: 3/27/2000

LAST PERMIT REVIEW COMPLETED: 3/24/2005

LIQUID WASTES ACCEPTED: No

GAS/LEACHATE CONTROLS: Yes, Flare

COVER: Tarps, Soil and Greenwaste. Greenwaste and soil were used on this inspection

ACREAGE: Total Permitted Area - 1,399 acres. Permitted Area - 244 acres for disposal

INSPECTION PURPOSE:

In accordance with Public Resources Code Section 43220, staff of the California Integrated Waste Management Board conducted an 18-month inspection of Keller Canyon Landfill in conjunction with staff of the Contra Costa County Local Enforcement Agency.

BACKGROUND:

The site is located just west of the City of Pittsburg in Contra Costa County. The landfill is surrounded by grazing land, zoned residential and commercial. The landfill is open to commercial haulers and not open to the general public (self haul). A large portion of the waste comes from the Contra Costa Transfer and Recovery Station (07-AA-0027) located in Martinez. Operational hours are 0700-1930 Monday through Saturday and no waste is accepted after 1900. The required daily cover shall be completed by 1930 at which time stationary working lights shall be extinguished.

PREVIOUS CIWMB INSPECTION RESULTS:

The previous State inspection of this facility was conducted on July 26, 2005. The inspection identified one violation of Public Resources Code, Division 30, Part 4, Chapter 3 for Section 44014(b) - Terms and Conditions of the Permit for exceeding the permitted traffic volume.

VIOLATIONS:

A. The inspection identified no violations of Public Resources Code, Division 30, Part 4, Chapter 3:

B. There was one violation of Title 27, California Code of Regulations, Consolidated Regulations for Treatment, Storage, Processing, or Disposal of Solid Waste as follows:

Section 20690 - Alternative Daily Cover. (b) (3) Processed Green Material (A) For the purposes of this section, processed green material means any plant material that is either separated at the point of generation, or separated at a centralized facility that employs methods to minimize contamination. Green material includes, but is not limited to, yard trimmings, untreated wood wastes, paper products, and natural fiber products. Green material does not include treated wood waste, mixed demolition or mixed construction debris, manure and plant waste from the food processing industry, alone or blended with soil. Processed green material may include varying proportions of wood waste from urban and other sources and shall be ground, shredded, screened, source separated for grain size, or otherwise processed. (B) Green material used for alternative daily cover shall be processed prior to being applied to the working face unless the green material to be used as alternative daily cover already meets the grain size specifications. Prior to spreading and compacting on the working face, processed green material shall comply with a grain size specification by volume of 95 percent less than 6 inches. Alternative processing and grain size specification requirements may be approved by the EA if the EA determines that the alternative meets the performance requirements of (a)(2) and (a)(3) of this section and the CIWMB concurs. (C) Processed green material shall be restricted to a minimum compacted thickness of 6 inches and average compacted thickness of less than or equal to 12 inches

According to the operator, green waste is not processed prior to placement on the working face as ADC. The regulations require that the green material used as ADC be processed prior to being applied to the working face unless the green material to used already meets the grain size specifications. Based on Board staff observation on the day of the inspection, the material did not meet the specifications required in the regulations.

Unprocessed green material as it is used for ADC
ADC

Unprocessed green material as it is used for

AREAS OF CONCERN:

A. The inspection identified one area of concern of Public Resources Code, Division 30, Part 4, Chapter 3.

Section 44014(b) - Terms and Conditions of the Permit. The solid waste facilities permit shall contain all terms and conditions that the local enforcement agency determines to be appropriate for the operation of the solid waste facility. The operator shall comply with all terms and conditions of the permit.

The facility weight and/or volume records indicated that the operator has on several occasions received more than the permitted 3,500 tons per day maximum. It has been the Boards policy that everything through the gate counts

with the exception of soil, regardless of whether it is landfilled or not. The operator stated that they have not been including the green material and concrete in the daily tonnage because the green material is used as ADC and the concrete as road base. The LEA should require the operator to implement a procedure to ensure that the maximum permitted daily tonnage limits are not exceeded.

B. There was one area of concern of Title 27, California Code of Regulations, Consolidated Regulations for Treatment, Storage, Processing, or Disposal of Solid Waste as follows:

Section 20640 - Spreading and Compacting. Solid waste shall be spread and compacted in layers with repeated passages of the landfill equipment to minimize voids within the cell and maximize compaction. The loose layer shall not exceed a depth of approximately two feet before compaction. Spreading and compacting shall be accomplished as rapidly as practicable, unless otherwise approved by the enforcement agency.

Board staff arrived at the site at 0545 to inspect cover. Green material was noted as ADC on the areas to be used the following day and soil in areas that would not be used for the next few days. During the inspection it was observed that the green material had not been properly spread and compacted. Some small areas were compacted, but throughout the working face where green waste was spread it was poorly compacted. This could be a result of the using the green material as ADC that has not been processed. Board staff observed some of the areas covered with soil were not properly spread and compacted.

A view of previous day active face covered with green material
green material.

The previous day active face covered with

A view of previous day active face covered with soil.

COMMENTS:

1. Report of Disposal Site Information (21600) - The load checking program in the RDSI requires a minimum of one vehicle transporting MSW each day and one self-haul vehicle per week. During review of the records it was noted that these minimum number of load check logs were not met. The minimum number of load check logs as specified in the RDSI must be met.

2. Tires - At the time of the inspection tires located behind the maintenance shop had standing water in them. Please ensure that the water is removed and that they are stored in matter to prevent standing water.

3. The operator's quarterly landfill gas monitoring reports results indicated no detectable levels of methane. On the day of the inspection methane samples were taken at GMP#1 and no detectable levels of methane were noted.

Case Report

 [Case Search](#)

Case Summary

Case Information

Case Number: CV034764**Case Title:** The People of the State of California VS Forward Inc et al**Case Category:** Civil - Unlimited**Case Type:** Toxic Tort/Environmental**Judicial Officer:** Holland, Lesley**Filing Date:** 2/14/2008**Case Status:** Post Judgment**Location:** Stockton

Participants

Name	Filing Document	Role	Attorney	Filed By
Allied Waste Industries. Inc.. a Delaware Corp.	Complaint	Defendant		The People of the State of California
Forward. Inc.. a CA. Corp	Complaint	Defendant		The People of the State of California
The People of the State of California	Complaint	Plaintiff	Irey, David	The People of the State of California

Pending Hearings

No results found

ast Events

No results found

Register of Actions

ROA #	Entry
1	02/14/2008: Initial petition/complaint filed Filed by: The People of the State of California(Plaintiff) Refers to: Forward. Inc.. a CA. Corp(Defendant); Allied Waste Industries. Inc.. a Delaware Corp.(Defendant)
2	02/14/2008: Civil Case Cover Sheet
3	02/14/2008: Government exemption
4	02/14/2008: Original summons issued and filed
5	Answer filed by Forward. Inc.. a CA. Corp on 11/03/2008.
58	Answer filed by Allied Waste Industries. Inc.. a Delaware Corp. on 11/03/2008.
9	Motion to Strike (Defendant Forward, Inc.'s answer) filed by The People of the State of California on 11/18/2008.
11	Motion to Strike (Defendant Allied Waste Industries, Inc.'s answer.) filed by The People of the State of California on 11/18/2008.

10	Motion to Strike Answer - of Forward Inc scheduled for 01/09/2009 at 09:00:00 AM in 13 at Stockton.
12	Motion to Strike Answer - of Allied scheduled for 01/09/2009 at 09:00:00 AM in 13 at Stockton.
13	Opposition to Noticed Motion filed by Forward. Inc.. a CA. Corp on 12/23/2008.
14	Opposition (DEFT Allied Waste Industries, Inc. opposition to PLTF's motion to strike) filed by Allied Waste Industries. Inc.. a Delaware Corp. on 12/23/2008.
15	Reply to Opposition filed by The People of the State of California on 12/30/2008.
16	Notice of Change of Address and/or Telephone filed by The People of the State of California on 12/31/2008.
17	Tentative Ruling published.
18	Tentative Ruling published.
19	Tentative Ruling published.
20	Tentative Ruling published.
21	Motion to Strike Answer - of Forward Inc. scheduled for 01/21/2009 at 09:00:00 AM in 13 at Stockton.
22	Motion to Strike Answer of Forward Inc. is scheduled for 01/21/2009 at 09:00 AM in Department 13
23	Minutes finalized for Motion to Strike Answer heard 01/09/2009 09:00:00 AM.
24	Motion to Strike Answer - of Forward Inc. scheduled for 01/21/2009 at 09:00:00 AM in 13 at Stockton.
25	Motion to Strike Answer - of Allied scheduled for 01/21/2009 at 09:00:00 AM in 13 at Stockton.
26	Motion to Strike Answer of Allied is scheduled for 01/21/2009 at 09:00 AM in Department 13
27	Minutes finalized for Motion to Strike Answer heard 01/09/2009 09:00:00 AM.
28	Tentative Ruling published.
29	Tentative Ruling published.
30	Motion to Strike Answer - of Forward Inc. scheduled for 01/21/2009 at 09:00:00 AM in 13 at Stockton.
31	Motion to Strike Answer - of Allied scheduled for 01/21/2009 at 09:00:00 AM in 13 at Stockton.
32	Minutes finalized for Motion to Strike Answer heard 01/21/2009 09:00:00 AM.
33	Notice of Hearing Re: Reconsideration of Order sustaining demurrer to plaintiffs' second amended complaint without leave to amend.
34	Certificate of Mailing re Notice of Hearing
35	Court's Motion (CLM) - Reconsideration of order sustaining demurrer to plaintiffs' second amended complaint without leave to amend scheduled for 03/13/2009 at 09:00:00 AM in 13 at Stockton.
36	Supplemental (Brief RE: Reconsideration of Order Denying Plaintiff's Motion to Strike) filed by The People of the State of California on 02/19/2009.
37	Joint Statement (supplemental brief) filed by Allied Waste Industries. Inc.. a Delaware Corp.; Forward. Inc.. a CA. Corp on 03/02/2009.
38	Supplemental Declaration (Defendants' joint supplemental brief re: reconsideration f order denying plaintiff's motion to strike defendants' answers) filed by Forward. Inc.. a CA. Corp; Allied Waste Industries. Inc.. a Delaware Corp. on 03/02/2009.

39	Tentative Ruling published.
40	Minutes finalized for Court's Motion (CLM) heard 03/13/2009 09:00:00 AM.
41	Supplemental (Brief to the court RE: Equitable defenses) filed by The People of the State of California on 03/17/2009.
42	Ruling issued, matter no longer under submission. See minutes dated 06/11/2009.
43	Minutes finalized for Court's Motion (CLM) heard 03/13/2009 09:00:00 AM.
45	CMC: Further Case Management Conference is scheduled on 12/17/2009 at 08:30 AM in department 13
46	Minutes finalized for Ruling on Submitted Matter heard 06/11/2009 09:24:59 AM.
49	Ruling on submitted matter from 3/13/09. Motion for reconsideration is denied.
44	CMC: Further Case Management Conference - scheduled for 12/17/2009 at 08:30:00 AM in 13 at Stockton
48	Clerk's Certificate of Service By Mail generated.
50	Case Management Statement filed by The People of the State of California on 12/02/2009.
51	Case Management Statement filed by Forward. Inc.. a CA. Corp on 12/04/2009.
52	Case Management Statement filed by Allied Waste Industries. Inc.. a Delaware Corp. on 12/04/2009.
53	CMC: Further Case Management Conference - scheduled for 04/16/2010 at 08:30:00 AM in 13 at Stockton
54	CMC: Further Case Management Conference continued to 04/16/2010 at 08:30 AM in department 13.
55	Minutes finalized for CMC: Further Case Management Conference heard 12/17/2009 08:30:00 AM.
57	Case Management Statement filed by Forward. Inc.. a CA. Corp on 04/01/2010.
56	Case Management Statement filed by The People of the State of California on 04/02/2010.
59	CMC: Further Case Management Conference - scheduled for 08/25/2010 at 08:30:00 AM in 13 at Stockton
60	CMC: Further Case Management Conference is scheduled for 08/25/2010 at 08:30 AM in Department 13.
61	Minutes finalized for CMC: Further Case Management Conference heard 04/16/2010 08:30:00 AM.
62	Case Management Statement filed by Allied Waste Industries. Inc.. a Delaware Corp. on 08/09/2010.
63	Case Management Statement filed by Forward. Inc.. a CA. Corp on 08/10/2010.
64	Case Management Statement filed by The People of the State of California on 08/11/2010.
68	Case Management Statement filed by Forward. Inc.. a CA. Corp on 11/23/2010.
69	Case Management Statement filed by The People of the State of California on 11/23/2010.
70	Case Management Statement filed by Allied Waste Industries. Inc.. a Delaware Corp. on 11/29/2010.
71	CMC: Further Case Management Conference - scheduled for 04/07/2011 at 08:30:00 AM in 13 at Stockton
72	CMC: Further Case Management Conference is scheduled for 04/07/2011 at 08:30 AM in Department 13.
73	Minutes finalized for CMC: Further Case Management Conference heard 12/08/2010 08:30:00 AM.

74	Case Management Statement filed by The People of the State of California on 03/18/2011.
75	Case Management Statement filed by Allied Waste Industries. Inc.. a Delaware Corp.; Forward. Inc.. a CA. Corp on 03/23/2011.
76	CMC: Further Case Management Conference - scheduled for 09/08/2011 at 08:30:00 AM in 13 at Stockton
77	CMC: Further Case Management Conference is scheduled for 09/08/2011 at 08:30 AM in Department 13.
78	Minutes finalized for CMC: Further Case Management Conference heard 04/07/2011 08:30:00 AM.
79	Case Management Statement filed by The People of the State of California on 08/22/2011.
80	Case Management Statement filed by Forward. Inc.. a CA. Corp; Allied Waste Industries. Inc.. a Delaware Corp. on 08/23/2011.
81	CMC: Further Case Management Conference - scheduled for 01/12/2012 at 08:30:00 AM in 13 at Stockton
82	CMC: Further Case Management Conference is scheduled for 01/12/2012 at 08:30 AM in Department 13.
83	Minutes finalized for CMC: Further Case Management Conference heard 09/08/2011 08:30:00 AM.
84	CMC: Further Case Management Conference - scheduled for 01/10/2012 at 08:30:00 AM in 13 at Stockton
85	CMC: Further Case Management Conference is scheduled for 01/10/2012 at 08:30 AM in Department 13.
86	Minutes finalized for CMC: Further Case Management Conference heard 09/08/2011 08:30:00 AM.
88	Case Management Statement filed by Allied Waste Industries. Inc.. a Delaware Corp.; Forward. Inc.. a CA. Corp on 12/27/2011.
87	Case Management Statement filed by The People of the State of California on 12/28/2011.
89	Trial Setting Conference - scheduled for 02/10/2012 at 08:30:00 AM in 13 at Stockton.
90	Trial Setting Conference is scheduled for 02/10/2012 at 08:30 AM in Department 13.
91	Minutes finalized for CMC: Further Case Management Conference heard 01/10/2012 08:30:00 AM.
92	Notice - Other (of Further Case Management Conference) filed by The People of the State of California on 01/10/2012.
93	Case Management Statement filed by Forward. Inc.. a CA. Corp; Allied Waste Industries. Inc.. a Delaware Corp. on 01/24/2012.
94	Case Management Statement filed by The People of the State of California on 01/30/2012.
95	Trial Setting Conference - scheduled for 03/12/2012 at 08:30:00 AM in 13 at Stockton.
96	Trial Setting Conference is scheduled for 03/12/2012 at 08:30 AM in Department 13.
97	Minutes finalized for Trial Setting Conference heard 02/10/2012 08:30:00 AM.
98	Case Management Statement filed by Allied Waste Industries. Inc.. a Delaware Corp.; Forward. Inc.. a CA. Corp on 02/22/2012.
99	Case Management Statement filed by The People of the State of California on 02/27/2012.
100	Trial Setting Conference - scheduled for 04/24/2012 at 08:30:00 AM in 13 at Stockton.
101	Trial Setting Conference is scheduled for 04/24/2012 at 08:30 AM in Department 13.

102	Minutes finalized for Trial Setting Conference heard 03/12/2012 08:30:00 AM.
103	Case Management Statement filed by Forward. Inc.. a CA. Corp; Allied Waste Industries. Inc.. a Delaware Corp. on 04/09/2012.
104	Trial Setting Conference - Possible Stipulated Settlement scheduled for 04/30/2012 at 08:30:00 AM in 13 at Stockton.
105	Trial Setting Conference Possible Stipulated Settlement is scheduled for 04/30/2012 at 08:30 AM in Department 13.
106	Minutes finalized for Trial Setting Conference heard 04/24/2012 08:30:00 AM.
107	Minutes finalized for Trial Setting Conference heard 04/30/2012 08:30:00 AM.
108	Stipulated Settlement and Dismissal (Final Judgment and Permanent Injunction on Consent) filed by The People of the State of California on 04/30/2012.
109	Judgment for The People of the State of California against Forward. Inc.. a CA. Corp in the amount of: 87000.00 principal, 0.00 punitive damages, 0.00 costs, 0.00 pre-judgment interest, and 0.00 attorney fees entered on 04/30/2012.
110	Notice of Entry of Judgment filed by The People of the State of California on 04/30/2012.
111	Judgment - Stipulated filed by The People of the State of California on 04/30/2012.
112	Judgment for The People of the State of California against Allied Waste Industries. Inc.. a Delaware Corp.; Forward. Inc.. a CA. Corp in the amount of: 400000.00 principal, 0.00 punitive damages, 0.00 costs, 0.00 pre-judgment interest, and 0.00 attorney fees entered on 04/30/2012.
113	Additional Award entered for The People of the State of California and against Forward. Inc.. a CA. Corp in the amount of 38000.00 total damages including 38000.00 costs 0.00 attorney fees and 0.00 interest.
114	Additional Award entered for The People of the State of California and against Forward. Inc.. a CA. Corp in the amount of 87000.00 total damages including 87000.00 costs 0.00 attorney fees and 0.00 interest.

Table of Contents

Forward Matters

The District Attorney for San Joaquin County filed a civil action against Forward, Inc. and Allied Waste Industries, Inc. on February 14, 2008 in the Superior Court of California, County of San Joaquin. The complaint seeks civil penalties of \$2,500 for each alleged violation, but no less than \$10.0 million, and an injunction against Forward and Allied for alleged permit and regulatory violations at the Forward Landfill. The District Attorney contends that the alleged violations constitute unfair business practices under the California Business and Professions Code section 17200, et seq., by virtue of violations of Public Resources Code Division 30, Part 4, Chapter 3, Article 1, sections 44004 and 44014(b); California Code of Regulations Title 27, Chapter 3, Subchapter 4, Article 6, sections 20690(11) and 20919.5; and Health and Safety Code sections 25200, 25100, et seq., and 25500, et seq. Although the complaint is worded very broadly and does not identify specific permit or regulatory violations, the District Attorney has articulated three primary concerns in past communications, alleging that the landfill: (1) used green waste containing food as alternative daily cover, (2) exceeded its daily solid waste tonnage receipt limitations under its solid waste facility permit, and (3) received hazardous waste in violation of its permit (i.e., auto shredder waste). Additionally, the District Attorney alleges that landfill gas measured by a monitoring probe at the property boundary has exceeded an action level of five percent methane. We are vigorously defending against the allegations.

On March 2, 2011, the U.S. Environmental Protection Agency (EPA) Region IX and the San Joaquin Valley Air Pollution Control District filed a civil action against Forward, Inc. in the U.S. District Court for the Northern District of California. The complaint seeks civil penalties of up to \$75,000 for each day of alleged violation, an order directing Forward to comply with various Clean Air Act regulations and the landfill's Title V permit, and unspecified injunctive relief. The facility is jointly regulated by the EPA and the San Joaquin Valley Air Pollution Control District. The alleged violations include operating gas collection wellheads at greater than 15% oxygen, experiencing a subsurface oxidation event on multiple occasions, submitting inaccurate compliance certifications, and operating a compost facility and associated equipment without a permit. We are undergoing nonbinding mediation with the agencies as we continue to vigorously defend against the allegations.

Sunshine Canyon Matter

On November 17, 2009, the South Coast Air Quality Management District (SCAQMD) issued a Petition for an Order for Abatement (Petition) as a result of a series of odor complaints and notices of violation alleged to be associated with the operations at the Sunshine Canyon Landfill located in Sylmar, California (Sunshine Canyon). The Petition described eight notices of violation beginning in November 2008 and continuing to November 2009. The SCAQMD's independent Hearing Board held a series of public hearings between December 2009 and March 2010, after which it issued a final order (Order) that requires certain operational changes aimed at odor control, and further requires Sunshine Canyon to perform several studies regarding odor control techniques, equipment and site meteorology. In July 2010, the Hearing Board approved an amended Order suspending certain operational requirements contained in the initial Order pending completion of additional odor control studies. In September 2010, the County of Los Angeles Department of Public Works (Department) issued a directive to Sunshine Canyon requiring the implementation of certain corrective measures aimed at reducing odors. Since September 2010 and continuing through 2011, Sunshine Canyon has received several Notices of Violation from the SCAQMD based on confirmed odor complaints from the neighborhood near the landfill. On December 3, 2011, following public hearings, the Hearing Board entered a third stipulated amended order for abatement requiring Sunshine Canyon to expand its landfill gas collection system and to undertake additional odor abatement measures, and also granted permission to Sunshine Canyon to install a temporary landfill gas flare to control potential odors from landfill gas. While the District prosecutor's office has stated its intention to assess a penalty on Sunshine Canyon, it has not indicated the amount or type of such a penalty.

Lorain County Landfill Matter

Since 2006, the Lorain County Landfill located in Lorain, Ohio has agreed to two consensual Director's Final Findings and Orders (DFFOs) issued by the Ohio Environmental Protection Agency related to operational issues,

REPUBLIC SERVICES, INC. AND SUBSIDIARIES
NOTES TO CONSOLIDATED FINANCIAL STATEMENTS, CONTINUED

punitive damages may be assessed against us related to this matter. Although it is not possible to predict the ultimate outcome, management believes that the amount of any final, non-appealable judgment will not be material.

Forward Matters

The District Attorney for San Joaquin County filed a civil action against Forward, Inc. and Allied Waste Industries, Inc. on February 14, 2008 in the Superior Court of California, County of San Joaquin. Forward and Allied each filed answers in November 2008, denying all material allegations of the complaint. The complaint seeks civil penalties of \$2,500 for each alleged violation, but no less than \$10.0 million, and an injunction against Forward and Allied for alleged permit and regulatory violations at the Forward Landfill. The District Attorney contends that the alleged violations constitute unfair business practices under the California Business and Professions Code section 17200, et seq., by virtue of violations of Public Resources Code Division 30, Part 4, Chapter 3, Article 1, sections 44004 and 44014(b); California Code of Regulations Title 27, Chapter 3, Subchapter 4, Article 6, sections 20690(11) and 20919.5; and Health and Safety Code sections 25200, 25100, et seq., and 25500, et seq. Although the complaint is worded very broadly and does not identify specific permit or regulatory violations, the District Attorney has articulated three primary concerns in past communications, alleging that the landfill: (1) used green waste containing food as alternative daily cover, (2) exceeded its daily solid waste tonnage receipt limitations under its solid waste facility permit, and (3) received hazardous waste in violation of its permit (i.e., auto shredder waste). Additionally, it is alleged that the landfill allowed a concentration of methane gas in excess of five percent. Discovery is currently underway. We are vigorously defending against the allegations.

On February 5, 2010, the U.S. Environmental Protection Agency (EPA) Region IX delivered a Finding and Notice of Violation to the Forward Landfill as a result of alleged violations of the Title V permit issued under the Clean Air Act. The facility is jointly regulated by the EPA and the San Joaquin Valley Air Pollution Control District. The alleged violations include operating gas collection wellheads at greater than 15% oxygen, experiencing a subsurface oxidation event on multiple occasions, and submitting inaccurate compliance certifications. We have requested a conference with the agencies and intend to vigorously defend against the allegations.

Carbon Limestone Matter

On May 4, 2009, the Ohio Environmental Protection Agency (OEPA) issued Proposed Findings and Orders (F&Os) to Carbon Limestone Landfill, LLC, our wholly owned subsidiary. The proposed F&Os allege violations regarding the acceptance of hazardous waste from two customers and issues regarding the site's leachate management collection system and groundwater monitoring program, and seek corrective actions and a civil penalty of \$155,311. After negotiations with OEPA, on December 15, 2009, Carbon Limestone Landfill, LLC and the OEPA agreed to a Director's Findings and Final Order (DFFO) specifying a schedule of corrective actions and a civil penalty of \$73,846, comprised of a single payment of \$59,077, and funding of a supplemental environmental project costing \$14,769. We have commenced payment and instituting the corrective actions as required by the DFFO.

Litigation Related to Fuel and Environmental Fees

On July 8, 2009, CLN Properties, Inc. and Maevers Management Company, Inc., filed a complaint against the Company and one of its subsidiaries in the United States District Court in Arizona, in which plaintiffs complain about fuel recovery fees and environmental recovery fees charged by the Company or one of its subsidiaries. On July 23, 2009, Klingler's European Bake Shop & Deli, Inc., filed a complaint against the Company and one of its subsidiaries in the Circuit Court of Jefferson County, Alabama, in which plaintiff complains about fuel/environmental recovery fees and administrative fees charged by the Company or one of



EDMUND G. BROWN JR.
GOVERNOR



MATTHEW RODRIGUEZ
SECRETARY FOR
ENVIRONMENTAL PROTECTION

Bpk

Central Valley Regional Water Quality Control Board

22 July 2013

Don Litchfield
Area Environmental Manager
Republic Services
9999 South Austin Road
Manteca, CA 95336

CERTIFIED MAIL
7012 0470 0000 9904 0887

By Fax and US mail

NOTICE OF VIOLATION, FORWARD LANDFILL, SAN JOAQUIN COUNTY

The disposal of waste at the Forward Landfill in San Joaquin County is regulated by Waste Discharger Requirements Order R5-2003-0049. Republic Services (Discharger) owns and operates the facility.

On 28 June 2013, Central Valley Regional Water Quality Control Board staff received a complaint that the Discharger was accepting and spreading cannery waste in an unpermitted disposal area located north of the landfill. Staff subsequently contacted the Discharger on 2 July 2013 to discuss the complaint.

On 3 July 2013, the Discharger confirmed in writing that cannery waste (mud) had been placed on a clay pad north of the landfill for drying prior to being transported to the landfill for use as daily cover. Additionally, the Discharger informed staff that the operations had recently changed, that the land north of the landfill was no longer being used, and that the cannery waste was now being dried on a clay pad located on the Class II waste management unit (cells FU-04 and FU-05).

On 12 July 2013, the Discharger and staff met to discuss the current treatment and disposal operations related to cannery waste at Forward Landfill. Based on our discussions and a subsequent site inspection on 15 July 2013, staff understands that currently three forms of cannery waste are being accepted, treated, and disposed of by the Discharger.

- Cannery residuals, which consist of whole fruits and vines, pomace, culls, leaves, peels, and seeds, is currently being treated and disposed of at the composting facility, which is permitted by San Joaquin County;
- Cannery rinsate water, which contains one to two percent solids, is currently being treated and disposed of in the Class II surface impoundment at the landfill; and
- Cannery mud, which consists of approximately 40 to 50 percent solids, is currently being spread, disked, dried and stockpiled for use as daily cover on a clay pad reportedly 2.5 to 3.0 feet thick located on top of waste management units FU-4 and FU-5.

KARL E. LONGLEY ScD, P.E., CHAIR | PAMELA C. CREEDON P.E., BCEE, EXECUTIVE OFFICER

11020 Sun Center Drive #200, Rancho Cordova, CA 95670 | www.waterboards.ca.gov/centralvalley

The discharge of cannery residuals to the green waste composting area is acceptable. However, the discharge of cannery rinse water and cannery mud is not a permitted discharge and is in violation of the WDRs and Title 27 as outlined below.

Cannery Rinse Water

The discharge of cannery rinsate water to the Class II surface impoundment without obtaining approval from the Regional Board is a violation of Discharge Specification B.3. of WDRs Order R5-2003-0049 which states: "*The discharge of liquid and semi-solid waste to the Class II surface impoundment is limited to leachate for the landfill units and surface impoundment leachate collection and removal system (LCRSs), septage, chemical toilet waste, boiler blowdown water, grease trap pumpings, non-hazardous landfill gas condensate, and other waste that are compatible with the liner system and meet the approval of the Board.*" Republic Services has not requested, nor received, approval from the Board to discharge cannery rinse water into the surface impoundment. Therefore you must **cease the discharge immediately.**

If Republic Services desires to discharge cannery rinse water to the Class II surface impoundment in the future, then you must submit a formal written request to the Regional Board. The request shall include a *Cannery Rinse Water Operations Plan* which describes how the surface impoundment will be managed to prevent odors and sludge accumulation. The Plan shall also include a water balance describing the volume of all types of liquid wastes which are discharged into the impoundments and demonstrating whether there is enough capacity, on a year-round basis, to accept the cannery rinse water.

Cannery Mud

The discharge of cannery mud to the area north of the landfill is not permitted under the current WDRs. We recognize that Republic Services submitted a Report of Waste Discharge and requested that the WDRs be modified to allow this discharge to take place. However, because Republic Services has not yet received CEQA approval from San Joaquin County for this discharge, the Board cannot adopt WDRs that allow the discharge. Therefore, Republic Services must immediately cease all discharge of cannery waste to the land north of the landfill until the new WDRs are adopted. Failure to do so is a violation of California Water Code section 13264(a)(1).

Although the discharge and drying of cannery mud on the interim cover of waste management units FU-4 and FU-5 is not specifically described in the WDRs, this practice might be acceptable provided that the drying operations are conducted such that the intermediate cover is maintained, water percolation is minimized, and odors are not generated. Therefore, if Republic Services wishes to continue this practice, then you must immediately submit a *Cannery Mud Operation Plan* describing the cannery mud drying operation. The plan shall describe how the mud will be dried and managed to maintain the interim cover over the waste management units, prevent liquid runoff and odors, and minimize water percolation.

Additionally, the use of cannery waste as alternative daily cover is prohibited by §20690 (b)(3)(A) of Title 27 which states, "(3) *Processed Green Material: (A) For the purposes of this section, Processed green material means any plant material that is either separated at the point of generation, or separated at a centralized facility that employs methods to minimize contamination. Green material includes, but is not limited to, yard trimmings, untreated wood waste, paper products, and natural fiber products. Green material does not include treated wood waste, mixed demolition or mixed construction debris, manure and plant waste from the food processing industry, alone or blended with soil.*" Therefore, the use of cannery waste

22 July 2013

as alternative daily cover must **cease immediately**, unless and until Republic Services submits a copy of the approval from the LEA to the Regional Board.

By **26 July 2013**, Republic Services shall either (a) submit a report certifying that the discharge of rinsate water to the Class II surface impoundment has ceased, the discharge of cannery mud has ceased, cannery waste is no longer used as interim cover, and the land north of the landfill will not be used for the disposal of cannery waste until authorized by WDRs, or (b) submit *Operations Plans* (as described above) and approval from the LEA to use the cannery waste as alternative daily cover. Either report shall also document the volume of these materials that was accepted at Forward Landfill during 2013.

The Central Valley Water Board expects that Republic Services will comply with all requirements of the WDRs and will not accept any wastes which are not permitted under the WDRs. We will evaluate your submittals in considering whether to propose issuance of an administrative civil liability complaint. Be advised that failure to operate the facility as described in Waste Discharge Requirements Order R5-2003-0049 may result in additional enforcement actions.

If you have any questions regarding this Notice of Violation, please contact Brendan Kenny at (916) 464-4835 or by email at bkenny@waterboards.ca.gov.

Wendy Myers
for HOWARD HOLD, PG
Senior Engineering Geologist
Title 27 Compliance and Enforcement Unit

cc: Robert Mc Clellon, San Joaquin County Public Health Department, Stockton
Ruben Ramirez, Forward Landfill Operations Manager, Stockton

Evan Edgar

From: Evan Edgar
Sent: Wednesday, January 29, 2014 4:51 PM
To: 'Paul Morsen'
Cc: 'Monica White'
Subject: RE: Green Waste Composting in the CCCSWA Service Area
Attachments: Annual Report 2011-2012.pdf

Dear Mr. Morsen:

This is In response to your email below. My name is Evan Edgar and I am a Registered Civil Engineer for the California Compost Coalition and have been working on statewide AB 939 policy issues with the former California Integrated Waste Management Board since 1990, and with the current state department, CalRecycle. Monica White of Organic Waste Solutions (OWS) is the Chief Sustainability Officer for OWS, who is a member of the California Compost Coalition, who lives in Orinda and works from home for OWS, and represents California Compost Coalition at meetings as an environmental scientist, and is a graduate of St. Mary's. Monica is a new mother, and has had a sick baby at times over the last week, and have not been readily available.

California Compost Coalition is a Lobbying Firm based in Sacramento that represent independent organic composters in Sonoma, Napa, Lake, Yolo and Santa Clara counties. These compost facilities have capacity to accept green waste and food waste for composting to produce valuable organic-registered compost products for vineyards, landscapers, and home use. The use of compost has determined to reduce greenhouse gases where if green waste and food waste were placed in landfills, would generate greenhouse gases.

The California Compost Coalition supporting data you requested comes from your own CCCSWA Annual Reports submitted to the state - CalRecycle. I retrieved the attached Annual Report Summaries for CY 2011 and CY 2012 submitted to the state from the CCCSWA Home Page. CCCSWA needs to file an "Annual Report Summary" each Calendar Year to the state oversight agency, California Department of Resources Recycling and Recovery (CalRecycle), on the programs and tons of solid waste and recycling in their jurisdictions, by August of each year. CCCSWA, Bart Carr, prepares the Annual Report, and the CCCSWA files and reviews the Annual Report. CalRecycle staff review the Annual Report each year to gauge AB 939 compliance. What happens in the rest of unincorporated County does not matter as the Report was filed by CCCSWA is for CCSWA programs and tons. The unincorporated County and other cities outside of CCCSWA need to file their own Annual Report specific to their own jurisdiction. The tons and programs by the other parts of the County are not part of the CCCSWA Annual Report.

CCCSWA has acknowledged that there was zero "0" composting tons in CY 2011 and only about 18,000 tons in 2012. CCSWA also documents that green waste with food waste from several cities within the CCCSWA is going to ADC, which is a blatant violation of Title 27 state minimum standards. The documentation from the CCSWA documents is bulleted below and the entire Annual Reports are attached.

CY 2011 - The following is from the CY 2011 Annual Report prepared by Bart Carr of CCCSWA for the CCCSWA – not the County as a whole:

- CCCSWA - CY 2011 –
 - Green Waste Generation – 45,128 tons
 - **Composted - Zero Tons**
 - Landfill Daily Cover (ADC) – 20,333 tons (Green waste and food waste in some cases)
 - It is against state regulations to use green waste with food waste as ADC

- Forward Inc. (a Republic Services Landfill near Stockton) used green waste and food waste as ADC and lost a civil case filed by the County of San Joaquin
 - Republic knows not to use food waste as ADC
 - Missing – 24,795 tons is unaccounted for in the Annual Report – Where did it go???
- Page 13 of 15
 - Program 7030-FR-CMF (Composting)
 - Diversion Tons: “0” – None
 - No composting was reported in CY 2011
 - Tons Collected – 45,128 tons
 - Program 7040-FR-ADC (Alternative Daily Cover)
 - 20,333 tons
 - Danville – 11,729 tons – green waste
 - Lafayette – 1,282 tons –(Note: green waste and food waste collection there)
 - Moraga – 657 tons - (Note: green waste and food waste collection there)
 - Orinda – 767 tons - (Note: green waste and food waste collection there)
 - Walnut Creek – 5,898 tons - (Note: green waste and food waste collection there)
 - Greenwaste and food waste cannot be used as ADC by state regulations
 - Walnut Creek, Lafayette, Moraga, and Orinda – that has food waste with green waste, when placed at Keller Canyon as ADC, would be in violation of state regulations
 - The green waste with food waste from Lamorinda is under contract with Republic Services to be composted at their Newby Island Landfill Compost Facility near Milpitas.
 - There is no evidence in the CCCSWA report to the state that this is happening
 - However, 24,795 tons is missing in the CCCSWA Annual Report – Where did the green waste and food waste tons go???

The following is from the CY 2012 Annual Report prepared by Bart Carr of CCCSWA for the CCCSWA – not the County as a whole:

- CCCSWA Annual Report - CY 2012 –
 - Green Waste Generation – **40,609 tons**
 - Composted - **17,678 Tons**
 - Landfill Daily Cover (ADC) at Republic’s Keller Canyon Landfill–**22,785 tons** (Green waste and food waste in some cases)
 - It is against state regulations to use green waste with food waste as ADC
 - Forward Inc. (a Republic Services Landfill near Stockton) used green waste and food waste as ADC and lost a civil case filed by the County of San Joaquin
 - Republic knows not to use food waste as ADC
 - Not in the CCCSWA Annual Report, but in the CCCSWA HFH RFP, **55,321 tons** was collected in FY11/12
 - Missing – 14,858 tons in generation is unaccounted for in the CCCSWA Annual Report compared to the CCCSWA RFP – Where did it go???
 - 55,321 collection tons per RFP minus 17,678 tons to compost, and 22,785 tons to ADC – leaves 14,858 tons missing?? Unaccounted for!
- Page 13 of 15
 - Program 7030-FR-CMF (Composting)
 - Diversion Tons: **17,678 tons**
 - CCCSWA lists Newby Island, Richmond Sanitary Landfill & Compost Facility (Golden Bear), and Grover Compost Facility as locations
 - *Not part of the CCCSWA Annual Report:*

- *The CCCSWA HFH RFP states that the I-680 corridor residential organics (green materials and home food scraps) are collected by Waste Management on page 8:*
 - *A portion is hauled to Keller Canyon Landfill and used as ADC – which is a violation of state regulations od used food scraps as ADC – about 21,487 tons per CalRecycle records and 22,785 tons per CCCSWA Annual Report – say 22,000 tons of green waste with some food scraps is going to ADC at Keller Canyon*
 - *A potions is hauled to the Republic Contra Costa Transfer Station in Martinez, and is composted at the Golden Bear compost facility in Richmond*
- *Reviewing the records from The Richmond Sanitary Landfill and Compost Facility (Golden Bear) – about 18,000 tons of material is composted at the Republic Golden Bear Compost Facility which is transferred from Republic’s Martinez Transfer Station- which is assigned to Martinez by Golden Baer since the Transfer Station is in Martinez.*
 - *So the CCCSWA Annual Report for composting matches with the 1-680 tonnage amounts*
- Tons Collected – 41,609 tons
- **Page 13 of 15 - Program 7040-FR-ADC (Alternative Daily Cover)**
 - **22,785 tons**
 - Danville – 13,059 tons – green waste
 - Lafayette – 1,635 tons –(Note: green waste and food waste collection there)
 - Moraga – 708 tons - (Note: green waste and food waste collection there)
 - Orinda – 873 tons - (Note: green waste and food waste collection there)
 - Walnut Creek – 6,510 tons - (Note: green waste and food waste collection there)
 - 21,485 tons is the amount listed on the CalRecycle Home Page
 - About 22,000 tons of ADC was used
 - Greenwaste and food waste cannot be used as ADC by state regulations
 - Walnut Creek, Lafayette, Moraga, and Orinda – that has food waste with green waste, when placed at Keller Canyon as ADC, would be in violation of state regulations
 - The green waste with food waste from Lamorinda is under contract with Republic Services to be composted at their Newby Island Landfill Compost Facility near Milpitas.
 - There is no evidence in the CCCSWA report to the state that this is happening
 - However, 24,795 tons is missing in the CCCSWA Annual Report – Where did the green waste and food waste tons go???

From: Paul Morsen [<mailto:paul@wastediversion.org>]

Sent: Tuesday, January 28, 2014 5:09 PM

To: Paul Morsen

Subject: RE: Green Waste Composting in the CCCSWA Service Area

Good Afternoon...

The Central Contra Solid Waste Authority has been copied on several e-mails from our customers asking us to look into whether Republic Services is composting green waste in accordance with the franchise contract with us. An organization, Organic Waste Solutions (OWS), has alleged that a substantial portion of green waste collected in our service area is not being composted, as contractually required, but rather is being landfilled. We have requested a meeting with OWS to ascertain how they have arrived at their conclusion but a scheduled meeting with them was cancelled at their request and they have not been willing, as of this writing, to reschedule. It appears that OWS has

misrepresented or just not understood the green waste tonnage reports as made to CalRecycle, the California State Agency where solid waste reports are made. The tonnage statistics used by OWS seem to come from State records (CalRecycle) that they are misinterpreting.

The CCCSWA takes the contractual requirements with our collectors very seriously and if any improprieties exist, we will immediately take steps to insure that our contract services are being correctly implemented now and in future contracts. However, we feel that OWS's allegations are simply not true.

Paul Morsen

Executive Director
Central Contra Costa Solid Waste Authority
1850 Mt. Diablo Blvd., Suite 320
Walnut Creek, CA 94596
(925) 906-1801 phone
(925) 906-1805 fax



Annual Report Summary: Central Contra Costa Solid Waste Authority (CCCSWA) (2009)

This Annual Report Summary is an official record of your CalRecycle Electronic Annual Report submission, except for your Venue/Event section information, which is contained in a separate report. You may reach that section from the Electronic Annual Report's left navigation bar.

Before submitting your report to CalRecycle, please take the time to review everything on this page to confirm it is complete and correct. If you need to modify some information, close this window to return to the Electronic Annual Report to make your corrections. Then, preview the report again.

Summary Generated On: Tuesday, February 04, 2014 at 11:25 AM

Summary Jurisdiction: Central Contra Costa Solid Waste Authority (CCCSWA) Report Year 2009 Filed: Report Supervisor Reviewed Status:	Jurisdiction Contact Jurisdiction Bart Carr Contact: Address: 1850 Mt Diablo Blvd Ste 320 Walnut Creek, CA 94596 Phone (925) 906-1801 Number: Fax Number: Email bart@wastediversion.org Address: Update http://www.calrecycle.ca.gov/LGCentral/Contacts/ContactChg.htm Contact Info:
Submitted Information Date Monday, August 30, 2010 Report at 3:36 PM Submitted: Report PAUL MORSEN Submitted (paul@wastediversion.org) By:	

Disposal Rate Calculation

Definition of Terms

Reporting-Year Disposal Amount (tons) - defaults to the total tonnage disposed in the Reporting-Year by a jurisdiction as reported to the Disposal Reporting System (DRS). Disposal contains all jurisdiction waste that was disposed in CA landfills, transformation facilities, and exported out-of-state. Any changes will require you submit a [Reporting Year Disposal Modification Certification Sheet \(PDF\)](#). See [User's Guide](#) or contact LAMD representative if uncertain.

Disposal Reduction Credits - the EAR calculator will subtract these credits from your requested total in the Reporting-Year Disposal Amount field. Requesting credits will require you submit a [Reporting Year Disposal Modification Certification Sheet \(PDF\)](#). Descriptions of these credits can be found on that sheet. See [EAR User's Guide](#) or contact LAMD representative if uncertain.

Reporting-Year Transformation Waste (tons) - defaults to the total tonnage of waste sent in the Reporting-Year by a jurisdiction to a CalRecycle-permitted transformation facility as reported to the Disposal Reporting System (DRS). Transformation is factored into the Per Capita rate only, and is not deductible. To eliminate the Per Capita credit for transformation tonnage, change the *Reporting-Year Transformation Waste (tons)* number to 0.00.

Reporting-Year Population - January 1st estimate of the number of inhabitants occupying a jurisdiction in the Reporting-Year as prepared by the California Department of Finance (DOF)

Reporting-Year Employment - the estimate of the annual average number of employees by jurisdiction in the Reporting-Year as prepared by the California Employment Development Department (EDD)

Additional Definitions - for additional definitions and/or acronym descriptions, see the [LGCentral Glossary](#).

Reporting-Year Disposal Amount (tons):	118,361.06
Disposal Reduction Credits (Reported):	
Disaster Waste (tons):	0.00
Medical Waste (tons):	0.00
Regional Diversion Facility Residual Waste (tons):	0.00
C&D Waste (tons):	0.00
Class II Waste (tons):	1328.78
Out-of-State Export (Diverted) (tons):	0.00
Other Disposal Amount (tons):	0.00

Total Disposal Reduction Credit Amount (tons):	1329
Total Adjusted Reporting-Year Disposal Amount (tons):	117,032.00
Reporting-Year Transformation Waste (tons):	00.00
Reporting-Year Population:	166,863
Reporting-Year Employment:	77,925

Reporting-Year Calculation Results (Per Capita)

	Population		Employment	
	Target	Annual	Target	Annual
Disposal Rate without Transformation(pounds/person/day):		3.8		8.2
Transformation Rate (pounds/person/day):	0.9	0.0	2.0	0.0
The Calculated Disposal Rate (pounds/person/day):	4.7	3.8	9.8	8.2

Calculation Factors

If any boxes are checked, please complete, and sign the [Reporting Year Disposal Modification Certification Sheet](#) and mail, e-mail or FAX to CalRecycle within 7 business days of submitting your report. If you are only claiming report-year disposal deductions for waste transported to a certified Transformation facility, you do not need to fill out the certification request.

Although you will be able to submit your electronic Annual Report without completing this sheet, your Annual Report will not be deemed complete until this sheet is completed and received by CalRecycle. Contact your [LAMD representative](#) for details.

- ☐ Alternative disposal tonnage
- ☒ Deductions to DRS disposal tonnage

Questions and Responses

Rural Petition for Reduction in Requirements

Rural Petition For Reduction

- 1. Question:** Was your jurisdiction granted a Rural Petition for Reduction by CalRecycle?
For more information regarding Rural Petition For Reduction, go to [Rural Solid Waste Diversion Home Page](#).

Response

No.

Newly Incorporated Cities

New City

- 1. Question:** Since the date of your last Annual Report, are there any newly incorporated cities within your county/regional agency?

Response

No.

Disposal Rate Accuracy

Disposal Rate Accuracy

- 1. Question:** Are there extenuating circumstances pertaining to your jurisdiction's disposal rate that CalRecycle should consider, as authorized by the Public Resources Code Section 41821(c)? If you wish to attach additional information to your annual report, please send those items or electronic files to your LAMD representative; include a brief description of those files below. If so, please use the space below to tell CalRecycle.

Response

No.

Planning Documents Assessment

Source Reduction and Recycling Element (SRRE)

- 1. Question:** Does the SRRE need to be revised?

Response

No.

Household Hazardous Waste Element (HHWE)

- 2. Question:** Does the HHWE need to be revised?

Response

No.

Non-Disposal Facility Element (NDFE)

- 3. Question:** Describe below any changes in the use of nondisposal facilities, both existing and planned (e.g., is the jurisdiction using a different facility within or outside of the jurisdiction, has a facility closed, is a new one being planned).

Response

The CCCSWA is supporting Allied Waste Industries, its franchised service provider, as they modify the solid waste facility permit for the Contra Costa Transfer & Recovery Station (CCTRS) that will permit the reception and processing of source separated commercial food waste for digestion. In late 2008, the CCCSWA began a pilot program to collect source-separated commercial food waste that must be processed through a grinder prior to final delivery to the East Bay Municipal Utility District (EBMUD). Food waste grinding had been planned to take place at the CCTRS but current facility permits do not allow this use. The CCCSWA plans to begin expansion of the food waste program in late 2010 and anticipates that permit modification allowing food grinding at the CCTRS will be completed at this time. Additionally, food waste grinding activities conforms with the general scope of diversion operations as described in the current NDFE for the CCTRS.

Non-Disposal Facility Element (NDFE)

- 4. Question:** Are there currently any nondisposal facilities that require a solid waste facility permit located (or planned to be sited) in your jurisdiction that are not identified in your NDFE?

Response

No.

Summary Plan Assessment

Summary Plan

- 1. Question:** Does the Summary Plan need to be revised?

Response

No.

Siting Element Assessment

Total County or Agency Wide Disposal Capacity

- 1. Question:** Based on the best available estimates of current and future disposal, how many years of disposal capacity does your county or regional agency have?

Response

30

Total County or Agency Wide Disposal Capacity

- 2. Question:** If you do not currently have 15 years of disposal capacity, describe your strategy for obtaining 15 years of capacity.

Response

No response has been entered

Siting Element Adequacy

- 3. Question:** Does the Siting Element need to be revised? The Siting Element will need to be revised if you have less than 15 years disposal capacity and have not described a strategy for obtaining 15 years disposal capacity.

Response

No.

Areas of Concern / Conditional Approvals

Areas of concern

- 1. Question:** Did CalRecycle require your jurisdiction to address any areas of concern when determining the adequacy of your solid waste planning documents, or any of their elements?

Response

No.

Conditional approvals

- 2. Question:** Did CalRecycle give conditional approval to any of your solid waste planning documents, or any of their elements?

Response

No.

Additional Information

Additional Information

- 1. Question:** Is there anything else you would like to tell CalRecycle about unique or innovative efforts by your jurisdiction to reduce waste generation and increase diversion, about your jurisdiction's public education efforts, or about specific obstacles to reaching your jurisdiction's diversion goal? If you wish to attach additional information to your annual report, please send those items or electronic files to your LAMD representative and include a brief description of those files below.

Response

Yes. CIWMB LAMD staff members conducted a 'Good Faith Effort' review for the Cities of Danville, Walnut Creek, Orinda, and Moraga following the 2006 Annual Report. LAMD staff members found C&D waste management, commercial recycling programs, and ordinance adoption as deficient and contributing to each city's inability to meet AB 939 diversion requirement for 2006. In response, the CCCSWA working with its member cities, took the following actions: C&D Ordinance Revision - The C&D ordinance working group developed a new 'model' ordinance with revisions that remove inconsistencies, and include new threshold, deposit, and penalty requirements that will make all CCCSWA member city C&D ordinances more uniform, and easier to administer. The model C&D ordinance was approved by the CCCSWA Board at the June 2009 meeting. Currently, Danville, Walnut Creek, and Orinda have adopted or modified their C&D Ordinance to reflect changes made in the model. C&D Ordinance revisions are still in progress in Lafayette and Moraga. - Commercial Recycling - The CCCSWA Board started a process to analyze and develop a new approach to commercial recycling that will replace the current permit recycling program which is not providing the desired diversion that will allow CCCSWA member agencies to increase overall diversion levels. This is due to the lack of direct control over the type and standards of services offered by the 30+ permitted service providers. The

CCCSWA Board is interested in franchising commercial recycling and offering either exclusive and semi-exclusive service provider(s) that will offer specific services designated by the CCCSWA. The CCCSWA is planning on introducing these new franchised services by 2015 or possibly earlier. - EPP Ordinance - A 'Model' Environmental Preferable Purchasing (EPP) Policy was developed by the CCCSWA and the City of Walnut Creek. The EPP policy was approved by the CCCSWA Board and transmitted to member cities in May 2009 for adoption. Currently, CCCSWA member cities Danville, Walnut Creek, and Lafayette have adopted EPPs. EPP development and adoption is still in-progress in Orinda and Moraga. Commercial Food Discards: At the end of 2009, a total of 90 restaurants and grocery stores in Walnut Creek, Lafayette, Danville, Orinda and Moraga participated in a new pilot program testing source-separated collection of food waste. Collected food material is processed by grinding to meet size specifications and taken to the EBMUD Water Treatment Facility in Oakland, CA for digestion. In November, 2009, the Pilot expanded to include an additional 15 participants in Danville, Orinda, and Moraga. The commercial food waste program will begin final expansion to 324 restaurant and grocery participants in September, 2010. In 2009, 895 Tons of commercial food waste was collected for digestion at EBMUD. Residential Food Scraps: The Cities of Lafayette, Orinda, and Moraga added food waste to green waste collection in 2007. This collection effort is continuing with weekly participation rates in the mid 40 percent range, based on visual auditing. Commingled green and food waste is sent to the Newby Island compost facility for composting. The City of Walnut Creek will add food waste to green waste collection in Fall 2010 and this material will also be sent to Newby Island for composting. Collected quantities of residential food waste collected with yard waste is reported in the 'Residential Curbside Green Waste Collection' activity description.

SRRE and HHWE Diversion Programs

1000-SR-XGC (Xeriscaping/Grasscycling)

Current Status: SO - Selected and Ongoing	Program Start Year: 1990	Existed before 1990: Yes
	Report Year Diversion Tons: 1674.00	Selected in SRRE: Yes
		Owned or Operated: No

Selected Program Details: Grasscycling

Jurisdiction Notes

CCCSWA promotes grasscycling through instruction in compost workshops and distribution of informational handouts at special events. In 2009, 224 residents attended compost workshops where grasscycling and low-waste gardening practices were taught. Regional Agency member cities continue ongoing grasscycling as part of turf area maintenance in public parks and civic areas encompassing approximately 281 acres in 2009. Breakdown by member city includes - Walnut Creek: 90 acres resulting in 514 tons of grass waste diverted through grasscycling, Danville: 160 acres resulting in 976 tons, Moraga: 7 acres resulting in 43 tons, Orinda: 10 acres resulting in 61 tons, Lafayette: 14 acres resulting in 80 tons.

1010-SR-BCM (Backyard and On-Site Composting/Mulching)

Current Status: SO - Selected and Ongoing	Program Start Year: 1990	Existed before 1990: Yes
	Report Year Diversion Tons: 1053.00	Selected in SRRE: Yes
		Owned or Operated: No

Jurisdiction Notes

CCCSWA operates a regional program that offers free instructional workshops, free DVD videos (available on loan), reduced cost compost bins (Biostack and Earth Machine compost bins) and home composter certification with \$1.50 rate reduction. 224 residents attended free workshops in 2009. Reduced cost Biostack and Earth Machine compost bins are available and sold to residents and businesses in all CCCSWA member cities and Unincorporated areas. Fundin to subsidize the reduced purchase price comes from the CCCSWA Diversion Incentive Fund (DIF). A total of 352 compost bins were sold to residents during 2009. The \$1.50/month garbage rate reduction continued with a total of 1,245 residences receiving this rate reduction. Based on the # of certified composters in the CCCSWA service area, staff estimates the following diversion - Walnut Creek: 434 Tons, Orinda: 158 Tons, Lafayette: 210 Tons, Moraga 93 Tons, Danville: 159 Tons

1020-SR-BWR (Business Waste Reduction Program)

Current Status: SO - Selected and Ongoing

Program Start Year: 1990

Existed before 1990: Yes

Report Year Diversion Tons: 0.00

Selected in SRRE: Yes

Owned or Operated: No

Jurisdiction Notes

The CCCSWA conducted a total of 261 recycling audits at office buildings and helped to establish or improve recycling services for several large commercial locations: including the Lafayette Chamber of Commerce, CMG Mortgage in Walnut Creek, and Town and Country Shopping Center in Danville. Authority staff continued to network with businesses by attending various Chamber of Commerce mixers and events.

1030-SR-PMT (Procurement)

Current Status: SO - Selected and Ongoing

Program Start Year: 1992

Existed before 1990: Yes

Report Year Diversion Tons: 0.00

Selected in SRRE: Yes

Owned or Operated: No

Jurisdiction Notes

Walnut Creek city staff assisted the CCCSWA in creating a new Environmental Purchasing Policy (EPP) that would serve Walnut Creek's own need and become a model for other CCCSWA member cities. Work began on the EPP in October 2008, and the final CCCSWA Board-approved copy was transmitted to member cities in June 2009. The following cities have adopted an EPP policy: Danville: Adopted in April 2010. Lafayette: Adopted in March 2008. Walnut Creek: Will adopt in August 2010 as part of a general administrative policy review and modification process. Orinda and Moraga continue to work on their respective EPPs. No projected adoption date exists for either city at this time.

1040-SR-SCH (School Source Reduction Programs)

Current Status: AO - Alternative and Ongoing

Program Start Year: 2000

Existed before 1990: No

Report Year Diversion Tons: 0.00

Selected in SRRE: No

Owned or Operated: No

Jurisdiction Notes

Lafayette, Danville, Lafayette, Orinda, Walnut Creek: The "Waste Buster" Certification Program is used to set up and support classroom waste reduction and recycling activities and educational presentations for local schools. Garden composting and grasscycling are two methods used at most schools. Educators also reuse paper (backsides) and make duplex copies to reduce paper waste. A total of 25 elementary, middle, and high schools are Wastebuster certified in the CCCSWA member communities. Five "Composting in the Classroom" presentations were presented in elementary schools in each member city. Walnut Creek, Lafayette, and Moraga: Los Perales Elementary in Moraga, Buena Vista and Murwood Elementary Schools in Walnut Creek, and Burton Valley and Springhill Schools in Lafayette all collect lunch room food scraps for composting in their school gardens.

1050-SR-GOV (Government Source Reduction Programs)

Current Status: SO - Selected and Ongoing

Program Start Year: 1992

Existed before 1990: Yes

Report Year Diversion Tons: 0.00

Selected in SRRE: Yes

Owned or Operated: No

Jurisdiction Notes

Danville, Orinda Lafayette, Moraga, and Walnut Creek collect tree and landscape prunings for grinding, and use as mulch. City public works staff also "grasscycle" large turf areas and reuse scrap concrete and surplus dirt for soil stabilization. City staff practice paper reduction through duplex copying, use of emails, reusable ceramic cups, plates, and utensils in breakrooms. Walnut Creek established a "Reuse Room" in 2009 where excess office

equipment and supplies are taken for display and redistribution with city offices. Lafayette city offices were awarded "Green Business" designation, in part, due to their office source reduction activities.

1060-SR-MTE (Material Exchange, Thrift Shops)

Current Status: SO - Selected and Ongoing

Program Start Year: 1990
Report Year Diversion Tons:
295.00

Existed before 1990: Yes
Selected in SRRE: Yes
Owned or Operated: No

Jurisdiction Notes

The CCCSWA has partnered with the Hospice Foundation of the East Bay to collect reusable items (clothing, small furniture, household items, etc) on-call, curbside. Collected items are sold through a network of thrift stores. Quantities collected by this program include: Danville: 73 Tons, Walnut Creek: 154 Tons, Lafayette: 31 Tons Orinda: 20 Tons Moraga: 17 Tons

2000-RC-CRB (Residential Curbside)

Current Status: SO - Selected and Ongoing

Program Start Year: 1989
Report Year Diversion Tons:
60983.00

Existed before 1990: Yes
Selected in SRRE: Yes
Owned or Operated: No

Selected Program Details: Multi-family residences | Single-family residences | Commingled (Single-stream) | Glass | Metal | Miscellaneous paper (includes phone books, catalogs, magazines and other paper) | Newspaper | Office paper (white & colored ledger, computer paper, other office paper) | Plastic 1-2 | Plastic 3-7 | Uncoated corrugated cardboard and paper bags

Jurisdiction Notes

Households in the CCCSWA service area are served by single stream weekly curbside collection. Diversion tons reported reflect amount of collected comingled recyclables in 2009 (not including collected green waste). Walnut Creek: 6,897 Tons Danville: 6,566 Tons Lafayette: 3,496 Tons Moraga: 2,176 Tons Orinda: 2,934

2010-RC-DRP (Residential Drop-Off)

Current Status: SO - Selected and Ongoing

Program Start Year: 1989
Report Year Diversion Tons:
873.00

Existed before 1990: Yes
Selected in SRRE: Yes
Owned or Operated: No

Jurisdiction Notes

CCCSWA and central county residents are served by the Walnut Creek Recycling Center (WCRC), a recycling center/drop off located in downtown Walnut Creek. The WCRC accepts mixed paper, cardboard, plastics (#1-5, #7), scrap wood, scrap metal, green waste, and CRV containers. Scrap metal: 73 Tons Yard Waste: 655 Tons Wood Waste: 41 Tons Cardboard: 86 Tons Mixed Recyclables: 18 Tons

2020-RC-BYB (Residential Buy-Back)

Current Status: SO - Selected and Ongoing

Program Start Year: 1989
Report Year Diversion Tons:
118.00

Existed before 1990: Yes
Selected in SRRE: Yes
Owned or Operated: No

Jurisdiction Notes

In 2009, the CCCSWA service area began the year with six buyback centers, one each in Lafayette, Moraga, and Danville, and three in Walnut Creek. State budget conditions required redirection of DOC funding formerly used to support buy-back centers and forced closure of all buy-backs with the exception of the Walnut Creek Recycling Center Buyback, which is supported by the CCCSWA recycling franchise. The CCCSWA, through its newsletter and

website, has promoted the continuing operation of the WCRC Buy-back for use by residents from all CCCSWA member communities. WCRC Buyback tonnages reported in 2009 include: Walnut Creek: 91 Tons Danville: 5 Tons Lafayette: 16 Tons Moraga: 2 Tons Orinda: 4 Tons

2030-RC-OSP (Commercial On-Site Pickup)

Current Status: SO - Selected and Ongoing	Program Start Year: 1993	Existed before 1990: Yes
	Report Year Diversion Tons: 22818.00	Selected in SRRE: Yes
		Owned or Operated: No

Selected Program Details: Commingled (Single-stream) | Source separated | Film Plastic | Glass | Metal | Miscellaneous paper (includes phone books, catalogs, magazines and other paper) | Newspaper | Office paper (white & colored ledger, computer paper, other office paper) | Plastic 1-2 | Plastic 3-7 | Uncoated corrugated cardboard and paper bags

Jurisdiction Notes

The CCCSWA has two programs providing on-site collection for local Central County businesses. The CCCSWA Small Business Program serves small businesses with one cubic yard or less of refuse per week with free collection service. Larger generators are served by the CCCSWA Permit Recycling Program. Diversion tons reported reflect amount of materials recovered from CCCSWA communities through the small business program and permitted collector system: Walnut Creek: 9,499 Tons Danville: 4,760 Tons Lafayette: 5,229 Tons Moraga: 1,431 Tons Orinda: 1,899 Tons The CCCSWA Board started a process to analyse and develop a new approach to commercial recycling that will replace the current permit recycling program which is not providing the desired diversion that will allow CCCSWA member agencies to increase overall diversion levels. This is due to the lack of direct control of the type and standards of services offered by the 30+ permitted services. The CCCSWA Board is interested in franchising commercial recycling and offering either exclusive and semi-exclusive service provider(s) that will offer specific services designated by the CCCSWA. The CCCSWA is planning on introducing these new franchised services by 2015 or possibly earlier.

2040-RC-SFH (Commercial Self-Haul)

Current Status: AO - Alternative and Ongoing	Program Start Year: 1998	Existed before 1990: No
	Report Year Diversion Tons: 8294.00	Selected in SRRE: No
		Owned or Operated: No

Jurisdiction Notes

Yellow Page ads are placed in local phone directories to promote recycling options for C&D materials and encourage contractors to contact the CCCSWA for recycling options for construction and demolition debris. The cities continue to distribute the updated "Builder's Guide to Reuse and Recycling" at each city's construction permit desk, and have installed a new "Recycling Wizard" on the CCCSWA updated website that allows contractors or property owners to identify local and regional recycling facilities for C&D and self haul waste recovery. Material recovered from self hauled waste at the Contra Costa Transfer & Recovery Station (CCTRS) in 2009 includes: Walnut Creek: 3,862 Tons Danville: 1,659 Tons Lafayette: 1,046 Tons Moraga: 817 Tons Orinda: 910 Tons

2050-RC-SCH (School Recycling Programs)

Current Status: SO - Selected and Ongoing	Program Start Year: 1990	Existed before 1990: Yes
	Report Year Diversion Tons: 522.00	Selected in SRRE: Yes
		Owned or Operated: No

Jurisdiction Notes

- Recycling tonnages reported as collected from schools in Danville: 40 Tons • Recycling tonnages reported as collected from schools in Lafayette: 92 Tons • Recycling tonnages reported as collected from schools in Moraga: 87 Tons • Recycling tonnages reported as collected from schools in Orinda: 111 Tons • Recycling tonnages reported as collected from schools in Walnut Creek: 192 Tons

2060-RC-GOV (Government Recycling Programs)

Current Status: SO - Selected and Ongoing	Program Start Year: 1989	Existed before 1990: Yes
	Report Year Diversion Tons: 0.00	Selected in SRRE: Yes
		Owned or Operated: No

Jurisdiction Notes

Town of Danville: Recycles white paper, mixed paper, newspaper, cardboard, aluminum, tin, scrap metal, landscaping waste, motor oil, computers and batteries at the administrative offices, the corporation yard, recreation centers, senior facilities, and parks. The Town of Danville Public Works Department undertook a number of large capital improvement, parks, and roadway improvement projects that produced construction waste. City of Lafayette: Recycles white paper, mixed paper, newspaper, cardboard, aluminum, tin, scrap metal, landscaping waste, motor oil, computers and batteries at the administrative offices, the corporation yard, recreation centers, senior facilities, and parks. Town of Moraga: Recycles paper, cardboard, containers, scrap metal, landscaping waste, motor oil, computers and batteries at the administrative offices, their corporation yard, and recreation center. City of Walnut Creek: Recycles white paper, mixed paper, newspaper, cardboard, aluminum, tin, scrap metal, landscaping waste, motor oil, computers and batteries at the administrative offices, the corporation yard, recreation centers, senior facilities, and parks. City of Orinda: Recycles paper, cardboard, containers, scrap metal, landscaping waste, motor oil, computers and batteries at the administrative offices, and recreation center.

2070-RC-SNL (Special Collection Seasonal (regular))

Current Status: SO - Selected and Ongoing	Program Start Year: 1990	Existed before 1990: Yes
	Report Year Diversion Tons: 689.00	Selected in SRRE: Yes
		Owned or Operated: No

Jurisdiction Notes

CCCSWA continued the residential curbside reuse collection program for household reusable items from single family residences twice per year. In 2009, the materials accepted included: clothing, household goods, bicycles, electronics, small furnishing items, and sporting goods. The materials picked up by the contracted reuse collectors (East Bay Depot for Creative Reuse, St. Vincent de Paul, and Pacific Rim Recycling) are resold or reused by charitable organizations. Quantities of special waste collected in 2009 included: Walnut Creek: 214 Tons Danville: 189 Tons Lafayette: 136 Tons Moraga: 62 Tons Orinda: 88 Tons

3000-CM-RCG (Residential Curbside Greenwaste Collection)

Current Status: SO - Selected and Ongoing	Program Start Year: 1990	Existed before 1990: Yes
	Report Year Diversion Tons: 36297.00	Selected in SRRE: Yes
		Owned or Operated: No

Selected Program Details: Single-Family

Jurisdiction Notes

Curbside green waste collection uses 64 gallon carts collected weekly and sent to various facilities including CCL Organics in Benicia, Grover Composting Facility near Modesto and ADC use at Keller Landfill. 64 gallon carts or 1yard boxes are provided to large multi family buildings with same end use. The Cities of Lafayette, Orinda, and Moraga added food waste to green waste collection in 2007. Commingled green and food waste is sent to the Newby Island compost facility for composting. The City of Walnut Creek will add food waste to green waste collection in Fall 2010 and this material will also be sent to Newby Island for composting. Remaining agency members, including Danville and unincorporated areas, will be phased in between 2011 and 2015, as determined by the CCCSWA Board. Collected volumes of green waste and comingled green/food waste (Lafayette, Orinda, Moraga) in 2009 are: Walnut Creek: 11,343 Tons Danville: 10,800 Tons Lafayette: 5750 Tons Moraga: 3579 Tons Orinda: 4825 Tons

3010-CM-RSG (Residential Self-haul Greenwaste)

Current Status: SO - Selected and Ongoing

Program Start Year: 1996
Report Year Diversion Tons:
1803.00Existed before 1990: No
Selected in SRRE: Yes
Owned or Operated: No**Jurisdiction Notes**

Self hauled greenwaste continued to be accepted from Central County residents and their contractors at the Walnut Creek Recycling Center (WCRC). Quantities of green waste accepted at the WCRC in 2009 included: Walnut Creek: 1278 Tons Danville: 117 Tons Lafayette: 253 Tons Moraga: 57 Tons Orinda: 98 Tons

3020-CM-COG (Commercial On-Site Greenwaste Pick-up)

Current Status: SO - Selected and Ongoing

Program Start Year: 1993
Report Year Diversion Tons:
2437.00Existed before 1990: No
Selected in SRRE: Yes
Owned or Operated: No**Jurisdiction Notes**

Businesses and government offices continue to receive green waste collection service upon request under the CCCSWA franchises or permitted commercial recycler program. Green waste collected through the CCCSWA's Commercial Permitted Recycling Program included: Walnut Creek: 740 Tons, Danville: 508 Tons, Lafayette: 996 Tons, Moraga: N/A, Orinda: 193 Tons

3030-CM-CSG (Commercial Self-Haul Greenwaste)

Current Status: SO - Selected and Ongoing

Program Start Year: 1990
Report Year Diversion Tons:
893.00Existed before 1990: Yes
Selected in SRRE: Yes
Owned or Operated: No**Jurisdiction Notes**

CCCSWA continued to support acceptance of green waste (primarily delivered by landscapers) at the Walnut Creek Recycling Center and continued to promote alternatives to landfilling C&D and yard debris on the CCCSWA's updated website . Quantities of green waste accepted from commercial generators at the WCRC in 2009 included: Walnut Creek: 656 Tons Danville: 40 Tons Lafayette: 107 Tons Moraga: 19 Tons Orinda: 71 Tons

3040-CM-FWC (Food Waste Composting)

Current Status: AO - Alternative and Ongoing	Program Start Year: 1999	Existed before 1990: No
	Report Year Diversion Tons: 895.00	Selected in SRRE: Yes
		Owned or Operated: No

Jurisdiction Notes

Commercial Food Waste: At the end of 2009, a total of 90 restaurants and grocery stores in Walnut Creek and Lafayette participated in a new pilot program testing collection of food waste. Collected food material is taken to the EBMUD Water Treatment Facility in Oakland, CA for digestion. In November, 2009, the Pilot expanded to include an additional 15 participants in Danville, Orinda, and Moraga. The commercial food waste program will begin final expansion to 324 restaurant and grocery participants in September, 2010. In 2009, 895 Tons of commercial food waste was collected for digestion at EBMUD. Residential Food Scraps: The CCCSWA conducted a pilot residential food scrap collection program in 2006, starting in April of that year. However, due to public concern related to odors and vectors, the pilot was discontinued in October, 2006. Using experience gained from the Danville pilot to better educate the public about odor and vector control, the Cities of Lafayette, Orinda, and Moraga added food waste to green waste collection in 2007. This collection effort in these communities is continuing with weekly participation rates in the mid 40 percent range, based on visual auditing. Commingled green and food waste is sent to the Newby Island compost facility for composting. The City of Walnut Creek will add food waste to green waste collection in Fall 2010 and this material will also be sent to Newby Island for composting. Collected quantities of residential food waste collected with yard waste is reported in the "Residential Curbside Green Waste Collection" activity description.

3050-CM-SCH (School Composting Programs)

Current Status: AO - Alternative and Ongoing	Program Start Year: 2001	Existed before 1990: No
	Report Year Diversion Tons: 0.00	Selected in SRRE: No
		Owned or Operated: No

Jurisdiction Notes

The CCCSWA sponsors the "Compost in the Classroom" Program that provides classroom instruction on composting to K-6 schools in the CCCSWA service area. Each CCCSWA member city and unincorporated areas received five classroom presentations during the 2008-09 and 2009-10 school years. Danville - As part of school outreach efforts, Danville schools are encouraged to compost their garden and landscape waste onsite. Lafayette: Burton Valley, Springhill, Happy Valley, and Lafayette Schools have incorporated composting in their school garden programs. Moraga: Joaquin Moraga Intermediate, Rheem, and Los Perales Schools have incorporated composting in their school garden programs. Orinda: Wagner Ranch and Del Rey Elementary Schools have on-site composting programs. Walnut Creek: Currently Murwood, Buena Vista, and Walnut schools have onsite composting. Buena Vista School was the first school to participate in the CCCSWA commercial food waste pilot and will serve other schools when expanded, starting in September 2010.

3060-CM-GOV (Government Composting Programs)

Current Status: SO - Selected and Ongoing	Program Start Year: 1997	Existed before 1990: No
	Report Year Diversion Tons: 0.00	Selected in SRRE: Yes
		Owned or Operated: No

Jurisdiction Notes

City government in the CCCSWA service area do not compost greenwaste generated within public areas. However, all use regional compost facilities through either self -haul or through collection by the CCCSWA franchised collection services. All cities maintain a "mulch pile" of shredded green/wood waste materials to use as mulch for soil stabilization and mud abatement.

4020-SP-TRS (Tires)

Current Status: SO - Selected and Ongoing	Program Start Year: 1990	Existed before 1990: Yes
	Report Year Diversion Tons: 40.00	Selected in SRRE: Yes
		Owned or Operated: No

Jurisdiction Notes

Tires were collected for recycling at the Contra Costa Transfer and Recovery Station (CCTRS) in Martinez. Quantities collected in 2009 include - Walnut Creek: 19 Tons, Danville: 8 Tons, Lafayette: 5 Tons, Moraga: 4 Tons, Orinda: 4 Tons

4030-SP-WHG (White Goods)

Current Status: SO - Selected and Ongoing	Program Start Year: 1990	Existed before 1990: Yes
	Report Year Diversion Tons: 0.00	Selected in SRRE: Yes
		Owned or Operated: No

Jurisdiction Notes

Residents can dispose of white goods at the Contra Costa Transfer & Recovery Facility (CCTRS) near Martinez and Pittsburg Transfer Station. The CCCSWA website was updated in 2009 and includes a new "Recycling Wizard" which allows residents to located facilities for disposal of white goods .

4040-SP-SCM (Scrap Metal)

Current Status: SO - Selected and Ongoing	Program Start Year: 1990	Existed before 1990: Yes
	Report Year Diversion Tons: 201.00	Selected in SRRE: Yes
		Owned or Operated: No

Jurisdiction Notes

Scrap metal is recovered from C&D disposal loads and also accepted for recycling at the Contra Costa Transfer & Recovery Station (CCTRS) near Martinez and Pittsburg Transfer Station. Salvageable metal is also recovered during CCCSWA's bulky waste collection service which is provided at no cost to each residence twice annually. Additionally, salvage and reuse yards are promoted on the CCCSWA website's new Recycling Wizard tool. Scrap metal collected through the CCCSWA's Commercial Permitted Recycling Program included: Walnut Creek: 112 Tons Danville: 21 Tons Lafayette: 42 Tons Moraga: 9 Tons Orinda: 17 Tons

4050-SP-WDW (Wood Waste)

Current Status: SO - Selected and Ongoing	Program Start Year: 1990	Existed before 1990: Yes
	Report Year Diversion Tons: 120.00	Selected in SRRE: Yes
		Owned or Operated: No

Jurisdiction Notes

Wood waste is recovered from delivered C&D loads and also accepted for recycling at the Contra Costa Transfer & Recovery Station (CCTRS) located near Martinez. Wood waste can also be recycled at the Pittsburg Transfer Station the Walnut Creek Recycling Center (WCRC). Most Central County wood waste is used as biomass at Tracy "Peaker" Facility, or is used as ADC at Keller Canyon Landfill. Starting in late 2009, ~40% of the recovered wood waste will be sent to biomass facilities in Fresno, Lincoln and Anderson, CA. The balance will sent for mulch production at a Waste Management facility in Fremont, CA. Additionally, wood waste from Central County commercial customers are collected by CCCSWA permitted recyclers. Decorative wood and dimensional lumber are collected for reuse on Central County clean-up days. Building materials salvage and reuse yards promoted on CCCSWA website. Wood waste recovery at the WCRC includes: Walnut Creek: 73 Tons Danville: 3 Tons Lafayette: 24 Tons Moraga: 8 Tons Orinda: 12 Tons

4060-SP-CAR (Concrete/Asphalt/Rubble)

Current Status: SO - Selected and Ongoing	Program Start Year: 1990	Existed before 1990: Yes
	Report Year Diversion Tons: 2308.00	Selected in SRRE: Yes
		Owned or Operated: No

Selected Program Details: Asphalt Paving | Brick | Concrete/cement | Gypsum Board/drywall | Mixed C + D | Rock, soils and fines

Jurisdiction Notes

The CCCSWA encourages recycling of inerts and C&D waste materials from construction and capital improvement projects and promotes C&D and inerts recycling in Builder's Guide and Reuse and Recycling Guide, the CCCSWA website's Recycling Wizard, and also telephone book advertising. Recovery of recyclable C&D waste and inerts in 2009 included: Danville: 483 Tons, Lafayette: 334 Tons, Moraga: 88 tons, Orinda: 140 tons, Walnut Creek: 1263 Tons. The CCCSWA anticipates that the new or revised member city C&D ordinances (see Activity 6020-ORD) which requires use of CCCSWA approved recovery facilities will increase recovery of C&D and inert waste. Additionally, the CCCSWA and member cities will initiate use of a new on-line C&D tracking system that allows permit holders/contractors to more easily update their project Waste Management Plans (WMPs), including material disposal information, and also allows City and CCCSWA staff to access this information in real-time to monitor disposal and diversion patterns.

4090-SP-RND (Rendering)

Current Status: AO - Alternative and Ongoing	Program Start Year: 1998	Existed before 1990: No
	Report Year Diversion Tons: 0.00	Selected in SRRE: No
		Owned or Operated: No

Jurisdiction Notes

Central County restaurants continued to use local tallow companies for collection and diversion of fats, oils, and other byproducts of food preparation. CCCSWA has initiated a commercial food waste pilot program that collects oil and fats along with food waste from restaurants in Walnut Creek, Lafayette, Orinda, and Danville. The commercial food waste program will expand, beginning in September 2010.

5000-ED-ELC (Electronic (radio ,TV, web, hotlines))

Current Status: SO - Selected and Ongoing	Program Start Year: 1990	Existed before 1990: Yes
	Report Year Diversion Tons: 0.00	Selected in SRRE: Yes
		Owned or Operated: No

Jurisdiction Notes

The CCCSWA has revised and updated its website (www.wastediversion.org) to expand content, and website organization making information more convenient and accessible. The revision included addition of a new "Recycling Wizard" that allows residents and businesses to find local and regional recycling opportunities for a variety of materials. The wizard data base is maintained and updated by CCCSWA and Contra Costa County staff. CCCSWA member city websites link to the CCCSWA website to allow convenient and fast access to waste reduction, recycling, composting, and other related information. The CCCSWA's home composting video "Home Composting - It's Second Nature" is posted on YOUTUBE and linked to the CCCSWA website. Since posting on YouTube, the video has been viewed over 41,000 times.

5010-ED-PRN (Print (brochures, flyers, guides, news articles))

Current Status: SO - Selected and Ongoing	Program Start Year: 1990	Existed before 1990: Yes
	Report Year Diversion Tons: 0.00	Selected in SRRE: Yes
		Owned or Operated: No

Jurisdiction Notes

Monthly columns and announcements are published in Rossmoor News, Walnut Creek Journal, and Lamorinda Sun regarding waste reduction and recycling. The CCCSWA's newsletter "Diversion" is distributed to all single family homes as a bill insert. The CCCSWA also distributes informational flyers and guides including: the CCCSWA Customer Guide to Garbage, Recycling, and Yard Waste Services, Home Composting, Worm Composting, Grasscycling and Mulching Guides, Office Recycling Guide, "4Rs" Newsletter for Schools, Residential Food Scraps Recycling Guide, Pharmaceuticals and U/E-Waste Recycling Flyers.

5020-ED-OUT (Outreach (tech assistance, presentations, awards, fairs, field trips))

Current Status: SO - Selected and Ongoing

Program Start Year: 1990

Existed before 1990: Yes

Report Year Diversion Tons: 0.00

Selected in SRRE: Yes

Owned or Operated: No

Jurisdiction Notes

In 2009, CCCSWA staff participated in and supported 13 community events within its service area, including: - Danville: Bishop Ranch Earth day Festival, Danville Fourth of July Parade, and Danville Farmers Market. - Lafayette : Lafayette Earth Day Festival, Art & Wine Festival, Lafayette Farmers Market - Moraga: Moraga Pear Festival - Orinda: Wagner Ranch Nature Area Earth Day Fair, 4th of July Parade - Walnut Creek: Kaiser Hospital Earth Day Fair, Walnut Creek Farmers Market, Walnut Festival, and Walnut Creek Art & Wine Festival.

5030-ED-SCH (Schools (education and curriculum))

Current Status: SO - Selected and Ongoing

Program Start Year: 1990

Existed before 1990: Yes

Report Year Diversion Tons: 0.00

Selected in SRRE: Yes

Owned or Operated: No

Jurisdiction Notes

Danville: The following programs were offered to Danville schools: • Wastebuster certifications and re-certification. Three of the Danville schools are certified as Wastebusters. • Assemblies – Earthcapades • Workshops – Junkology, Composting, Vermi-composting, School Waste Audits • Technical Assistance – design of collection systems, setting up lunch waste diversion programs, food waste collection, green waste collection, purchase of containers, working with Facilities and Maintenance staff • Education - Quarterly Schools Newsletter, Materials Recovery Facility field trips, classroom presentations, special event assistance, presentations to PTA and parents groups, maintenance of school resources and information on wastediversion.org, working with Earth Team on special projects. As new programs became available for recycling at schools, ongoing discussions, meetings and correspondence with custodians, principals, teachers and district facilities were conducted to present recommendations for implementing service and improving diversion. Lafayette: • Wastebuster certifications and re-certification. Every Lafayette school is certified as a Wastebuster. • Assemblies – Earthcapades • Workshops – Junkology, Composting, Vermi-composting, School Waste Audits • Technical Assistance – design of collection systems, setting up lunch waste diversion programs, food waste collection, green waste collection, purchase of containers, working with Facilities and Maintenance staff • Education - Quarterly Schools Newsletter, Materials Recovery Facility field trips, classroom presentations, special event assistance, presentations to PTA and parents groups, maintenance of school resources and information on wastediversion.org, working with Earth Team on special projects. As new programs became available for recycling at schools, ongoing discussions, meetings and correspondence with custodians, principals, teachers and district facilities were conducted to present recommendations for implementing service and improving diversion. Moraga: • Wastebuster certifications and re-certification. Every Moraga school is certified as a Wastebuster. • Assemblies – Earthcapades • Workshops – Junkology, Composting, Vermi-composting, School Waste Audits • Technical Assistance – design of collection systems, setting up lunch waste diversion programs, food waste collection, green waste collection, purchase of containers, working with Facilities and Maintenance staff • Education - Quarterly Schools Newsletter, Materials Recovery Facility field trips, classroom presentations, special event assistance, presentations to PTA and parents groups, maintenance of school resources and information on wastediversion.org, working with Earth Team on special projects. As new programs became available for recycling at schools, ongoing discussions, meetings and correspondence with custodians, principals, teachers and district facilities were conducted to present recommendations for implementing service and improving diversion. Orinda: • Wastebuster certifications and re-certification. Orinda Intermediate School is certified as a Wastebuster. • Assemblies – Earthcapades • Workshops – Junkology, Composting, Vermi-composting, School Waste Audits • Technical Assistance – design of collection systems, setting up lunch waste diversion programs, food waste collection, green waste collection, purchase of containers, working with Facilities and Maintenance staff • Education - Quarterly Schools Newsletter, Materials Recovery Facility field trips, classroom presentations, special event assistance, presentations to PTA and parents groups, maintenance of school resources and information on wastediversion.org, working with Earth Team on special projects. As new programs became available for recycling at schools, ongoing discussions, meetings and correspondence with custodians, principals, teachers and district facilities were conducted to present recommendations for implementing service and improving diversion. Walnut Creek: • Wastebuster certifications and re-certification. All of the Walnut Creek schools are certified as a Wastebuster. • Assemblies – Earthcapades • Workshops – Junkology, Composting, Vermi-composting, School Waste Audits • Technical Assistance – design of collection systems, setting up lunch waste diversion programs, food waste collection, green waste collection, purchase of containers, working with Facilities and Maintenance staff • Education - Quarterly Schools Newsletter, Materials Recovery Facility field trips, classroom presentations, special event assistance, presentations to PTA and parents groups, maintenance of school resources and information on wastediversion.org, working with Earth Team on special projects. As new programs became

available for recycling at schools, ongoing discussions, meetings and correspondence with custodians, principals, teachers and district facilities were conducted to present recommendations for implementing service and improving diversion.

6010-PI-EIN (Economic Incentives)

Current Status: SO - Selected and Ongoing	Program Start Year: 1990	Existed before 1990: Yes
	Report Year Diversion Tons: 0.00	Selected in SRRE: Yes
		Owned or Operated: No

Selected Program Details: Discounts | Rebate | Variable can rate/Quantity based user fee

Jurisdiction Notes

As an incentive, the CCCSWA continued use of a progressive residential rate structure to encourage adoption of lesser refuse service levels as a way to save money. The CCCSWA also offers a discounted garbage rate for certified home composter and subsidized home composting bins as incentives to compost. The CCCSWA also instituted the "Small Business Recycling Program" for all small commercial who generate one cubic yards per week or less which is a free service. By using the free service as an incentive, small business can lower their garbage service and reduce costs.

6020-PI-ORD (Ordinances)

Current Status: AO - Alternative and Ongoing	Program Start Year: 1993	Existed before 1990: No
	Report Year Diversion Tons: 0.00	Selected in SRRE: No
		Owned or Operated: No

Selected Program Details: C & D ordinance | Recycled content procurement

Jurisdiction Notes

EPP Ordinance: A "model" Environmental Preferable Purchasing (EPP) policy was developed by the CCCSWA and City of Walnut Creek. The EPP policy was approved by the CCCSWA Board and transmitted to member cities in May 2009 for adoption. Currently, Danville, Walnut Creek, and Lafayette have adopted EPPs. EPP development is still in progress in Orinda and Moraga. C&D Ordinance Revisions - CCCSWA and Walnut Creek city staff members initiated review of existing C&D Ordinances in October, 2008. Review revealed inconsistencies between cities on thresholds that trigger ordinance compliance, deposit requirements, and how penalties are levied. Furthermore, staff review revealed weaknesses in how contractors are required to report diverted weight on their project Waste Management Plans. Based on these findings, the C&D ordinance working group developed a new "model" ordinance with revisions that remove the inconsistencies, and include new threshold, deposit, and penalty requirements that will make all CCCSWA member city C&D ordinances more uniform, and easier to administer. The model C&D ordinance was approved the CCCSWA Board at the June 2009 meeting. Currently, Danville, Walnut Creek, and Orinda have adopted or modified their C&D Ordinance to reflect changes made in the model. C&D Ordinance revisions are still in progress in Lafayette and Moraga. CCCSWA member cities have joined a regional program to certify and approve C&D processing facilities for their ability to recover recyclable C&D waste and require contractors to use these facilities. Currently, fourteen (14) facilities have been approved and are featured on the list, which can be accessed at the CCCSWA newly revised website (www.wastediversion.org). The requirement to use a certified facility for C&D disposal has been incorporated into the model ordinance and revised city ordinances. Copies of the list are distributed at the building permit departments of each CCCSWA member city. The approved facility list will also be incorporated into a new, on-line C&D waste tracking program that will be installed and used by CCCSWA member cities in late 2010.

7000-FR-MRF (MRF)

Current Status: SO - Selected and Ongoing	Program Start Year: 1993	Existed before 1990: No
	Report Year Diversion Tons: 0.00	Selected in SRRE: Yes
		Owned or Operated: No

Jurisdiction Notes

Materials continued to be taken to Pacific Rim Material Recovery Facility in Benicia and the Davis Street Transfer Station Material Recovery Facility for processing and material recovery. Material from the I680 corridor

communities, including Walnut Creek, Danville, and Unincorporated Areas go the Pacific Rim. Material from the I24 corridor communities, including Orinda, Lafayette, Moraga and Unincorporated Areas go to Davis Street.

7010-FR-LAN (Landfill)

Current Status: AO - Alternative and Ongoing	Program Start Year: 2000	Existed before 1990: No
	Report Year Diversion Tons: 0.00	Selected in SRRE: No
		Owned or Operated: No

Jurisdiction Notes

CCCSWA member cities and unincorporated central county areas continues to use Keller Canyon Landfill. All diversion programs associated with the landfill occur at the Contra Costa Transfer & Recovery Facility where material recovery and load checking takes place.

7020-FR-TST (Transfer Station)

Current Status: SO - Selected and Ongoing	Program Start Year: 1995	Existed before 1990: No
	Report Year Diversion Tons: 0.00	Selected in SRRE: Yes
		Owned or Operated: No

Jurisdiction Notes

CCCSWA member cities and unincorporated central county communities take their materials to the Contra Costa Transfer & Recovery Station (CCTRS) located near Martinez. The CCTRS accepts wallboard, clean wood, asphalt, concrete, soil, metals, and cardboard, all of which were diverted when possible.

7030-FR-CMF (Composting Facility)

Current Status: SO - Selected and Ongoing	Program Start Year: 1993	Existed before 1990: No
	Report Year Diversion Tons: 38993.00	Selected in SRRE: Yes
		Owned or Operated: No

Jurisdiction Notes

CCCSWA franchise agreements requires that fifty percent or more of green waste collected in the Central County service area must be composted. In 2009, green waste was sent to CCL Organics, Newby Island and Grover Compost Facilities. Danville: 10957, Lafayette: 6110, Moraga: 3655, Orinda: 4994, Walnut Creek: 13277.

7040-FR-ADC (Alternative Daily Cover)

Current Status: AO - Alternative and Ongoing	Program Start Year: 1998	Existed before 1990: No
	Report Year Diversion Tons: 7481.00	Selected in SRRE: No
		Owned or Operated: No

Jurisdiction Notes

Greenwaste, wood waste, and inert C&D materials collected in Central County is taken to Keller Canyon and ACME Landfills for use as ADC or other onsite Beneficial Reuse. In 2009, this included: Danville: 2,788 Tons, Lafayette: 384 Tons, Moraga: 213 Tons, Orinda: 236 Tons, and Walnut Creek: 3860 Tons.

8010-TR-BIO (Biomass)

Current Status: AO - Alternative and Ongoing	Program Start Year: 1998	Existed before 1990: No
	Report Year Diversion Tons: 0.00	Selected in SRRE: No
		Owned or Operated: No

Jurisdiction Notes

C&D materials collected by Waste Management under the CCCSWA franchise are separated at Davis Street Transfer Station and processed at their C&D processing facility. Wood waste resulting from this processing is delivered to the Tracy "Peaker" Facility. Starting in late 2009, approximately 40% of the recovered wood waste will be sent to facilities in Fresno, Lincoln and Anderson, CA. The balance will be sent for mulch production at the Waste Management facility in Fremont, CA.

8020-TR-TRS (Tires)

Current Status: AO - Alternative and Ongoing	Program Start Year: 1995	Existed before 1990: No
	Report Year Diversion Tons: 0.00	Selected in SRRE: No
		Owned or Operated: No

Jurisdiction Notes

Local tire shops continue to accept used tires. Lakin Tire is the primary hauler permitted to collect and process tires in the CCCSWA service area.

9000-HH-PMF (Permanent Facility)

Current Status: SO - Selected and Ongoing	Program Start Year: 1990	Existed before 1990: Yes
	Report Year Diversion Tons: 411.00	Selected in SRRE: Yes
		Owned or Operated: No

Jurisdiction Notes

The Central Contra Costa Sanitary District HHW facility continues to be the primary public disposal facility for hazardous materials generated by households and small businesses in Central County. Walnut Creek Recycling Center (WCRC) also collected used motor oil and antifreeze. Quantities collected in 2009 include: WC: 156 Tons, Lafayette: 70 Tons, Danville: 67 Tons, Moraga: 29 Tons, Orinda: 41 Tons, County: 48 Tons

9010-HH-MPC (Mobile or Periodic Collection)

Current Status: SO - Selected and Ongoing	Program Start Year: 1990	Existed before 1990: Yes
	Report Year Diversion Tons: 0.00	Selected in SRRE: Yes
		Owned or Operated: No

Jurisdiction Notes**9020-HH-CSC (Curbside Collection)**

Current Status: SO - Selected and Ongoing	Program Start Year: 1990	Existed before 1990: Yes
	Report Year Diversion Tons: 2153.00	Selected in SRRE: Yes
		Owned or Operated: No

Jurisdiction Notes

Weekly collection of used oil and filters continued as part of residential Central County curbside collection. 2,153 gallons were collected in 2009.

9030-HH-WSE (Waste Exchange)

Current Status: AO - Alternative and Ongoing	Program Start Year: 1997	Existed before 1990: No
	Report Year Diversion Tons: 189.00	Selected in SRRE: No
		Owned or Operated: No

Jurisdiction Notes

Central Contra Costa Sanitary District's permanent collection facility continued to provide a reusable hazardous waste exchange service for selected materials, including latex paints, fertilizer, and household cleaning agents. In 2009, a total of 189.39 tons were collected and made available for collection and reuse.

9040-HH-EDP (Education Programs)

Current Status: SO - Selected and Ongoing	Program Start Year: 1990	Existed before 1990: Yes
	Report Year Diversion Tons: 0.00	Selected in SRRE: Yes
		Owned or Operated: No

Jurisdiction Notes

Ongoing outreach activities for the Central County HHW facility's CESQG program include ads in local chamber of commerce publications, local newsletters, presence at business trade fairs and word of mouth by local agency inspectors that work with CESQGs.

9045-HH-EWA (Electronic Waste)

Current Status: AO - Alternative and Ongoing	Program Start Year: 2001	Existed before 1990: Yes
	Report Year Diversion Tons: 162.00	Selected in SRRE: Yes
		Owned or Operated: No

Jurisdiction Notes

E-waste was collected curbside as part of CCCSWA's periodic reuse collection program. These materials are taken to the Direct Computer Disposal in Hayward for processing. Electronic waste collected through the CCCSWA's Commercial Permitted Recycling Program included: Walnut Creek: 70 Tons, Danville: 30 Tons, Lafayette: 34 Tons, Moraga: 13 Tons, Orinda: 15 Tons

9050-HH-OTH (Other HHW)

Current Status: SO - Selected and Ongoing	Program Start Year: 1996	Existed before 1990: No
	Report Year Diversion Tons: 8.00	Selected in SRRE: Yes
		Owned or Operated: No

Jurisdiction Notes

CCCSWA collected 8.4 tons of used household batteries through drop off at a local Central County hardware and drug stores. Continued working with the California Product Stewardship Council to promote Extended Producer Responsibility of HHW and Universal Waste.

Annual Report Summary: Central Contra Costa Solid Waste Authority (CCCSWA) (2010)

This Annual Report Summary is an official record of your CalRecycle Electronic Annual Report submission, except for your Venue/Event section information, which is contained in a separate report. You may reach that section from the Electronic Annual Report's left navigation bar.

Before submitting your report to CalRecycle, please take the time to review everything on this page to confirm it is complete and correct. If you need to modify some information, close this window to return to the Electronic Annual Report to make your corrections. Then, preview the report again.

Summary Generated On: Tuesday, February 04, 2014 at 11:26 AM

Summary Jurisdiction: Central Contra Costa Solid Waste Authority (CCCSWA) Report Year 2010 Filed: Report Supervisor Reviewed Status:	Jurisdiction Contact Jurisdiction Bart Carr Contact: Address: 1850 Mt Diablo Blvd Ste 320 Walnut Creek, CA 94596 Phone (925) 906-1801 Number: Fax Number: Email bart@wastediversion.org Address: Update http://www.calrecycle.ca.gov/LGCentral/Contacts/ContactChg.htm Contact Info:
Submitted Information Date Friday, July 29, 2011 at Report 11:03 AM Submitted: Report PAUL MORSEN Submitted (paul@wastediversion.org) By:	

Disposal Rate Calculation	
Definition of Terms	
<p>Reporting-Year Disposal Amount (tons) – defaults to the total tonnage disposed in the Reporting-Year by a jurisdiction as reported to the Disposal Reporting System (DRS). Disposal contains all jurisdiction waste that was disposed in CA landfills, transformation facilities, and exported out-of-state. Any changes will require you submit a Reporting Year Disposal Modification Certification Sheet (PDF). See User's Guide or contact LAMD representative if uncertain.</p> <p>Disposal Reduction Credits – the EAR calculator will subtract these credits from your requested total in the Reporting-Year Disposal Amount field. Requesting credits will require you submit a Reporting Year Disposal Modification Certification Sheet (PDF). Descriptions of these credits can be found on that sheet. See EAR User's Guide or contact LAMD representative if uncertain.</p> <p>Reporting-Year Transformation Waste (tons) – defaults to the total tonnage of waste sent in the Reporting-Year by a jurisdiction to a CalRecycle-permitted transformation facility as reported to the Disposal Reporting System (DRS). Transformation is factored into the Per Capita rate only, and is not deductible. To eliminate the Per Capita credit for transformation tonnage, change the <i>Reporting-Year Transformation Waste (tons)</i> number to 0.00.</p> <p>Reporting-Year Population – January 1st estimate of the number of inhabitants occupying a jurisdiction in the Reporting-Year as prepared by the California Department of Finance (DOF)</p> <p>Reporting-Year Employment – the estimate of the annual average number of employees by jurisdiction in the Reporting-Year as prepared by the California Employment Development Department (EDD)</p> <p>Additional Definitions – for additional definitions and/or acronym descriptions, see the LGCentral Glossary.</p>	
Reporting-Year Disposal Amount (tons):	117,483.99
Disposal Reduction Credits (Reported):	
Disaster Waste (tons):	0.00
Medical Waste (tons):	0.00
Regional Diversion Facility Residual Waste (tons):	0.00
C&D Waste (tons):	0.00
Class II Waste (tons):	899.41
Out-of-State Export (Diverted) (tons):	0.00
Other Disposal Amount (tons):	0.00

Total Disposal Reduction Credit Amount (tons):	899
Total Adjusted Reporting-Year Disposal Amount (tons):	116,585.00
Reporting-Year Transformation Waste (tons):	00.00
Reporting-Year Population:	163,657
Reporting-Year Employment:	69,719

Reporting-Year Calculation Results (Per Capita)

	Population		Employment	
	Target	Annual	Target	Annual
Disposal Rate without Transformation(pounds/person/day):		3.9		9.2
Transformation Rate (pounds/person/day):	0.9	0.0	2.0	0.0
The Calculated Disposal Rate (pounds/person/day):	4.7	3.9	9.8	9.2

Calculation Factors

If any boxes are checked, please complete, and sign the [Reporting Year Disposal Modification Certification Sheet](#) and mail, e-mail or FAX to CalRecycle within 7 business days of submitting your report. If you are only claiming report-year disposal deductions for waste transported to a certified Transformation facility, you do not need to fill out the certification request.

Although you will be able to submit your electronic Annual Report without completing this sheet, your Annual Report will not be deemed complete until this sheet is completed and received by CalRecycle. Contact your [LAMD representative](#) for details.

- ☐ Alternative disposal tonnage
☒ Deductions to DRS disposal tonnage

Questions and Responses

Rural Petition for Reduction in Requirements

Rural Petition For Reduction

- 1. Question:** Was your jurisdiction granted a Rural Petition for Reduction by CalRecycle?
 For more information regarding Rural Petition For Reduction, go to [Rural Solid Waste Diversion Home Page](#).

Response

No.

Newly Incorporated Cities

New City

- 1. Question:** Since the date of your last Annual Report, are there any newly incorporated cities within your county/regional agency?

Response

No.

Disposal Rate Accuracy

Disposal Rate Accuracy

- 1. Question:** Are there extenuating circumstances pertaining to your jurisdiction's disposal rate that CalRecycle should consider, as authorized by the Public Resources Code Section 41821(c)? If you wish to attach additional information to your annual report, please send those items or electronic files to your LAMD representative; include a brief description of those files below. If so, please use the space below to tell CalRecycle.

Response

No.

Planning Documents Assessment

Source Reduction and Recycling Element (SRRE)

- 1. Question:** Does the SRRE need to be revised?

Response

No.

Household Hazardous Waste Element (HHWE)

- 2. Question:** Does the HHWE need to be revised?

Response

No.

Non-Disposal Facility Element (NDFE)

- 3. Question:** Describe below any changes in the use of nondisposal facilities, both existing and planned (e.g., is the jurisdiction using a different facility within or outside of the jurisdiction, has a facility closed, is a new one being planned).

Response

The Solid Waste Facility Permit (SWFP) for the Contra Costa Transfer & Recovery Station (CCTRS) is being revised to permit separate processing of commercial food waste collected by the CCCSWA's Food Recycling Project. Source separated commercial food waste is processed (grinding) to prepare it for digestion at the East Bay Municipal Utility District's water treatment facility. Once the SWFP modification is completed in August or September 2011, the CCTRS SWFP will allow processing of up to 60 TPD of commercial food waste from the CCCSWA service area.

Non-Disposal Facility Element (NDFE)

- 4. Question:** Are there currently any nondisposal facilities that require a solid waste facility permit located (or planned to be sited) in your jurisdiction that are not identified in your NDFE?

Response

No.

Summary Plan Assessment

Summary Plan

- 1. Question:** Does the Summary Plan need to be revised?

Response

No.

Siting Element Assessment

Total County or Agency Wide Disposal Capacity

- 1. Question:** Based on the best available estimates of current and future disposal, how many years of disposal capacity does your county or regional agency have?

Response

58

Total County or Agency Wide Disposal Capacity

- 2. Question:** If you do not currently have 15 years of disposal capacity, describe your strategy for obtaining 15 years of capacity.

Response

No response has been entered

Siting Element Adequacy

- 3. Question:** Does the Siting Element need to be revised? The Siting Element will need to be revised if you have less than 15 years disposal capacity and have not described a strategy for obtaining 15 years disposal capacity.

Response

No.

Areas of Concern / Conditional Approvals**Areas of concern**

- 1. Question:** Did CalRecycle require your jurisdiction to address any areas of concern when determining the adequacy of your solid waste planning documents, or any of their elements?

Response

No.

Conditional approvals

- 2. Question:** Did CalRecycle give conditional approval to any of your solid waste planning documents, or any of their elements?

Response

No.

Additional Information**Additional Information**

- 1. Question:** Is there anything else you would like to tell CalRecycle about unique or innovative efforts by your jurisdiction to reduce waste generation and increase diversion, about your jurisdiction's public education efforts, or about specific obstacles to reaching your jurisdiction's diversion goal? If you wish to attach additional information to your annual report, please send those items or electronic files to your LAMD representative and include a brief description of those files below.

Response

No.

SRRE and HHWE Diversion Programs

1000-SR-XGC (Xeriscaping/Grasscycling)

Current Status: SO - Selected and Ongoing

Program Start Year: 1990
Report Year Diversion Tons:
1840.00Existed before 1990: Yes
Selected in SRRE: Yes
Owned or Operated: No

Selected Program Details: Grasscycling

Jurisdiction Notes

CCCSWA Region: CCCSWA promotes grasscycling through instruction in compost workshops and distribution of informational handouts at special events. In 2010, 350 residents attended compost workshops where grasscycling and low-waste gardening practices were taught. Regional Agency member cities continue ongoing grasscycling as part of turf area maintenance in public parks and civic areas encompassing approximately 281 acres. Estimates of grasscycling diversion based on reported acreage and CIWMB/CalRecycle estimate of 350 lbs clippings/1000 sq ft includes - Walnut Creek: 548 tons of grass waste diverted through grasscycling, Danville: 1098 tons, Moraga: 48 tons, Orinda: 61 tons, Lafayette: 85 tons.

1010-SR-BCM (Backyard and On-Site Composting/Mulching)

Current Status: SO - Selected and Ongoing

Program Start Year: 1990
Report Year Diversion Tons:
1262.00Existed before 1990: Yes
Selected in SRRE: Yes
Owned or Operated: No**Jurisdiction Notes**

CCCSWA Region: CCCSWA operates a regional program that offers free instructional workshops, free DVD videos (available on loan), reduced cost compost bins (Biostack and Earth Machine compost bins) and home composter certification with \$1.50 rate reduction. 350 residents attended free workshops in 2010. Reduced cost Biostack and Earth Machine compost bins are available and sold to residents and businesses in all CCCSWA member cities and unincorporated areas. Funding to subsidize the reduced purchase price comes from the CCCSWA Diversion Incentive Fund (DIF). A total of 259 compost bins were sold to residents during 2010. The \$1.50/month garbage rate reduction continued with a total of 1,461 residences receiving this rate reduction. Based on the # of certified composters in the CCCSWA service area, staff estimates the following diversion - Walnut Creek: 514 Tons, Orinda: 185 Tons, Lafayette: 255 Tons, Moraga 110 Tons, Danville: 198 Tons

1020-SR-BWR (Business Waste Reduction Program)

Current Status: SO - Selected and Ongoing

Program Start Year: 1990
Report Year Diversion Tons: 0.00Existed before 1990: Yes
Selected in SRRE: Yes
Owned or Operated: No**Jurisdiction Notes**

"CCCSWA Region: The CCCSWA, working with its franchised and permitted recyclers, continues to conduct waste audits, on request, at businesses, business parks, and office buildings to improve recycling services. As part of the audit visit, the service providers will suggest waste reduction practices to assist the businesses to effectively reduce and recycle waste.

1030-SR-PMT (Procurement)

Current Status: SO - Selected and Ongoing

Program Start Year: 1992
Report Year Diversion Tons: 0.00Existed before 1990: Yes
Selected in SRRE: Yes
Owned or Operated: No**Jurisdiction Notes**

CCCSWA Region: The following cities have adopted an EPP policy: Danville: Adopted in April 2010. Lafayette: Adopted in March 2008. Walnut Creek: Adopted in August 2010. Orinda and Moraga continue to work on their respective EPPs. No projected adoption date exists for either city at this time.

1040-SR-SCH (School Source Reduction Programs)

Current Status: AO - Alternative and Ongoing	Program Start Year: 2000	Existed before 1990: No
	Report Year Diversion Tons: 0.00	Selected in SRRE: No
		Owned or Operated: No

Jurisdiction Notes

The "Waste Buster" Certification Program is used to set up and support classroom waste reduction and recycling activities and educational presentations for local schools. Garden composting and grasscycling are two methods used at most schools. Educators also reuse paper (backsides) and make duplex copies to reduce paper waste. A total of 27 elementary, middle, and high schools are wastebuster certified in the CCCSWA member communities. 30 "Composting in the Classroom" presentations were presented in elementary schools in CCCSWA member cities and county in 2010. 2010: Walnut Creek, Lafayette, Orinda, and Moraga: Los Perales Elementary in Moraga, Buena Vista and Murwood Elementaries in Walnut Creek, Del Rey and Wagner Ranch elementaries in Orinda, and Burton Valley and Springhill Schools in Lafayette all collect lunch room food scraps for composting in their school gardens.

1050-SR-GOV (Government Source Reduction Programs)

Current Status: SO - Selected and Ongoing	Program Start Year: 1992	Existed before 1990: Yes
	Report Year Diversion Tons: 0.00	Selected in SRRE: Yes
		Owned or Operated: No

Jurisdiction Notes

Member agencies collected tree and landscape prunings for grinding, and use as mulch. Public Works staff also "grasscycle" large turf areas and reuse scrap concrete and surplus dirt for soil stabilization. City staff practice paper reduction through duplex copying, use of emails, reusable ceramic cups, plates, and utensils in breakrooms. Walnut Creek continues to utilize its "Reuse Room" where excess office equipment and supplies are taken for display and redistribution.

1060-SR-MTE (Material Exchange, Thrift Shops)

Current Status: SO - Selected and Ongoing	Program Start Year: 1990	Existed before 1990: Yes
	Report Year Diversion Tons: 0.00	Selected in SRRE: Yes
		Owned or Operated: No

Jurisdiction Notes**2000-RC-CRB (Residential Curbside)**

Current Status: SO - Selected and Ongoing	Program Start Year: 1989	Existed before 1990: Yes
	Report Year Diversion Tons: 58717.00	Selected in SRRE: Yes
		Owned or Operated: No

Selected Program Details: Multi-family residences | Single-family residences | Commingled (Single-stream) | Glass | Metal | Miscellaneous paper (includes phone books, catalogs, magazines and other paper) | Newspaper | Office paper (white & colored ledger, computer paper, other office paper) | Plastic 1-2 | Plastic 3-7 | Uncoated corrugated cardboard and paper bags

Jurisdiction Notes

CCCSWA Region: Households in the CCCSWA service area are served by single stream weekly curbside collection. Diversion tons reported reflect amount of collected comingled recyclables in 2010 (not including collected green waste). Walnut Creek: 17,919 Tons, Danville: 17,114 Tons, Lafayette: 10,383 Tons, Moraga: 5,652 Tons, Orinda: 7,619 Tons,

2010-RC-DRP (Residential Drop-Off)

Current Status: SO - Selected and Ongoing

Program Start Year: 1989
Report Year Diversion Tons:
575.00Existed before 1990: Yes
Selected in SRRE: Yes
Owned or Operated: No**Jurisdiction Notes**

Central County residents are served by the Walnut Creek Recycling Center (WCRC), a recycling center/drop off located in downtown Walnut Creek. The WCRC accepts mixed paper, cardboard, plastics (#1-5, #7), scrap wood, scrap metal, green waste, and CRV containers. Walnut Creek: 422 Tons, Danville: 29 Tons, Lafayette: 70 Tons, Moraga: 16 Tons, Orinda: 37 Tons,

2020-RC-BYB (Residential Buy-Back)

Current Status: SO - Selected and Ongoing

Program Start Year: 1989
Report Year Diversion Tons: 24.00Existed before 1990: Yes
Selected in SRRE: Yes
Owned or Operated: No**Jurisdiction Notes**

CCCSWA Region: In 2010, the CCCSWA, through its newsletter and website, has promoted the continuing operation of the Walnut Creek Recycling Center (WCRC) Buy-back for use by residents from all CCCSWA member communities. WCRC Buyback tonnages reported include: Walnut Creek: 19 Tons, Danville: .91 Tons, Lafayette: 3 Tons, Moraga: .37 Tons, Orinda: .82 Tons.

2030-RC-OSP (Commercial On-Site Pickup)

Current Status: SO - Selected and Ongoing

Program Start Year: 1993
Report Year Diversion Tons:
28168.00Existed before 1990: Yes
Selected in SRRE: Yes
Owned or Operated: No

Selected Program Details: Commingled (Single-stream) | Source separated | Film Plastic | Glass | Metal | Miscellaneous paper (includes phone books, catalogs, magazines and other paper) | Newspaper | Office paper (white & colored ledger, computer paper, other office paper) | Plastic 1-2 | Plastic 3-7 | Uncoated corrugated cardboard and paper bags

Jurisdiction Notes

The CCCSWA has two programs providing on-site collection for local Central County businesses. The Small Business Program serves small commercial generating two cubic yards or less of refuse per week with free collection service. Larger generators are served by a regional permitted recycling services. Diversion tons reported reflect amount of materials recovered from CCCSWA communities through the small business program and permitted collector system: Walnut Creek: 13,430 Tons, Danville: 5562 Tons, Lafayette: 2629 Tons, Moraga: 1152 Tons, Orinda: 2137 Tons, County: 3257 Tons The CCCSWA Board continues a process to analyse and develop a new approach to commercial recycling that will replace the current permit recycling program which will be discontinued in June 2012. The CCCSWA Board is interested in franchising commercial recycling and offering either exclusive and semi-exclusive service provider(s) that will offer specific services designated by the CCCSWA. The CCCSWA is planning on introducing new services in 2012 to respond to mandatory commercial recycling requirements.

2040-RC-SFH (Commercial Self-Haul)

Current Status: AO - Alternative and Ongoing

Program Start Year: 1998
Report Year Diversion Tons:
10320.00Existed before 1990: No
Selected in SRRE: No
Owned or Operated: No

Jurisdiction Notes

CCCSWA Region: Use of the "Recycling Wizard" on the CCCSWA updated website allows contractors or property owners to identify local and regional recycling facilities for C&D and self haul waste recovery. Material recovered from self hauled waste at the Contra Costa Transfer & Recovery Station (CCTRS) in 2010 includes: Walnut Creek: 4,699 Tons, Danville: 2,103 Tons, Lafayette: 1,327 Tons, Moraga: 1,036 Tons, Orinda: 1,154 Tons,

2050-RC-SCH (School Recycling Programs)

Current Status: SO - Selected and Ongoing

Program Start Year: 1990
Report Year Diversion Tons: 377.00

Existed before 1990: Yes
Selected in SRRE: Yes
Owned or Operated: No

Jurisdiction Notes

CCCSWA Region: The CCCSWA operates the "WasteBusters" Program to assist schools in setting up and operating waste reduction and recycling activities and education assistance. Examples of activities and support made available by WasteBusters includes: • Wastebuster certification and annual award of \$2000 to support waste reduction & Recycling activities. • Assemblies conducted by the performance group "Earthcapades" • Workshops – Junkology, Composting, Vermi-composting, School Waste Audits • Technical Assistance – design of collection systems, setting up lunch waste diversion programs, food waste collection, green waste collection, purchase of containers, working with facilities/Maintenance staff • Education - Quarterly Schools Newsletter, Materials Recovery Facility field trips, classroom presentations, special event assistance, presentations to PTA and parents groups, maintenance of school resources and information on wastediversion.org, working with Earth Team on special projects. As new programs became available for recycling at schools, ongoing discussions, meetings and correspondence with custodians, principals, teachers and district facilities were conducted to present recommendations for implementing service and improving diversion. Recycling diversion reporting is required as part of the WasteBusters program. Reported weights for 2010 include: Walnut Creek: 92 Tons Lafayette: 84 Tons Moraga: 87 Tons Orinda: 114 Tons

2060-RC-GOV (Government Recycling Programs)

Current Status: SO - Selected and Ongoing

Program Start Year: 1989
Report Year Diversion Tons: 0.00

Existed before 1990: Yes
Selected in SRRE: Yes
Owned or Operated: No

Jurisdiction Notes

Town of Danville: Recycles white paper, mixed paper, newspaper, cardboard, aluminum, tin, scrap metal, landscaping waste, motor oil, computers and batteries at the administrative offices, the corporation yard, recreation centers, senior facilities, and parks. City of Lafayette: Recycles white paper, mixed paper, newspaper, cardboard, aluminum, tin, scrap metal, landscaping waste, motor oil, computers and batteries at the administrative offices, the corporation yard, recreation centers, senior facilities, and parks. Town of Moraga: Recycles paper, cardboard, containers, scrap metal, landscaping waste, motor oil, computers and batteries at the administrative offices, their corporation yard, and recreation center. City of Walnut Creek: Recycles white paper, mixed paper, newspaper, cardboard, aluminum, tin, scrap metal, landscaping waste, motor oil, computers and batteries at the administrative offices, the corporation yard, recreation centers, senior facilities, and parks. City Orinda: Recycles paper, cardboard, containers, scrap metal, landscaping waste, motor oil, computers and batteries at the administrative offices, and recreation center.

2070-RC-SNL (Special Collection Seasonal (regular))

Current Status: SO - Selected and Ongoing

Program Start Year: 1990
Report Year Diversion Tons: 367.00

Existed before 1990: Yes
Selected in SRRE: Yes
Owned or Operated: No

Jurisdiction Notes

CCCSWA Region: Continues the residential curbside reuse collection program for household reusable items from residences twice per year. In 2010, the materials accepted included: clothing, household goods, bicycles,

electronics, small furnishing items, and sporting goods. The materials picked up by the contracted reuse collectors (East Bay Depot for Creative Reuse, St. Vincent de Paul, and Pacific Rim Recycling) are resold or reused by charitable organizations. Quantities of special collection materials include: Walnut Creek: 116 Tons Danville: 130 Tons Lafayette: 48 Tons Moraga: 30 Tons Orinda: 43 Tons"

3000-CM-RCG (Residential Curbside Greenwaste Collection)

Current Status: SO - Selected and Ongoing	Program Start Year: 1990	Existed before 1990: Yes
	Report Year Diversion Tons: 41995.00	Selected in SRRE: Yes
		Owned or Operated: No

Selected Program Details: Single-Family

Jurisdiction Notes

CCCSWA Region: Curbside green waste collection uses 64 gallon carts collected weekly and sent to various facilities, including CCL Organics in Benicia, Newby Island Compost Facility near Milpitas, Recology/Grover Composting Facility near Modesto, and ADC use at Keller Landfill. 64 gallon carts or 1yard boxes are provided to large multi family buildings with same end use. The Cities of Lafayette, Orinda, and Moraga added food waste to green waste collection in 2007 and Walnut Creek added food scraps in Fall 2010. Remaining agency members, including Danville and unincorporated areas, will be phased in between 2012 and 2015, as determined by the CCCSWA Board. Collected volumes of green waste and comingled green/food waste (Lafayette, Orinda, Moraga) are: Walnut Creek: 13,104 Tons Danville: 12,537 Tons Lafayette: 6,651 Tons Moraga: 4,133 Tons Orinda: 5,571 Tons

3010-CM-RSG (Residential Self-haul Greenwaste)

Current Status: SO - Selected and Ongoing	Program Start Year: 1996	Existed before 1990: No
	Report Year Diversion Tons: 0.00	Selected in SRRE: Yes
		Owned or Operated: No

Jurisdiction Notes

CCCSWA Region: Self hauled greenwaste continued to be accepted from Central County residents and their contractors at the Walnut Creek Recycling Center (WCRC) in 2010.

3020-CM-COG (Commercial On-Site Greenwaste Pick-up)

Current Status: SO - Selected and Ongoing	Program Start Year: 1993	Existed before 1990: No
	Report Year Diversion Tons: 2689.00	Selected in SRRE: Yes
		Owned or Operated: No

Jurisdiction Notes

Businesses and government offices receive green waste collection service upon request under the CCCSWA franchises or permitted commercial recycler program. Green waste collected through the CCCSWA's Commercial Permitted Recycling Program included: Walnut Creek: 1748 Tons, Danville: 472 Tons, Lafayette: 60 Tons, Moraga: NA, Orinda: 342 Tons, County: 67 Tons.

3030-CM-CSG (Commercial Self-Haul Greenwaste)

Current Status: SO - Selected and Ongoing	Program Start Year: 1990	Existed before 1990: Yes
	Report Year Diversion Tons: 313.00	Selected in SRRE: Yes
		Owned or Operated: No

Jurisdiction Notes

CCCSWA continued to support acceptance of green waste (primarily delivered by landscapers) at the Walnut Creek Recycling Center and continued to promote alternatives to landfilling C&D and yard debris on the CCCSWA's updated website. Quantities of green waste accepted from commercial generators at the WCRC in 2010 included: Walnut Creek: 81 Tons Danville: 147 Tons Lafayette: 58 Tons Moraga: 19 Tons Orinda: 6 Tons

3040-CM-FWC (Food Waste Composting)

Current Status: AO - Alternative and Ongoing	Program Start Year: 1999	Existed before 1990: No
	Report Year Diversion Tons: 1222.00	Selected in SRRE: Yes
		Owned or Operated: No

Jurisdiction Notes

Commercial Food Waste: At the end of 2010, 154 restaurants and grocery stores in Walnut Creek and Lafayette participated in a new pilot program testing collection of food waste. Collected food material is taken to the EBMUD Water Treatment Facility for digestion. The program began final expansion in September, 2010 to eventually include 324 restaurant and grocery participants. In 2010, 1,222 tons of commercial food waste was collected for digestion at EBMUD. Residential Food Scraps: The Cities of Lafayette, Orinda, Moraga, and Walnut Creek added food waste to green waste collection. This collection effort in these communities is continuing with weekly participation rates ranging from the mid 30 to low 40 percent range, based on visual auditing. Commingled green and food waste is sent to the Newby Island compost facility for composting. Collected quantities of residential food waste collected with yard waste is reported in the "Residential Curbside Green Waste Collection" activity description.

3050-CM-SCH (School Composting Programs)

Current Status: AO - Alternative and Ongoing	Program Start Year: 2001	Existed before 1990: No
	Report Year Diversion Tons: 0.00	Selected in SRRE: No
		Owned or Operated: No

Jurisdiction Notes

CCCSWA Region: The CCCSWA sponsors the "Compost in the Classroom" Program that provides classroom instruction on composting to K-6 schools in the CCCSWA service area. Each CCCSWA member city and unincorporated areas received five classroom presentations during the 2009-10 and 2010-11 school years. Danville - As part of school outreach efforts, Danville schools are encouraged to compost their garden and landscape waste onsite. Lafayette: Burton Valley, Springhill, Happy Valley, and Lafayette Schools have incorporated composting in their school garden programs. Moraga: Joaquin Moraga Intermediate, Rheem, and Los Perales Schools have incorporated composting in their school garden programs. Orinda: Wagner Ranch and Del Rey Elementary Schools have on-site composting programs. Walnut Creek: Currently Murwood, Buena Vista, and Walnut schools have onsite composting. Buena Vista School was the first school to participate in the CCCSWA commercial food waste pilot and will serve other schools when expanded, starting in September 2010.

3060-CM-GOV (Government Composting Programs)

Current Status: SO - Selected and Ongoing	Program Start Year: 1997	Existed before 1990: No
	Report Year Diversion Tons: 0.00	Selected in SRRE: Yes
		Owned or Operated: No

Jurisdiction Notes

City government in the CCCSWA service area do not compost greenwaste on-site. However, all use regional compost facilities through either self-haul or through collection by the CCCSWA franchised collection services. All cities maintain a "mulch pile" of shredded green/wood waste materials to use as mulch for soil stabilization and mud abatement.

4020-SP-TRS (Tires)

Current Status: SO - Selected and Ongoing	Program Start Year: 1990	Existed before 1990: Yes
	Report Year Diversion Tons: 30.00	Selected in SRRE: Yes
		Owned or Operated: No

Jurisdiction Notes

Tires were collected for recycling at the Contra Costa Transfer and Recovery Station (CCTRS) in Martinez. Quantities collected in 2010 include - Walnut Creek: 14 Tons, Danville: 6 Tons, Lafayette: 4 Tons, Moraga: 3 Tons, Orinda: 3 Tons

4030-SP-WHG (White Goods)

Current Status: SO - Selected and Ongoing	Program Start Year: 1990	Existed before 1990: Yes
	Report Year Diversion Tons: 0.00	Selected in SRRE: Yes
		Owned or Operated: No

Jurisdiction Notes

Residents can dispose of white goods at the Contra Costa Transfer & Recovery Facility (CCTRS) near Martinez and Pittsburg Transfer Station. The CCCSWA website includes a "Recycling Wizard" which allows residents to located facilities for disposal of white goods .

4040-SP-SCM (Scrap Metal)

Current Status: SO - Selected and Ongoing	Program Start Year: 1990	Existed before 1990: Yes
	Report Year Diversion Tons: 73.00	Selected in SRRE: Yes
		Owned or Operated: No

Jurisdiction Notes

Scrap metal is recovered from C&D disposal loads and also accepted for recycling at the Contra Costa Transfer & Recovery Station (CCTRS) near Martinez and Pittsburg Transfer Station. Salvageable metal is also recovered during CCCSWA's bulky waste collection service which is provided at no cost to each residence twice annually. Additionally, salvage and reuse yards are promoted on the CCCSWA website's new Recycling Wizard tool. Scrap metal collected through the CCCSWA's Commercial Permitted Recycling Program included: Walnut Creek: 34 Tons Danville: 15 Tons Lafayette: 9 Tons Moraga: 7 Tons Orinda: 8 Tons

4050-SP-WDW (Wood Waste)

Current Status: SO - Selected and Ongoing	Program Start Year: 1990	Existed before 1990: Yes
	Report Year Diversion Tons: 120.00	Selected in SRRE: Yes
		Owned or Operated: No

Jurisdiction Notes

Wood waste is recovered from delivered C&D loads and also accepted for recycling at the Contra Costa Transfer & Recovery Station (CCTRS) located near Martinez. Wood waste can also be recycled at the Pittsburg Transfer Station the Walnut Creek Recycling Center (WCRC). Most Central County wood waste is used as biomass fuel at Tracy "Peaker" Facility, or as ADC at Keller Canyon Landfill. Additionally, wood waste from Central County commercial customers are collected by CCCSWA permitted recyclers. Decorative wood and dimensional lumber are collected for reuse on Central County clean-up days. Building materials salvage and reuse yards promoted on CCCSWA website. Wood waste recovery at the WCRC includes: Walnut Creek: 73 Tons Danville: 3 Tons Lafayette: 24 Tons Moraga: 8 Tons Orinda: 12 Tons

4060-SP-CAR (Concrete/Asphalt/Rubble)

Current Status: SO - Selected and Ongoing

Program Start Year: 1990
Report Year Diversion Tons: 612.00Existed before 1990: Yes
Selected in SRRE: Yes
Owned or Operated: No

Selected Program Details: Asphalt Paving | Brick | Concrete/cement | Gypsum Board/drywall | Mixed C + D | Rock, soils and fines

Jurisdiction Notes

The CCCSWA encourages recycling of inerts and C&D waste materials from construction and capital improvement projects and promotes C&D and inerts recycling through the CCCSWA website's Recycling Wizard, and informational materials handed out during the building permit application process. Recovery of recyclable C&D waste and inerts in 2010 included: Danville: 218 Tons, Lafayette: 37 Tons, Moraga: 67 tons, Orinda: 130 tons, Walnut Creek: 160 Tons

4090-SP-RND (Rendering)

Current Status: AO - Alternative and Ongoing

Program Start Year: 1998
Report Year Diversion Tons: 0.00Existed before 1990: No
Selected in SRRE: No
Owned or Operated: No**Jurisdiction Notes**

Central County restaurants continued to use local tallow companies for collection and diversion of fats, oils, and other byproducts of food preparation. CCCSWA has initiated a commercial food waste pilot program that collects oil and fats along with food waste from restaurants in Walnut Creek, Lafayette, Orinda, and Danville. The commercial food waste program will expand, beginning in September 2010.

5000-ED-ELC (Electronic (radio ,TV, web, hotlines))

Current Status: SO - Selected and Ongoing

Program Start Year: 1990
Report Year Diversion Tons: 0.00Existed before 1990: Yes
Selected in SRRE: Yes
Owned or Operated: No**Jurisdiction Notes**

CCCSWA Region: Monthly columns and announcements are published in Rossmoor News, Walnut Creek Journal, and Lamorinda Sun regarding waste reduction and recycling. The CCCSWA's newsletter "Diversions" is distributed to all single family homes as a bill insert. The CCCSWA also distributes informational flyers and guides including: the CCCSWA Customer Guide to Garbage, Recycling, and Yard Waste Services, Home Composting, Worm Composting, Grasscycling and Mulching Guides, Office Recycling Guide, ""4Rs"" Newsletter for Schools, Residential Food Scraps Recycling Guide, Pharmaceuticals and U/E-Waste Recycling Flyers.

5010-ED-PRN (Print (brochures, flyers, guides, news articles))

Current Status: SO - Selected and Ongoing

Program Start Year: 1990
Report Year Diversion Tons: 0.00Existed before 1990: Yes
Selected in SRRE: Yes
Owned or Operated: No**Jurisdiction Notes**

CCCSWA Region: Monthly columns and announcements are published in Rossmoor News, Walnut Creek Journal, and Lamorinda Sun regarding waste reduction and recycling. The CCCSWA's newsletter "Diversions" is distributed to all single-family residences as a bill insert. The CCCSWA also distributes informational flyers and guides including: the CCCSWA Customer Guide to Garbage, Recycling, and Yard Waste Services, Home Composting, Worm Composting, Grasscycling and Mulching Guides, Office Recycling Guide, ""4Rs"" Newsletter for Schools, Residential Food Scraps Recycling Guide, Pharmaceuticals and U/E-Waste Recycling Flyers.

5020-ED-OUT (Outreach (tech assistance, presentations, awards, fairs, field trips))

Current Status: SO - Selected and Ongoing	Program Start Year: 1990	Existed before 1990: Yes
	Report Year Diversion Tons: 0.00	Selected in SRRE: Yes
		Owned or Operated: No

Jurisdiction Notes

In 2010, CCCSWA staff participated in and supported 10 community events within its service area, including: - Danville: Hot Summer Nights Car Event (2 events), Fall Crafts Fair - Lafayette : Lafayette Earth Day Festival, Art & Wine Festival - Moraga: Community Fair & Moraga Pear Festival - Orinda: Wagner Ranch Nature Area Earth Day Fair, 4th of July Parade - Walnut Creek: Art & Wine Festival.

5030-ED-SCH (Schools (education and curriculum))

Current Status: SO - Selected and Ongoing	Program Start Year: 1990	Existed before 1990: Yes
	Report Year Diversion Tons: 0.00	Selected in SRRE: Yes
		Owned or Operated: No

Jurisdiction Notes

CCCSWA Regional Area: • Wastebuster Certifications and Re-Certification. • Assemblies – Performance group "Earthcapades" provides entertaining recycling message. • Workshops – Junkology, Composting, Vermicomposting, School Waste Audits • Technical Assistance – Assist school faculty, staff, and parents in design school collection programs, setting up lunch waste diversion programs, food waste collection, green waste collection, purchase of containers, working with Facilities and Maintenance staff • Education - Quarterly Schools Newsletter, Materials Recovery Facility field trips, classroom presentations, special event assistance, presentations to PTA and parents groups, maintenance of school resources and information on wastediversion.org, working with Earth Team on special projects. As new programs became available for recycling at schools, ongoing discussions, meetings and correspondence with custodians, principals, teachers and district facilities were conducted to present recommendations for implementing service and improving diversion.

6010-PI-EIN (Economic Incentives)

Current Status: SO - Selected and Ongoing	Program Start Year: 1990	Existed before 1990: Yes
	Report Year Diversion Tons: 0.00	Selected in SRRE: Yes
		Owned or Operated: No

Selected Program Details: Discounts | Rebate | Variable can rate/Quantity based user fee

Jurisdiction Notes

CCCSWA Region: As an incentive, the CCCSWA continued use of a progressive residential rate structure to encourage adoption of lesser refuse service levels as a way to save money. The CCCSWA also offers a discounted garbage rate for certified home composter and subsidized home composting bins as incentives to compost. The CCCSWA also instituted the "Small Business Recycling Program" for all small commercial who generate one cubic yards per week or less which is a free service. By using the free service as an incentive, small business can lower their garbage service and reduce costs.

6020-PI-ORD (Ordinances)

Current Status: AO - Alternative and Ongoing	Program Start Year: 1993	Existed before 1990: No
	Report Year Diversion Tons: 0.00	Selected in SRRE: No
		Owned or Operated: No

Selected Program Details: C & D ordinance | Recycled content procurement

Jurisdiction Notes

EPP Ordinance: A "model" Environmental Preferable Purchasing (EPP) policy was developed by the CCCSWA and City of Walnut Creek. The EPP policy was approved by the CCCSWA Board and transmitted to member cities in May 2009 for adoption. Currently, Danville, Walnut Creek, and Lafayette have adopted EPPs. EPP development is still in

progress in Orinda and Moraga. C&D Ordinance Revisions – The CCCSWA developed a new "model" ordinance that remove the inconsistencies, and include new threshold, deposit, and penalty requirements that will make all CCCSWA member city C&D ordinances more uniform and easier to administer. The model C&D ordinance was approved the CCCSWA Board at the June 2009 meeting. Currently, Danville, Walnut Creek, and Orinda have adopted or modified their C&D Ordinance to reflect changes made in the model. C&D Ordinance revisions are still in progress in Lafayette and Moraga. CCCSWA member cities have joined a regional program to certify and approve C&D processing facilities for their ability to recover recyclable C&D waste and require contractors to use these facilities. Currently, fourteen (14) facilities have been approved and are featured on the list, which can be accessed at the CCCSWA newly revised website (www.wastediversion.org). The requirement to use a certified facility for C&D disposal has been incorporated into the model ordinance and revised city ordinances. Copies of the list are distributed at the building permit departments of each CCCSWA member city. The approved facility list will also be incorporated into a new, on-line C&D waste tracking program that will be installed and used by CCCSWA member cities.

7000-FR-MRF (MRF)

Current Status: SO - Selected and Ongoing	Program Start Year: 1993	Existed before 1990: No
	Report Year Diversion Tons: 0.00	Selected in SRRE: Yes
		Owned or Operated: No

Jurisdiction Notes

Materials continued to be taken to Pacific Rim Material Recovery Facility in Benicia and the Davis Street Transfer Station Material Recovery Facility for processing and material recovery. Material from the I680 corridor communities, including Walnut Creek, Danville, and Unincorporated Areas go the Pacific Rim. Material from the I24 corridor communities, including Orinda, Lafayette, Moraga and Unincorporated Areas go to Davis Street.

7010-FR-LAN (Landfill)

Current Status: AO - Alternative and Ongoing	Program Start Year: 2000	Existed before 1990: No
	Report Year Diversion Tons: 0.00	Selected in SRRE: No
		Owned or Operated: No

Jurisdiction Notes

CCCSWA member cities and unincorporated central county areas continues to use Keller Canyon Landfill. All diversion programs associated with the landfill occur at the Contra Costa Transfer & Recovery Facility where material recovery and load checking takes place.

7020-FR-TST (Transfer Station)

Current Status: SO - Selected and Ongoing	Program Start Year: 1995	Existed before 1990: No
	Report Year Diversion Tons: 0.00	Selected in SRRE: Yes
		Owned or Operated: No

Jurisdiction Notes

CCCSWA member cities and unincorporated central county communities take their materials to the Contra Costa Transfer & Recovery Station (CCTRS) located near Martinez. The CCTRS accepts wallboard, clean wood, asphalt, concrete, soil, metals, and cardboard, all of which were diverted when possible.

7030-FR-CMF (Composting Facility)

Current Status: SO - Selected and Ongoing	Program Start Year: 1993	Existed before 1990: No
	Report Year Diversion Tons: 41995.00	Selected in SRRE: Yes
		Owned or Operated: No

Jurisdiction Notes

In 2010, green waste was sent to CCL Organics, Newby Island, and Recology/Grover Compost Facilities. Danville: 12,537, Lafayette: 6,651, Moraga: 4,133, Orinda: 5,571, Walnut Creek: 13,104.

7040-FR-ADC (Alternative Daily Cover)

Current Status: AO - Alternative and Ongoing	Program Start Year: 1998	Existed before 1990: No
	Report Year Diversion Tons: 27292.00	Selected in SRRE: No
		Owned or Operated: No

Jurisdiction Notes

Greenwaste, wood waste, and inert C&D materials collected in Central County is taken to Keller Canyon and ACME Landfills for use as ADC or other onsite Beneficial Reuse. In 2010, this included: Danville: 10,732 Tons, Lafayette: 1799 Tons, Moraga: 848 Tons, Orinda: 1004 Tons, and Walnut Creek: 12,909 Tons, and County: 7974 Tons.

8010-TR-BIO (Biomass)

Current Status: AO - Alternative and Ongoing	Program Start Year: 1998	Existed before 1990: No
	Report Year Diversion Tons: 0.00	Selected in SRRE: No
		Owned or Operated: No

Jurisdiction Notes

C&D materials collected by Waste Management under the CCCSWA franchise are separated at Davis Street Transfer Station and processed at their C&D processing facility. Wood waste resulting from this processing is delivered to the Tracy ""Peaker"" Facility.

8020-TR-TRS (Tires)

Current Status: AO - Alternative and Ongoing	Program Start Year: 1995	Existed before 1990: No
	Report Year Diversion Tons: 0.00	Selected in SRRE: No
		Owned or Operated: No

Jurisdiction Notes

Local tire shops continue to accept used tires. Lakin Tire is the primary hauler permitted to collect and process tires in the CCCSWA service area

9000-HH-PMF (Permanent Facility)

Current Status: SO - Selected and Ongoing	Program Start Year: 1990	Existed before 1990: Yes
	Report Year Diversion Tons: 414.00	Selected in SRRE: Yes
		Owned or Operated: No

Jurisdiction Notes

The Central Contra Costa Sanitary District HHW facility continues to be the primary public disposal facility for hazardous materials generated by households and small businesses in Central County. Walnut Creek Recycling Center (WCRC) also collected used motor oil and antifreeze. Quantities collected in 2010 at the CCCSD HHW Facility includes: WC: 159 Tons, Lafayette: 70 Tons, Danville: 71 Tons, Moraga: 31 Tons, Orinda: 40 Tons, County: 43 Tons

9010-HH-MPC (Mobile or Periodic Collection)

Current Status: SO - Selected and Ongoing	Program Start Year: 1990	Existed before 1990: Yes
	Report Year Diversion Tons: 0.00	Selected in SRRE: Yes
		Owned or Operated: No

Jurisdiction Notes**9020-HH-CSC (Curbside Collection)**

Current Status: SO - Selected and Ongoing	Program Start Year: 1990	Existed before 1990: Yes
	Report Year Diversion Tons: 1614.00	Selected in SRRE: Yes
		Owned or Operated: No

Jurisdiction Notes

Weekly collection of used oil and filters continued as part of residential Central County curbside collection. 1,614 gallons were collected in 2010.

9030-HH-WSE (Waste Exchange)

Current Status: AO - Alternative and Ongoing	Program Start Year: 1997	Existed before 1990: No
	Report Year Diversion Tons: 195.00	Selected in SRRE: No
		Owned or Operated: No

Jurisdiction Notes

Central Contra Costa Sanitary District's permanent collection facility continued to provide a reusable hazardous waste exchange service for selected materials, including latex paints, fertilizer, and household cleaning agents. In 2010, 195 tons were collected county-wide and made available for collection and reuse.

9040-HH-EDP (Education Programs)

Current Status: SO - Selected and Ongoing	Program Start Year: 1990	Existed before 1990: Yes
	Report Year Diversion Tons: 0.00	Selected in SRRE: Yes
		Owned or Operated: No

Jurisdiction Notes

Ongoing outreach activities for the Central County HHW facility's CESQG program include CCCSD outreach and public education, advertisements in local Chamber of Commerce publications, local newsletters, presence at business trade fairs and word of mouth by local agency inspectors that work with CESQGs.

9045-HH-EWA (Electronic Waste)

Current Status: AO - Alternative and Ongoing	Program Start Year: 2001	Existed before 1990: Yes
	Report Year Diversion Tons: 46.00	Selected in SRRE: Yes
		Owned or Operated: No

Jurisdiction Notes

E-waste was collected curbside as part of CCCSWA's periodic reuse collection program. 46 tons were collected curbside in 2010.

9050-HH-OTH (Other HHW)

Current Status: SO - Selected and Ongoing

Program Start Year: 1996

Existed before 1990: No

Report Year Diversion Tons: 11.00

Selected in SRRE: Yes

Owned or Operated: No

Jurisdiction Notes

CCCSWA collected 11.4 tons of used household batteries through drop off at local hardware and drug stores.

50% composting and 50% ADC by CCCSWA Contract

Exhibit 13 Walnut Creek Annual Reports from 2005 to 2008

	2005	2006 (food added)	2007 (food added)	2008 (food added)
Residential Green Waste Collected	14,517 tons	14,993 tons	12,318 tons	12,139 tons
Composting reported by WC	0 tons	0 tons	6,159 tons	12,139 tons
ADC reported by Walnut Creek	21,290 tons	21,314 tons	14,067 tons	3,492 tons
ADC reported by Keller Canyon	18,381 tons	13,172 tons	12,511 tons	12,525 tons
CCCSWA contract: 50% ADC	100% ADC	100% ADC	100% ADC	100% ADC
50% compost	0% composted	0% composted	50% composted	100% composted

Exhibit 14 Danville Annual Reports from 2005 to 2008

	2005	2006	2007	2008
Residential Green Waste Collected	12,268 tons	12,164 tons	11,864 tons	11,492 tons
Composting reported by Danville	0 tons	0 tons	5,932 tons	5,746 tons
ADC reported by Danville	11,605 tons	14,448 tons	10,841 tons	2,526 tons
ADC reported by Keller Canyon	11,300 tons	11,611 tons	10,410 tons	9,288 tons
CCCSWA contract: 50% ADC	95% ADC	100% ADC	88% ADC	81% ADC
50% compost	0% composted	0% composted	50% composted	50% composted

CalRecycle Electronic Model Annual Report Summary

For: Walnut Creek

2485

Report Submitted

Report Year: 2005
Submitted By:

Submitted On: 3/15/2007
Phone: () -

Jurisdiction Official Primary Contact (Current)

Contact Name	Email	Phone Number
Susan McNult Rainey	mayor@walnut-creek.org	(925) 943-5800

LAMD Contact (Current)

Contact Name	Email	Phone Number
JoAnn Jaschke	JoAnn.Jaschke@CalRecycle.ca.gov	(916) 341-6210

Basic Information

Calculation Method: Adjustment Method

Petition for Rural Reduction: No

BioMass: No

Section A

A-1 Calculated Diversion Rate

Base-Year:	2000
Base-Year Generation Amount (tons):	127,892
Base-Year Residential Generation Rate:	55%
Reporting Year:	2005
Diversion Rate Requirement:	50%
Reporting-Year Disposal Amount (tons):	70,436 *
Reported Disaster Waste (tons):	0
Reported Medical Waste (tons):	0
Reported Regional Diversion Facility Residual Waste (tons):	0
Reported Out-of-State Export (Diverted) (tons):	0
Reported Transformation Waste (tons):	0
Reported Other Disposal Amount (tons):	0

Total Disposal Reduction Credit Amount Reported (tons):

Total Adjusted Reporting-Year Disposal Amount (tons):

70,436

	Source	Base-Year	Reporting Year	% Change
Population:	County	946,300	1,019,101	7.7%
Taxable Sales (x1000):	County	12,330,560	13,480,075	9.3%
Employment:	Industry	336,600	343,800	2.1%
Consumer Price Index:	Metropolitan	180.2	202.7	12.5%

Change in Residential Sector (%):	3.7%	Growth
Change in Non-Residential Sector (%):	-0.3%	Decline

CalRecycle Electronic Model Annual Report Summary

Estimated Reporting-Year Generation Tonnage: 130,286

Reporting-Year Diversion Rate (%): 46%

Diversion Rate Accuracy

Question:

1. Are there extenuating circumstances pertaining to your jurisdiction's diversion rate that CalRecycle should consider, as authorized by the Public Resources Code Section 41821(c). If so, please use the space below to tell CalRecycle. If you wish to attach additional information to your annual report, please send those items or electronic files to your LAMD representative; include a brief description of those files below.

Jurisdiction's response:

No response from Jurisdiction

A-2 Adjustment Factors

Adjustment Factor Used	Source of Adjustment Factor
Population: County	Not Required
Taxable Sales: County	Not Required
Employment: Industry	Not Required
Consumer Price Index: Metropolitan	Not Required

A-3 Calculation Method

Required Form

1. Requesting correction to existing base year:	No	None
2. Requesting alternative disposal tonnage:	Yes	Report year disposal modification certification sheet
3. Requesting deductions to DRS disposal tonnage:	Yes	Report year disposal modification certification sheet
4. Requesting Biomass diversion credits:	No	None

Section B

B1 - SWGS needs revision:	No
B2 - SRRE needs revision:	No
B3 - HHWE needs revision:	No
B4 - NDFE	

Changes in use of nondisposal facilities:

NDFE needs revision: #Error

Section C

C - 1 Existing SRRE and HHWE Programs

Program Code	Program Name	Owned and Op	Program Tons	Status	Reason(s)	Target Sector
1000-SR-XGC	Xeriscaping/Grasscycling	Y	627.3	Selected and Ongoing		All sectors

Additions to Program Notes: 2005: Collaborated with and promoted "Bringing Back the Natives" garden tour as part of the mini-grant program. Tour promoted use of native plants to reduce water usage and plant waste and provided composting workshops.

1010-SR-BCM	Backyard and On-Site Composting/Mulching	Y	698.2	Selected and Ongoing		All sectors
-------------	--	---	-------	----------------------	--	-------------

CalRecycle Electronic Model Annual Report Summary

C - 1 Existing SRRE and HHWE Programs

Program Code	Program Name	Owned and Op	Program Tons	Status	Reason(s)	Target Sector
1020-SR-BWR	Business Waste Reduction Program	Y		Selected and Ongoing		Commercial, Industrial, Government, School

Additions to Program Notes: 2005: Continued participation and alliance with Contra Costa County Green Business Program. Performed waste audits as partner in program.

1030-SR-PMT	Procurement	Y		Selected and Ongoing		Commercial, Industrial, Government
-------------	-------------	---	--	----------------------	--	------------------------------------

1040-SR-SCH	School Source Reduction Programs	Y		Alternative and Ongoing		School
-------------	----------------------------------	---	--	-------------------------	--	--------

1050-SR-GOV	Government Source Reduction Programs	Y		Selected and Ongoing		Government
-------------	--------------------------------------	---	--	----------------------	--	------------

1060-SR-MTE	Material Exchange, Thrift Shops	Y	277.1	Selected and Ongoing		All sectors
-------------	---------------------------------	---	-------	----------------------	--	-------------

2000-RC-CRB	Residential Curbside	Y	10854.5	Selected and Ongoing		Residential
-------------	----------------------	---	---------	----------------------	--	-------------

Additions to Program Notes: 2005: Rolled out single stream recycling with the intent to increase recycling. Extended curbside reuse program to twice per year for single family residences.

2010-RC-DRP	Residential Drop-Off	Y	226.2	Selected and Ongoing		Residential
-------------	----------------------	---	-------	----------------------	--	-------------

2020-RC-BYB	Residential Buy-Back	Y		Selected and Ongoing		Residential
-------------	----------------------	---	--	----------------------	--	-------------

2030-RC-OSP	Commercial On-Site Pickup	Y	13075.1	Selected and Ongoing		Commercial, Industrial, Government, School
-------------	---------------------------	---	---------	----------------------	--	--

Additions to Program Notes: 2005: Updated the "Contra Costa Builder's Guide to Reuse and Recycling" and distributed it throughout Contra Costa County. Conducted an audit of the amount of recyclables collected by businesses participating in the free small business recycling program to increase accuracy of data collection. Conducted waste audits of top-10 commercial waste generators.

2040-RC-SFH	Commercial Self-Haul	Y		Alternative and Ongoing		Commercial, Industrial, Government, School
-------------	----------------------	---	--	-------------------------	--	--

2050-RC-SCH	School Recycling Programs	Y	182.7	Selected and Ongoing		School
-------------	---------------------------	---	-------	----------------------	--	--------

Additions to Program Notes: 2005: Began offering Junkology Creative Reuse workshops to schools. Continued Earth Team school video program. Increased budget to offer can and bottle recycling containers to all high schools. Continued Wastebusters Program for schools.

CalRecycle Electronic Model Annual Report Summary

C - 1 Existing SRRE and HHWE Programs

Program Code	Program Name	Owned and Op	Program Tons	Status	Reason(s)	Target Sector
2060-RC-GOV	Government Recycling Programs	Y		Selected and Ongoing		Government
2070-RC-SNL	Special Collection Seasonal (regular)	Y	225.0	Selected and Ongoing		Residential
Additions to Program Notes: 2005: Extended curbside reuse days to twice per year per single family residence.						
3000-CM-RCG	Residential Curbside Greenwaste Collection	Y	14517.0	Selected and Ongoing		Residential
3010-CM-RSG	Residential Self-haul Greenwaste	Y	94.0	Selected and Ongoing		Residential
3020-CM-COG	Commercial On-Site Greenwaste Pick-up	Y		Selected and Ongoing		Commercial, Industrial, Government, School
3030-CM-CSG	Commercial Self-Haul Greenwaste	Y		Selected and Ongoing		Commercial, Industrial, Government, School
3040-CM-FWC	Food Waste Composting	N	525.8	Selected and Ongoing		All sectors
3050-CM-SCH	School Composting Programs	Y		Alternative and Ongoing		School
Additions to Program Notes: 2005: Increased efforts to encourage composting in local schools.						
3060-CM-GOV	Government Composting Programs	Y		Selected and Ongoing		Government
4020-SP-TRS	Tires	Y		Selected and Ongoing		Commercial, Industrial
4030-SP-WHG	White Goods	Y		Selected and Ongoing		Residential
4040-SP-SCM	Scrap Metal	Y		Selected and Ongoing		All sectors
4050-SP-WDW	Wood Waste	Y		Selected and Ongoing		All sectors
4060-SP-CAR	Concrete/Asphalt/Rubble	Y		Selected and Ongoing		All sectors
Additions to Program Notes: 2005: Updated the "Contra Costa Builders' Guide to Reuse and Recycling" and distributed it throughout Contra Costa County.						

CalRecycle Electronic Model Annual Report Summary

C - 1 Existing SRRE and HHWE Programs

Program Code	Program Name	Owned and Op	Program Tons	Status	Reason(s)	Target Sector
4090-SP-RND	Rendering	N		Alternative and Ongoing		Commercial
5000-ED-ELC	Electronic (radio, TV, web, hotlines)	Y		Selected and Ongoing		All sectors
Additions to Program Notes: 2005: Produced Contra Costa County public access commercial explaining single stream recycling rollout.						
5010-ED-PRN	Print (brochures, flyers, guides, news articles)	Y		Selected and Ongoing		All sectors
Additions to Program Notes: 2005: Regular monthly columns in Rossmore News and Walnut Creek Journal edition of the Contra Costa Times regarding waste reduction and recycling. Updated the Contra Costa Builders' Guide to Reuse and Recycling. Participated in the production and distribution of the Contra Costa Reuse and Recycling Guide.						
5020-ED-OUT	Outreach (tech assistance, presentations, awards, fairs, field trips)	Y		Selected and Ongoing		All sectors
Additions to Program Notes: 2005: Participated in the John Muir Earthday event and Rossmore Thermometer Exchange event.						
5030-ED-SCH	Schools (education and curriculum)	Y		Selected and Ongoing		School
Additions to Program Notes: 2005: Began offering Junkology Creative Reuse workshops to schools.						
6010-PI-EIN	Economic Incentives	Y		Selected and Ongoing		All sectors
6020-PI-ORD	Ordinances	Y		Alternative and Ongoing		All sectors
7000-FR-MRF	MRF	Y		Selected and Ongoing		All sectors
7010-FR-LAN	Landfill	N	830.9	Alternative and Ongoing		All sectors
7020-FR-TST	Transfer Station	N	4076.9	Selected and Ongoing		All sectors
7030-FR-CMF	Composting Facility	N		Selected and Ongoing		All sectors
7040-FR-ADC	Alternative Daily Cover	N	21290.5	Alternative and Ongoing		All sectors
8010-TR-BIO	Biomass	N		Alternative and Ongoing		All sectors

CalRecycle Electronic Model Annual Report Summary

C - 1 Existing SRRE and HHWE Programs

Program Code	Program Name	Owned and Op	Program Tons	Status	Reason(s)	Target Sector
8020-TR-TRS	Tires	N		Alternative and Ongoing		
9000-HH-PMF	Permanent Facility	N		Selected and Ongoing		All sectors
9010-HH-MPC	Mobile or Periodic Collection	Y		Selected and Ongoing		All sectors
Additions to Program Notes: 2005: Held Rossmoor Thermometer exchange event and Rossmoor ewaste event.						
9020-HH-CSC	Curbside Collection	N		Selected and Ongoing		Residential
9030-HH-WSE	Waste Exchange	N		Alternative and Ongoing		Residential, Commercial
9040-HH-EDP	Education Programs	Y		Selected and Ongoing		All sectors
9045-HH-EWA	Electronic Waste	N	76.2	Alternative and Ongoing		
Additions to Program Notes: 2005: Collected e-waste curbside as part of twice yearly reuse collection program. Held an electronic waste recycling event in May of 2005 in Rossmoor.						
9050-HH-OTH	Other HHW	Y	.0023	Selected and Ongoing		Residential
Additions to Program Notes: 2005: Held a mercury thermometer exchange event in Rossmoor.						

Section F

F1 - Areas of concern:

F2 - Conditional approvals:

CalRecycle Electronic Model Annual Report Summary

For: Walnut Creek

2887

Report Submitted

Report Year: 2006
Submitted By:

Submitted On: 3/14/2008
Phone: () -

Jurisdiction Official Primary Contact (Current)

Contact Name	Email	Phone Number
Susan McNulty Rainey	mayor@walnut-creek.org	(925) 943-5800

LAMD Contact (Current)

JoAnn Jaschke	JoAnn.Jaschke@CalRecycle.ca.gov	(916) 341-6210
---------------	---------------------------------	----------------

Basic Information

Calculation Method: Adjustment Method

Petition for Rural Reduction: No

BioMass: No

Section A

A-1 Calculated Diversion Rate

Base-Year:	2000
Base-Year Generation Amount (tons):	127,892
Base-Year Residential Generation Rate:	55%
Reporting Year:	2006
Diversion Rate Requirement:	50%
Reporting-Year Disposal Amount (tons):	70,129

Reported Disaster Waste (tons):	0
Reported Medical Waste (tons):	0
Reported Regional Diversion Facility Residual Waste (tons):	0
Reported Out-of-State Export (Diverted) (tons):	0
Reported Transformation Waste (tons):	0
Reported Other Disposal Amount (tons):	799 *

Total Disposal Reduction Credit Amount Reported (tons):	799
---	-----

Total Adjusted Reporting-Year Disposal Amount (tons):

69,330

	Source	Base-Year	Reporting Year	% Change
Population:	County	946,300	1,030,732	8.9%
Taxable Sales (x1000):	County	12,330,560	13,867,661	12.5%
Employment:	Industry	336,600	349,100	3.7%
Taxable Sales Deflator Index:	CalRecycle	125.1	130.4	4.3%

Change in Residential Sector (%):	7.4%	Growth
Change in Non-Residential Sector (%):	5.8%	Growth

CalRecycle Electronic Model Annual Report Summary

Estimated Reporting-Year Generation Tonnage: 136,396

Reporting-Year Diversion Rate (%): 49%

Diversion Rate Accuracy

Question:

1. Are there extenuating circumstances pertaining to your jurisdiction's diversion rate that CalRecycle should consider, as authorized by the Public Resources Code Section 41821(c). If so, please use the space below to tell CalRecycle. If you wish to attach additional information to your annual report, please send those items or electronic files to your LAMD representative; include a brief description of those files below.

Jurisdiction's response:

No response from Jurisdiction

A-2 Adjustment Factors

Adjustment Factor Used	Source of Adjustment Factor
Population: County	Not Required
Taxable Sales: County	Not Required
Employment: Industry	Not Required
Taxable Sales Deflator Index: CalRecycle	Not Required

A-3 Calculation Method

		Required Form
1. Requesting correction to existing base year:	No	None
2. Requesting alternative disposal tonnage:	No	None
3. Requesting deductions to DRS disposal tonnage:	Yes	Report year disposal modification certification sheet
4. Requesting Biomass diversion credits:	No	None

Section B

B1 - SWGS needs revision:	No
B2 - SRRE needs revision:	No
B3 - HHWE needs revision:	No
B4 - NDFE	

Changes in use of nondisposal facilities:

NDFE needs revision: No

Section C

C - 1 Existing SRRE and HHWE Programs

Program Code	Program Name	Owned and Op	Program Tons	Status	Reason(s)	Target Sector
1000-SR-XGC	Xeriscaping/Grasscycling	Y		Selected and Ongoing		All sectors

Additions to Program Notes: Promoted the "Bringing Back the Natives" garden tour. The tour promotes the use of native plants to reduce water usage and plant waste. Non-native plants aren't meant to grow here. They require water during the summer, need fertilizers in order to look good, and can harbor pests that require the use of chemicals to kill. Natives use less water, don't take a lot of soil preparation, attract beneficial insects that eat the pests, bring birds to your yard, and generally need much less maintenance through the year.

CalRecycle Electronic Model Annual Report Summary

C - 1 Existing SRRE and HHWE Programs

Program Code	Program Name	Owned and Op	Program Tons	Status	Reason(s)	Target Sector
1010-SR-BCM	Backyard and On-Site Composting/Mulching	Y		Selected and Ongoing		All sectors
Additions to Program Notes: The compost bin subsidy for single-family residences continued in 2006. A total of 307 compost bins were sold to residents within the CCCSWA. The \$1.50/month garbage rate reduction and chipper/shredder rebate continued for registered home composters. A total of 1,512 residents in the CCCSWA took advantage of the subsidy.						
1020-SR-BWR	Business Waste Reduction Program	Y		Selected and Ongoing		Commercial, Industrial, Government, School
Additions to Program Notes: The City continued their alliance with the Contra Costa County Green Business Program in 2006. The partnership included a total of 20 waste audits performed throughout the CCCSWA.						
1030-SR-PMT	Procurement	Y		Selected and Ongoing		Commercial, Industrial, Government
Additions to Program Notes: CCCSWA staff continued to work with City staff to promote and encourage the procurement of recycled-content products. While the City does not have a formal Environmentally Preferable Purchasing Program in place, City departments actively participate in this program in informal ways.						
1040-SR-SCH	School Source Reduction Programs	Y		Alternative and Ongoing		School
Additions to Program Notes: A special emphasis was placed on continued diversion improvement for schools in all of the CCCSWA's jurisdictions using the Waste Buster Certification Program as incentive. Examples include use of voicemail for teacher to parent communication, letters to elected officials for support of recycling legislation, and school leadership focus groups designed to analyze and improve current source reduction, re-use, and recycling activities. Thirteen public schools received technical assistance regarding source reduction, re-use, recycling and composting. Three of which submitted applications and were awarded Waste Buster Certification status in 2006.						
1050-SR-GOV	Government Source Reduction Programs	Y		Selected and Ongoing		Government
Additions to Program Notes: CCCSWA staff continued to work with each member agency to reduce waste on an ongoing basis. In 2006 four departments in the City of Walnut Creek became certified as a Green Business. This designation requires conducting a waste reduction assessment of solid waste and implementing solid waste reduction and recycling measures. The departments are City Hall & Police Department, Fleet Services, Parks Department, and the Reprographics Shop.						
1060-SR-MTE	Material Exchange, Thrift Shops	Y	321	Selected and Ongoing		All sectors
Additions to Program Notes: In 2006, there were 8 drop off centers in Walnut Creek. The City had an ongoing partnership with East Bay Depot for Creative Reuse, St. Vincent de Paul, and Pacific Rim Recycling for collection of household reusable items.						
2000-RC-CRB	Residential Curbside	Y	10794	Selected and Ongoing		Residential
Additions to Program Notes: The curbside program continued with the same methodology and also continued to accept the same materials in 2006. At the end of the year approximately 14,000 multi-family units were participating in this program within the CCCSWA. There were 2,542 tons collected from the multi-family recycling program and 8,252 tons from single family recycling.						

CalRecycle Electronic Model Annual Report Summary

C - 1 Existing SRRE and HHWE Programs

Program Code	Program Name	Owned and Op	Program Tons	Status	Reason(s)	Target Sector
2010-RC-DRP	Residential Drop-Off	Y		Selected and Ongoing		Residential
Additions to Program Notes: Residents continued to take books to a book recycling drop-off station at the Walnut Creek Recycling Center. In 2006, 6 tons were collected from the San Ramon Recycling Center and 238 tons were collected from the Walnut Creek Recycling Center. All of the same drop off locations were still accepting materials in 2006. There were no new materials added for 2006.						
2020-RC-BYB	Residential Buy-Back	Y		Selected and Ongoing		Residential
Additions to Program Notes: Walnut Creek Recycling Center and San Ramon Recycling Center still continue to provide buyback services to regional residents. There are a total of 10 other local buy back centers in the area that City residents and businesses are able to take advantage of.						
2030-RC-OSP	Commercial On-Site Pickup	Y	14639	Selected and Ongoing		Commercial, Industrial, Government, School
Additions to Program Notes: An audit was conducted on the amount of recyclables collected by businesses participating in the free small business recycling program to increase accuracy of data collection. These audits were conducted on the top-10 waste generators. There were 293 tons collected from the small business and 14,639 from the commercial recycling program as a whole. In 2006, this program was expanded to accept film plastics.						
2040-RC-SFH	Commercial Self-Haul	Y		Alternative and Ongoing		Commercial, Industrial, Government, School
Additions to Program Notes: Ads continued to be placed in local phone directories to encourage contractors to contact the CCCSWA for recycling options for their C&D debris. Updated the Builder's Guide to Reuse and Recycling. The primary target audience for this program in 2006 was contractors.						
2050-RC-SCH	School Recycling Programs	Y		Selected and Ongoing		School
Additions to Program Notes: Began offering Junkology Creative Reuse workshops to schools. Continued Earth Team school video program. Increased budget to offer can and bottle recycling containers to all high schools. Provided Earth Tub composter to Athenian School for on-site composting of food waste through our mini-grant program. Seven new Walnut Creek schools participated in the Junkology Workshop. Can and bottle recycling container spending per student increased from \$0.11 to \$0.35 for all Walnut Creek schools.						
2060-RC-GOV	Government Recycling Programs	Y		Selected and Ongoing		Government
Additions to Program Notes: The City continues to recycle white paper, mixed paper, newspaper, cardboard, aluminum, tin, scrap metal, landscaping waste, motor oil, computers and batteries at the administrative offices, the corporation yard, recreation centers, senior facilities, and parks.						

CalRecycle Electronic Model Annual Report Summary

C - 1 Existing SRRE and HHWE Programs

Program Code	Program Name	Owned and Op	Program Tons	Status	Reason(s)	Target Sector
2070-RC-SNL	Special Collection Seasonal (regular)	Y	105	Selected and Ongoing		Residential

Additions to Program Notes: The reuse collection program offers the opportunity for residents to set out materials for a reuse collector. These materials are donated to charitable organizations for resale and reuse. In 2006 the materials accepted included: clothing, household goods, bicycles, electronics, small furnishing items, and sporting goods. Having developed this convenient curbside collection program, we are continually evaluating opportunities to add materials to this program to further reduce the amount of waste sent to landfill.

3000-CM-RCG	Residential Curbside Greenwaste Collection	Y	14993	Selected and Ongoing		Residential
-------------	--	---	-------	----------------------	--	-------------

Additions to Program Notes: In 2006 the Town of Danville began a pilot program to evaluate the effectiveness of a home food scrap (mixed with green waste in the collection containers) collection program. The pilot program included all customers currently receiving green waste collection service. This program was piloted in Danville for possible expansion to the other jurisdictions in the CCCSWA. In 2006, 14,993 tons of material was collected from this program. Outreach for green waste collection programs continued to include the Customer Service Guide explaining proper preparation of materials, set out requirements, and other program areas to customers.

3010-CM-RSG	Residential Self-haul Greenwaste	Y		Selected and Ongoing		Residential
-------------	----------------------------------	---	--	----------------------	--	-------------

Additions to Program Notes: Green waste continued to be dropped off at the Walnut Creek and San Ramon recycling centers. In 2006, the same materials continued to be accepted.

3020-CM-COG	Commercial On-Site Greenwaste Pick-up	Y		Selected and Ongoing		Commercial, Industrial, Government, School
-------------	---------------------------------------	---	--	----------------------	--	--

Additions to Program Notes: Through the CCCSWA franchises, business and government customers continue to receive green waste collection service upon request.

3030-CM-CSG	Commercial Self-Haul Greenwaste	Y		Selected and Ongoing		Commercial, Industrial, Government, School
-------------	---------------------------------	---	--	----------------------	--	--

Additions to Program Notes: Green waste continued to be dropped off at the Walnut Creek and San Ramon recycling centers. In 2006, the same materials continued to be accepted. The primary customers are landscapers.

3040-CM-FWC	Food Waste Composting	N		Alternative and Ongoing		Commercial
-------------	-----------------------	---	--	-------------------------	--	------------

Additions to Program Notes: A residential food scrap recycling collection program was piloted in Danville to determine cost-effectiveness for possible expansion to the rest of the CCCSWA. This pilot was used to identify opportunities for the CCCSWA jurisdictions to remove food scraps from the disposal stream. One obstacle to the cost effectiveness of this program is the lack of local composting capacity. The CCCSWA encourages the CIWMB and the Air Resources Board to permit local facilities and reduce their barriers to entry that will allow us to provide this program more cost effectively.

CalRecycle Electronic Model Annual Report Summary

C - 1 Existing SRRE and HHWE Programs

Program Code	Program Name	Owned and Op	Program Tons	Status	Reason(s)	Target Sector
3050-CM-SCH	School Composting Programs	Y		Alternative and Ongoing		School
Additions to Program Notes: All 13 public schools within Walnut Creek were offered technical assistance in initiating kitchen and cafeteria waste composting programs. In 2006, 3 schools submitted applications that resulted in being awarded certification. Of those, 2 included composting of school generated green or food waste.						
3060-CM-GOV	Government Composting Programs	Y		Selected and Ongoing		Government
Additions to Program Notes: Through the CCCSWA franchises business and government customers continue to receive green waste collection service upon request.						
4020-SP-TRS	Tires	Y		Selected and Ongoing		Commercial, Industrial
Additions to Program Notes: Local tires shops continue to accept used tires. Lakin Tire is the primary hauler permitted to collect and process tires in the area.						
4030-SP-WHG	White Goods	Y		Selected and Ongoing		Residential
Additions to Program Notes: Distribution of the Contra Costa County Reuse and Recycling Guide, which lists white goods recyclers, continued in 2006.						
4040-SP-SCM	Scrap Metal	Y		Selected and Ongoing		All sectors
Additions to Program Notes: This program was still available in 2006. There are 16 permitted recyclers in Walnut Creek. The materials that are collected are taken to various locations in the Bay Area for processing.						
4050-SP-WDW	Wood Waste	Y		Selected and Ongoing		All sectors
Additions to Program Notes: In 2006 there were 19 permitted recyclers in Walnut Creek. Wood waste, if untreated, is used as biomass at Tracy Biomass Plant. Treated wood is used as ADC at Keller Canyon Landfill.						
4060-SP-CAR	Concrete/Asphalt/Rubble	Y		Selected and Ongoing		All sectors
Additions to Program Notes: Continued to distribute Contra Costa County Reuse and Recycling Guide throughout the CCCSWA. The guide was sent to all member agencies, contractors, and anyone who requested it. It was also available at various special events.						
4090-SP-RND	Rendering	N		Alternative and Ongoing		Commercial
Additions to Program Notes: Restaurants continued to use Darling International, Modesto Tallow Company, and Salinas Tallow Company for collection and diversion of cooking oil.						
5000-ED-ELC	Electronic (radio, TV, web, hotlines)	Y		Selected and Ongoing		All sectors
Additions to Program Notes: Maintained and updated agency website with battery collection, e-waste recycling information, and reuse programs. The Diversions newsletter and the articles written for Rossmoor News, Walnut Creek Journal, Danville Times, Lamorinda Sun edition of the Contra Costa Times, and Walnut Creek Magazine were posted on their website as well.						

CalRecycle Electronic Model Annual Report Summary

C - 1 Existing SRRE and HHWE Programs

Program Code	Program Name	Owned and Op	Program Tons	Status	Reason(s)	Target Sector
5010-ED-PRN	Print (brochures, flyers, guides, news articles)	Y		Selected and Ongoing		All sectors
Additions to Program Notes: Regular monthly columns were published in Rossmoor News, Walnut Creek Journal, Danville Times, Lamorinda Sun edition of the Contra Costa Times, and Walnut Creek Magazine regarding waste reduction and recycling. Continued to distribute "Divisions" residential newsletter to all single family homes. In 2006, additional information on universal waste and food scrap recycling was included in the news articles.						
5020-ED-OUT	Outreach (tech assistance, presentations, awards, fairs, field trips)	Y		Selected and Ongoing		All sectors
Additions to Program Notes: The CCCSWA participated in the Walnut Creek Art and Wine festival, the Art on Main festival, the John Muir Earthday event, and two Contra Costa home and garden shows.						
5030-ED-SCH	Schools (education and curriculum)	Y		Selected and Ongoing		School
Additions to Program Notes: The following programs were offered to all 13 public schools in Walnut Creek in 2006: *Wastebuster certification and re-certification program *Assemblies – ZunZun, Earthcapades, Earth Team *Workshops – Junkology, Composting, Paper making, Vermi-composting *Waste Audits *Presentations – Lunchtime, 4R's *Technical Assistance *Newsletter *Website. As new programs became available for recycling at schools, ongoing discussions, meetings and correspondence with custodians, principals, teachers and district facilities were conducted to present recommendations for implementing service and improving diversion. New services were incorporated as appropriate into the Wastebuster certification and re-certification program.						
6010-PI-EIN	Economic Incentives	Y		Selected and Ongoing		All sectors
Additions to Program Notes: Continued use of progressive rate structure, discounted garbage rate for certified home composters, subsidized home composting bins and electric mulching mowers, and subsidized shredder/chipper program.						
6020-PI-ORD	Ordinances	Y		Alternative and Ongoing		All sectors
Additions to Program Notes: Walnut Creek has two standard conditions of approval for recycling requirements in any new development or expansion that plans to add 30% or more to an existing development. The first is that the developer must submit a Source Reduction/Recycling Plan addressing paper, glass, cans, cardboard, polystyrene, and other recoverable materials. The second is that each trash enclosure(s) shall be of adequate size to contain solid waste and recycling containers to serve the development and achieve 50% recycling of the total waste generated onsite. While the City does not yet have a formal Environmentally Preferable Purchasing policy in place, City departments actively participate in this program in informal ways.						
7000-FR-MRF	MRF	Y		Selected and Ongoing		All sectors
Additions to Program Notes: Materials continued to be taken to Pacific Rim and Davis Street Transfer Station for processing.						

CalRecycle Electronic Model Annual Report Summary

C - 1 Existing SRRE and HHWE Programs

Program Code	Program Name	Owned and Op	Program Tons	Status	Reason(s)	Target Sector
7010-FR-LAN	Landfill	N	4428	Alternative and Ongoing		All sectors
Additions to Program Notes: The City continues to use Keller Canyon Landfill. All diversion programs associated with the landfill occur at the Martinez Transfer Station.						
7020-FR-TST	Transfer Station	N	6327	Selected and Ongoing		All sectors
Additions to Program Notes: Walnut Creek takes their materials to the Martinez Transfer Station. In 2006 that facility began accepting wallboard, clean wood, asphalt, concrete, soil, metals, and cardboard, all of which were diverted when possible.						
7030-FR-CMF	Composting Facility	N		Selected and Ongoing		All sectors
Additions to Program Notes: No local compost facilities are available. The CCCSWA encourages the CIWMB and ARB to support and permit such facilities.						
7040-FR-ADC	Alternative Daily Cover	N	21314	Alternative and Ongoing		All sectors
Additions to Program Notes: Continued to use greenwaste, wood, and inert C&D materials as ADC at local landfill.						
8010-TR-BIO	Biomass	N		Alternative and Ongoing		All sectors
Additions to Program Notes: C&D materials collected by Waste Management are separated at Davis Street Transfer Station and processed at their C&D MRF. Wood waste resulting from this processing is delivered to the Tracy Biomass Plant.						
8020-TR-TRS	Tires	N		Alternative and Ongoing		
Additions to Program Notes: No tires are used for transformation.						
9000-HH-PMF	Permanent Facility	N		Selected and Ongoing		All sectors
Additions to Program Notes: Continued to refer customers to Central Contra Costa Sanitary District HHW facility for disposal of hazardous materials. Walnut Creek Recycling Center also collected used motor oil and antifreeze. Both facilities continued to accept the same materials in 2006.						
9010-HH-MPC	Mobile or Periodic Collection	Y		Selected and Ongoing		All sectors
Additions to Program Notes: One e-waste event was held in 2006. These materials are taken to the Direct Computer Disposal in Hayward for processing.						
9020-HH-CSC	Curbside Collection	N		Selected and Ongoing		Residential
Additions to Program Notes: Weekly curbside collection of oil continued to be offered to residents in 2006. Continued reuse and cleanup days including collection of electronic waste.						
9030-HH-WSE	Waste Exchange	N		Alternative and Ongoing		Residential, Commercial
Additions to Program Notes: Central Contra Costa Sanitary District's permanent facility continued to provide waste exchange opportunities year round. All household hazardous wastes are accepted excluding e-waste.						

CalRecycle Electronic Model Annual Report Summary

C - 1 Existing SRRE and HHWE Programs

Program Code	Program Name	Owned and Op	Program Tons	Status	Reason(s)	Target Sector
9040-HH-EDP	Education Programs	Y		Selected and Ongoing		All sectors
Additions to Program Notes: The City's primary target audience for these programs in 2006 were residents, primarily due to implementation of new waste rules.						
9045-HH-EWA	Electronic Waste	N		Alternative and Ongoing		
Additions to Program Notes: E-waste was collected curbside as part of the annual reuse collection program. The City held an electronic waste recycling event in May of 2006 in Rossmore. The only e-waste items that were not accepted were microwaves. These materials are taken to the Direct Computer Disposal in Hayward for processing.						
9050-HH-OTH	Other HHW	Y		Selected and Ongoing		Residential
Additions to Program Notes: The CCCSWA began working with the California Product Stewardship Council to promote Extended Producer Responsibility of HHW and Universal Waste.						

Section F

F1 - Areas of concern:

F2 - Conditional approvals:

Section H

Additional Information

The City of Walnut Creek's diversion rate has slipped from 55% in 2003 to a calculated 49% in 2006. This erosion of the diversion rate seems to be largely attributable to a 360% increase in self-haul waste from 4,422 tons in 2003 to 20,335 tons in 2006. Walnut Creek, like much of the Bay Area, experienced a considerable boom in construction activity during that period. While the City has implemented a C&D Ordinance and the CCCSWA has made considerable outreach efforts towards the building community to improve recycling of materials, there is a lack of infrastructure (particularly local mixed C&D MRFs) to deal with the increase. The CCCSWA is working with the Martinez Transfer Station, Vasco Road Landfill, Davis Street Transfer Station, and Zanker Road C&D MRF to identify effective methods for reducing this waste stream. Additionally, the CCCSWA is working with the City towards improving permit counter education and outreach to the building community. The programs offered by the City and the CCCSWA to provide reduction, reuse, and recycling opportunities are generally consistent with or exceeding those in other communities that are achieving diversion rates in the high 50s to mid 60s. The City and the CCCSWA feel strongly that this erosion of Walnut Creek's diversion rate does not represent a lack of programs but is a result of poor infrastructure and an economic and building boom which seems to be subsiding as of the writing of this report. Added to this is an origin reporting system which allows for surveys of the origin of materials on an irregular basis which may tend to inappropriately skew the annual percentage of waste being delivered from a specific jurisdiction over large periods of time. We hope that the Board would review our report on the merits of the programs in place and grant a good faith effort for the work being done in Walnut Creek.

Annual Report Summary: Walnut Creek (2007)

This Annual Report Summary is an official record of your CalRecycle Electronic Annual Report submission, except for your Venue/Event section information, which is contained in a separate report. You may reach that section from the Electronic Annual Report's left navigation bar.

Before submitting your report to CalRecycle, please take the time to review everything on this page to confirm it is complete and correct. If you need to modify some information, close this window to return to the Electronic Annual Report to make your corrections. Then, preview the report again.

Summary Generated On: Tuesday, February 04, 2014 at 11:12 AM

Summary Jurisdiction: Walnut Creek Report Year 2007 Filed: Report Status: Supervisor Reviewed	Jurisdiction Contact Jurisdiction Bart Carr Contact: Address: 1850 Mt Diablo Blvd Ste 320 Walnut Creek, CA 94596 Phone (925) 906-1801 Number: Fax Number: Email bart@wastediversion.org Address: Update http://www.calrecycle.ca.gov/LGCentral/Contacts/ContactChg.htm Contact Info:
Submitted Information Date Monday, March 16, 2009 Report at 2:42 PM Submitted: Report PAUL MORSEN Submitted (paul@wastediversion.org) By:	

Disposal Rate Calculation

Definition of Terms

Reporting-Year Disposal Amount (tons) – defaults to the total tonnage disposed in the Reporting-Year by a jurisdiction as reported to the Disposal Reporting System (DRS). Disposal contains all jurisdiction waste that was disposed in CA landfills, transformation facilities, and exported out-of-state. Any changes will require you submit a [Reporting Year Disposal Modification Certification Sheet \(PDF\)](#). See [User's Guide](#) or contact LAMD representative if uncertain.

Disposal Reduction Credits – the EAR calculator will subtract these credits from your requested total in the Reporting-Year Disposal Amount field. Requesting credits will require you submit a [Reporting Year Disposal Modification Certification Sheet \(PDF\)](#). Descriptions of these credits can be found on that sheet. See [EAR User's Guide](#) or contact LAMD representative if uncertain.

Reporting-Year Transformation Waste (tons) – defaults to the total tonnage of waste sent in the Reporting-Year by a jurisdiction to a CalRecycle-permitted transformation facility as reported to the Disposal Reporting System (DRS). Transformation is factored into the Per Capita rate only, and is not deductible. To eliminate the Per Capita credit for transformation tonnage, change the *Reporting-Year Transformation Waste (tons)* number to 0.00.

Reporting-Year Population – January 1st estimate of the number of inhabitants occupying a jurisdiction in the Reporting-Year as prepared by the California Department of Finance (DOF)

Reporting-Year Employment – the estimate of the annual average number of employees by jurisdiction in the Reporting-Year as prepared by the California Employment Development Department (EDD)

Additional Definitions – for additional definitions and/or acronym descriptions, see the [LGCentral Glossary](#).

Reporting-Year Disposal Amount (tons):	70,005.00
Disposal Reduction Credits (Reported):	
Disaster Waste (tons):	0.00
Medical Waste (tons):	0.00
Regional Diversion Facility Residual Waste (tons):	0.00
C&D Waste (tons):	0.00
Class II Waste (tons):	0.00
Out-of-State Export (Diverted) (tons):	0.00
Other Disposal Amount (tons):	4423.00
Total Disposal Reduction Credit Amount (tons):	4423

Total Adjusted Reporting-Year Disposal Amount (tons):	65,582.00
Reporting-Year Transformation Waste (tons):	00.00
Reporting-Year Population:	65,085
Reporting-Year Employment:	54,619

Reporting-Year Calculation Results (Per Capita)

	Population		Employment	
	Target	Annual	Target	Annual
Disposal Rate without Transformation(pounds/person/day):		5.5		6.6
Transformation Rate (pounds/person/day):	1.1	0.0	1.4	0.0
The Calculated Disposal Rate (pounds/person/day):	5.5	5.5	6.8	6.6

Calculation Factors

If any boxes are checked, please complete, and sign the [Reporting Year Disposal Modification Certification Sheet](#) and mail, e-mail or FAX to CalRecycle within 7 business days of submitting your report. If you are only claiming report-year disposal deductions for waste transported to a certified Transformation facility, you do not need to fill out the certification request.

Although you will be able to submit your electronic Annual Report without completing this sheet, your Annual Report will not be deemed complete until this sheet is completed and received by CalRecycle. Contact your [LAMD representative](#) for details.



Alternative disposal tonnage



Deductions to DRS disposal tonnage

Questions and Responses

Rural Petition for Reduction in Requirements

Rural Petition For Reduction

- 1. Question:** Was your jurisdiction granted a rural Petition for Reduction by the CIWMB?
For more information regarding Rural Petition For Reduction, go to [Rural Solid Waste Diversion Home Page](#).

Response

No.

Disposal Rate Accuracy

Disposal Rate Accuracy

- 1. Question:** Are there extenuating circumstances pertaining to your jurisdiction's disposal rate that the Board should consider, as authorized by the [Public Resources Code Section 41821\(c\)](#)? If you wish to attach additional information to your annual report, please send those items or electronic files to your LAMD representative; include a brief description of those files below. If so, please use the space below to tell the Board.

Response

Yes. The majority of waste destined for disposal at Keller Landfill (Contra Costa County) flows through the Contra Costa Transfer and Recovery Station (CCTRS). However, Keller Landfill permits a smaller number of large, self haul loads of special waste (including non-recoverable C&D, street sweep spoils, and Class 2 waste) to bypass the CCTRS and is received at Keller from the generator/contract hauler. Because they are received at Keller Landfill, these loads bypass the quarterly address-of-origin surveys required by CIWMB regulation. Furthermore, a significant component of these loads are identified only as 'Cash/One Time Customer'. This identification, with no back up records available for review, does not provide Walnut Creek the ability to investigate and confirm the true origin of waste generation and creates the potential of misallocation of disposal weight. Walnut Creek believes that unless landfilled waste disposal is allocated using the approved CIWMB survey methodology, it should be removed from the DRS disposal allocation for 2007.

The City of Walnut Creek has a significantly larger commercial population than other cities in the central Contra Costa County region. When compared to other CCCSWA member cities, Walnut Creek had 68% of the taxable sales for 2007, according to Board of Equalization data. The result of this may be a higher 'population' per capita disposal figure. The 'employment' target/annual per capita comparison may be a more accurate representation that takes Walnut Creek's greater commercial population into account.

Planning Documents Assessment**Source Reduction and Recycling Element (SRRE)**

- 1. Question:** Does the SRRE need to be revised?

Response

No.

Household Hazardous Waste Element (HHWE)

- 2. Question:** Does the HHWE need to be revised?

Response

No.

Non-Disposal Facility Element (NDFE)

- 3. Question:** Describe below any changes in the use of nondisposal facilities, both existing and planned (e.g., is the jurisdiction using a different facility within or outside of the jurisdiction, has a facility closed, is a new one being planned).

Response

No response has been entered

Non-Disposal Facility Element (NDFE)

- 4. Question:** Are there currently any nondisposal facilities that require a solid waste facility permit located (or planned to be sited) in your jurisdiction that are not identified in your NDFE?

Response

No.

Areas of Concern / Conditional Approvals**Areas of concern**

- 1. Question:** Did the Board require your jurisdiction to address any areas of concern when determining the adequacy of your solid waste planning documents, or any of their elements?

Response

No.

Conditional approvals

- 2. Question:** Did the Board give conditional approval to any of your solid waste planning documents, or any of their elements?

Response

No.

Additional Information**Additional Information**

1. Question: Is there anything else you would like to tell the CIWMB about unique or innovative efforts by your jurisdiction to reduce waste generation and increase diversion, about your jurisdiction's public education efforts, or about specific obstacles to reaching your jurisdiction's diversion goal? If you wish to attach additional information to your annual report, please send those items or electronic files to your LAMD representative and include a brief description of those files below.

Response

Yes. 1. The City of Walnut Creek is a member of the Central Contra Costa Solid Waste Authority (CCCSWA) a Joint Powers Authority (JPA). As a CCCSWA member, the City of Walnut Creek benefits from a variety of waste reduction and recycling programs and activities that are implemented and managed regionally by CCCSWA and city staff. These programs and activities are documented in this report. Recognizing the regional application of programs, the CCCSWA is currently pursuing regional agency status with the CIWMB. 2. In October, 2007, CCCSWA members Lafayette, Orinda, and Moraga initiated weekly residential food waste collection. Residents of the three cities are encouraged to comingle food waste items with yard waste in their yard waste carts for curbside collection. This material is collected by the CCCSWA franchised recycling service and taken to the Newby Island Landfill and Compost Facility for composting. The City of Walnut Creek was unable to join this food waste recycling program due to insufficient capacity at the Newby Island facility. Walnut Creek and CCCSWA staffs are investigating additional capacity opportunities in this regional that will allow Walnut Creek residents the opportunity to recycle their food waste as soon as possible.

SRRE and HHWE Diversion Programs

1000-SR-XGC (Xeriscaping/Grasscycling)

Current Status: SO - Selected and Ongoing	Program Start Year: 1990	Existed before 1990: Yes
	Report Year Diversion Tons: 679.20	Selected in SRRE: Yes
		Owned or Operated: Yes

Jurisdiction Notes

Walnut Creek continues ongoing grasscycling in public parks and civic areas. Walnut Creek promotes grasscycling through instruction in compost workshops and informational handouts at special events and local farmers market.

1010-SR-BCM (Backyard and On-Site Composting/Mulching)

Current Status: SO - Selected and Ongoing	Program Start Year: 1990	Existed before 1990: Yes
	Report Year Diversion Tons: 525.00	Selected in SRRE: Yes
		Owned or Operated: Yes

Jurisdiction Notes

2007: Walnut Creek participates in a regional program that offers free instructional workshops, free DVD videos (available on loan), reduced cost compost bins (Biostack and Earth machine) and home composter certification with \$1.50 rate reduction. A total of 139 compost bins were sold to Walnut Creek residents during 2007. The \$1.50/month garbage rate reduction continued with a total of 587 Walnut Creek residents participating.

1020-SR-BWR (Business Waste Reduction Program)

Current Status: SO - Selected and Ongoing	Program Start Year: 1990	Existed before 1990: Yes
	Report Year Diversion Tons: 0.00	Selected in SRRE: Yes
		Owned or Operated: Yes

Jurisdiction Notes

As a member of the CCCSWA, Walnut Creek continued to support the Contra Costa County Green Business Program.

1030-SR-PMT (Procurement)

Current Status: SO - Selected and Ongoing	Program Start Year: 1992	Existed before 1990: Yes
	Report Year Diversion Tons: 0.00	Selected in SRRE: Yes
		Owned or Operated: Yes

Jurisdiction Notes

Walnut Creek staff is working with the CCCSWA to develop a model EPP for May 2009 adoption.

1040-SR-SCH (School Source Reduction Programs)

Current Status: AO - Alternative and Ongoing	Program Start Year: 2000	Existed before 1990: No
	Report Year Diversion Tons: 118.00	Selected in SRRE: No
		Owned or Operated: Yes

Jurisdiction Notes

2007: Emphasis continued for improving waste reduction and recycling activities within schools. Walnut Creek used the Waste Buster Certification Program as an incentive to encourage and sustain greater participation. In 2007, 7 schools were certified under the Wastebusters program. Schools in the Walnut Creek community recycled approximately 118 tons of recyclable materials.

1050-SR-GOV (Government Source Reduction Programs)

Current Status: SO - Selected and Ongoing	Program Start Year: 1992	Existed before 1990: Yes
	Report Year Diversion Tons: 0.00	Selected in SRRE: Yes
		Owned or Operated: Yes

Jurisdiction Notes**1060-SR-MTE (Material Exchange, Thrift Shops)**

Current Status: SO - Selected and Ongoing	Program Start Year: 1990	Existed before 1990: Yes
	Report Year Diversion Tons: 317.80	Selected in SRRE: Yes
		Owned or Operated: Yes

Jurisdiction Notes

2007: As a CCCSWA member, Walnut Creek is supported by East Bay Depot for Creative Reuse, St. Vincent de Paul, and Pacific Rim Recycling for collection of household reusable items each quarter.

2000-RC-CRB (Residential Curbside)

Current Status: SO - Selected and Ongoing	Program Start Year: 1989 Report Year Diversion Tons: 8035.00	Existed before 1990: Yes Selected in SRRE: Yes Owned or Operated: Yes
---	--	---

Jurisdiction Notes

2007: Walnut Creek is served by single stream weekly curbside collection. 8035 tons of comingled recyclables (not including green waste) was collected in 2007.

2010-RC-DRP (Residential Drop-Off)

Current Status: SO - Selected and Ongoing	Program Start Year: 1989 Report Year Diversion Tons: 299.00	Existed before 1990: Yes Selected in SRRE: Yes Owned or Operated: Yes
---	---	---

Jurisdiction Notes

2007: Walnut Creek residents are served by the recycling center/drop off located within Walnut Creek. The WCRC accepts mixed paper, cardboard, plastics (#1-5, #7), scrap wood, scrap metal and CRV containers. The Walnut Creek facility also accepts green waste. A total of 299 tons were collected from Walnut Creek residents.

2020-RC-BYB (Residential Buy-Back)

Current Status: SO - Selected and Ongoing	Program Start Year: 1989 Report Year Diversion Tons: 0.00	Existed before 1990: Yes Selected in SRRE: Yes Owned or Operated: Yes
---	--	---

Jurisdiction Notes

2007: Walnut Creek has three certified buy back centers, one located within the Walnut Creek Recycling Center with one located in neighboring Lafayette that residents and businesses can use.

2030-RC-OSP (Commercial On-Site Pickup)

Current Status: SO - Selected and Ongoing	Program Start Year: 1993 Report Year Diversion Tons: 5448.00	Existed before 1990: No Selected in SRRE: Yes Owned or Operated: Yes
---	--	--

Jurisdiction Notes

2007: Walnut Creek has two programs providing on-site collection for local businesses. The small business program serves small businesses with one cubic or less of refuse per week with free collection service. Larger generators are served by a regional permitted recycling services. In 2007, the small business program diverted 306 tons of material and the permit system collectors diverted 5,142 tons of materials.

2040-RC-SFH (Commercial Self-Haul)

Current Status: AO - Alternative and Ongoing	Program Start Year: 1998 Report Year Diversion Tons: 4853.00	Existed before 1990: No Selected in SRRE: No Owned or Operated: Yes
--	--	---

Jurisdiction Notes

2007: Yellow Page ads are placed in local phone directories to promote recycling options for C&D materials. Walnut Creek continues to distribute the updated "Builder's Guide to Reuse and Recycling" at the town's construction permit desk.

2050-RC-SCH (School Recycling Programs)

Current Status: SO - Selected and Ongoing	Program Start Year: 1990	Existed before 1990: Yes
	Report Year Diversion Tons: 118.00	Selected in SRRE: Yes
		Owned or Operated: Yes

Jurisdiction Notes

2007: Working with the CCCSWA, the City of Walnut Creek continued school outreach and assistance by offering Junkology Creative Reuse workshops to schools, continued Earth Team school video program. Continued to promote mixed paper, can and bottle recycling, and green waste collection to all schools.

2060-RC-GOV (Government Recycling Programs)

Current Status: SO - Selected and Ongoing	Program Start Year: 1989	Existed before 1990: Yes
	Report Year Diversion Tons: 0.00	Selected in SRRE: Yes
		Owned or Operated: Yes

Jurisdiction Notes

2007: Walnut Creek city government continues to recycle white paper, mixed paper, newspaper, cardboard, aluminum, tin, scrap metal, landscaping waste, motor oil, computers and batteries at the administrative offices, the corporation yard, recreation centers, senior facilities, and parks.

2070-RC-SNL (Special Collection Seasonal (regular))

Current Status: SO - Selected and Ongoing	Program Start Year: 1990	Existed before 1990: Yes
	Report Year Diversion Tons: 1333.00	Selected in SRRE: Yes
		Owned or Operated: Yes

Jurisdiction Notes

2007: The reuse collection program offers the opportunity for residents to set out materials for a reuse collector. These materials are donated to charitable organizations for resale and reuse. In 2007, the materials accepted included: clothing, household goods, bicycles, electronics, small furnishing items, and sporting goods.

3000-CM-RCG (Residential Curbside Greenwaste Collection)

Current Status: SO - Selected and Ongoing	Program Start Year: 1990	Existed before 1990: Yes
	Report Year Diversion Tons: 12318.00	Selected in SRRE: Yes
		Owned or Operated: Yes

Jurisdiction Notes

2007: In 2007, 12,318 tons of residential greenwaste was collected for composting and use as ADC.

3010-CM-RSG (Residential Self-haul Greenwaste)

Current Status: SO - Selected and Ongoing

Program Start Year: 1996

Report Year Diversion Tons: 0.00

Existed before 1990: No

Selected in SRRE: Yes

Owned or Operated: Yes

Jurisdiction Notes

2007: Residential self hauled greenwaste continued to be collected from residents and their contractors at the Walnut Creek recycling center during 2007.

3020-CM-COG (Commercial On-Site Greenwaste Pick-up)

Current Status: SO - Selected and Ongoing

Program Start Year: 1993

Report Year Diversion Tons: 0.00

Existed before 1990: No

Selected in SRRE: Yes

Owned or Operated: Yes

Jurisdiction Notes

2007: Through the CCCSWA managed franchises, businesses and government continue to receive green waste collection service upon request.

3030-CM-CSG (Commercial Self-Haul Greenwaste)

Current Status: SO - Selected and Ongoing

Program Start Year: 1990

Report Year Diversion Tons:
163.00

Existed before 1990: Yes

Selected in SRRE: Yes

Owned or Operated: Yes

Jurisdiction Notes

2007: Residential and contractor green waste continued to be dropped off at the Walnut Creek recycling center. Disposal was primarily landscaper self haul.

3040-CM-FWC (Food Waste Composting)

Current Status: AO - Alternative and Ongoing

Program Start Year: 1999

Report Year Diversion Tons: 0.00

Existed before 1990: No

Selected in SRRE: Yes

Owned or Operated: No

Jurisdiction Notes

2007: Walnut Creek did not have a food waste collection/composting program in 2007. Due to insufficient capacity at the Newby Island Compost Facility, the residential program serving the Lamorinda communities could not be expanded to Walnut Creek. A commercial food waste collection pilot was started in Walnut Creek in 2008.

3050-CM-SCH (School Composting Programs)

Current Status: AO - Alternative and Ongoing

Program Start Year: 2001

Report Year Diversion Tons: 0.00

Existed before 1990: No

Selected in SRRE: No

Owned or Operated: Yes

Jurisdiction Notes

2007: As part of the overall CCCSWA school outreach program, Walnut Creek schools are encouraged to compost their garden and landscape waste onsite. The CCCSWA anticipates starting a commercial food waste collection program that will serve schools when implemented

3060-CM-GOV (Government Composting Programs)

Current Status: SO - Selected and Ongoing	Program Start Year: 1997	Existed before 1990: No
	Report Year Diversion Tons: 0.00	Selected in SRRE: Yes
		Owned or Operated: Yes

Jurisdiction Notes

2007: Walnut Creek city government does not conduct formal composting of greenwaste generated within public areas. It does maintain a "mulch pile" of shredded green/wood waste materials to use as a mulch and for mud abatement.

4020-SP-TRS (Tires)

Current Status: SO - Selected and Ongoing	Program Start Year: 1990	Existed before 1990: Yes
	Report Year Diversion Tons: 0.00	Selected in SRRE: Yes
		Owned or Operated: Yes

Jurisdiction Notes

2007: Local tires shops continue to accept used tires for reprocessing and appropriate disposal.

4030-SP-WHG (White Goods)

Current Status: SO - Selected and Ongoing	Program Start Year: 1990	Existed before 1990: Yes
	Report Year Diversion Tons: 0.00	Selected in SRRE: Yes
		Owned or Operated: Yes

Jurisdiction Notes

2007: Distribution of the Contra Costa County Reuse and Recycling Guide, which lists white goods recyclers, continued in 2007.

4040-SP-SCM (Scrap Metal)

Current Status: SO - Selected and Ongoing	Program Start Year: 1990	Existed before 1990: Yes
	Report Year Diversion Tons: 78.90	Selected in SRRE: Yes
		Owned or Operated: Yes

Jurisdiction Notes

2007: White goods are included with scrap metal collected at the Martinez Transfer Station (MTS) for recycling.

4050-SP-WDW (Wood Waste)

Current Status: SO - Selected and Ongoing

Program Start Year: 1990
Report Year Diversion Tons: 0.00Existed before 1990: Yes
Selected in SRRE: Yes
Owned or Operated: Yes**Jurisdiction Notes**

2007: Wood waste is recovered from C&D loads received at the Martinez Transfer facility via self haul or debris box and from materials brought to the Walnut Creek Recycling center by contractors. Wood waste, if untreated, was sent for use as biomass fuel. Treated wood is used as ADC at Keller Canyon Landfill.

4060-SP-CAR (Concrete/Asphalt/Rubble)

Current Status: SO - Selected and Ongoing

Program Start Year: 1990
Report Year Diversion Tons: 0.00Existed before 1990: Yes
Selected in SRRE: Yes
Owned or Operated: Yes**Jurisdiction Notes**

2007: The City of Walnut Creek encourages recycling of inerts from capital improvement projects at local processing facilities. The city promotes inerts recycling in Builder's Guide to Reuse and Recycling, website and telephone book ads.

4090-SP-RND (Rendering)

Current Status: AO - Alternative and Ongoing

Program Start Year: 1998
Report Year Diversion Tons: 0.00Existed before 1990: No
Selected in SRRE: No
Owned or Operated: No**Jurisdiction Notes**

2007: Restaurants continued to use local tallow companies for collection and diversion of fats, oils, and other byproducts of food preparation. The CCCSWA and Walnut Creek will initiate a commercial food waste pilot program that will collect oil, fats, along with food waste from local restaurants.

5000-ED-ELC (Electronic (radio ,TV, web, hotlines))

Current Status: SO - Selected and Ongoing

Program Start Year: 1990
Report Year Diversion Tons: 0.00Existed before 1990: Yes
Selected in SRRE: Yes
Owned or Operated: Yes**Jurisdiction Notes**

2007: The Walnut Creek City website links to the CCCSWA website that offers battery collection, e-waste recycling, and reuse programs and information. The CCCSWA's "Diversions" newsletter is sent to W.C. residents who subscribe to residential refuse service and offers similar information.

5010-ED-PRN (Print (brochures, flyers, guides, news articles))

Current Status: SO - Selected and Ongoing

Program Start Year: 1990
Report Year Diversion Tons: 0.00Existed before 1990: Yes
Selected in SRRE: Yes
Owned or Operated: Yes

Jurisdiction Notes

2007: Regular monthly columns were published in Rossmoor News, Walnut Creek Journal, Danville Times, Lamorinda Sun edition of the Contra Costa Times, and Walnut Creek Magazine regarding waste reduction and recycling. Continued to distribute "Diversions" residential newsletter to all single family homes.

5020-ED-OUT (Outreach (tech assistance, presentations, awards, fairs, field trips))

Current Status: SO - Selected and Ongoing Program Start Year: 1990 Existed before 1990: Yes
Report Year Diversion Tons: 0.00 Selected in SRRE: Yes
Owned or Operated: Yes

Jurisdiction Notes

2007: The CCCSWA, on behalf of the City of Walnut Creek, conducted information and outreach tables at the Kaiser Hospital Earth Day Fair, Walnut Creek Farmers Market, Walnut Festival, and Spring and Fall Contra Costa home and garden shows.

5030-ED-SCH (Schools (education and curriculum))

Current Status: SO - Selected and Ongoing Program Start Year: 1990 Existed before 1990: Yes
Report Year Diversion Tons: 0.00 Selected in SRRE: Yes
Owned or Operated: Yes

Jurisdiction Notes

2007: The following programs were offered to Walnut Creek schools in 2007: *Wastebuster certification and re-certification program *Assemblies - ZunZun, Earthcapades, Earth Team *Workshops - Junkology, Composting, Paper making, Vermi-composting *Waste Audits *Presentations - Lunchtime, 4R's *Technical Assistance *Newsletter *Website. As new programs became available for recycling at schools, ongoing discussions, meetings and correspondence with custodians, principals, teachers and district facilities were conducted to present recommendations for implementing service and improving diversion. New services were incorporated as appropriate into the Wastebuster certification and re-certification program.

6010-PI-EIN (Economic Incentives)

Current Status: SO - Selected and Ongoing Program Start Year: 1990 Existed before 1990: Yes
Report Year Diversion Tons: 0.00 Selected in SRRE: Yes
Owned or Operated: Yes

Jurisdiction Notes

2007: Continued use of progressive rate structure, discounted garbage rate for certified home composters, subsidized home composting bins electric mulching mowers, and yard waste chipper/shredders.

6020-PI-ORD (Ordinances)

Current Status: AO - Alternative and Ongoing Program Start Year: 1993 Existed before 1990: No
Report Year Diversion Tons: 0.00 Selected in SRRE: No
Owned or Operated: Yes

Jurisdiction Notes

2007: Environmental Purchasing Policy (EPP) - A "model" EPP has been developed by the CCCSWA and City of Walnut Creek. This model is under final review by senior management at the City of Walnut Creek and policy adoption is anticipated by May 2009. A copy of this model policy is available for CIWMB staff review. C&D Ordinance Revisions - CCCSWA and member city staff members reviewed existing C&D Ordinances. Review

revealed inconsistencies between cities on thresholds that trigger ordinance compliance, deposit requirements, and how penalties are levied. Furthermore, staff review revealed weaknesses in how contractors are required to report diverted weight on their project Waste management Plans. Based on these findings, the C&D ordinance working group has developed revisions for existing ordinances that remove the inconsistencies and replace them with new threshold, deposit, and penalty requirements that will make all CCCSWA member city C&D ordinances more uniform, and easier to administer. Furthermore, CCCSWA member cities will join a regional movement in the Bay Area to certify C&D processing facilities for their ability to recover recyclable C&D waste and require contractors to use these facilities. These changes have been sent to the City of Walnut Creek staff for review and revision of their existing ordinance. A copy of proposed changes for the C&D Ordinances is available for CIWMB staff review.

7000-FR-MRF (MRF)

Current Status: SO - Selected and Ongoing	Program Start Year: 1993 Report Year Diversion Tons: 20353.00	Existed before 1990: No Selected in SRRE: Yes Owned or Operated: Yes
---	---	--

Jurisdiction Notes

2007: Materials continued to be taken to Pacific Rim and Davis Street Transfer Station for processing.

7010-FR-LAN (Landfill)

Current Status: AO - Alternative and Ongoing	Program Start Year: 2000 Report Year Diversion Tons: 0.00	Existed before 1990: No Selected in SRRE: No Owned or Operated: No
--	--	--

Jurisdiction Notes

2007: Walnut Creek continues to use Keller Canyon Landfill. All diversion programs associated with the landfill occur at the Martinez Transfer Station.

7020-FR-TST (Transfer Station)

Current Status: SO - Selected and Ongoing	Program Start Year: 1995 Report Year Diversion Tons: 8856.00	Existed before 1990: No Selected in SRRE: Yes Owned or Operated: No
---	--	---

Jurisdiction Notes

2007: Walnut Creek takes their materials to the Martinez Transfer Station(MTS). The MTS accepts wallboard, clean wood, asphalt, concrete, soil, metals, and cardboard, all of which were diverted when possible.

7030-FR-CMF (Composting Facility)

Current Status: SO - Selected and Ongoing	Program Start Year: 1993 Report Year Diversion Tons: 6159.00	Existed before 1990: No Selected in SRRE: Yes Owned or Operated: No
---	--	---

Jurisdiction Notes

2007: Per franchise agreement, fifty percent or more of Walnut Creek green waste must composted. In 2007, green waste was sent to CCL Organics, Gilton Compost Facility, and Grover Compost Facility.

7040-FR-ADC (Alternative Daily Cover)

Current Status: AO - Alternative and Ongoing	Program Start Year: 1998	Existed before 1990: No
	Report Year Diversion Tons: 14067.00	Selected in SRRE: No
		Owned or Operated: No

Jurisdiction Notes

2007: Walnut Creek continues to send greenwaste, wood, and inert C&D materials for use as ADC at Keller Canyon landfill.

8010-TR-BIO (Biomass)

Current Status: AO - Alternative and Ongoing	Program Start Year: 1998	Existed before 1990: No
	Report Year Diversion Tons: 0.00	Selected in SRRE: No
		Owned or Operated: No

Jurisdiction Notes

2007: C&D materials collected by Waste Management are separated at Davis Street Transfer Station and processed at their C&D MRF. Wood waste resulting from this processing is delivered to the Tracy Biomass Plant.

8020-TR-TRS (Tires)

Current Status: AO - Alternative and Ongoing	Program Start Year: 1995	Existed before 1990: No
	Report Year Diversion Tons: 0.00	Selected in SRRE: No
		Owned or Operated: No

Jurisdiction Notes

2007: No tires are used for transformation.

9000-HH-PMF (Permanent Facility)

Current Status: SO - Selected and Ongoing	Program Start Year: 1990	Existed before 1990: Yes
	Report Year Diversion Tons: 0.00	Selected in SRRE: Yes
		Owned or Operated: No

Jurisdiction Notes

2007: The Central Contra Costa Sanitary District HHW facility continues to be the primary public disposal facility for hazardous materials. Walnut Creek Recycling Center also collected used motor oil and antifreeze.

9010-HH-MPC (Mobile or Periodic Collection)

Current Status: SO - Selected and Ongoing	Program Start Year: 1990	Existed before 1990: Yes
	Report Year Diversion Tons: 0.00	Selected in SRRE: Yes
		Owned or Operated: Yes

Jurisdiction Notes

2007: No mobile or periodic collection events were sponsored by Walnut Creek.

9020-HH-CSC (Curbside Collection)

Current Status: SO - Selected and Ongoing

Program Start Year: 1990
Report Year Diversion Tons:
651.60Existed before 1990: Yes
Selected in SRRE: Yes
Owned or Operated: No**Jurisdiction Notes**

2007: Weekly collection of used oil and filters, as part of residential curbside collection, continued in 2007. 652 gallons were collected in 2007.

9030-HH-WSE (Waste Exchange)

Current Status: AO - Alternative and Ongoing

Program Start Year: 1997
Report Year Diversion Tons: 0.00Existed before 1990: No
Selected in SRRE: No
Owned or Operated: No**Jurisdiction Notes**

2007: Central Contra Costa Sanitary District's permanent facility continued to provide recyclable hazardous waste exchange for selected materials, including latex paints, fertilizer, and household cleaning agents.

9040-HH-EDP (Education Programs)

Current Status: SO - Selected and Ongoing

Program Start Year: 1990
Report Year Diversion Tons: 0.00Existed before 1990: Yes
Selected in SRRE: Yes
Owned or Operated: Yes**Jurisdiction Notes**

2007: No Change

9045-HH-EWA (Electronic Waste)

Current Status: AO - Alternative and Ongoing

Program Start Year: 2001
Report Year Diversion Tons: 76.50Existed before 1990: No
Selected in SRRE: No
Owned or Operated: No**Jurisdiction Notes**

2007: E-waste was collected curbside as part of the periodic reuse collection program. These materials are taken to the Direct Computer Disposal in Hayward for processing.

9050-HH-OTH (Other HHW)

Current Status: SO - Selected and Ongoing

Program Start Year: 1996
Report Year Diversion Tons: 4.58Existed before 1990: No
Selected in SRRE: Yes
Owned or Operated: Yes**Jurisdiction Notes**

2007: Walnut Creek collected 4.6 tons of used household batteries through drop off at a local hardware and drug stores.

Annual Report Summary: Walnut Creek (2008)

This Annual Report Summary is an official record of your CalRecycle Electronic Annual Report submission, except for your Venue/Event section information, which is contained in a separate report. You may reach that section from the Electronic Annual Report's left navigation bar.

Before submitting your report to CalRecycle, please take the time to review everything on this page to confirm it is complete and correct. If you need to modify some information, close this window to return to the Electronic Annual Report to make your corrections. Then, preview the report again.

Summary Generated On: Tuesday, February 04, 2014 at 11:23 AM

Summary Jurisdiction: Walnut Creek Report Year 2008 Filed: Report Status: Supervisor Reviewed	Jurisdiction Contact Jurisdiction Bart Carr Contact: Address: 1850 Mt Diablo Blvd Ste 320 Walnut Creek, CA 94596 Phone (925) 906-1801 Number: Fax Number: Email bart@wastediversion.org Address: Update http://www.calrecycle.ca.gov/LGCentral/Contacts/ContactChg.htm Contact Info:
Submitted Information Date Friday, July 31, 2009 at Report 10:05 AM Submitted: Report PAUL MORSEN Submitted (paul@wastediversion.org) By:	

Disposal Rate Calculation	
Definition of Terms	
<p>Reporting-Year Disposal Amount (tons) – defaults to the total tonnage disposed in the Reporting-Year by a jurisdiction as reported to the Disposal Reporting System (DRS). Disposal contains all jurisdiction waste that was disposed in CA landfills, transformation facilities, and exported out-of-state. Any changes will require you submit a Reporting Year Disposal Modification Certification Sheet (PDF). See User's Guide or contact LAMD representative if uncertain.</p> <p>Disposal Reduction Credits – the EAR calculator will subtract these credits from your requested total in the Reporting-Year Disposal Amount field. Requesting credits will require you submit a Reporting Year Disposal Modification Certification Sheet (PDF). Descriptions of these credits can be found on that sheet. See EAR User's Guide or contact LAMD representative if uncertain.</p> <p>Reporting-Year Transformation Waste (tons) – defaults to the total tonnage of waste sent in the Reporting-Year by a jurisdiction to a CalRecycle-permitted transformation facility as reported to the Disposal Reporting System (DRS). Transformation is factored into the Per Capita rate only, and is not deductible. To eliminate the Per Capita credit for transformation tonnage, change the <i>Reporting-Year Transformation Waste (tons)</i> number to 0.00.</p> <p>Reporting-Year Population – January 1st estimate of the number of inhabitants occupying a jurisdiction in the Reporting-Year as prepared by the California Department of Finance (DOF)</p> <p>Reporting-Year Employment – the estimate of the annual average number of employees by jurisdiction in the Reporting-Year as prepared by the California Employment Development Department (EDD)</p> <p>Additional Definitions – for additional definitions and/or acronym descriptions, see the LGCentral Glossary.</p>	
Reporting-Year Disposal Amount (tons):	64,860.90
Disposal Reduction Credits (Reported):	
Disaster Waste (tons):	0.00
Medical Waste (tons):	0.00
Regional Diversion Facility Residual Waste (tons):	0.00
C&D Waste (tons):	0.00
Class II Waste (tons):	0.00
Out-of-State Export (Diverted) (tons):	0.00
Other Disposal Amount (tons):	0.00
Total Disposal Reduction Credit Amount (tons):	0

Total Adjusted Reporting-Year Disposal Amount (tons):	64,861.00
Reporting-Year Transformation Waste (tons):	00.00
Reporting-Year Population:	65,266
Reporting-Year Employment:	54,134

Reporting-Year Calculation Results (Per Capita)

	<u>Population</u>		<u>Employment</u>	
	<u>Target</u>		<u>Annual</u>	
Disposal Rate without Transformation(pounds/person/day):	5.4		6.6	
Transformation Rate (pounds/person/day):	1.1	0.0	1.4	0.0
The Calculated Disposal Rate (pounds/person/day):	5.5	5.4	6.8	6.6

Calculation Factors

If any boxes are checked, please complete, and sign the [Reporting Year Disposal Modification Certification Sheet](#) and mail, e-mail or FAX to CalRecycle within 7 business days of submitting your report. If you are only claiming report-year disposal deductions for waste transported to a certified Transformation facility, you do not need to fill out the certification request.

Although you will be able to submit your electronic Annual Report without completing this sheet, your Annual Report will not be deemed complete until this sheet is completed and received by CalRecycle. Contact your [LAMD representative](#) for details.

<input type="checkbox"/>	Alternative disposal tonnage
<input type="checkbox"/>	Deductions to DRS disposal tonnage

Questions and Responses

Rural Petition for Reduction in Requirements

Rural Petition For Reduction

- 1. Question:** Was your jurisdiction granted a rural Petition for Reduction by the CIWMB?
For more information regarding Rural Petition For Reduction, go to [Rural Solid Waste Diversion Home Page](#).
- Response**
No.

Disposal Rate Accuracy

Disposal Rate Accuracy

- 1. Question:** Are there extenuating circumstances pertaining to your jurisdiction's disposal rate that the Board should consider, as authorized by the [Public Resources Code Section 41821\(c\)](#)? If you wish to attach additional information to your annual report, please send those items or electronic files to your LAMD representative; include a brief description of those files below. If so, please use the space below to tell the Board.
- Response**
No.

Planning Documents Assessment

Source Reduction and Recycling Element (SRRE)

1. Question: Does the SRRE need to be revised?

Response

No.

Household Hazardous Waste Element (HHWE)

2. Question: Does the HHWE need to be revised?

Response

No.

Non-Disposal Facility Element (NDFE)

3. Question: Describe below any changes in the use of nondisposal facilities, both existing and planned (e.g., is the jurisdiction using a different facility within or outside of the jurisdiction, has a facility closed, is a new one being planned).

Response

No response has been entered

Non-Disposal Facility Element (NDFE)

4. Question: Are there currently any nondisposal facilities that require a solid waste facility permit located (or planned to be sited) in your jurisdiction that are not identified in your NDFE?

Response

No.

Areas of Concern / Conditional Approvals

Areas of concern

1. Question: Did the Board require your jurisdiction to address any areas of concern when determining the adequacy of your solid waste planning documents, or any of their elements?

Response

No.

Conditional approvals

2. Question: Did the Board give conditional approval to any of your solid waste planning documents, or any of their elements?

Response

No.

Additional Information

Additional Information

1. Question: Is there anything else you would like to tell the CIWMB about unique or innovative efforts by your jurisdiction to reduce waste generation and increase diversion, about your jurisdiction's public education efforts, or about specific obstacles to reaching your jurisdiction's diversion goal? If you wish to attach additional information to your annual report, please send those items or electronic files to your LAMD representative and include a brief description of those files below.

Response

Yes. In response to the Board's GFE assessment as part of the 2005-06 Biannual Review, the City of Walnut Creek, working with CCCSWA staff, have accomplished the following: - Development of a Model EPP that will be adopted by the City Manager for implementation in city government operations later in 2009. - Assisting in development of a Model Construction & Demolition (C&D) Ordinance and adopting key elements of the model into Walnut Creek's existing ordinance. - Participation in a regional effort to certify C&D recovery facilities to increase diversion of C&D waste and improve documentation of diversion. - Support of the CCCSWA Commercial Food Waste Pilot Program.

SRRE and HHWE Diversion Programs**1000-SR-XGC (Xeriscaping/Grasscycling)**

Current Status: SO - Selected and Ongoing

Program Start Year: 1990
Report Year Diversion Tons:
549.00Existed before 1990: Yes
Selected in SRRE: Yes
Owned or Operated: Yes

Selected Program Details: Grasscycling

Jurisdiction Notes

2008: Walnut Creek continues ongoing grasscycling in public parks and civic areas encompassing approximately 90 acres. Walnut Creek also promotes grasscycling through instruction in compost workshops and informational handouts at special events and the Walnut Creek Farmers Market.

1010-SR-BCM (Backyard and On-Site Composting/Mulching)

Current Status: SO - Selected and Ongoing

Program Start Year: 1990
Report Year Diversion Tons:
640.00Existed before 1990: Yes
Selected in SRRE: Yes
Owned or Operated: Yes**Jurisdiction Notes**

2008: Walnut Creek participates in a regional program that offers free instructional workshops, free DVD videos (available on loan), reduced cost compost bins (Biostack and Earth machine) and home composter certification with \$1.50 rate reduction. A total of 376 compost bins were sold to residents in 2008. The \$1.50/month garbage rate reduction continued with a total of 1,615 W.C. residents participating.

1020-SR-BWR (Business Waste Reduction Program)

Current Status: SO - Selected and Ongoing

Program Start Year: 1990
Report Year Diversion Tons: 0.00Existed before 1990: Yes
Selected in SRRE: Yes
Owned or Operated: Yes**Jurisdiction Notes**

2008: Local retail stores use reusable bins and/or pallets for shipping/receiving inventory from distribution centers. Local groceries donate food to local charities. Local businesses use email to reduce paper waste and make duplex copies when copying. Many local businesses either encourage use or sell reusable metal water bottles or coffee cups to reduce waste.

1030-SR-PMT (Procurement)

Current Status: SO - Selected and Ongoing

Program Start Year: 1992
Report Year Diversion Tons: 0.00Existed before 1990: Yes
Selected in SRRE: Yes
Owned or Operated: Yes

Jurisdiction Notes

2008: Walnut Creek city staff assisted CCCSWA staff in creating a new EPP that would serve Walnut Creek needs and become a model for other CCCSWA member cities. Work began on the EPP in October 2008 and W.C. staff expects adoption in July 2009.

1040-SR-SCH (School Source Reduction Programs)

Current Status: AO - Alternative and Ongoing Program Start Year: 2000 Existed before 1990: No
Report Year Diversion Tons: 0.00 Selected in SRRE: No
Owned or Operated: Yes

Jurisdiction Notes

2008: Waste reduction and recycling activities continue within the Walnut Creek and Mt Diablo School Districts in Walnut Creek. The "Waste Buster" Certification Program is used to set up and support classroom waste reduction and recycling activities and educational presentations for local schools. Garden composting and grasscycling are two methods use at most schools. Educators also reuse paper (backsides) and make duplex copies to reduce paper waste.

1050-SR-GOV (Government Source Reduction Programs)

Current Status: SO - Selected and Ongoing Program Start Year: 1992 Existed before 1990: Yes
Report Year Diversion Tons: 0.00 Selected in SRRE: Yes
Owned or Operated: Yes

Jurisdiction Notes

2008: Walnut Creek uses city park/facility grasscycling, office duplex copying, emails, reusable cups, plates, and utensils in breakrooms, and concrete and dirt reuse to reduce waste

1060-SR-MTE (Material Exchange, Thrift Shops)

Current Status: SO - Selected and Ongoing Program Start Year: 1990 Existed before 1990: Yes
Report Year Diversion Tons: 0.00 Selected in SRRE: Yes
Owned or Operated: Yes

Jurisdiction Notes

2008: Walnut Creek is supported by East Bay Depot for Creative Reuse, St. Vincent de Paul, and Pacific Rim Recycling for drop off and curbside collection of household reusable items each quarter.

2000-RC-CRB (Residential Curbside)

Current Status: SO - Selected and Ongoing Program Start Year: 1989 Existed before 1990: Yes
Report Year Diversion Tons: 19730.00 Selected in SRRE: Yes
Owned or Operated: Yes

Selected Program Details: Multi-family residences | Single-family residences | Commingled (Single-stream) | Glass | Metal | Miscellaneous paper (includes phone books, catalogs, magazines and other paper) | Newspaper | Office paper (white & colored ledger, computer paper, other office paper) | Plastic 1-2 | Plastic 3-7 | Uncoated corrugated cardboard and paper bags

Jurisdiction Notes

2008: Walnut Creek is served by single stream weekly curbside collection. 19,730 tons of comingled recyclables (not including green waste) was collected in 2008.

2010-RC-DRP (Residential Drop-Off)

Current Status: SO - Selected and Ongoing

Program Start Year: 1989
Report Year Diversion Tons:
220.00Existed before 1990: Yes
Selected in SRRE: Yes
Owned or Operated: Yes**Jurisdiction Notes**

2008: Walnut Creek residents are served by the recycling center/drop off located within Walnut Creek. The WCRC accepts mixed paper, cardboard, plastics (#1-5, #7), scrap wood, scrap metal and CRV containers. The Walnut Creek facility also accepts green waste. A total of 220 tons were collected from Walnut Creek residents.

2020-RC-BYB (Residential Buy-Back)

Current Status: SO - Selected and Ongoing

Program Start Year: 1989
Report Year Diversion Tons:
2232.00Existed before 1990: Yes
Selected in SRRE: Yes
Owned or Operated: Yes**Jurisdiction Notes**

2008: Walnut Creek has three certified buy back centers, one located within the Walnut Creek Recycling Center with one located in neighboring Lafayette that residents and businesses can use.

2030-RC-OSP (Commercial On-Site Pickup)

Current Status: SO - Selected and Ongoing

Program Start Year: 1993
Report Year Diversion Tons:
9822.00Existed before 1990: No
Selected in SRRE: Yes
Owned or Operated: Yes

Selected Program Details: Commingled (Single-stream) | Source separated | Film Plastic | Glass | Metal | Miscellaneous paper (includes phone books, catalogs, magazines and other paper) | Newspaper | Office paper (white & colored ledger, computer paper, other office paper) | Plastic 1-2 | Plastic 3-7 | Uncoated corrugated cardboard and paper bags

Jurisdiction Notes

2008: Walnut Creek has two programs providing on-site collection for local businesses. The small business program serves small businesses with one cubic or less of refuse per week with free collection service. Larger generators are served by a regional permitted recycling services. In 2008, the small business program diverted 312 tons of material and the permit system collectors diverted 9,510 tons of materials.

2040-RC-SFH (Commercial Self-Haul)

Current Status: AO - Alternative and Ongoing

Program Start Year: 1998
Report Year Diversion Tons:
4486.00Existed before 1990: No
Selected in SRRE: No
Owned or Operated: Yes**Jurisdiction Notes**

2008: Yellow Page ads are placed in local phone directories to promote recycling options for C&D materials. Walnut Creek continues to distribute the updated "Builder's Guide to Reuse and Recycling" at the town's construction permit desk.

2050-RC-SCH (School Recycling Programs)

Current Status: SO - Selected and Ongoing

Program Start Year: 1990
Report Year Diversion Tons:
238.00Existed before 1990: Yes
Selected in SRRE: Yes
Owned or Operated: Yes**Jurisdiction Notes**

2008: Walnut Creek and the CCCSWA supports district wide school recycling within the Walnut Creek School District and portions of the Mt Diablo School District. The "WasteBusters" program is used to set up recycling programs and offers special presentations. Currently, seven schools in the W.C. District have been certified as WasteBuster Schools.

2060-RC-GOV (Government Recycling Programs)

Current Status: SO - Selected and Ongoing

Program Start Year: 1989
Report Year Diversion Tons: 0.00Existed before 1990: Yes
Selected in SRRE: Yes
Owned or Operated: Yes**Jurisdiction Notes**

2008: Walnut Creek city government continues to recycle white paper, mixed paper, newspaper, cardboard, aluminum, tin, scrap metal, landscaping waste, motor oil, computers and batteries at the administrative offices, the corporation yard, recreation centers, senior facilities, and parks.

2070-RC-SNL (Special Collection Seasonal (regular))

Current Status: SO - Selected and Ongoing

Program Start Year: 1990
Report Year Diversion Tons:
258.00Existed before 1990: Yes
Selected in SRRE: Yes
Owned or Operated: Yes**Jurisdiction Notes**

2008: The reuse collection program offers the opportunity for residents to set out materials for a reuse collector. These materials are donated to charitable organizations for resale and reuse. In 2008, the materials accepted included: clothing, household goods, bicycles, electronics, small furnishing items, and sporting goods.

3000-CM-RCG (Residential Curbside Greenwaste Collection)

Current Status: SO - Selected and Ongoing

Program Start Year: 1990
Report Year Diversion Tons:
12139.00Existed before 1990: Yes
Selected in SRRE: Yes
Owned or Operated: Yes

Selected Program Details: Multi-Family | Single-Family

Jurisdiction Notes

2008: In 2008, 12,139 tons of residential greenwaste was collected for composting or use as ADC.

3010-CM-RSG (Residential Self-haul Greenwaste)

Current Status: SO - Selected and Ongoing

Program Start Year: 1996
Report Year Diversion Tons:
287.00Existed before 1990: No
Selected in SRRE: Yes
Owned or Operated: Yes

Jurisdiction Notes

2008: Residential self hauled greenwaste continued to be collected from residents and their contractors at the Walnut Creek recycling center during 2008.

3020-CM-COG (Commercial On-Site Greenwaste Pick-up)

Current Status: SO - Selected and Ongoing	Program Start Year: 1993	Existed before 1990: No
	Report Year Diversion Tons: 0.00	Selected in SRRE: Yes
		Owned or Operated: Yes

Jurisdiction Notes

2008: Through the CCCSWA permit recycling program, businesses and government continue to receive green waste collection service upon request.

3030-CM-CSG (Commercial Self-Haul Greenwaste)

Current Status: SO - Selected and Ongoing	Program Start Year: 1990	Existed before 1990: Yes
	Report Year Diversion Tons: 0.00	Selected in SRRE: Yes
		Owned or Operated: Yes

Jurisdiction Notes

2008: Green waste drop off and disposal locations at Walnut Creek Recycling Center, Martinez Transfer and Recovery Facility, Pittsburg Transfer Station, and CCL Organics in Benicia.

3040-CM-FWC (Food Waste Composting)

Current Status: AO - Alternative and Ongoing	Program Start Year: 1999	Existed before 1990: No
	Report Year Diversion Tons: 44.00	Selected in SRRE: Yes
		Owned or Operated: No

Jurisdiction Notes

2008: Walnut Creek Restaurants and grocery stores participate in a new pilot program testing collection of food waste. Collected materials are taken to the EBMUD water treatment facility for digestion. No residential food waste was collected in 2008. The pilot program began in November and collected 44 tons in 2008.

3050-CM-SCH (School Composting Programs)

Current Status: AO - Alternative and Ongoing	Program Start Year: 2001	Existed before 1990: No
	Report Year Diversion Tons: 0.00	Selected in SRRE: No
		Owned or Operated: Yes

Jurisdiction Notes

2008: As part of the overall CCCSWA school outreach program, Walnut Creek schools are encouraged to compost their garden and landscape waste onsite. Currently, three schools actively have composting as part of their school garden projects (Murwood, Buena Vista, Walnut schools). The CCCSWA started a commercial food waste collection program that currently serves one school in Walnut Creek (Buena Vista) and will serve others when expanded.

3060-CM-GOV (Government Composting Programs)

Current Status: SO - Selected and Ongoing

Program Start Year: 1997
Report Year Diversion Tons: 0.00Existed before 1990: No
Selected in SRRE: Yes
Owned or Operated: Yes**Jurisdiction Notes**

2008: Walnut Creek city government does not conduct formal composting of greenwaste generated within public areas. It does maintain a "mulch pile" of shredded green/wood waste materials to use as a mulch and for mud abatement.

4020-SP-TRS (Tires)

Current Status: SO - Selected and Ongoing

Program Start Year: 1990
Report Year Diversion Tons: 13.78Existed before 1990: Yes
Selected in SRRE: Yes
Owned or Operated: Yes**Jurisdiction Notes**

2008: Tires are collected at the Contra Costa Transfer & Recovery Facility for recycling by Lakin Facility.

4030-SP-WHG (White Goods)

Current Status: SO - Selected and Ongoing

Program Start Year: 1990
Report Year Diversion Tons: 0.00Existed before 1990: Yes
Selected in SRRE: Yes
Owned or Operated: Yes**Jurisdiction Notes**

2008: Vendors delivering new product collect old appliance for recycling and drop-off at the Contra Costa Transfer & Recovery Facility.

4040-SP-SCM (Scrap Metal)

Current Status: SO - Selected and Ongoing

Program Start Year: 1990
Report Year Diversion Tons: 65.34Existed before 1990: Yes
Selected in SRRE: Yes
Owned or Operated: Yes**Jurisdiction Notes**

2008: Drop off collection at the Contra Costa Transfer & Recycling Facility.

4050-SP-WDW (Wood Waste)

Current Status: SO - Selected and Ongoing

Program Start Year: 1990
Report Year Diversion Tons: 0.00Existed before 1990: Yes
Selected in SRRE: Yes
Owned or Operated: Yes**Jurisdiction Notes**

2008: Wood waste is recovered from C&D loads received at the Martinez Transfer facility via self haul or debris box and from materials brought to the Walnut Creek Recycling center by contractors. Wood waste, if untreated, was sent for use as biomass fuel. Treated wood is used as ADC at Keller Canyon Landfill. Local tree services make free wood chips available to businesses and homeowners (many have a back log of requests). Walnut Creek uses ground up wood as mulch on city parks and trails.

4060-SP-CAR (Concrete/Asphalt/Rubble)

Current Status: SO - Selected and Ongoing	Program Start Year: 1990	Existed before 1990: Yes
	Report Year Diversion Tons: 1864.00	Selected in SRRE: Yes
		Owned or Operated: Yes

Selected Program Details: Asphalt Paving | Brick | Concrete/cement | Gypsum Board/drywall | Mixed C + D | Rock, soils and fines

Jurisdiction Notes

2008: Self haul C&D waste disposal at the Contra Costa Transfer facility was 1,864 tons.

4090-SP-RND (Rendering)

Current Status: AO - Alternative and Ongoing	Program Start Year: 1998	Existed before 1990: No
	Report Year Diversion Tons: 0.00	Selected in SRRE: No
		Owned or Operated: No

Jurisdiction Notes

2008: Restaurants continued to use local tallow companies for collection and diversion of fats, oils, and other byproducts of food preparation. The CCCSWA and Walnut Creek have started a commercial food waste pilot program that will collect oil, fats, along with food waste from local restaurants.

5000-ED-ELC (Electronic (radio ,TV, web, hotlines))

Current Status: SO - Selected and Ongoing	Program Start Year: 1990	Existed before 1990: Yes
	Report Year Diversion Tons: 0.00	Selected in SRRE: Yes
		Owned or Operated: Yes

Jurisdiction Notes

2008: The Walnut Creek City website links to the CCCSWA website that offers battery collection, e-waste recycling, and reuse programs and information. The CCCSWA's "Divisions" newsletter is sent to W.C. residents who subscribe to residential refuse service and offers similar information.

5010-ED-PRN (Print (brochures, flyers, guides, news articles))

Current Status: SO - Selected and Ongoing	Program Start Year: 1990	Existed before 1990: Yes
	Report Year Diversion Tons: 0.00	Selected in SRRE: Yes
		Owned or Operated: Yes

Jurisdiction Notes

2008: News paper columns were published in Rossmoor News, Walnut Creek Journal, and Walnut Creek Magazine regarding waste reduction and recycling practices. Continued to distribute "Divisions" residential newsletter to all single family homes.

5020-ED-OUT (Outreach (tech assistance, presentations, awards, fairs, field trips))

Current Status: SO - Selected and Ongoing	Program Start Year: 1990	Existed before 1990: Yes
	Report Year Diversion Tons: 0.00	Selected in SRRE: Yes
		Owned or Operated: Yes

Jurisdiction Notes

2008: The City of Walnut Creek and CCCSWA conducted information and outreach tables at the Kaiser Hospital Earth Day Fair, Walnut Creek Farmers Market, Walnut Festival, and Walnut Creek Art & Wine Festival.

5030-ED-SCH (Schools (education and curriculum))

Current Status: SO - Selected and Ongoing Program Start Year: 1990 Existed before 1990: Yes
Report Year Diversion Tons: 0.00 Selected in SRRE: Yes
Owned or Operated: Yes

Jurisdiction Notes

2008: The following programs were offered to Walnut Creek schools: Wastebuster certification and re-certification program for three schools (Murwood, Buena Vista, and Walnut Creek Intermediate), Assemblies (ZunZun, Earthcapades), Composting/Vermicompost through the Compost in the Classroom program, waste audits and technical assistance.

6010-PI-EIN (Economic Incentives)

Current Status: SO - Selected and Ongoing Program Start Year: 1990 Existed before 1990: Yes
Report Year Diversion Tons: 0.00 Selected in SRRE: Yes
Owned or Operated: Yes

Selected Program Details: Discounts | Rebate | Variable can rate/Quantity based user fee

Jurisdiction Notes

2008: Continued use of progressive rate structure, discounted garbage rate for certified home composters, subsidized home composting bins electric mulching mowers, and yard waste chipper/shredders.

6020-PI-ORD (Ordinances)

Current Status: AO - Alternative and Ongoing Program Start Year: 1993 Existed before 1990: No
Report Year Diversion Tons: 0.00 Selected in SRRE: No
Owned or Operated: Yes

Selected Program Details: C & D ordinance | Recycled content procurement

Jurisdiction Notes

2008: A "model" EPP has been developed by the CCCSWA and City of Walnut Creek. This model was under final review by senior management at the City of Walnut Creek and EPP policy was approved by the CCCSWA Board for transmission to member cities in May 2009. C&D Ordinance Revisions – CCCSWA and Walnut Creek city staff members initiated review of existing C&D Ordinances in October, 2008. Review revealed inconsistencies between cities on thresholds that trigger ordinance compliance, deposit requirements, and how penalties are levied. Furthermore, staff review revealed weaknesses in how contractors are required to report diverted weight on their project Waste management Plans. Based on these findings, the C&D ordinance working group developed a new "model" ordinance with revisions that remove the inconsistencies. Walnut Creek, along with other CCCSWA member cities, will join a regional program to certify C&D processing facilities for their ability to recover recyclable C&D waste and require contractors to use these facilities. The model C&D ordinance was approved the CCCSWA Board at the June 2009 meeting.

7000-FR-MRF (MRF)

Current Status: SO - Selected and Ongoing Program Start Year: 1993 Existed before 1990: No
Report Year Diversion Tons: 0.00 Selected in SRRE: Yes
Owned or Operated: Yes

Jurisdiction Notes

2008: Materials continued to be taken to Pacific Rim and Davis Street Transfer Station for processing. Each facility guarantees a minimum 50% or greater diversion of materials.

7010-FR-LAN (Landfill)

Current Status: AO - Alternative and Ongoing	Program Start Year: 2000	Existed before 1990: No
	Report Year Diversion Tons: 0.00	Selected in SRRE: No
		Owned or Operated: No

Jurisdiction Notes

2008: Walnut Creek continues to use Keller Canyon Landfill. All diversion programs associated with the landfill occur at the Martinez Transfer Station.

7020-FR-TST (Transfer Station)

Current Status: SO - Selected and Ongoing	Program Start Year: 1995	Existed before 1990: No
	Report Year Diversion Tons: 6579.00	Selected in SRRE: Yes
		Owned or Operated: No

Jurisdiction Notes

2008: Walnut Creek uses the Martinez Transfer Station that accepts C&D waste, wood, asphalt, concrete, soil, green waste, metal, paper, and electronics for recovery.

7030-FR-CMF (Composting Facility)

Current Status: SO - Selected and Ongoing	Program Start Year: 1993	Existed before 1990: No
	Report Year Diversion Tons: 12139.00	Selected in SRRE: Yes
		Owned or Operated: No

Jurisdiction Notes

2008: In 2008, green waste was sent to CCL Organics, Gilton Compost Facility, and Grover Compost Facility.

7040-FR-ADC (Alternative Daily Cover)

Current Status: AO - Alternative and Ongoing	Program Start Year: 1998	Existed before 1990: No
	Report Year Diversion Tons: 3492.00	Selected in SRRE: No
		Owned or Operated: No

Jurisdiction Notes

2008: Walnut Creek continues to send greenwaste, wood, and inert C&D materials for use as ADC at Keller Canyon landfill.

8010-TR-BIO (Biomass)

Current Status: AO - Alternative and Ongoing	Program Start Year: 1998	Existed before 1990: No
	Report Year Diversion Tons: 0.00	Selected in SRRE: No
		Owned or Operated: No

Jurisdiction Notes

2008: No change.

8020-TR-TRS (Tires)

Current Status: AO - Alternative and Ongoing	Program Start Year: 1995	Existed before 1990: No
	Report Year Diversion Tons: 0.00	Selected in SRRE: No
		Owned or Operated: No

Jurisdiction Notes

2008: No Change.

9000-HH-PMF (Permanent Facility)

Current Status: SO - Selected and Ongoing	Program Start Year: 1990	Existed before 1990: Yes
	Report Year Diversion Tons: 110.00	Selected in SRRE: Yes
		Owned or Operated: No

Jurisdiction Notes

2008: The Central Contra Costa Sanitary District HHW facility continues to be the primary public disposal facility for hazardous materials. Walnut Creek Recycling Center also collected used motor oil and antifreeze.

9010-HH-MPC (Mobile or Periodic Collection)

Current Status: SO - Selected and Ongoing	Program Start Year: 1990	Existed before 1990: Yes
	Report Year Diversion Tons: 0.00	Selected in SRRE: Yes
		Owned or Operated: Yes

Jurisdiction Notes

2008: No mobile or periodic collection events were sponsored by Walnut Creek.

9020-HH-CSC (Curbside Collection)

Current Status: SO - Selected and Ongoing	Program Start Year: 1990	Existed before 1990: Yes
	Report Year Diversion Tons: 5.60	Selected in SRRE: Yes
		Owned or Operated: No

Jurisdiction Notes

2008: Weekly collection of used oil and filters, as part of residential curbside collection.

9030-HH-WSE (Waste Exchange)

Current Status: AO - Alternative and Ongoing	Program Start Year: 1997	Existed before 1990: No
	Report Year Diversion Tons: 0.00	Selected in SRRE: No
		Owned or Operated: No

Jurisdiction Notes

2008: Central Contra Costa Sanitary District's permanent facility continued to provide recyclable hazardous waste exchange for selected materials, including latex paints, fertilizer, and household cleaning agents.

9040-HH-EDP (Education Programs)

Current Status: SO - Selected and Ongoing

Program Start Year: 1990

Report Year Diversion Tons: 0.00

Existed before 1990: Yes

Selected in SRRE: Yes

Owned or Operated: Yes

Jurisdiction Notes

2008: The CCCSWA actively participated in educating the public about HHW and universal waste: through our website, newsletter, regular columns and articles, participation in the California Product Stewardship Council, and individual outreach efforts. Additionally, the CCCSWA now tracks and participates in legislation regarding HHW and Universal Waste.

9045-HH-EWA (Electronic Waste)

Current Status: AO - Alternative and Ongoing

Program Start Year: 2001

Report Year Diversion Tons: 3.00

Existed before 1990: No

Selected in SRRE: No

Owned or Operated: No

Jurisdiction Notes

2008: E-waste was collected curbside as part of the periodic reuse collection program and also at the Martinez Transfer Station.

9050-HH-OTH (Other HHW)

Current Status: SO - Selected and Ongoing

Program Start Year: 1996

Report Year Diversion Tons: 11.00

Existed before 1990: No

Selected in SRRE: Yes

Owned or Operated: Yes

Jurisdiction Notes

2008: Walnut Creek collected 11 tons of used household batteries through drop off at a local hardware and drug stores.

50% composting and 50% ADC by CCCSWA Contract

Exhibit 13 Walnut Creek Annual Reports from 2005 to 2008

	2005	2006 (food added)	2007 (food added)	2008 (food added)
Residential Green Waste Collected	14,517 tons	14,993 tons	12,318 tons	12,139 tons
Composting reported by WC	0 tons	0 tons	6,159 tons	12,139 tons
ADC reported by Walnut Creek	21,290 tons	21,314 tons	14,067 tons	3,492 tons
ADC reported by Keller Canyon	18,381 tons	13,172 tons	12,511 tons	12,525 tons
CCCSWA contract: 50% ADC	100% ADC	100% ADC	100% ADC	100% ADC
50% compost	0% composted	0% composted	50% composted	100% composted

Exhibit 14 Danville Annual Reports from 2005 to 2008

	2005	2006	2007	2008
Residential Green Waste Collected	12,268 tons	12,164 tons	11,864 tons	11,492 tons
Composting reported by Danville	0 tons	0 tons	5,932 tons	5,746 tons
ADC reported by Danville	11,605 tons	14,448 tons	10,841 tons	2,526 tons
ADC reported by Keller Canyon	11,300 tons	11,611 tons	10,410 tons	9,288 tons
CCCSWA contract: 50% ADC	95% ADC	100% ADC	88% ADC	81% ADC
50% compost	0% composted	0% composted	50% composted	50% composted

CalRecycle Electronic Model Annual Report Summary

For: Danville

2482

Report Submitted

Report Year: 2005

Submitted On: 3/15/2007

Submitted By:

Phone: () -

Jurisdiction Official Primary Contact (Current)

Contact Name	Email	Phone Number
Mike Doyle	mdoyle@ci.danville.ca.us	(925) 314-3329

LAMD Contact (Current)

JoAnn Jaschke	JoAnn.Jaschke@CalRecycle.ca.gov	(916) 341-6210
---------------	---------------------------------	----------------

Basic Information

Calculation Method: Adjustment Method

Petition for Rural Reduction: No

BioMass: No

Section A

A-1 Calculated Diversion Rate

Base-Year:	2000
Base-Year Generation Amount (tons):	65,197
Base-Year Residential Generation Rate:	68%
Reporting Year:	2005
Diversion Rate Requirement:	50%
Reporting-Year Disposal Amount (tons):	33,537

Reported Disaster Waste (tons):	0
Reported Medical Waste (tons):	0
Reported Regional Diversion Facility Residual Waste (tons):	0
Reported Out-of-State Export (Diverted) (tons):	0
Reported Transformation Waste (tons):	0
Reported Other Disposal Amount (tons):	0

Total Disposal Reduction Credit Amount Reported (tons):

Total Adjusted Reporting-Year Disposal Amount (tons):

33,537

	Source	Base-Year	Reporting Year	% Change
Population:	County	946,300	1,019,101	7.7%
Taxable Sales (x1000):	County	12,330,560	13,480,075	9.3%
Employment:	Industry	336,600	343,800	2.1%
Consumer Price Index:	Metropolitan	180.2	202.7	12.5%
Change in Residential Sector (%):			3.7%	Growth
Change in Non-Residential Sector (%):			-0.3%	Decline

CalRecycle Electronic Model Annual Report Summary

Estimated Reporting-Year Generation Tonnage: 66,757

Reporting-Year Diversion Rate (%): 50%

Diversion Rate Accuracy

Question:

1. Are there extenuating circumstances pertaining to your jurisdiction's diversion rate that CalRecycle should consider, as authorized by the Public Resources Code Section 41821(c). If so, please use the space below to tell CalRecycle. If you wish to attach additional information to your annual report, please send those items or electronic files to your LAMD representative; include a brief description of those files below.

Jurisdiction's response:

No response from Jurisdiction

A-2 Adjustment Factors

Adjustment Factor Used	Source of Adjustment Factor
Population: County	Not Required
Taxable Sales: County	Not Required
Employment: Industry	Not Required
Consumer Price Index: Metropolitan	Not Required

A-3 Calculation Method

Calculation Method	Required Form
1. Requesting correction to existing base year:	No
2. Requesting alternative disposal tonnage:	No
3. Requesting deductions to DRS disposal tonnage:	none
4. Requesting Biomass diversion credits:	No

Section B

B1 - SWGS needs revision:	No
B2 - SRRE needs revision:	No
B3 - HHWE needs revision:	No
B4 - NDFE	

Changes in use of nondisposal facilities: Approximately 50% of residential recyclables are now going to Pacific Rim Recycling Facility in Benicia for processing.

NDFE needs revision: No

Section C

C - 1 Existing SRRE and HHWE Programs

Program Code	Program Name	Owned and Op	Program Tons	Status	Reason(s)	Target Sector
1000-SR-XGC	Xeriscaping/Grasscycling	Y	1045.4	Alternative and Ongoing		All sectors

Additions to Program Notes: 2005: Collaborated and promoted "Bringing Back the Natives" garden tour as part of the mini-grant program. Tour promoted use of native plants to reduce water usage and plant waste and provided composting workshops.

1010-SR-BCM	Backyard and On-Site Composting/Mulching	Y	277.3	Selected and Ongoing		Residential
-------------	--	---	-------	----------------------	--	-------------

Additions to Program Notes: 2005: Provided Earth Tub composter to Athenian School for on-site composting of food waste through our mini-grant program.

CalRecycle Electronic Model Annual Report Summary

C - 1 Existing SRRE and HHWE Programs

Program Code	Program Name	Owned and Op	Program Tons	Status	Reason(s)	Target Sector
1020-SR-BWR	Business Waste Reduction Program	Y		Selected and Ongoing		Commercial, Industrial, Government, School
Additions to Program Notes: 2005: Continued participation and alliance with Contra Costa County Green Business Program. Performed waste audits as partner in program.						
1030-SR-PMT	Procurement	Y		Selected and Ongoing		Commercial, Industrial, Government
1040-SR-SCH	School Source Reduction Programs	Y		Alternative and Ongoing		School
1050-SR-GOV	Government Source Reduction Programs	Y		Selected and Ongoing		Government
1060-SR-MTE	Material Exchange, Thrift Shops	Y	139.4	Selected and Ongoing		All sectors
2000-RC-CRB	Residential Curbside	Y	8154.9	Selected and Ongoing		Residential
Additions to Program Notes: 2005: Rolled out single stream recycling collection to single family residents, with intent to increase diversion. Added winter collection day to reuse collection program (now twice per year).						
2010-RC-DRP	Residential Drop-Off	Y	203.5	Selected and Ongoing		Residential
2020-RC-BYB	Residential Buy-Back	Y		Selected and Ongoing		All sectors
2030-RC-OSP	Commercial On-Site Pickup	Y	4965.4	Selected and Ongoing		Commercial, Industrial, Government, School
Additions to Program Notes: 2005: Updated the "Contra Costa Builders' Guide to Reuse and Recycling" and distributed it throughout Contra Costa County. Conducted an audit of the amount of recyclables collected by businesses participating in the free small business recycling program to increase accuracy of data collection. Conducted waste audits of top-10 waste generators.						
2040-RC-SFH	Commercial Self-Haul	Y		Selected and Ongoing		Commercial, Industrial, Government, School
2050-RC-SCH	School Recycling Programs	Y		Selected and Ongoing		School
Additions to Program Notes: 2005: Began offering Junkology Creative Reuse workshops to schools. Continued Earth Team school video program. Increased budget to offer can and bottle recycling containers to all high schools. Provided Earth Tub composter to Athenian School for on-site composting of food waste through our mini-grant program.						

CalRecycle Electronic Model Annual Report Summary

C - 1 Existing SRRE and HHWE Programs

Program Code	Program Name	Owned and Op	Program Tons	Status	Reason(s)	Target Sector
2060-RC-GOV	Government Recycling Programs	Y		Alternative and Ongoing		Government
2070-RC-SNL	Special Collection Seasonal (regular)	Y	163.1	Selected and Ongoing		Residential
Additions to Program Notes: 2005: Added winter collection day to reuse collection program (now twice per year).						
3000-CM-RCG	Residential Curbside Greenwaste Collection	Y	12286.4	Selected and Ongoing		Residential
3010-CM-RSG	Residential Self-haul Greenwaste	Y	16.4	Selected and Ongoing		Residential
3020-CM-COG	Commercial On-Site Greenwaste Pick-up	Y		Alternative and Ongoing		Commercial, Industrial, Government, School
3030-CM-CSG	Commercial Self-Haul Greenwaste	Y		Selected and Ongoing		Commercial, Industrial, Government, School
3040-CM-FWC	Food Waste Composting	N	230.8	Alternative and Ongoing		Commercial
3050-CM-SCH	School Composting Programs	Y		Alternative and Ongoing		School
Additions to Program Notes: 2005: Increased efforts to encourage composting in local schools.						
3060-CM-GOV	Government Composting Programs	Y		Alternative and Ongoing		Government
4020-SP-TRS	Tires	Y		Selected and Ongoing		Residential, Commercial, Industrial
4030-SP-WHG	White Goods	Y		Selected and Ongoing		Residential
4040-SP-SCM	Scrap Metal	Y		Alternative and Ongoing		All sectors
4050-SP-WDW	Wood Waste	Y		Selected and Ongoing		All sectors
4060-SP-CAR	Concrete/Asphalt/Rubble	Y		Alternative and Ongoing		All sectors
Additions to Program Notes: 2005: Updated "Contra Costa County Builder's Guide to Reuse and Recycling" and distributed it throughout Contra Costa County.						

CalRecycle Electronic Model Annual Report Summary

C - 1 Existing SRRE and HHWE Programs

Program Code	Program Name	Owned and Op	Program Tons	Status	Reason(s)	Target Sector
4090-SP-RND	Rendering	N		Alternative and Ongoing		Commercial
5000-ED-ELC	Electronic (radio ,TV, web, hotlines)	Y		Selected and Ongoing		All sectors
5010-ED-PRN	Print (brochures, flyers, guides, news articles)	Y		Selected and Ongoing		All sectors
5020-ED-OUT	Outreach (tech assistance, presentations, awards, fairs, field trips)	Y		Selected and Ongoing		All sectors
Additions to Program Notes: 2005: Participated in John Muir Earth Day Event in Martinez.						
5030-ED-SCH	Schools (education and curriculum)	Y		Alternative and Ongoing		School
Additions to Program Notes: 2005: Began offering Junkology Creative Reuse workshops to schools.						
6010-PI-EIN	Economic Incentives	Y		Selected and Ongoing		Residential
6020-PI-ORD	Ordinances	Y		Selected and Ongoing		All sectors
7000-FR-MRF	MRF	Y		Selected and Ongoing		All sectors
7010-FR-LAN	Landfill	N	486.0	Alternative and Ongoing		All sectors
7020-FR-TST	Transfer Station	N	2839.9	Selected and Ongoing		All sectors
7030-FR-CMF	Composting Facility	N		Selected and Ongoing		All sectors
7040-FR-ADC	Alternative Daily Cover	N	11604.8	Alternative and Ongoing		All sectors
8010-TR-BIO	Biomass	N		Selected and Ongoing		
8020-TR-TRS	Tires	N		Alternative and Ongoing		All sectors
9000-HH-PMF	Permanent Facility	N		Selected and Ongoing		All sectors

CalRecycle Electronic Model Annual Report Summary

C - 1 Existing SRRE and HHWE Programs

Program Code	Program Name	Owned and Op	Program Tons	Status	Reason(s)	Target Sector
9010-HH-MPC	Mobile or Periodic Collection	Y		Selected and Ongoing		All sectors
9020-HH-CSC	Curbside Collection	N		Alternative and Ongoing		Residential
9030-HH-WSE	Waste Exchange	N		Alternative and Ongoing		Residential, Commercial
9040-HH-EDP	Education Programs	Y		Selected and Ongoing		All sectors
9045-HH-EWA	Electronic Waste	N	48.1	Alternative and Ongoing		
Additions to Program Notes: 2005: Collected ewaste curbside as part of a twice yearly reuse collection program.						
9050-HH-OTH	Other HHW	Y		Selected and Ongoing		Residential
Additions to Program Notes: 2005: Added winter collection day to reuse collection program (now twice per year). This program includes the collection of electronics and other universal waste.						

Section F

F1 - Areas of concern:

F2 - Conditional approvals:

CalRecycle Electronic Model Annual Report Summary

For: Danville

2772

Report Submitted

Report Year: 2006

Submitted On: 3/14/2008

Submitted By:

Phone: () -

Jurisdiction Official Primary Contact (Current)

Contact Name	Email	Phone Number
Mike Doyle	mdoyle@ci.danville.ca.us	(925) 314-3329

LAMD Contact (Current)

JoAnn Jaschke	JoAnn.Jaschke@CalRecycle.ca.gov	(916) 341-6210
---------------	---------------------------------	----------------

Basic Information

Calculation Method: Adjustment Method

Petition for Rural Reduction: No

BioMass: No

Section A

A-1 Calculated Diversion Rate

Base-Year:	2000
Base-Year Generation Amount (tons):	65,197
Base-Year Residential Generation Rate:	68%
Reporting Year:	2006
Diversion Rate Requirement:	50%
Reporting-Year Disposal Amount (tons):	37,059

Reported Disaster Waste (tons):	0
Reported Medical Waste (tons):	0
Reported Regional Diversion Facility Residual Waste (tons):	0
Reported Out-of-State Export (Diverted) (tons):	0
Reported Transformation Waste (tons):	0
Reported Other Disposal Amount (tons):	0

Total Disposal Reduction Credit Amount Reported (tons):

Total Adjusted Reporting-Year Disposal Amount (tons):

37,059

	Source	Base-Year	Reporting Year	% Change
Population:	County	946,300	1,030,732	8.9%
Taxable Sales (x1000):	County	12,330,560	13,867,661	12.5%
Employment:	Industry	336,600	349,100	3.7%
Consumer Price Index:	Metropolitan	180.2	209.2	16.1%
	Change in Residential Sector (%):		4.6%	Growth
	Change in Non-Residential Sector (%):		0.3%	Growth

CalRecycle Electronic Model Annual Report Summary

Estimated Reporting-Year Generation Tonnage: 67,302

Reporting-Year Diversion Rate (%): 45%

Diversion Rate Accuracy

Question:

1. Are there extenuating circumstances pertaining to your jurisdiction's diversion rate that CalRecycle should consider, as authorized by the Public Resources Code Section 41821(c). If so, please use the space below to tell CalRecycle. If you wish to attach additional information to your annual report, please send those items or electronic files to your LAMD representative; include a brief description of those files below.

Jurisdiction's response:

No response from Jurisdiction

A-2 Adjustment Factors

Adjustment Factor Used	Source of Adjustment Factor
Population: County	Not Required
Taxable Sales: County	Not Required
Employment: Industry	Not Required
Consumer Price Index: Metropolitan	Not Required

A-3 Calculation Method

		Required Form
1. Requesting correction to existing base year:	No	None
2. Requesting alternative disposal tonnage:	No	None
3. Requesting deductions to DRS disposal tonnage:	No	none
4. Requesting Biomass diversion credits:	No	None

Section B

B1 - SWGS needs revision:	No
B2 - SRRE needs revision:	No
B3 - HHWE needs revision:	No
B4 - NDFE	

Changes in use of nondisposal facilities:

NDFE needs revision: No

Section C

C - 1 Existing SRRE and HHWE Programs

Program Code	Program Name	Owned and Op	Program Tons	Status	Reason(s)	Target Sector
1000-SR-XGC	Xeriscaping/Grasscycling	Y		Alternative and Ongoing		All sectors

Additions to Program Notes: Promoted the "Bringing Back the Natives" garden tour. The tour promotes the use of native plants to reduce water usage and plant waste. Non-native plants aren't meant to grow here. They require water during the summer, need fertilizers in order to look good, and can harbor pests that require the use of chemicals to kill. Natives use less water, don't take a lot of soil preparation, attract beneficial insects that eat the pests, bring birds to your yard, and generally need much less maintenance through the year.

CalRecycle Electronic Model Annual Report Summary

C - 1 Existing SRRE and HHWE Programs

Program Code	Program Name	Owned and Op	Program Tons	Status	Reason(s)	Target Sector
1010-SR-BCM	Backyard and On-Site Composting/Mulching	Y		Selected and Ongoing		Residential
Additions to Program Notes: The compost bin subsidy for single-family residences continued in 2006. A total of 307 compost bins were sold to residents within the CCCSWA. The \$1.50/month garbage rate reduction and chipper/shredder rebate continued for registered home composters. A total of 1,512 residents in the CCCSWA took advantage of the subsidy.						
1020-SR-BWR	Business Waste Reduction Program	Y		Selected and Ongoing		Commercial, Industrial, Government, School
Additions to Program Notes: The City continued their alliance with the Contra Costa County Green Business Program in 2006. The partnership included a total of 20 waste audits performed throughout the CCCSWA.						
1030-SR-PMT	Procurement	Y		Selected and Ongoing		Commercial, Industrial, Government
Additions to Program Notes: CCCSWA staff continued to work with City staff to promote and encourage the procurement of recycled-content products. While the City does not have a formal Environmentally Preferable Purchasing Program in place, City departments actively participate in this program in informal ways.						
1040-SR-SCH	School Source Reduction Programs	Y		Alternative and Ongoing		School
Additions to Program Notes: A special emphasis was placed on continued diversion improvement for schools in all of the CCCSWA's jurisdictions using the Waste Buster Certification Program as incentive. Examples include use of voicemail for teacher to parent communication, letters to elected officials for support of recycling legislation, and school leadership focus groups designed to analyze and improve current source reduction, re-use, and recycling activities. A total of 45 public schools within the CCCSWA jurisdictions received technical assistance regarding source reduction, re-use, recycling and composting. Ten of which submitted applications and were awarded Waste Buster Certification status in 2006.						
1050-SR-GOV	Government Source Reduction Programs	Y		Selected and Ongoing		Government
Additions to Program Notes: CCCSWA staff continued to work with each member agency to reduce waste on an ongoing basis.						
1060-SR-MTE	Material Exchange, Thrift Shops	Y	148	Selected and Ongoing		All sectors
Additions to Program Notes: In 2006, there were 2 drop off centers in Danville. The Town had an ongoing partnership with East Bay Depot for Creative Reuse, St. Vincent de Paul, and Pacific Rim Recycling for collection of household reusable items.						
2000-RC-CRB	Residential Curbside	Y	8106	Selected and Ongoing		Residential
Additions to Program Notes: The curbside program continued with the same methodology and also continued to accept the same materials in 2006. At the end of the year approximately 14,000 multi-family units were participating in this program within the CCCSWA. There were 65 tons collected from the multi-family recycling program and 8,042 tons from single family recycling.						
2010-RC-DRP	Residential Drop-Off	Y		Selected and Ongoing		Residential

CalRecycle Electronic Model Annual Report Summary

C - 1 Existing SRRE and HHWE Programs

Program Code	Program Name	Owned and Op	Program Tons	Status	Reason(s)	Target Sector
Additions to Program Notes: Residents continued to take books to a book recycling drop-off station at the Walnut Creek Recycling Center. In 2006, 213 tons were collected from the San Ramon Recycling Center and 12 tons were collected from the Walnut Creek Recycling Center. All of the same drop off locations were still accepting materials in 2006. There were no new materials added for 2006.						
2020-RC-BYB	Residential Buy-Back	Y		Selected and Ongoing		All sectors
Additions to Program Notes: Walnut Creek Recycling Center and San Ramon Recycling Center still continue to provide buyback services to regional residents. There are a total of 10 other local buy back centers in the area that residents and businesses are able to take advantage of.						
2030-RC-OSP	Commercial On-Site Pickup	Y	5265	Selected and Ongoing		Commercial, Industrial, Government, School
Additions to Program Notes: An audit was conducted on the amount of recyclables collected by businesses participating in the free small business recycling program to increase accuracy of data collection. There were 146 tons collected from the small business and 5,265 from the commercial recycling program as a whole. These audits were conducted on the top-10 waste generators. In 2006, this program was expanded to accept film plastics.						
2040-RC-SFH	Commercial Self-Haul	Y		Selected and Ongoing		Commercial, Industrial, Government, School
Additions to Program Notes: Ads continued to be placed in local phone directories to encourage contractors to contact the CCCSWA for recycling options for their C&D debris. Updated the Builder's Guide to Reuse and Recycling. The primary target audience for this program in 2006 was contractors.						
2050-RC-SCH	School Recycling Programs	Y		Selected and Ongoing		School
Additions to Program Notes: Began offering Junkology Creative Reuse workshops to schools. Continued Earth Team school video program. Increased budget to offer can and bottle recycling containers to all high schools. Provided Earth Tub composter to Athenian School for on-site composting of food waste through our mini-grant program. A total of nine new schools in the CCCSWA's member agencies participated in the Junkology Workshop. Can and bottle recycling container spending per student increased from \$0.11 to \$0.35 for all schools.						
2060-RC-GOV	Government Recycling Programs	Y		Alternative and Ongoing		Government
Additions to Program Notes: The City continues to recycle white paper, mixed paper, newspaper, cardboard, aluminum, tin, scrap metal, landscaping waste, motor oil, computers and batteries at the administrative offices, the corporation yard, recreation centers, senior facilities, and parks.						

CalRecycle Electronic Model Annual Report Summary

C - 1 Existing SRRE and HHWE Programs

Program Code	Program Name	Owned and Op	Program Tons	Status	Reason(s)	Target Sector
2070-RC-SNL	Special Collection Seasonal (regular)	Y	86	Selected and Ongoing		Residential
Additions to Program Notes: The reuse collection program offers the opportunity for residents to set out materials for a reuse collector. These materials are donated to charitable organizations for resale and reuse. In 2006 the materials accepted included: clothing, household goods, bicycles, electronics, small furnishing items, and sporting goods. Having developed this convenient curbside collection program, we are continually evaluating opportunities to add materials to this program to further reduce the amount of waste sent to landfill.						
3000-CM-RCG	Residential Curbside Greenwaste Collection	Y	12164	Selected and Ongoing		Residential
Additions to Program Notes: In 2006 the Town of Danville began a pilot program to evaluate the effectiveness of a home food scrap (mixed with green waste in the collection containers) collection program. The pilot program included all customers currently receiving green waste collection service. Outreach for green waste collection programs continued to include the Customer Service Guide explaining proper preparation of materials, set out requirements, and other program areas to customers. In 2006 12,164 tons of materials were collected. Expanded outreach was sent to Danville customers participating in the food waste program.						
3010-CM-RSG	Residential Self-haul Greenwaste	Y		Selected and Ongoing		Residential
Additions to Program Notes: Green waste continued to be dropped off at the Walnut Creek and San Ramon recycling centers. In 2006, the same materials continued to be accepted.						
3020-CM-COG	Commercial On-Site Greenwaste Pick-up	Y		Alternative and Ongoing		Commercial, Industrial, Government, School
Additions to Program Notes: Through the CCCSWA franchises, business and government customers continue to receive green waste collection service upon request.						
3030-CM-CSG	Commercial Self-Haul Greenwaste	Y		Selected and Ongoing		Commercial, Industrial, Government, School
Additions to Program Notes: Green waste continued to be dropped off at the Walnut Creek and San Ramon recycling centers. In 2006, the same materials continued to be accepted. The primary customers are landscapers.						
3040-CM-FWC	Food Waste Composting	N		Alternative and Ongoing		Commercial
Additions to Program Notes: The residential food scrap recycling collection program in Danville sent the material to Gilton for composting. This pilot was used to identify opportunities for the CCCSWA jurisdictions to remove food scraps from the disposal stream. One obstacle to the cost effectiveness of this program is the lack of local composting capacity. The CCCSWA encourages the CIWMB and the Air Resources Board to permit local facilities and reduce their barriers to entry that will allow us to provide this program more cost effectively.						

CalRecycle Electronic Model Annual Report Summary

C - 1 Existing SRRE and HHWE Programs

Program Code	Program Name	Owned and Op	Program Tons	Status	Reason(s)	Target Sector
3050-CM-SCH	School Composting Programs	Y		Alternative and Ongoing		School
Additions to Program Notes: All 45 public schools within the CCCSWA service area were offered technical assistance in initiating kitchen and cafeteria waste composting programs. In 2006, 10 schools submitted applications that resulted in being awarded certification. Of those, 4 included composting of school generated green or food waste.						
3060-CM-GOV	Government Composting Programs	Y		Alternative and Ongoing		Government
4020-SP-TRS	Tires	Y		Selected and Ongoing		Residential, Commercial, Industrial
Additions to Program Notes: Local tires shops continue to accept used tires. Lakin Tire is the primary hauler permitted to collect and process tires in the area.						
4030-SP-WHG	White Goods	Y		Selected and Ongoing		Residential
Additions to Program Notes: Distribution of the Contra Costa County Reuse and Recycling Guide, which lists white goods recyclers, continued in 2006.						
4040-SP-SCM	Scrap Metal	Y		Alternative and Ongoing		All sectors
Additions to Program Notes: This program was still available in 2006. The materials that are collected are taken to various locations in the Bay Area for processing.						
4050-SP-WDW	Wood Waste	Y		Selected and Ongoing		All sectors
Additions to Program Notes: Wood waste, if untreated, is used as biomass at Tracy Biomass Plant. Treated wood is used as ADC at Keller Canyon Landfill.						
4060-SP-CAR	Concrete/Asphalt/Rubble	Y		Alternative and Ongoing		All sectors
Additions to Program Notes: Continued to distribute Contra Costa County Reuse and Recycling Guide throughout the CCCSWA. The guide was sent to all member agencies, contractors, and anyone who requested it. It was also available at various special events.						
4090-SP-RND	Rendering	N		Alternative and Ongoing		Commercial
Additions to Program Notes: Restaurants continued to use Darling International, Modesto Tallow Company, and Salinas Tallow Company for collection and diversion of cooking oil.						
5000-ED-ELC	Electronic (radio ,TV, web, hotlines)	Y		Selected and Ongoing		All sectors
Additions to Program Notes: Maintained and updated agency website with battery collection, e-waste recycling information, and reuse programs. The Diversions newsletter and the articles written for Rossmoor News, Walnut Creek Journal, Danville Times, Lamorinda Sun edition of the Contra Costa Times, and Walnut Creek Magazine were posted on their website as well.						

CalRecycle Electronic Model Annual Report Summary

C - 1 Existing SRRE and HHWE Programs

Program Code	Program Name	Owned and Op	Program Tons	Status	Reason(s)	Target Sector
5010-ED-PRN	Print (brochures, flyers, guides, news articles)	Y		Selected and Ongoing		All sectors
Additions to Program Notes: Regular monthly columns were published in Rossmore News, Walnut Creek Journal, Danville Times, Lamorinda Sun edition of the Contra Costa Times, and Walnut Creek Magazine regarding waste reduction and recycling. Continued to distribute "Diversion" residential newsletter to all single family homes. In 2006, additional information on universal waste and food scrap recycling was included in the news articles.						
5020-ED-OUT	Outreach (tech assistance, presentations, awards, fairs, field trips)	Y		Selected and Ongoing		All sectors
Additions to Program Notes: The CCCSWA participated in the John Muir Earthday event, the Danville Fourth of July Parade, and two Contra Costa home and garden shows.						
5030-ED-SCH	Schools (education and curriculum)	Y		Alternative and Ongoing		School
Additions to Program Notes: The following programs were offered to all 45 public schools in the CCCSWA service areas in 2006: *Wastebuster certification and re-certification program *Assemblies – ZunZun, Earthcapades, Earth Team *Workshops – Junkology, Composting, Paper making, Vermi-composting *Waste Audits *Presentations – Lunchtime, 4R's *Technical Assistance *Newsletter *Website. As new programs became available for recycling at schools, ongoing discussions, meetings and correspondence with custodians, principals, teachers and district facilities were conducted to present recommendations for implementing service and improving diversion. New services were incorporated as appropriate into the Wastebuster certification and re-certification program.						
6010-PI-EIN	Economic Incentives	Y		Selected and Ongoing		Residential
Additions to Program Notes: Continued use of progressive rate structure, discounted garbage rate for certified home composters, subsidized home composting bins and electric mulching mowers, and subsidized shredder/chipper program.						
6020-PI-ORD	Ordinances	Y		Selected and Ongoing		All sectors
Additions to Program Notes: Danville has a condition of approval on all building permits. Prior to the issuance of a building permit for a solid waste and recycling enclosure, the applicant shall document that the trash/recycling areas are appropriately sized and located and are large enough to accommodate recycling service. In addition, while the Town does not yet have a formal Environmentally Preferable Purchasing policy in place, Town departments actively participate in this program in informal ways.						
7000-FR-MRF	MRF	Y		Selected and Ongoing		All sectors
Additions to Program Notes: Materials continued to be taken to Pacific Rim and Davis Street Transfer Station for processing.						
7010-FR-LAN	Landfill	N	1798	Alternative and Ongoing		All sectors
Additions to Program Notes: The City continues to use Keller Canyon Landfill. All diversion programs associated with the landfill occur at the Martinez Transfer Station.						

CalRecycle Electronic Model Annual Report Summary

C - 1 Existing SRRE and HHWE Programs

Program Code	Program Name	Owned and Op	Program Tons	Status	Reason(s)	Target Sector
7020-FR-TST	Transfer Station	N	3343	Selected and Ongoing		All sectors
Additions to Program Notes: Danville takes their materials to the Martinez Transfer Station. In 2006 that facility began accepting wallboard, clean wood, asphalt, concrete, soil, metals, and cardboard, all of which were diverted when possible.						
7030-FR-CMF	Composting Facility	N		Selected and Ongoing		All sectors
Additions to Program Notes: No local compost facilities are available. The CCCSWA encourages the CIWMB and ARB to support and permit such facilities. In 2006, Danville sent mixed green waste with food scraps to Gilton for composting.						
7040-FR-ADC	Alternative Daily Cover	N	14448	Alternative and Ongoing		All sectors
Additions to Program Notes: Continued to use greenwaste, wood, and inert C&D materials as ADC at Keller Canyon landfill.						
8010-TR-BIO	Biomass	N		Selected and Ongoing		
Additions to Program Notes: C&D materials collected by Waste Management are separated at Davis Street Transfer Station and processed at their C&D MRF. Wood waste resulting from this processing is delivered to the Tracy Biomass Plant.						
8020-TR-TRS	Tires	N		Alternative and Ongoing		All sectors
Additions to Program Notes: No tires are used for transformation.						
9000-HH-PMF	Permanent Facility	N		Selected and Ongoing		All sectors
Additions to Program Notes: Continued to refer customers to Central Contra Costa Sanitary District HHW facility for disposal of hazardous materials. Walnut Creek Recycling Center also collected used motor oil and antifreeze. Both facilities continued to accept the same materials in 2006.						
9010-HH-MPC	Mobile or Periodic Collection	Y		Selected and Ongoing		All sectors
Additions to Program Notes: One e-waste event was held in 2006. These materials are taken to the Direct Computer Disposal in Hayward for processing.						
9020-HH-CSC	Curbside Collection	N		Alternative and Ongoing		Residential
Additions to Program Notes: Weekly curbside collection of oil continued to be offered to residents in 2006. Continued reuse and cleanup days including collection of electronic waste.						
9030-HH-WSE	Waste Exchange	N		Alternative and Ongoing		Residential, Commercial
Additions to Program Notes: Central Contra Costa Sanitary District's permanent facility continued to provide waste exchange opportunities year round. All household hazardous wastes are accepted excluding e-waste.						

CalRecycle Electronic Model Annual Report Summary

C - 1 Existing SRRE and HHWE Programs

Program Code	Program Name	Owned and Op	Program Tons	Status	Reason(s)	Target Sector
9040-HH-EDP	Education Programs	Y		Selected and Ongoing		All sectors

Additions to Program Notes: The Town's primary target audience for these programs in 2006 were residents, primarily due to implementation of new waste rules.

9045-HH-EWA	Electronic Waste	N		Alternative and Ongoing		
-------------	------------------	---	--	-------------------------	--	--

Additions to Program Notes: E-waste was collected curbside as part of the annual reuse collection program. The only e-waste items that were not accepted were microwaves. These materials are taken to the Direct Computer Disposal in Hayward for processing.

9050-HH-OTH	Other HHW	Y		Selected and Ongoing		Residential
-------------	-----------	---	--	----------------------	--	-------------

Additions to Program Notes: The CCCSWA began working with the California Product Stewardship Council to promote Extended Producer Responsibility of HHW and Universal Waste.

Section F

F1 - Areas of concern:

F2 - Conditional approvals:

Section H

Additional Information

Danville - The Town of Danville's diversion rate has slipped from 62% in 2003 to a calculated 45% in 2006. This erosion of the diversion rate seems to be largely attributable to a 397% increase in self-haul waste from 2,701 tons in 2003 to 13,437 tons in 2006. Danville, like much of the Bay Area, experienced a considerable boom in construction activity during that period. While the CCCSWA has made considerable outreach efforts towards the building community to improve recycling of materials, there is a lack of infrastructure (particularly local mixed C&D MRFs) to deal with the increase. The CCCSWA is working with the Martinez Transfer Station, Vasco Road Landfill, Davis Street Transfer Station, and Zanker Road C&D MRF to identify effective methods for reducing this waste stream. Additionally, the CCCSWA is working with the Town of Danville towards improving permit counter education and outreach to the building community. The programs offered by the Town and the CCCSWA to provide reduction, reuse, and recycling opportunities are generally consistent with or exceeding those in other communities that are achieving diversion rates in the high 50s to mid 60s. The Town and the CCCSWA feel strongly that this erosion of Danville's diversion rate does not represent a lack of programs but is a result of poor infrastructure and an economic and building boom which seems to be subsiding as of the writing of this report. Added to this is an origin reporting system which allows for surveys of the origin of materials on an irregular basis which may tend to inappropriately skew the annual percentage of waste being delivered from a specific jurisdiction over large periods of time. We hope that the Board would review our report on the merits of the programs in place and grant a good faith effort for the work being done in Danville.

Annual Report Summary: Danville (2007)

This Annual Report Summary is an official record of your CalRecycle Electronic Annual Report submission, except for your Venue/Event section information, which is contained in a separate report. You may reach that section from the Electronic Annual Report's left navigation bar.

Before submitting your report to CalRecycle, please take the time to review everything on this page to confirm it is complete and correct. If you need to modify some information, close this window to return to the Electronic Annual Report to make your corrections. Then, preview the report again.

Summary Generated On: Tuesday, February 04, 2014 at 11:03 AM

Summary Jurisdiction: Danville Report Year 2007 Filed: Report Status: Supervisor Reviewed	Jurisdiction Contact Jurisdiction Bart Carr Contact: Address: 1850 Mt Diablo Blvd Ste 320 Walnut Creek, CA 94596 Phone (925) 906-1801 Number: Fax Number: Email bart@wastediversion.org Address: Update http://www.calrecycle.ca.gov/LGCentral/Contacts/ContactChg.htm Contact Info:
Submitted Information Date Monday, March 16, 2009 Report at 2:39 PM Submitted: Report PAUL MORSEN Submitted (paul@wastediversion.org) By:	

Disposal Rate Calculation	
Definition of Terms	
<p>Reporting-Year Disposal Amount (tons) – defaults to the total tonnage disposed in the Reporting-Year by a jurisdiction as reported to the Disposal Reporting System (DRS). Disposal contains all jurisdiction waste that was disposed in CA landfills, transformation facilities, and exported out-of-state. Any changes will require you submit a Reporting Year Disposal Modification Certification Sheet (PDF). See User's Guide or contact LAMD representative if uncertain.</p> <p>Disposal Reduction Credits - the EAR calculator will subtract these credits from your requested total in the Reporting-Year Disposal Amount field. Requesting credits will require you submit a Reporting Year Disposal Modification Certification Sheet (PDF). Descriptions of these credits can be found on that sheet. See EAR User's Guide or contact LAMD representative if uncertain.</p> <p>Reporting-Year Transformation Waste (tons) – defaults to the total tonnage of waste sent in the Reporting-Year by a jurisdiction to a CalRecycle-permitted transformation facility as reported to the Disposal Reporting System (DRS). Transformation is factored into the Per Capita rate only, and is not deductible. To eliminate the Per Capita credit for transformation tonnage, change the <i>Reporting-Year Transformation Waste (tons)</i> number to 0.00.</p> <p>Reporting-Year Population – January 1st estimate of the number of inhabitants occupying a jurisdiction in the Reporting-Year as prepared by the California Department of Finance (DOF)</p> <p>Reporting-Year Employment – the estimate of the annual average number of employees by jurisdiction in the Reporting-Year as prepared by the California Employment Development Department (EDD)</p> <p>Additional Definitions - for additional definitions and/or acronym descriptions, see the LGCentral Glossary.</p>	
Reporting-Year Disposal Amount (tons):	36,782.00
Disposal Reduction Credits (Reported):	
Disaster Waste (tons):	0.00
Medical Waste (tons):	0.00
Regional Diversion Facility Residual Waste (tons):	0.00
C&D Waste (tons):	0.00
Class II Waste (tons):	0.00
Out-of-State Export (Diverted) (tons):	0.00
Other Disposal Amount (tons):	642.00
Total Disposal Reduction Credit Amount (tons):	642

Total Adjusted Reporting-Year Disposal Amount (tons):	36,140.00
Reporting-Year Transformation Waste (tons):	00.00
Reporting-Year Population:	42,457
Reporting-Year Employment:	11,753

Reporting-Year Calculation Results (Per Capita)

	Population		Employment	
	Target	Annual	Target	Annual
Disposal Rate without Transformation(pounds/person/day):		4.7		16.8
Transformation Rate (pounds/person/day):	0.9	0.0	3.3	0.0
The Calculated Disposal Rate (pounds/person/day):	4.3	4.7	16.3	16.8

Calculation Factors

If any boxes are checked, please complete, and sign the [Reporting Year Disposal Modification Certification Sheet](#) and mail, e-mail or FAX to CalRecycle within 7 business days of submitting your report. If you are only claiming report-year disposal deductions for waste transported to a certified Transformation facility, you do not need to fill out the certification request.

Although you will be able to submit your electronic Annual Report without completing this sheet, your Annual Report will not be deemed complete until this sheet is completed and received by CalRecycle. Contact your [LAMD representative](#) for details.

- ☒ Alternative disposal tonnage
☒ Deductions to DRS disposal tonnage

Questions and Responses

Rural Petition for Reduction in Requirements

Rural Petition For Reduction

- 1. Question:** Was your jurisdiction granted a rural Petition for Reduction by the CIWMB?
 For more information regarding Rural Petition For Reduction, go to [Rural Solid Waste Diversion Home Page](#).

Response

No.

Disposal Rate Accuracy

Disposal Rate Accuracy

- 1. Question:** Are there extenuating circumstances pertaining to your jurisdiction's disposal rate that the Board should consider, as authorized by the [Public Resources Code Section 41821\(c\)](#)? If you wish to attach additional information to your annual report, please send those items or electronic files to your LAMD representative; include a brief description of those files below. If so, please use the space below to tell the Board.

Response

Yes. The majority of waste destined for disposal at Keller Landfill (Contra Costa County) flows through the Contra Costa Transfer and Recovery Station (CCTRS). However, Keller Landfill permits a smaller number of large, self haul loads of special waste (including non-recoverable C&D, street sweep spoils, and Class 2 waste) to bypass the CCTRS and is received at Keller from the generator/contract hauler. Because they are received at Keller Landfill, these loads bypass the quarterly address-of-origin surveys required by CIWMB regulation. Furthermore, a significant component of these loads are identified only as 'Cash/One Time Customer'. This identification, with no back up records available for review, does not provide the Town of Danville the ability to investigate and confirm the true origin of waste generation and creates the potential of misallocation of disposal weight. CCCSWA/Danville staff believes that unless landfilled waste disposal is

allocated using the approved CIWMB survey methodology, it should be removed from the DRS disposal allocation for 2007.

Planning Documents Assessment**Source Reduction and Recycling Element (SRRE)**

- 1. Question:** Does the SRRE need to be revised?

Response

No.

Household Hazardous Waste Element (HHWE)

- 2. Question:** Does the HHWE need to be revised?

Response

No.

Non-Disposal Facility Element (NDFE)

- 3. Question:** Describe below any changes in the use of nondisposal facilities, both existing and planned (e.g., is the jurisdiction using a different facility within or outside of the jurisdiction, has a facility closed, is a new one being planned).

Response

No response has been entered

Non-Disposal Facility Element (NDFE)

- 4. Question:** Are there currently any nondisposal facilities that require a solid waste facility permit located (or planned to be sited) in your jurisdiction that are not identified in your NDFE?

Response

No.

Areas of Concern / Conditional Approvals**Areas of concern**

- 1. Question:** Did the Board require your jurisdiction to address any areas of concern when determining the adequacy of your solid waste planning documents, or any of their elements?

Response

No.

Conditional approvals

- 2. Question:** Did the Board give conditional approval to any of your solid waste planning documents, or any of their elements?

Response

No.

Additional Information**Additional Information**

- 1. Question:** Is there anything else you would like to tell the CIWMB about unique or innovative efforts by your jurisdiction to reduce waste generation and increase diversion, about your jurisdiction's public education efforts, or about specific obstacles to reaching your jurisdiction's diversion goal? If you wish to attach

additional information to your annual report, please send those items or electronic files to your LAMD representative and include a brief description of those files below.

Response

Yes. 1. The Town of Danville is a member of the Central Contra Costa Solid Waste Authority (CCCSWA) a Joint Powers Authority (JPA). As a CCCSWA member, the Town of Danville benefits from a variety of waste reduction and recycling programs and activities that are implemented and managed regionally by CCCSWA and city staff. These programs and activities are documented in this report. Recognizing the regional application of programs, the CCCSWA is currently pursuing regional agency status with the CIWMB. 2. In October, 2007, CCCSWA members Lafayette, Orinda, and Moraga initiated weekly residential food waste collection. Residents of the three cities are encouraged to comingle food waste items with yard waste in their yard waste carts for curbside collection. This material is collected by the CCCSWA franchised recycling service and taken to the Newby Island Landfill and Compost Facility for composting. The Town of Danville was unable to join this food waste recycling program due to insufficient capacity at the Newby Island facility. Danville and CCCSWA staffs are investigating additional capacity opportunities in this regional that will allow Danville residents the opportunity to recycle their food waste as soon as possible.

SRRE and HHWE Diversion Programs

1000-SR-XGC (Xeriscaping/Grasscycling)

Current Status: AO - Alternative and Ongoing	Program Start Year: 1998	Existed before 1990: No
	Report Year Diversion Tons: 1220.00	Selected in SRRE: No
		Owned or Operated: Yes

Jurisdiction Notes

Danville continues ongoing grasscycling in public parks and civic areas. Danville promotes grasscycling through instruction in compost workshops and informational handouts at special events and the farmer market.

1010-SR-BCM (Backyard and On-Site Composting/Mulching)

Current Status: SO - Selected and Ongoing	Program Start Year: 1992	Existed before 1990: No
	Report Year Diversion Tons: 209.00	Selected in SRRE: Yes
		Owned or Operated: Yes

Jurisdiction Notes

Danville participates in a regional program that offers free instructional workshops, free DVD videos (available on loan), reduced cost compost bins (Biostack and Earth machine) and home composter certification with \$1.50 rate reduction. A total of 64 compost bins were sold to Danville residents during 2007. The \$1.50/month garbage rate reduction continued with a total of 233 Danville residents participating.

1020-SR-BWR (Business Waste Reduction Program)

Current Status: SO - Selected and Ongoing	Program Start Year: 1990	Existed before 1990: Yes
	Report Year Diversion Tons: 0.00	Selected in SRRE: Yes
		Owned or Operated: Yes

Jurisdiction Notes

As a member of the CCCSWA, Danville continued to support the Contra Costa County Green Business Program.

1030-SR-PMT (Procurement)

Current Status: SO - Selected and Ongoing

Program Start Year: 1993
Report Year Diversion Tons: 0.00Existed before 1990: No
Selected in SRRE: Yes
Owned or Operated: Yes**Jurisdiction Notes**

As a member of the CCCSWA, Danville staff anticipates receiving a model EPP that is currently being developed by CCCSWA staff and the City of Walnut Creek. The CCCSWA anticipates making this model EPP available to Danville and all CCCSWA members by May 2009 for adoption.

1040-SR-SCH (School Source Reduction Programs)

Current Status: AO - Alternative and Ongoing

Program Start Year: 2000
Report Year Diversion Tons: 40.00Existed before 1990: No
Selected in SRRE: No
Owned or Operated: Yes**Jurisdiction Notes**

2007: Emphasis continued for improving waste reduction and recycling activities within schools in Danville. Danville used the Waste Buster Certification Program as an incentive to encourage and sustain greater participation. In 2007, 1 school was certified under the Wastebusters program. Schools in the Danville community recycled approximately 40 tons of recyclable materials.

1050-SR-GOV (Government Source Reduction Programs)

Current Status: SO - Selected and Ongoing

Program Start Year: 1990
Report Year Diversion Tons: 0.00Existed before 1990: Yes
Selected in SRRE: Yes
Owned or Operated: Yes**Jurisdiction Notes**

2007: CCCSWA staff continued to work with each member agency to reduce waste on an ongoing basis.

1060-SR-MTE (Material Exchange, Thrift Shops)

Current Status: SO - Selected and Ongoing

Program Start Year: 1990
Report Year Diversion Tons:
143.60Existed before 1990: Yes
Selected in SRRE: Yes
Owned or Operated: Yes**Jurisdiction Notes**

2007: As a CCCSWA member, Danville is supported by East Bay Depot for Creative Reuse, St. Vincent de Paul, and Pacific Rim Recycling for collection of household reusable items each quarter.

2000-RC-CRB (Residential Curbside)

Current Status: SO - Selected and Ongoing

Program Start Year: 1989
Report Year Diversion Tons:
7741.00Existed before 1990: Yes
Selected in SRRE: Yes
Owned or Operated: Yes**Jurisdiction Notes**

2007: Danville is served by single stream weekly curbside collection. 7741 tons of comingled recyclables (not including green waste) was collected in 2007.

2010-RC-DRP (Residential Drop-Off)

Current Status: SO - Selected and Ongoing

Program Start Year: 1991
Report Year Diversion Tons:
3341.00Existed before 1990: Yes
Selected in SRRE: Yes
Owned or Operated: Yes**Jurisdiction Notes**

2007: Danville residents are served by recycling centers/drop offs in neighboring Walnut Creek and San Ramon. Each location accepts mixed paper, cardboard, plastics (#1-5, #7), scrap wood, scrap metal and CRV containers. The Walnut Creek facility also accepts green waste. A total of 3,341 tons were collected from Danville residents at both locations.

2020-RC-BYB (Residential Buy-Back)

Current Status: SO - Selected and Ongoing

Program Start Year: 1990
Report Year Diversion Tons: 0.00Existed before 1990: Yes
Selected in SRRE: Yes
Owned or Operated: Yes**Jurisdiction Notes**

2007: Danville has a total of four certified buy back centers (3 in Walnut Creek and One in San Ramon) that residents and businesses can use.

2030-RC-OSP (Commercial On-Site Pickup)

Current Status: SO - Selected and Ongoing

Program Start Year: 1991
Report Year Diversion Tons:
2708.00Existed before 1990: Yes
Selected in SRRE: Yes
Owned or Operated: Yes**Jurisdiction Notes**

2007: Danville has two programs providing on-site collection for local businesses. The small business program serves small businesses with one cubic or less of refuse per week with free collection service. Larger generators are served by a regional permitted recycling services. In 2007, the small business program diverted 151.3 tons of material and the permit system collectors diverted 2557 tons of materials.

2040-RC-SFH (Commercial Self-Haul)

Current Status: SO - Selected and Ongoing

Program Start Year: 1990
Report Year Diversion Tons:
2084.00Existed before 1990: Yes
Selected in SRRE: Yes
Owned or Operated: Yes**Jurisdiction Notes**

2007: Yellow Page ads are placed in local phone directories to promote recycling options for C&D materials. Danville continues to distribute the updated "Builder's Guide to Reuse and Recycling" at the town's construction permit desk.

2050-RC-SCH (School Recycling Programs)

Current Status: SO - Selected and Ongoing

Program Start Year: 1987
Report Year Diversion Tons: 40.00Existed before 1990: Yes
Selected in SRRE: Yes
Owned or Operated: Yes

Jurisdiction Notes

2007: Working with the CCCSWA, the Town of Danville continued school outreach and assistance by offering Junkology Creative Reuse workshops to schools, continued Earth Team school video program. Continued to promote mixed paper, can and bottle recycling, and green waste collection to all schools.

2060-RC-GOV (Government Recycling Programs)

Current Status: AO - Alternative and Ongoing	Program Start Year: 1996	Existed before 1990: No
	Report Year Diversion Tons: 0.00	Selected in SRRE: No
		Owned or Operated: Yes

Jurisdiction Notes

2007: The Town of Danville continues to recycle white paper, mixed paper, newspaper, cardboard, aluminum, tin, scrap metal, landscaping waste, motor oil, computers and batteries at the administrative offices, the corporation yard, recreation centers, senior facilities, and parks.

2070-RC-SNL (Special Collection Seasonal (regular))

Current Status: SO - Selected and Ongoing	Program Start Year: 1990	Existed before 1990: Yes
	Report Year Diversion Tons: 1071.00	Selected in SRRE: Yes
		Owned or Operated: Yes

Jurisdiction Notes

2007: The reuse collection program offers the opportunity for residents to set out materials for a reuse collector. These materials are donated to charitable organizations for resale and reuse. In 2007, the materials accepted included: clothing, household goods, bicycles, electronics, small furnishing items, and sporting goods.

3000-CM-RCG (Residential Curbside Greenwaste Collection)

Current Status: SO - Selected and Ongoing	Program Start Year: 1991	Existed before 1990: Yes
	Report Year Diversion Tons: 11864.00	Selected in SRRE: Yes
		Owned or Operated: Yes

Jurisdiction Notes

2007: In 2006, Danville began a pilot program to evaluate the effectiveness of a home food scrap (mixed with green waste in the collection containers) collection program. The Pilot project was discontinued in late 2006, leaving yardwaste as the only fraction collected by the curbside green waste program. Program promotion is continued through publication in the service provider's customer service guide which explains proper preparation of materials, and set out requirements. In 2007, 11,864 tons of materials were collected. Expanded outreach was sent to Danville customers participating in the food waste program.

3010-CM-RSG (Residential Self-haul Greenwaste)

Current Status: SO - Selected and Ongoing	Program Start Year: 1996	Existed before 1990: No
	Report Year Diversion Tons: 0.00	Selected in SRRE: Yes
		Owned or Operated: Yes

Jurisdiction Notes

2007: Residential self haul greenwaste continued to be collected from Danville residents and their contractors at the Walnut Creek and San Ramon recycling centers during 2007.

3020-CM-COG (Commercial On-Site Greenwaste Pick-up)

Current Status: AO - Alternative and Ongoing	Program Start Year: 1998	Existed before 1990: No
	Report Year Diversion Tons: 0.00	Selected in SRRE: No
		Owned or Operated: Yes

Jurisdiction Notes

2007: Through the CCCSWA managed franchises, businesses and government continue to receive green waste collection service upon request.

3030-CM-CSG (Commercial Self-Haul Greenwaste)

Current Status: SO - Selected and Ongoing	Program Start Year: 1994	Existed before 1990: No
	Report Year Diversion Tons: 11.60	Selected in SRRE: Yes
		Owned or Operated: Yes

Jurisdiction Notes

2007: Resident and contractor green waste continued to be dropped off at the Walnut Creek recycling center.

3040-CM-FWC (Food Waste Composting)

Current Status: AO - Alternative and Ongoing	Program Start Year: 1999	Existed before 1990: No
	Report Year Diversion Tons: 585.00	Selected in SRRE: No
		Owned or Operated: No

Jurisdiction Notes

2007: The residential food scrap recycling collection program in Danville was used to identify opportunities for Danville and other CCCSWA jurisdictions to remove food scraps from the disposal stream. The pilot operated for six months and was discontinued in October 2006. Food waste was collected with yard waste. Based on a post pilot survey of participating residents, diversion estimates are approximately 585 tons diverted by the pilot.

3050-CM-SCH (School Composting Programs)

Current Status: AO - Alternative and Ongoing	Program Start Year: 2001	Existed before 1990: No
	Report Year Diversion Tons: 0.00	Selected in SRRE: No
		Owned or Operated: Yes

Jurisdiction Notes

2007: As part of the overall CCCSWA school outreach program, Danville schools are encouraged to compost their garden and landscape waste onsite. The CCCSWA anticipates starting a commercial food waste collection program that will serve schools when implemented

3060-CM-GOV (Government Composting Programs)

Current Status: AO - Alternative and Ongoing	Program Start Year: 1998	Existed before 1990: No
	Report Year Diversion Tons: 0.00	Selected in SRRE: No
		Owned or Operated: Yes

Jurisdiction Notes

2007: Danville town government does not conduct formal composting of greenwaste generated within public areas. It does maintain a "mulch pile" of shredded green/wood waste materials to use as a mulch and for mud abatement.

4020-SP-TRS (Tires)

Current Status: SO - Selected and Ongoing	Program Start Year: 1995	Existed before 1990: No
	Report Year Diversion Tons: 0.00	Selected in SRRE: Yes
		Owned or Operated: Yes

Jurisdiction Notes

2007: Local tires shops continue to accept used tires for reprocessing and appropriate disposal.

4030-SP-WHG (White Goods)

Current Status: SO - Selected and Ongoing	Program Start Year: 1990	Existed before 1990: Yes
	Report Year Diversion Tons: 0.00	Selected in SRRE: Yes
		Owned or Operated: Yes

Jurisdiction Notes

2007: Distribution of the Contra Costa County Reuse and Recycling Guide, which lists white goods recyclers, continued in 2007.

4040-SP-SCM (Scrap Metal)

Current Status: AO - Alternative and Ongoing	Program Start Year: 1990	Existed before 1990: No
	Report Year Diversion Tons: 33.86	Selected in SRRE: No
		Owned or Operated: Yes

Jurisdiction Notes

2007: White goods are included with scrap metal collected at the Martinez Transfer Station for recycling.

4050-SP-WDW (Wood Waste)

Current Status: SO - Selected and Ongoing	Program Start Year: 1990	Existed before 1990: Yes
	Report Year Diversion Tons: 0.00	Selected in SRRE: Yes
		Owned or Operated: Yes

Jurisdiction Notes

2007: Wood waste is recovered from C&D loads received at the Martinez Transfer facility via self haul or debris box and from materials brought to the Walnut Creek Recycling center by contractors. Wood waste, if untreated, is used as biomass fuel. Treated wood is also used as ADC at Keller Canyon Landfill.

4060-SP-CAR (Concrete/Asphalt/Rubble)

Current Status: AO - Alternative and Ongoing	Program Start Year: 1998	Existed before 1990: No
	Report Year Diversion Tons: 3875.00	Selected in SRRE: No
		Owned or Operated: Yes

Jurisdiction Notes

2007: Town of Danville encourages recycling of inerts from capital improvement projects at local processing facilities. Includes curb & gutter, sidewalk repair, and dig out repair waste performed by Danville Engineering Dept. The town promotes inerts recycling in Builder's Guide to Reuse and Recycling, website and telephone book ads.

4090-SP-RND (Rendering)

Current Status: AO - Alternative and Ongoing	Program Start Year: 1998	Existed before 1990: No
	Report Year Diversion Tons: 0.00	Selected in SRRE: No
		Owned or Operated: No

Jurisdiction Notes

2007: Restaurants continued to use local tallow companies for collection and diversion of fats, oils, and other byproducts of food preparation.

5000-ED-ELC (Electronic (radio ,TV, web, hotlines))

Current Status: SO - Selected and Ongoing	Program Start Year: 1990	Existed before 1990: Yes
	Report Year Diversion Tons: 0.00	Selected in SRRE: Yes
		Owned or Operated: Yes

Jurisdiction Notes

2007: The Danville town website links to the CCCSWA website that offers battery collection, e-waste recycling, and reuse programs and information. The CCCSWA's "Diversions" newsletter is sent to Danville residents who subscribe to residential refuse service and offers similar information.

5010-ED-PRN (Print (brochures, flyers, guides, news articles))

Current Status: SO - Selected and Ongoing	Program Start Year: 1984	Existed before 1990: Yes
	Report Year Diversion Tons: 0.00	Selected in SRRE: Yes
		Owned or Operated: Yes

Jurisdiction Notes

2007: Regular monthly columns were published in Rossmoor News, Walnut Creek Journal, Danville Times, Lamorinda Sun edition of the Contra Costa Times, and Walnut Creek Magazine regarding waste reduction and recycling. Continued to distribute "Diversions" residential newsletter to all single family homes.

5020-ED-OUT (Outreach (tech assistance, presentations, awards, fairs, field trips))

Current Status: SO - Selected and Ongoing	Program Start Year: 1984	Existed before 1990: Yes
	Report Year Diversion Tons: 0.00	Selected in SRRE: Yes
		Owned or Operated: Yes

Jurisdiction Notes

2007: The CCCSWA, on behalf of the town of Danville, conducted information and outreach tables at the Danville Fourth of July Parade, Danville Farmers Market, and Spring and Fall Contra Costa home and garden shows.

5030-ED-SCH (Schools (education and curriculum))

Current Status: AO - Alternative and Ongoing Program Start Year: 1996 Existed before 1990: No
Report Year Diversion Tons: 0.00 Selected in SRRE: No
Owned or Operated: Yes

Jurisdiction Notes

2007: The following programs were offered to Danville schools in 2007: *Wastebuster certification and re-certification program *Assemblies – ZunZun, Earthcapades, Earth Team *Workshops – Junkology, Composting, Paper making, Vermi-composting *Waste Audits *Presentations – Lunchtime, 4R's *Technical Assistance *Newsletter *Website. As new programs became available for recycling at schools, ongoing discussions, meetings and correspondence with custodians, principals, teachers and district facilities were conducted to present recommendations for implementing service and improving diversion. New services were incorporated as appropriate into the Wastebuster certification and re-certification program.

6010-PI-EIN (Economic Incentives)

Current Status: SO - Selected and Ongoing Program Start Year: 1990 Existed before 1990: Yes
Report Year Diversion Tons: 0.00 Selected in SRRE: Yes
Owned or Operated: Yes

Jurisdiction Notes

2007: Continued use of progressive rate structure, discounted garbage rate for certified home composters, subsidized home composting bins electric mulching mowers, and yard waste chipper/shredders.

6020-PI-ORD (Ordinances)

Current Status: SO - Selected and Ongoing Program Start Year: 1995 Existed before 1990: No
Report Year Diversion Tons: 0.00 Selected in SRRE: Yes
Owned or Operated: Yes

Jurisdiction Notes

2007: Environmental Purchasing Policy (EPP) – A "model" EPP has been developed by the CCCSWA and City of Walnut Creek. This model is under final review by senior management at the City of Walnut Creek and policy adoption is anticipated by May 2009. The W.C. model EPP has also been shared with Town of Danville staff and is currently under review for adoption later in 2009. A copy of this model policy is available for CIWMB staff review. C&D Ordinance Revisions – CCCSWA and member city staff members reviewed existing C&D Ordinances. Review revealed inconsistencies between cities on thresholds that trigger ordinance compliance, deposit requirements, and how penalties are levied. Furthermore, staff review revealed weaknesses in how contractors are required to report diverted weight on their project Waste management Plans. Based on these findings, the C&D ordinance working group has developed revisions for existing ordinances that remove the inconsistencies and replace them with new threshold, deposit, and penalty requirements that will make all CCCSWA member city C&D ordinances more uniform, and easier to administer. Furthermore, CCCSWA member cities will join a regional movement in the Bay Area to certify C&D processing facilities for their ability to recover recyclable C&D waste and require contractors to use these facilities. These changes have been sent to each city for review and revision of existing ordinances. In the case of Danville, an entire model ordinance has been provided to staff for their review. A copy of proposed changes for the C&D Ordinances is available for CIWMB staff review.

7000-FR-MRF (MRF)

Current Status: SO - Selected and Ongoing Program Start Year: 1993 Existed before 1990: No
Report Year Diversion Tons: 19604.00 Selected in SRRE: Yes
Owned or Operated: Yes

Jurisdiction Notes

2007: Materials continued to be taken to Pacific Rim and Davis Street Transfer Station for processing.

7010-FR-LAN (Landfill)

Current Status: AO - Alternative and Ongoing	Program Start Year: 2000	Existed before 1990: No
	Report Year Diversion Tons: 0.00	Selected in SRRE: No
		Owned or Operated: No

Jurisdiction Notes

2007: Danville continues to use Keller Canyon Landfill. All diversion programs associated with the landfill occur at the Martinez Transfer Station.

7020-FR-TST (Transfer Station)

Current Status: SO - Selected and Ongoing	Program Start Year: 1995	Existed before 1990: No
	Report Year Diversion Tons: 3546.00	Selected in SRRE: Yes
		Owned or Operated: No

Jurisdiction Notes

2007: Danville takes their materials to the Martinez Transfer Station(MTS). The MTS accepts wallboard, clean wood, asphalt, concrete, soil, metals, and cardboard, all of which were diverted when possible.

7030-FR-CMF (Composting Facility)

Current Status: SO - Selected and Ongoing	Program Start Year: 1993	Existed before 1990: No
	Report Year Diversion Tons: 5932.00	Selected in SRRE: Yes
		Owned or Operated: No

Jurisdiction Notes

2007: Per franchise agreement, fifty percent or more of Danville green waste must be composted. In 2007, green waste was sent to CCL Organics, Gilton Compost Facility, and Grover Compost Facility.

7040-FR-ADC (Alternative Daily Cover)

Current Status: AO - Alternative and Ongoing	Program Start Year: 1996	Existed before 1990: No
	Report Year Diversion Tons: 10841.00	Selected in SRRE: No
		Owned or Operated: No

Jurisdiction Notes

2007: Danville continues to send greenwaste, wood, and inert C&D materials for use as ADC at Keller Canyon landfill.

8010-TR-BIO (Biomass)

Current Status: SO - Selected and Ongoing	Program Start Year: 1990	Existed before 1990: Yes
	Report Year Diversion Tons: 0.00	Selected in SRRE: Yes
		Owned or Operated: No

Jurisdiction Notes

2007: C&D materials collected by Waste Management are separated at Davis Street Transfer Station and processed at their C&D MRF. Wood waste resulting from this processing is delivered to the Tracy Biomass Plant.

8020-TR-TRS (Tires)

Current Status: AO - Alternative and Ongoing	Program Start Year: 1999	Existed before 1990: No
	Report Year Diversion Tons: 0.00	Selected in SRRE: No
		Owned or Operated: No

Jurisdiction Notes

2007: No tires are used for transformation.

9000-HH-PMF (Permanent Facility)

Current Status: SO - Selected and Ongoing	Program Start Year: 1990	Existed before 1990: Yes
	Report Year Diversion Tons: 0.00	Selected in SRRE: Yes
		Owned or Operated: No

Jurisdiction Notes

2007: The Central Contra Costa Sanitary District HHW facility continues to be the primary public disposal facility for hazardous materials. Walnut Creek Recycling Center also collected used motor oil and antifreeze.

9010-HH-MPC (Mobile or Periodic Collection)

Current Status: SO - Selected and Ongoing	Program Start Year: 1985	Existed before 1990: Yes
	Report Year Diversion Tons: 0.00	Selected in SRRE: Yes
		Owned or Operated: Yes

Jurisdiction Notes

2007: No mobile or periodic collection events were sponsored by Danville.

9020-HH-CSC (Curbside Collection)

Current Status: AO - Alternative and Ongoing	Program Start Year: 1996	Existed before 1990: No
	Report Year Diversion Tons: 624.40	Selected in SRRE: No
		Owned or Operated: No

Jurisdiction Notes

2007: Weekly collection of used oil and filters, as part of residential curbside collection, continued in 2007. 624 gallons were collected in 2007.

9030-HH-WSE (Waste Exchange)

Current Status: AO - Alternative and Ongoing	Program Start Year: 1997	Existed before 1990: No
	Report Year Diversion Tons: 0.00	Selected in SRRE: No
		Owned or Operated: No

Jurisdiction Notes

2007: Central Contra Costa Sanitary District's permanent facility continued to provide recyclable hazardous waste exchange for selected materials, including latex paints, fertilizer, and household cleaning agents.

9040-HH-EDP (Education Programs)

Current Status: SO - Selected and Ongoing	Program Start Year: 1988	Existed before 1990: Yes
	Report Year Diversion Tons: 0.00	Selected in SRRE: Yes
		Owned or Operated: Yes

Jurisdiction Notes

2007: No Change

9045-HH-EWA (Electronic Waste)

Current Status: AO - Alternative and Ongoing	Program Start Year: 2001	Existed before 1990: No
	Report Year Diversion Tons: 38.90	Selected in SRRE: No
		Owned or Operated: No

Jurisdiction Notes

2007: E-waste was collected curbside as part of the periodic reuse collection program. These materials are taken to the Direct Computer Disposal in Hayward for processing.

9050-HH-OTH (Other HHW)

Current Status: SO - Selected and Ongoing	Program Start Year: 1998	Existed before 1990: No
	Report Year Diversion Tons: 1.50	Selected in SRRE: Yes
		Owned or Operated: Yes

Jurisdiction Notes

2007: Danville collected 1.52 tons of used household batteries through drop off at a local hardware store.

Annual Report Summary: Danville (2008)

This Annual Report Summary is an official record of your CalRecycle Electronic Annual Report submission, except for your Venue/Event section information, which is contained in a separate report. You may reach that section from the Electronic Annual Report's left navigation bar.

Before submitting your report to CalRecycle, please take the time to review everything on this page to confirm it is complete and correct. If you need to modify some information, close this window to return to the Electronic Annual Report to make your corrections. Then, preview the report again.

Summary Generated On: Tuesday, February 04, 2014 at 11:15 AM

Summary Jurisdiction: Danville Report Year 2008 Filed: Report Status: Supervisor Reviewed	Jurisdiction Contact Jurisdiction Bart Carr Contact: Address: 1850 Mt Diablo Blvd Ste 320 Walnut Creek, CA 94596 Phone (925) 906-1801 Number: Fax Number: Email bart@wastediversion.org Address: Update http://www.calrecycle.ca.gov/LGCentral/Contacts/ContactChg.htm Contact Info:
Submitted Information Date Friday, July 31, 2009 at Report 10:02 AM Submitted: Report PAUL MORSEN Submitted (paul@wastediversion.org) By:	

Disposal Rate Calculation

Definition of Terms

Reporting-Year Disposal Amount (tons) – defaults to the total tonnage disposed in the Reporting-Year by a jurisdiction as reported to the Disposal Reporting System (DRS). Disposal contains all jurisdiction waste that was disposed in CA landfills, transformation facilities, and exported out-of-state. Any changes will require you submit a [Reporting Year Disposal Modification Certification Sheet \(PDF\)](#). See [User's Guide](#) or contact LAMD representative if uncertain.

Disposal Reduction Credits – the EAR calculator will subtract these credits from your requested total in the Reporting-Year Disposal Amount field. Requesting credits will require you submit a [Reporting Year Disposal Modification Certification Sheet \(PDF\)](#). Descriptions of these credits can be found on that sheet. See [EAR User's Guide](#) or contact LAMD representative if uncertain.

Reporting-Year Transformation Waste (tons) – defaults to the total tonnage of waste sent in the Reporting-Year by a jurisdiction to a CalRecycle-permitted transformation facility as reported to the Disposal Reporting System (DRS). Transformation is factored into the Per Capita rate only, and is not deductible. To eliminate the Per Capita credit for transformation tonnage, change the *Reporting-Year Transformation Waste (tons)* number to 0.00.

Reporting-Year Population – January 1st estimate of the number of inhabitants occupying a jurisdiction in the Reporting-Year as prepared by the California Department of Finance (DOF)

Reporting-Year Employment – the estimate of the annual average number of employees by jurisdiction in the Reporting-Year as prepared by the California Employment Development Department (EDD)

Additional Definitions – for additional definitions and/or acronym descriptions, see the [LGCentral Glossary](#).

Reporting-Year Disposal Amount (tons):	29,547.07
Disposal Reduction Credits (Reported):	
Disaster Waste (tons):	0.00
Medical Waste (tons):	0.00
Regional Diversion Facility Residual Waste (tons):	0.00
C&D Waste (tons):	0.00
Class II Waste (tons):	0.00
Out-of-State Export (Diverted) (tons):	0.00
Other Disposal Amount (tons):	0.00
Total Disposal Reduction Credit Amount (tons):	0

Total Adjusted Reporting-Year Disposal Amount (tons):	29,547.00
Reporting-Year Transformation Waste (tons):	00.00
Reporting-Year Population:	42,602
Reporting-Year Employment:	11,837

Reporting-Year Calculation Results (Per Capita)

	Population		Employment	
	Target	Annual	Target	Annual
Disposal Rate without Transformation(pounds/person/day):		3.8		13.7
Transformation Rate (pounds/person/day):	0.9	0.0	3.3	0.0
The Calculated Disposal Rate (pounds/person/day):	4.3	3.8	16.3	13.7

Calculation Factors

If any boxes are checked, please complete, and sign the [Reporting Year Disposal Modification Certification Sheet](#) and mail, e-mail or FAX to CalRecycle within 7 business days of submitting your report. If you are only claiming report-year disposal deductions for waste transported to a certified Transformation facility, you do not need to fill out the certification request.

Although you will be able to submit your electronic Annual Report without completing this sheet, your Annual Report will not be deemed complete until this sheet is completed and received by CalRecycle. Contact your [LAMD representative](#) for details.

- ☐ Alternative disposal tonnage
☐ Deductions to DRS disposal tonnage

Questions and Responses**Rural Petition for Reduction in Requirements****Rural Petition For Reduction**

- 1. Question:** Was your jurisdiction granted a rural Petition for Reduction by the CIWMB?
For more information regarding Rural Petition For Reduction, go to [Rural Solid Waste Diversion Home Page](#).

Response

No.

Disposal Rate Accuracy**Disposal Rate Accuracy**

- 1. Question:** Are there extenuating circumstances pertaining to your jurisdiction's disposal rate that the Board should consider, as authorized by the [Public Resources Code Section 41821\(c\)](#)? If you wish to attach additional information to your annual report, please send those items or electronic files to your LAMD representative; include a brief description of those files below. If so, please use the space below to tell the Board.

Response

No.

Planning Documents Assessment**Source Reduction and Recycling Element (SRRE)**

- 1. Question:** Does the SRRE need to be revised?

Response

No.

Household Hazardous Waste Element (HHWE)

- 2. Question:** Does the HHWE need to be revised?

Response

No.

Non-Disposal Facility Element (NDFE)

- 3. Question:** Describe below any changes in the use of nondisposal facilities, both existing and planned (e.g., is the jurisdiction using a different facility within or outside of the jurisdiction, has a facility closed, is a new one being planned).

Response

No response has been entered

Non-Disposal Facility Element (NDFE)

- 4. Question:** Are there currently any nondisposal facilities that require a solid waste facility permit located (or planned to be sited) in your jurisdiction that are not identified in your NDFE?

Response

No.

Areas of Concern / Conditional Approvals

Areas of concern

- 1. Question:** Did the Board require your jurisdiction to address any areas of concern when determining the adequacy of your solid waste planning documents, or any of their elements?

Response

No.

Conditional approvals

- 2. Question:** Did the Board give conditional approval to any of your solid waste planning documents, or any of their elements?

Response

No.

Additional Information

Additional Information

- 1. Question:** Is there anything else you would like to tell the CIWMB about unique or innovative efforts by your jurisdiction to reduce waste generation and increase diversion, about your jurisdiction's public education efforts, or about specific obstacles to reaching your jurisdiction's diversion goal? If you wish to attach additional information to your annual report, please send those items or electronic files to your LAMD representative and include a brief description of those files below.

Response

Yes. In response to the Baord's GFE assessment as part of the 2005-06 Biannual Review, the Town of Danville, working with CCCSWA staff, have accomplished the following: - Development of a Model EPP that will be adopted by the Town Manager for implementation in town government operations later in 2009. - Adoption of a Contruction & Demolition Ordinance in July, 2009. - Participation in a regional effort to cerify C&D recovery facilities to increase diversion of C&D waste and improve documentation of diversion. - Support of the CCCSWA Commercial Food Waste Pilot Program with anticipated expansion into Danville by March 2010.

SRRE and HHWE Diversion Programs**1000-SR-XGC (Xeriscaping/Grasscycling)**

Current Status: AO - Alternative and Ongoing	Program Start Year: 1998	Existed before 1990: No
	Report Year Diversion Tons: 1098.00	Selected in SRRE: No
		Owned or Operated: Yes

Selected Program Details: Grasscycling

Jurisdiction Notes

2008: Danville continues ongoing grasscycling within 160 acres of public parks and civic areas. Danville promotes grasscycling through instruction in compost workshops and informational handouts at special events and the farmer market.

1010-SR-BCM (Backyard and On-Site Composting/Mulching)

Current Status: SO - Selected and Ongoing	Program Start Year: 1992	Existed before 1990: No
	Report Year Diversion Tons: 195.00	Selected in SRRE: Yes
		Owned or Operated: Yes

Jurisdiction Notes

2008: Danville participates in a regional program that offers free instructional workshops, free DVD videos (available on loan), reduced cost compost bins (Biostack and Earth machine) and home composter certification with \$1.50 rate reduction. A total of 68 compost bins were sold to Danville residents during 2008. The \$1.50/month garbage rate reduction continued with a total of 217 Danville residents participating.

1020-SR-BWR (Business Waste Reduction Program)

Current Status: SO - Selected and Ongoing	Program Start Year: 1990	Existed before 1990: Yes
	Report Year Diversion Tons: 0.00	Selected in SRRE: Yes
		Owned or Operated: Yes

Jurisdiction Notes

2008: Local businesses use email to reduce paper waste and make duplex copies when copying. Local retail stores use reusable bins and/or pallets for shipping/receiving inventory from distribution centers. Local groceries donate food to charities.

1030-SR-PMT (Procurement)

Current Status: SO - Selected and Ongoing	Program Start Year: 1993	Existed before 1990: No
	Report Year Diversion Tons: 0.00	Selected in SRRE: Yes
		Owned or Operated: Yes

Jurisdiction Notes

2008: The CCCSWA transmitted a model EPP to Danville staff in June, 2009 for review and adoption.

1040-SR-SCH (School Source Reduction Programs)

Current Status: AO - Alternative and Ongoing Program Start Year: 2000 Existed before 1990: No
 Report Year Diversion Tons: 0.00 Selected in SRRE: No
 Owned or Operated: Yes

Jurisdiction Notes

2008: Emphasis continued for improving waste reduction and recycling activities within schools in Danville. The "Waste Buster" Certification Program was used as an incentive to encourage greater school participation in waste reduction and recycling. Garden composting and grasscycling are two methods use at most schools. Educators also reuse paper (backsides) and make duplex copies to reduce paper waste.

1050-SR-GOV (Government Source Reduction Programs)

Current Status: SO - Selected and Ongoing Program Start Year: 1990 Existed before 1990: Yes
 Report Year Diversion Tons: 0.00 Selected in SRRE: Yes
 Owned or Operated: Yes

Jurisdiction Notes

2008: Danville uses city park/facility grasscycling, office duplex copying, emails, reusable cups, plates, and utensils in breakrooms, and concrete and dirt reuse to reduce waste

1060-SR-MTE (Material Exchange, Thrift Shops)

Current Status: SO - Selected and Ongoing Program Start Year: 1990 Existed before 1990: Yes
 Report Year Diversion Tons: 206.00 Selected in SRRE: Yes
 Owned or Operated: Yes

Jurisdiction Notes

2008: As a CCCSWA member, Danville is supported by East Bay Depot for Creative Reuse, St. Vincent de Paul, and Pacific Rim Recycling for collection of household reusable items each quarter.

2000-RC-CRB (Residential Curbside)

Current Status: SO - Selected and Ongoing Program Start Year: 1989 Existed before 1990: Yes
 Report Year Diversion Tons: 18725.00 Selected in SRRE: Yes
 Owned or Operated: Yes

Selected Program Details: Multi-family residences | Single-family residences | Commingled (Single-stream) | Glass | Metal | Miscellaneous paper (includes phone books, catalogs, magazines and other paper) | Newspaper | Office paper (white & colored ledger, computer paper, other office paper) | Plastic 1-2 | Plastic 3-7 | Uncoated corrugated cardboard and paper bags

Jurisdiction Notes

2008: Danville is served by single stream weekly curbside collection. 18,725 tons of comingled recyclables (not including green waste) was collected in 2008.

2010-RC-DRP (Residential Drop-Off)

Current Status: SO - Selected and Ongoing Program Start Year: 1991 Existed before 1990: Yes
 Report Year Diversion Tons: 11.00 Selected in SRRE: Yes
 Owned or Operated: Yes

Jurisdiction Notes

2008: Danville residents are served by recycling centers/drop offs in neighboring Walnut Creek. Each location accepts mixed paper, cardboard, plastics (#1-5, #7), scrap wood, scrap metal and CRV containers. The Walnut Creek facility also accepts green waste. A total of 11 tons were collected from Danville residents.

2020-RC-BYB (Residential Buy-Back)

Current Status: SO - Selected and Ongoing	Program Start Year: 1990	Existed before 1990: Yes
	Report Year Diversion Tons: 0.00	Selected in SRRE: Yes
		Owned or Operated: Yes

Jurisdiction Notes

2008: Danville has one certified buy back facility within town limits and residents and businesses have access to three in Walnut Creek and two in San Ramon.

2030-RC-OSP (Commercial On-Site Pickup)

Current Status: SO - Selected and Ongoing	Program Start Year: 1991	Existed before 1990: Yes
	Report Year Diversion Tons: 5703.00	Selected in SRRE: Yes
		Owned or Operated: Yes

Selected Program Details: Commingled (Single-stream) | Source separated | Glass | Metal | Miscellaneous paper (includes phone books, catalogs, magazines and other paper) | Newspaper | Office paper (white & colored ledger, computer paper, other office paper) | Plastic 1-2 | Plastic 3-7 | Uncoated corrugated cardboard and paper bags

Jurisdiction Notes

2008: Danville has two programs providing on-site collection for local businesses. The small business program serves small businesses with one cubic or less of refuse per week with free collection service. Larger generators are served by a regional permitted recycling services. In 2008, the small business program diverted 162 tons of material and the permit system collectors diverted 5,541 tons of materials.

2040-RC-SFH (Commercial Self-Haul)

Current Status: SO - Selected and Ongoing	Program Start Year: 1990	Existed before 1990: Yes
	Report Year Diversion Tons: 1926.00	Selected in SRRE: Yes
		Owned or Operated: Yes

Jurisdiction Notes

2008: Yellow Page ads are placed in local phone directories to promote recycling options for C&D materials. Danville continues to distribute the updated "Builder's Guide to Reuse and Recycling" at the town's construction permit desk.

2050-RC-SCH (School Recycling Programs)

Current Status: SO - Selected and Ongoing	Program Start Year: 1987	Existed before 1990: Yes
	Report Year Diversion Tons: 0.00	Selected in SRRE: Yes
		Owned or Operated: Yes

Jurisdiction Notes

2008: Working with the CCCSWA, the Town of Danville continued school outreach and assistance offered by "WasteBusters" school recycling program. Schools continued to promote mixed paper, can and bottle recycling at all schools and green waste collection at selected schools.

2060-RC-GOV (Government Recycling Programs)

Current Status: AO - Alternative and Ongoing	Program Start Year: 1996	Existed before 1990: No
	Report Year Diversion Tons: 8040.00	Selected in SRRE: No
		Owned or Operated: Yes

Jurisdiction Notes

2008: The Town of Danville continues to recycle white paper, mixed paper, newspaper, cardboard, aluminum, tin, scrap metal, landscaping waste, motor oil, computers and batteries at the administrative offices, the corporation yard, recreation centers, senior facilities, and parks. The Town of Danville Public Works Department undertook a number of large capital improvement, parks, and roadway improvement projects that produced construction waste. The PW department recorded 8,040 tons of construction and concrete waste recovered and recycled from these projects.

2070-RC-SNL (Special Collection Seasonal (regular))

Current Status: SO - Selected and Ongoing	Program Start Year: 1990	Existed before 1990: Yes
	Report Year Diversion Tons: 278.00	Selected in SRRE: Yes
		Owned or Operated: Yes

Jurisdiction Notes

2008: The Town of Danville sponsors holiday tree collection. In 2008, 72 tons of holiday trees were collected. The bi-annual reuse collection program offers the opportunity for residents to set out materials for a reuse collector. These materials are donated to charitable organizations for resale and reuse. Materials collected include clothing, household goods, bicycles, electronics, small furnishing items, and sporting goods. In 2008, 206 tons of reusable materials were collected.

3000-CM-RCG (Residential Curbside Greenwaste Collection)

Current Status: SO - Selected and Ongoing	Program Start Year: 1991	Existed before 1990: Yes
	Report Year Diversion Tons: 11492.00	Selected in SRRE: Yes
		Owned or Operated: Yes

Selected Program Details: Multi-Family | Single-Family

Jurisdiction Notes

2008: Curbside green waste collection uses 64 gallon carts collected weekly and sent to various end users including CCL Organics in Benicia, Grover Composting Facility near Modesto and ADC use at Keller Landfill. 64 gallon carts or 1/2 yard boxes are provided to large multi family buildings with same end use.

3010-CM-RSG (Residential Self-haul Greenwaste)

Current Status: SO - Selected and Ongoing	Program Start Year: 1996	Existed before 1990: No
	Report Year Diversion Tons: 25.00	Selected in SRRE: Yes
		Owned or Operated: Yes

Jurisdiction Notes

2008: Residential self haul of greenwaste continued at the Walnut Creek Recycling center. The San Ramon recycling center closed in late 2007.

3020-CM-COG (Commercial On-Site Greenwaste Pick-up)

Current Status: AO - Alternative and Ongoing	Program Start Year: 1998	Existed before 1990: No
	Report Year Diversion Tons: 0.00	Selected in SRRE: No
		Owned or Operated: Yes

Jurisdiction Notes

2008: Through the CCCSWA permit recycling program, businesses and government continue to receive green waste collection service upon request.

3030-CM-CSG (Commercial Self-Haul Greenwaste)

Current Status: SO - Selected and Ongoing	Program Start Year: 1994	Existed before 1990: No
	Report Year Diversion Tons: 25.00	Selected in SRRE: Yes
		Owned or Operated: Yes

Jurisdiction Notes

2008: Green waste drop off and disposal locations at Walnut Creek Recycling Center, Martinez Transfer and Recovery Facility, Pittsburg Transfer Station, and CCL Organics in Benicia.

3040-CM-FWC (Food Waste Composting)

Current Status: AO - Alternative and Ongoing	Program Start Year: 1999	Existed before 1990: No
	Report Year Diversion Tons: 0.00	Selected in SRRE: No
		Owned or Operated: No

Jurisdiction Notes

2008: No change.

3050-CM-SCH (School Composting Programs)

Current Status: AO - Alternative and Ongoing	Program Start Year: 2001	Existed before 1990: No
	Report Year Diversion Tons: 0.00	Selected in SRRE: No
		Owned or Operated: Yes

Jurisdiction Notes

2008: As part of school outreach efforts, Danville schools are encouraged to compost their garden and landscape waste onsite.

3060-CM-GOV (Government Composting Programs)

Current Status: AO - Alternative and Ongoing	Program Start Year: 1998	Existed before 1990: No
	Report Year Diversion Tons: 0.00	Selected in SRRE: No
		Owned or Operated: Yes

Jurisdiction Notes

2008: No change.

4020-SP-TRS (Tires)

Current Status: SO - Selected and Ongoing	Program Start Year: 1995 Report Year Diversion Tons: 5.93	Existed before 1990: No Selected in SRRE: Yes Owned or Operated: Yes
---	--	--

Jurisdiction Notes

2008: Tires are collected at the Contra Costa Transfer & Recovery Facility for recycling by Lakin Facility.

4030-SP-WHG (White Goods)

Current Status: SO - Selected and Ongoing	Program Start Year: 1990 Report Year Diversion Tons: 0.00	Existed before 1990: Yes Selected in SRRE: Yes Owned or Operated: Yes
---	--	---

Jurisdiction Notes

2008: Vendors delivering new product collect old appliance for recycling and drop-off at the Contra Costa Transfer & Recovery Facility.

4040-SP-SCM (Scrap Metal)

Current Status: AO - Alternative and Ongoing	Program Start Year: 1990 Report Year Diversion Tons: 28.05	Existed before 1990: No Selected in SRRE: No Owned or Operated: Yes
--	---	---

Jurisdiction Notes

2008: Drop off collection at the Contra Costa Transfer & Recycling Facility.

4050-SP-WDW (Wood Waste)

Current Status: SO - Selected and Ongoing	Program Start Year: 1990 Report Year Diversion Tons: 0.00	Existed before 1990: Yes Selected in SRRE: Yes Owned or Operated: Yes
---	--	---

Jurisdiction Notes

2008: Wood waste is recovered from C&D loads received at the Martinez Transfer and recovery facility via self haul or debris box and from materials brought to the Walnut Creek Recycling Center by contractors. Wood waste, if untreated, is used as biomass fuel. Treated wood is also used as ADC at Keller Canyon Landfill.

4060-SP-CAR (Concrete/Asphalt/Rubble)

Current Status: AO - Alternative and Ongoing	Program Start Year: 1998 Report Year Diversion Tons: 8435.00	Existed before 1990: No Selected in SRRE: No Owned or Operated: Yes
--	---	---

Selected Program Details: Asphalt Paving | Brick | Concrete/cement | Gypsum Board/drywall | Mixed C + D | Rock, soils and fines

Jurisdiction Notes

2008: Town of Danville encourages recycling of inerts from capital improvement projects. In 2008, 8040 tons of concrete and asphalt were diverted from public works projects. Self haul C&D waste disposal at the Contra Costa Transfer facility was 395 tons.

4090-SP-RND (Rendering)

Current Status: AO - Alternative and Ongoing	Program Start Year: 1998	Existed before 1990: No
	Report Year Diversion Tons: 0.00	Selected in SRRE: No
		Owned or Operated: No

Jurisdiction Notes

2008: No change.

5000-ED-ELC (Electronic (radio ,TV, web, hotlines))

Current Status: SO - Selected and Ongoing	Program Start Year: 1990	Existed before 1990: Yes
	Report Year Diversion Tons: 0.00	Selected in SRRE: Yes
		Owned or Operated: Yes

Jurisdiction Notes

2008: The Danville town website links to the CCCSWA website that offers battery collection, e-waste recycling, and reuse programs and information. The CCCSWA's "Divisions" newsletter is sent to Danville residents who subscribe to residential refuse service and offers similar information.

5010-ED-PRN (Print (brochures, flyers, guides, news articles))

Current Status: SO - Selected and Ongoing	Program Start Year: 1984	Existed before 1990: Yes
	Report Year Diversion Tons: 0.00	Selected in SRRE: Yes
		Owned or Operated: Yes

Jurisdiction Notes

2008: Monthly columns and/or announcements published in Rossmoor News, Walnut Creek Journal, Danville Times, Lamorinda Sun regarding waste reduction and recycling. Continued to distribute "Divisions" residential newsletter to all single family homes. Also use news articles, bill inserts, program brochures (commercial/residential), and countywide recycling guide.

5020-ED-OUT (Outreach (tech assistance, presentations, awards, fairs, field trips))

Current Status: SO - Selected and Ongoing	Program Start Year: 1984	Existed before 1990: Yes
	Report Year Diversion Tons: 0.00	Selected in SRRE: Yes
		Owned or Operated: Yes

Jurisdiction Notes

2008: The CCCSWA, along with Town of Danville staff, set up information and outreach tables at the Bishop Ranch Earth day Festival, Danville Fourth of July Parade, and Danville Farmers Market.

5030-ED-SCH (Schools (education and curriculum))

Current Status: AO - Alternative and Ongoing	Program Start Year: 1996	Existed before 1990: No
	Report Year Diversion Tons: 0.00	Selected in SRRE: No
		Owned or Operated: Yes

Jurisdiction Notes

2008: The following programs were offered to Danville schools: Wastebuster certifications, Assemblies – ZunZun, Earthcapades, Earth Team, Workshops – Junkology, Composting, Vermi-composting, School Waste Audits, Technical Assistance, Quarterly Schools Newsletter, and information on the wastediver.org website.

6010-PI-EIN (Economic Incentives)

Current Status: SO - Selected and Ongoing	Program Start Year: 1990	Existed before 1990: Yes
	Report Year Diversion Tons: 0.00	Selected in SRRE: Yes
		Owned or Operated: Yes

Selected Program Details: Discounts | Rebate | Variable can rate/Quantity based user fee

Jurisdiction Notes

2008: Continued use of progressive rate structure, discounted garbage rate for certified home composters, subsidized home composting bins electric mulching mowers, and yard waste chipper/shredders.

6020-PI-ORD (Ordinances)

Current Status: SO - Selected and Ongoing	Program Start Year: 1995	Existed before 1990: No
	Report Year Diversion Tons: 0.00	Selected in SRRE: Yes
		Owned or Operated: Yes

Selected Program Details: C & D ordinance

Jurisdiction Notes

2008: Environmental Purchasing Policy (EPP) – A "model" EPP has been developed by the CCCSWA and City of Walnut Creek. This model was under final review by senior management at the City of Walnut Creek and EPP policy was approved by the CCCSWA Board for transmission to member cities in May 2009. C&D Ordinance Revisions – CCCSWA and member city staff members initiated review of existing C&D Ordinances in October, 2008. Review revealed inconsistencies between cities on thresholds that trigger ordinance compliance, deposit requirements, and how penalties are levied. Furthermore, staff review revealed weaknesses in how contractors are required to report diverted weight on their project Waste management Plans. Based on these findings, the C&D ordinance working group developed a new "model" ordinance with revisions that remove the inconsistencies. Danville, along with other CCCSWA member cities, will join a regional program to certify C&D processing facilities for their ability to recover recyclable C&D waste and require contractors to use these facilities. The model C&D ordinance was approved by the CCCSWA Board at the June 2009 meeting. The model has been forwarded to Danville staff for adoption in July 2009.

7000-FR-MRF (MRF)

Current Status: SO - Selected and Ongoing	Program Start Year: 1993	Existed before 1990: No
	Report Year Diversion Tons: 0.00	Selected in SRRE: Yes
		Owned or Operated: Yes

Jurisdiction Notes

2008: Materials continued to be taken to Pacific Rim and Davis Street Transfer Station for processing. Each facility guarantees a minimum 50% or greater diversion of materials.

7010-FR-LAN (Landfill)

Current Status: AO - Alternative and Ongoing	Program Start Year: 2000	Existed before 1990: No
	Report Year Diversion Tons: 0.00	Selected in SRRE: No
		Owned or Operated: No

Jurisdiction Notes

2008: Danville continues to use Keller Canyon Landfill. All diversion programs associated with the landfill occur at the Contra Costa Transfer & Recovery Facility where material recovery and load checking takes place.

7020-FR-TST (Transfer Station)

Current Status: SO - Selected and Ongoing

Program Start Year: 1995
Report Year Diversion Tons:
2441.00

Existed before 1990: No
Selected in SRRE: Yes
Owned or Operated: No

Jurisdiction Notes

2008: Danville uses the Martinez Transfer Station that accepts C&D waste, wood, asphalt, concrete, soil, green waste, metal, paper, and electronics for recovery.

7030-FR-CMF (Composting Facility)

Current Status: SO - Selected and Ongoing

Program Start Year: 1993
Report Year Diversion Tons:
5746.00

Existed before 1990: No
Selected in SRRE: Yes
Owned or Operated: No

Jurisdiction Notes

2008: Per franchise agreement, at least 50 percent of green waste must composted. Green waste was sent to CCL Organics and Grover Compost Facility.

7040-FR-ADC (Alternative Daily Cover)

Current Status: AO - Alternative and Ongoing

Program Start Year: 1996
Report Year Diversion Tons:
2526.00

Existed before 1990: No
Selected in SRRE: No
Owned or Operated: No

Jurisdiction Notes

2008: Danville continues to send greenwaste, wood, and inert C&D materials for use as ADC at Keller Canyon landfill.

8010-TR-BIO (Biomass)

Current Status: SO - Selected and Ongoing

Program Start Year: 1990
Report Year Diversion Tons: 0.00

Existed before 1990: Yes
Selected in SRRE: Yes
Owned or Operated: No

Jurisdiction Notes

2008: No change.

8020-TR-TRS (Tires)

Current Status: AO - Alternative and Ongoing

Program Start Year: 1999
Report Year Diversion Tons: 0.00

Existed before 1990: No
Selected in SRRE: No
Owned or Operated: No

Jurisdiction Notes

2008: No change.

9000-HH-PMF (Permanent Facility)

Current Status: SO - Selected and Ongoing

Program Start Year: 1990

Report Year Diversion Tons: 99.00

Existed before 1990: Yes

Selected in SRRE: Yes

Owned or Operated: No

Jurisdiction Notes

2008: The Central Contra Costa Sanitary District HHW facility continues to be the primary public disposal facility for hazardous materials. Walnut Creek Recycling Center also collected used motor oil and antifreeze.

9010-HH-MPC (Mobile or Periodic Collection)

Current Status: SO - Selected and Ongoing

Program Start Year: 1985

Report Year Diversion Tons: 0.00

Existed before 1990: Yes

Selected in SRRE: Yes

Owned or Operated: Yes

Jurisdiction Notes

2008: No mobile or periodic collection events were sponsored by Danville.

9020-HH-CSC (Curbside Collection)

Current Status: AO - Alternative and Ongoing

Program Start Year: 1996

Report Year Diversion Tons: 1.10

Existed before 1990: No

Selected in SRRE: No

Owned or Operated: No

Jurisdiction Notes

2008: Weekly collection of used oil and filters, as part of residential curbside collection.

9030-HH-WSE (Waste Exchange)

Current Status: AO - Alternative and Ongoing

Program Start Year: 1997

Report Year Diversion Tons: 0.00

Existed before 1990: No

Selected in SRRE: No

Owned or Operated: No

Jurisdiction Notes

2008: Central Contra Costa Sanitary District's permanent facility continued to provide recyclable hazardous waste exchange for selected materials, including latex paints, fertilizer, and household cleaning agents.

9040-HH-EDP (Education Programs)

Current Status: SO - Selected and Ongoing

Program Start Year: 1988

Report Year Diversion Tons: 0.00

Existed before 1990: Yes

Selected in SRRE: Yes

Owned or Operated: Yes

Jurisdiction Notes

2008: HHW features in Diversions Quarterly newsletter, disposal information offered on agency website (www.wastediversion.org), informational brochures distributed at fairs and festivals.

9045-HH-EWA (Electronic Waste)

Current Status: AO - Alternative and Ongoing	Program Start Year: 2001	Existed before 1990: No
	Report Year Diversion Tons: 0.00	Selected in SRRE: No
		Owned or Operated: No

Jurisdiction Notes

2008: E-waste was collected curbside as part of the periodic reuse collection program.

9050-HH-OTH (Other HHW)

Current Status: SO - Selected and Ongoing	Program Start Year: 1998	Existed before 1990: No
	Report Year Diversion Tons: 7.00	Selected in SRRE: Yes
		Owned or Operated: Yes

Jurisdiction Notes

2008: Danville collected 7 tons of used household batteries through drop off at a local hardware store and curbside collection.

100% composting and 0% ADC by CCCSWA Contract

Exhibit 15 Lafayette Annual Reports from 2005 to 2008

	2005	2006 (food added)	2007 (food added)	2008 (food added)
Residential Green Waste Collected	6,520 tons	6,438 tons	4,099 tons	6,124 tons
Composting reported by Layette	0 tons	0 tons	3,141 tons	3,062 tons
ADC reported by Lafayette	1,132 tons	2,615 tons	1,631 tons	475 tons
ADC reported by Keller Canyon	999 tons	489 tons	1,274 tons	1,460 tons
CCCSWA contract: 0% ADC	17% ADC	41% ADC	40% ADC	24% ADC
100% compost	0% composted	0% composted	77% composted	50% composted

Exhibit 16 Moraga Annual Reports from 2005 to 2008

	2005	2006 (food added)	2007 (food added)	2008 (food added)
Residential Green Waste Collected	4,113 tons	4061 tons	3,961 tons	3,841 tons
Composting reported by Moraga	0 tons	0 tons	0 tons	1,910 tons
ADC reported by Moraga	365 tons	735 tons	648 tons	177 tons
ADC reported by Keller Canyon	351 tons	87 tons	561 tons	1,460 tons
CCCSWA contract: 0% ADC	9% ADC	18% ADC	16% ADC	38% ADC
100% compost	0% composted	0% composted	0% composted	50% composted

Exhibit 17 Orinda Annual Reports from 2005 to 2008

	2005	2006 (food added)	2007 (food added)	2008 (food added)
Residential Green Waste Collected	5,470 tons	5,413 tons	5,276 tons	5,146 tons
Composting reported by Orinda	0 tons	0 tons	5,278 tons	2,572 tons
ADC reported by Orinda	543 tons	1,249 tons	832 tons	248 tons
ADC reported by Keller Canyon	487 tons	275 tons	654 tons	837 tons
CCCSWA contract: 0% ADC	10% ADC	23% ADC	16% ADC	16% ADC
100% compost	0% composted	0% composted	100% composted	50% composted

CalRecycle Electronic Model Annual Report Summary

For: Lafayette

2483

Report Submitted

Report Year: 2005
Submitted By:

Submitted On: 3/15/2007
Phone: () -

Jurisdiction Official Primary Contact (Current)

Contact Name	Email	Phone Number
Brandt Andersson	BAndersson@lovelafayette.org	(925) 284-1968

LAMD Contact (Current)

JoAnn Jaschke	JoAnn.Jaschke@CalRecycle.ca.gov	(916) 341-6210
---------------	---------------------------------	----------------

Basic Information

Calculation Method: Adjustment Method

Petition for Rural Reduction: No

BioMass: No

Section A

A-1 Calculated Diversion Rate

Base-Year:	2000
Base-Year Generation Amount (tons):	38,607
Base-Year Residential Generation Rate:	69%
Reporting Year:	2005
Diversion Rate Requirement:	50%
Reporting-Year Disposal Amount (tons):	19,658 *

Reported Disaster Waste (tons):	0
Reported Medical Waste (tons):	0
Reported Regional Diversion Facility Residual Waste (tons):	0
Reported Out-of-State Export (Diverted) (tons):	0
Reported Transformation Waste (tons):	0
Reported Other Disposal Amount (tons):	0

Total Disposal Reduction Credit Amount Reported (tons):

Total Adjusted Reporting-Year Disposal Amount (tons):

19,658

	Source	Base-Year	Reporting Year	% Change
Population:	County	946,300	1,019,101	7.7%
Taxable Sales (x1000):	County	12,330,560	13,480,075	9.3%
Employment:	Industry	336,600	343,800	2.1%
Consumer Price Index:	Metropolitan	180.2	202.7	12.5%
Change in Residential Sector (%):			3.7%	Growth
Change in Non-Residential Sector (%):			-0.3%	Decline

CalRecycle Electronic Model Annual Report Summary

Estimated Reporting-Year Generation Tonnage: 39,547

Reporting-Year Diversion Rate (%): 50%

Diversion Rate Accuracy

Question:

1. Are there extenuating circumstances pertaining to your jurisdiction's diversion rate that CalRecycle should consider, as authorized by the Public Resources Code Section 41821(c). If so, please use the space below to tell CalRecycle. If you wish to attach additional information to your annual report, please send those items or electronic files to your LAMD representative; include a brief description of those files below.

Jurisdiction's response:

Lafayette's disposal increased substantially in 2005 due to a spike in Class II disposal at Keller Canyon Landfill in the 3rd and 4th quarters. The Class II disposal consisted of VOC contaminated soil and contaminated soil.

A-2 Adjustment Factors

Adjustment Factor Used	Source of Adjustment Factor
Population: County	Not Required
Taxable Sales: County	Not Required
Employment: Industry	Not Required
Consumer Price Index: Metropolitan	Not Required

A-3 Calculation Method

Calculation Method	Required Form
1. Requesting correction to existing base year:	No
2. Requesting alternative disposal tonnage:	Yes
3. Requesting deductions to DRS disposal tonnage:	Yes
4. Requesting Biomass diversion credits:	No

Section B

B1 - SWGS needs revision:	No
B2 - SRRE needs revision:	No
B3 - HHWE needs revision:	No
B4 - NDFE	

Changes in use of nondisposal facilities:

NDFE needs revision: No

Section C

C - 1 Existing SRRE and HHWE Programs

Program Code	Program Name	Owned and Op	Program Tons	Status	Reason(s)	Target Sector
1000-SR-XGC	Xeriscaping/Grasscycling	Y		Alternative and Ongoing		All sectors

Additions to Program Notes: 2005: Collaborated with and promoted "Bringing Back the Natives" garden tour as part of the mini-grant program. Tour promoted use of native plants to reduce water usage and plant waste and also provided composting workshops.

1010-SR-BCM	Backyard and On-Site Composting/Mulching	Y	344.1	Selected and Ongoing		All sectors
-------------	--	---	-------	----------------------	--	-------------

CalRecycle Electronic Model Annual Report Summary

C - 1 Existing SRRE and HHWE Programs

Program Code	Program Name	Owned and Op	Program Tons	Status	Reason(s)	Target Sector
1020-SR-BWR	Business Waste Reduction Program	Y		Selected and Ongoing		Commercial, Industrial, Government, School

Additions to Program Notes: 2005: Continued participation and alliance with Contra Costa County Green Business Program. Performed waste audits as partner in program.

1030-SR-PMT	Procurement	Y		Selected and Ongoing		Commercial, Industrial, Government
-------------	-------------	---	--	----------------------	--	------------------------------------

1040-SR-SCH	School Source Reduction Programs	Y		Alternative and Ongoing		School
-------------	----------------------------------	---	--	-------------------------	--	--------

1050-SR-GOV	Government Source Reduction Programs	Y		Selected and Ongoing		Government
-------------	--------------------------------------	---	--	----------------------	--	------------

1060-SR-MTE	Material Exchange, Thrift Shops	Y	59.5	Selected and Ongoing		All sectors
-------------	---------------------------------	---	------	----------------------	--	-------------

2000-RC-CRB	Residential Curbside	Y	4617.9	Selected and Ongoing		Residential
-------------	----------------------	---	--------	----------------------	--	-------------

Additions to Program Notes: 2005: Rolled out single stream recycling collection to single family residents, with intent to increase diversion. Added winter collection day to reuse collection program (now twice per year).

2010-RC-DRP	Residential Drop-Off	Y	37.6	Selected and Ongoing		Residential
-------------	----------------------	---	------	----------------------	--	-------------

2020-RC-BYB	Residential Buy-Back	Y		Selected and Ongoing		Residential
-------------	----------------------	---	--	----------------------	--	-------------

2030-RC-OSP	Commercial On-Site Pickup	Y	4191.4	Selected and Ongoing		Commercial, Industrial, Government, School
-------------	---------------------------	---	--------	----------------------	--	--

Additions to Program Notes: 2005: Updated the "Contra Costa Builders Guide to Reuse and Recycling" and distributed it throughout Contra Costa County. Conducted an audit of the amount of recyclables collected by businesses participating in the free small business recycling program to increase accuracy of data collection. Conducted waste audits of top-10 commercial waste generators.

2040-RC-SFH	Commercial Self-Haul	Y		Selected and Ongoing		Commercial, Industrial, Government, School
-------------	----------------------	---	--	----------------------	--	--

2050-RC-SCH	School Recycling Programs	Y	108.9	Selected and Ongoing		School
-------------	---------------------------	---	-------	----------------------	--	--------

Additions to Program Notes: 2005: Began offering Junkology Creative Reuse workshops to schools. Continued Earth Team school video program. Increased budget to offer can and bottle recycling containers to all high schools. Continued Wastebusters Program for schools.

CalRecycle Electronic Model Annual Report Summary

C - 1 Existing SRRE and HHWE Programs

Program Code	Program Name	Owned and Op	Program Tons	Status	Reason(s)	Target Sector
2060-RC-GOV	Government Recycling Programs	Y		Alternative and Ongoing		Government
2070-RC-SNL	Special Collection Seasonal (regular)	Y	242.7	Selected and Ongoing		Residential
Additions to Program Notes: 2005: Added winter collection day to reuse collection program (now twice per year).						
3000-CM-RCG	Residential Curbside Greenwaste Collection	Y	6520.4	Selected and Ongoing		Residential
3010-CM-RSG	Residential Self-haul Greenwaste	Y	14.6	Selected and Ongoing		Residential
3020-CM-COG	Commercial On-Site Greenwaste Pick-up	Y		Alternative and Ongoing		Commercial, Industrial, Government, School
3030-CM-CSG	Commercial Self-Haul Greenwaste	Y		Selected and Ongoing		Commercial, Industrial, Government, School
3040-CM-FWC	Food Waste Composting	N	131.1	Alternative and Ongoing		Commercial
3050-CM-SCH	School Composting Programs	Y		Alternative and Ongoing		School
Additions to Program Notes: 2005: Increased efforts to encourage composting in local schools.						
3060-CM-GOV	Government Composting Programs	Y		Selected and Ongoing		Government
4020-SP-TRS	Tires	Y		Selected and Ongoing		Commercial, Industrial
4030-SP-WHG	White Goods	Y		Selected and Ongoing		Residential
4040-SP-SCM	Scrap Metal	Y		Selected and Ongoing		All sectors
4050-SP-WDW	Wood Waste	Y		Selected and Ongoing		All sectors
4060-SP-CAR	Concrete/Asphalt/Rubble	Y		Alternative and Ongoing		All sectors
Additions to Program Notes: 2005: Updated "Contra Costa Builder's Guide to Reuse and Recycling" and distributed throughout Contra Costa County.						

CalRecycle Electronic Model Annual Report Summary

C - 1 Existing SRRE and HHWE Programs

Program Code	Program Name	Owned and Op	Program Tons	Status	Reason(s)	Target Sector
4090-SP-RND	Rendering	N		Alternative and Ongoing		Commercial
5000-ED-ELC	Electronic (radio ,TV, web, hotlines)	Y		Selected and Ongoing		All sectors
5010-ED-PRN	Print (brochures, flyers, guides, news articles)	Y		Selected and Ongoing		All sectors
5020-ED-OUT	Outreach (tech assistance, presentations, awards, fairs, field trips)	Y		Selected and Ongoing		All sectors
Additions to Program Notes: 2005: Participated in John Muir Earth Day event in Martinez. Began writing columns for local newspapers on the 4 R's.						
5030-ED-SCH	Schools (education and curriculum)	Y		Alternative and Ongoing		School
Additions to Program Notes: 2005: Began offering Junkology Creative Reuse workshops to schools.						
6010-PI-EIN	Economic Incentives	Y		Selected and Ongoing		Residential
6020-PI-ORD	Ordinances	Y		Selected and Ongoing		All sectors
7000-FR-MRF	MRF	Y		Selected and Ongoing		All sectors
7010-FR-LAN	Landfill	N	237.6	Alternative and Ongoing		All sectors
7020-FR-TST	Transfer Station	N	1351.0	Selected and Ongoing		All sectors
7030-FR-CMF	Composting Facility	N		Selected and Ongoing		All sectors
7040-FR-ADC	Alternative Daily Cover	N	1131.8	Alternative and Ongoing		All sectors
8010-TR-BIO	Biomass	N		Selected and Ongoing		
8020-TR-TRS	Tires	N		Alternative and Ongoing		All sectors
9000-HH-PMF	Permanent Facility	N		Selected and Ongoing		All sectors

CalRecycle Electronic Model Annual Report Summary

C - 1 Existing SRRE and HHWE Programs

Program Code	Program Name	Owned and Op	Program Tons	Status	Reason(s)	Target Sector
9010-HH-MPC	Mobile or Periodic Collection	Y		Selected and Ongoing		All sectors
9020-HH-CSC	Curbside Collection	N		Alternative and Ongoing		Residential
9030-HH-WSE	Waste Exchange	N		Alternative and Ongoing		Residential, Commercial
9040-HH-EDP	Education Programs	Y		Selected and Ongoing		All sectors
9045-HH-EWA	Electronic Waste	N	32.2	Alternative and Ongoing		
Additions to Program Notes: 2005: Collected e-waste curbside as part of twice yearly reuse collection program.						
9050-HH-OTH	Other HHW	Y		Selected and Ongoing		Residential

Section F

F1 - Areas of concern:

F2 - Conditional approvals:

CalRecycle Electronic Model Annual Report Summary

For: Lafayette

2885

Report Submitted

Report Year: 2006

Submitted On: 3/14/2008

Submitted By:

Phone: () -

Jurisdiction Official Primary Contact (Current)

Contact Name	Email	Phone Number
Brandt Andersson	BAndersson@lovelafayette.org	(925) 284-1968

LAMD Contact (Current)

JoAnn Jaschke	JoAnn.Jaschke@CalRecycle.ca.gov	(916) 341-6210
---------------	---------------------------------	----------------

Basic Information

Calculation Method: Adjustment Method

Petition for Rural Reduction: No

BioMass: No

Section A

A-1 Calculated Diversion Rate

Base-Year:	2000
Base-Year Generation Amount (tons):	38,607
Base-Year Residential Generation Rate:	69%
Reporting Year:	2006
Diversion Rate Requirement:	50%
Reporting-Year Disposal Amount (tons):	20,950

Reported Disaster Waste (tons):	0
Reported Medical Waste (tons):	0
Reported Regional Diversion Facility Residual Waste (tons):	0
Reported Out-of-State Export (Diverted) (tons):	0
Reported Transformation Waste (tons):	0
Reported Other Disposal Amount (tons):	590 *

Total Disposal Reduction Credit Amount Reported (tons):	590
---	-----

Total Adjusted Reporting-Year Disposal Amount (tons):

20,360

	Source	Base-Year	Reporting Year	% Change
Population:	County	946,300	1,030,732	8.9%
Taxable Sales (x1000):	Jurisdiction	209,801	237,533	13.2%
Employment:	Industry	336,600	349,100	3.7%
Taxable Sales Deflator Index:	CalRecycle	125.1	130.4	4.3%

Change in Residential Sector (%):	7.5%	Growth
Change in Non-Residential Sector (%):	6.1%	Growth

CalRecycle Electronic Model Annual Report Summary

Estimated Reporting-Year Generation Tonnage: 41,350

Reporting-Year Diversion Rate (%): 51%

Diversion Rate Accuracy

Question:

1. Are there extenuating circumstances pertaining to your jurisdiction's diversion rate that CalRecycle should consider, as authorized by the Public Resources Code Section 41821(c). If so, please use the space below to tell CalRecycle. If you wish to attach additional information to your annual report, please send those items or electronic files to your LAMD representative; include a brief description of those files below.

Jurisdiction's response:

No response from Jurisdiction

A-2 Adjustment Factors

Adjustment Factor Used	Source of Adjustment Factor
Population: County	Not Required
Taxable Sales: Jurisdiction	Not Required
Employment: Industry	Not Required
Taxable Sales Deflator Index: CalRecycle	Not Required

A-3 Calculation Method

		Required Form
1. Requesting correction to existing base year:	No	None
2. Requesting alternative disposal tonnage:	No	None
3. Requesting deductions to DRS disposal tonnage:	Yes	Report year disposal modification certification sheet
4. Requesting Biomass diversion credits:	No	None

Section B

B1 - SWGS needs revision:	No
B2 - SRRE needs revision:	No
B3 - HHWE needs revision:	No
B4 - NDFE	

Changes in use of nondisposal facilities:

NDFE needs revision: No

Section C

C - 1 Existing SRRE and HHWE Programs

Program Code	Program Name	Owned and Op	Program Tons	Status	Reason(s)	Target Sector
1000-SR-XGC	Xeriscaping/Grasscycling	Y		Alternative and Ongoing		All sectors

Additions to Program Notes: Promoted the "Bringing Back the Natives" garden tour. The tour promotes the use of native plants to reduce water usage and plant waste. Non-native plants aren't meant to grow here. They require water during the summer, need fertilizers in order to look good, and can harbor pests that require the use of chemicals to kill. Natives use less water, don't take a lot of soil preparation, attract beneficial insects that eat the pests, bring birds to your yard, and generally need much less maintenance through the year.

CalRecycle Electronic Model Annual Report Summary

C - 1 Existing SRRE and HHWE Programs

Program Code	Program Name	Owned and Op	Program Tons	Status	Reason(s)	Target Sector
1010-SR-BCM	Backyard and On-Site Composting/Mulching	Y		Selected and Ongoing		All sectors
Additions to Program Notes: The compost bin subsidy for single-family residences continued in 2006. A total of 307 compost bins were sold to residents within the CCCSWA. The \$1.50/month garbage rate reduction and chipper/shredder rebate continued for registered home composters. A total of 1,512 residents in the CCCSWA took advantage of the subsidy.						
1020-SR-BWR	Business Waste Reduction Program	Y		Selected and Ongoing		Commercial, Industrial, Government, School
Additions to Program Notes: The City continued their alliance with the Contra Costa County Green Business Program in 2006. The partnership included a total of 20 waste audits performed throughout the CCCSWA.						
1030-SR-PMT	Procurement	Y		Selected and Ongoing		Commercial, Industrial, Government
Additions to Program Notes: CCCSWA staff continued to work with City staff to promote and encourage the procurement of recycled-content products. While the City does not have a formal Environmentally Preferable Purchasing Program in place, City departments actively participate in this program in informal ways.						
1040-SR-SCH	School Source Reduction Programs	Y		Alternative and Ongoing		School
Additions to Program Notes: A special emphasis was placed on continued diversion improvement for schools in all of the CCCSWA's jurisdictions using the Waste Buster Certification Program as incentive. Examples include use of voicemail for teacher to parent communication, letters to elected officials for support of recycling legislation, and school leadership focus groups designed to analyze and improve current source reduction, re-use, and recycling activities. A total of 45 public schools within the CCCSWA jurisdictions received technical assistance regarding source reduction, re-use, recycling and composting. Ten of which submitted applications and were awarded Waste Buster Certification status in 2006.						
1050-SR-GOV	Government Source Reduction Programs	Y		Selected and Ongoing		Government
Additions to Program Notes: CCCSWA staff continued to work with each member agency to reduce waste on an ongoing basis.						
1060-SR-MTE	Material Exchange, Thrift Shops	Y	61	Selected and Ongoing		All sectors
Additions to Program Notes: In 2006, there were 2 drop off centers in Lafayette. The City had an ongoing partnership with East Bay Depot for Creative Reuse, St. Vincent de Paul, and Pacific Rim Recycling for collection of household reusable items.						
2000-RC-CRB	Residential Curbside	Y	4554	Selected and Ongoing		Residential
Additions to Program Notes: The curbside program continued with the same methodology and also continued to accept the same materials in 2006. At the end of the year approximately 14,000 multi-family units were participating in this program within the CCCSWA. There were 305 tons collected from the multi-family recycling program and 4,249 tons from single family recycling.						
2010-RC-DRP	Residential Drop-Off	Y		Selected and Ongoing		Residential

CalRecycle Electronic Model Annual Report Summary

C - 1 Existing SRRE and HHWE Programs

Program Code	Program Name	Owned and Op	Program Tons	Status	Reason(s)	Target Sector
Additions to Program Notes: Residents continued to take books to a book recycling drop-off station at the Walnut Creek Recycling Center. In 2006, 39 tons were collected from the San Ramon Recycling Center and 1 ton was collected from the Walnut Creek Recycling Center. All of the same drop off locations were still accepting materials in 2006. There were no new materials added for 2006.						
2020-RC-BYB	Residential Buy-Back	Y		Selected and Ongoing		Residential
Additions to Program Notes: Walnut Creek Recycling Center and San Ramon Recycling Center still continue to provide buyback services to regional residents. There are a total of 10 other local buy back centers in the area that City residents and businesses are able to take advantage of.						
2030-RC-OSP	Commercial On-Site Pickup	Y	4001	Selected and Ongoing		Commercial, Industrial, Government, School
Additions to Program Notes: An audit was conducted on the amount of recyclables collected by businesses participating in the free small business recycling program to increase accuracy of data collection. There were 167 tons collected from the small business and 4,001 from the commercial recycling program as a whole. These audits were conducted on the top-10 waste generators. In 2006, this program was expanded to accept film plastics.						
2040-RC-SFH	Commercial Self-Haul	Y		Selected and Ongoing		Commercial, Industrial, Government, School
Additions to Program Notes: Ads continued to be placed in local phone directories to encourage contractors to contact the CCCSWA for recycling options for their C&D debris. Updated the Builder's Guide to Reuse and Recycling. The primary target audience for this program in 2006 was contractors.						
2050-RC-SCH	School Recycling Programs	Y		Selected and Ongoing		School
Additions to Program Notes: Began offering Junkology Creative Reuse workshops to schools. Continued Earth Team school video program. Increased budget to offer can and bottle recycling containers to all high schools. Provided Earth Tub composter to Athenian School for on-site composting of food waste through our mini-grant program. A total of nine new schools in the CCCSWA's member agencies participated in the Junkology Workshop. Can and bottle recycling container spending per student increased from \$0.11 to \$0.35 for all schools.						
2060-RC-GOV	Government Recycling Programs	Y		Alternative and Ongoing		Government
Additions to Program Notes: The City continues to recycle white paper, mixed paper, newspaper, cardboard, aluminum, tin, scrap metal, landscaping waste, motor oil, computers and batteries at the administrative offices, the corporation yard, recreation centers, senior facilities, and parks.						

CalRecycle Electronic Model Annual Report Summary

C - 1 Existing SRRE and HHWE Programs

Program Code	Program Name	Owned and Op	Program Tons	Status	Reason(s)	Target Sector
2070-RC-SNL	Special Collection Seasonal (regular)	Y	42	Selected and Ongoing		Residential

Additions to Program Notes: The reuse collection program offers the opportunity for residents to set out materials for a reuse collector. These materials are donated to charitable organizations for resale and reuse. In 2006 the materials accepted included: clothing, household goods, bicycles, electronics, small furnishing items, and sporting goods. Having developed this convenient curbside collection program, we are continually evaluating opportunities to add materials to this program to further reduce the amount of waste sent to landfill.

3000-CM-RCG	Residential Curbside Greenwaste Collection	Y	6438	Selected and Ongoing		Residential
-------------	--	---	------	----------------------	--	-------------

Additions to Program Notes: In 2006 the Town of Danville began a pilot program to evaluate the effectiveness of a home food scrap (mixed with green waste in the collection containers) collection program. The pilot program included all customers currently receiving green waste collection service. This program was piloted in Danville for possible expansion to the other jurisdictions in the CCCSWA. In 2006, 6,438 tons of material was collected from this program. Outreach for green waste collection programs continued to include the Customer Service Guide explaining proper preparation of materials, set out requirements, and other program areas to customers.

3010-CM-RSG	Residential Self-haul Greenwaste	Y		Selected and Ongoing		Residential
-------------	----------------------------------	---	--	----------------------	--	-------------

Additions to Program Notes: Green waste continued to be dropped off at the Walnut Creek and San Ramon recycling centers. In 2006, the same materials continued to be accepted.

3020-CM-COG	Commercial On-Site Greenwaste Pick-up	Y		Alternative and Ongoing		Commercial, Industrial, Government, School
-------------	---------------------------------------	---	--	-------------------------	--	--

Additions to Program Notes: Through the CCCSWA franchises, business and government customers continue to receive green waste collection service upon request.

3030-CM-CSG	Commercial Self-Haul Greenwaste	Y		Selected and Ongoing		Commercial, Industrial, Government, School
-------------	---------------------------------	---	--	----------------------	--	--

Additions to Program Notes: Green waste continued to be dropped off at the Walnut Creek and San Ramon recycling centers. In 2006, the same materials continued to be accepted. The primary customers are landscapers.

3040-CM-FWC	Food Waste Composting	N		Alternative and Ongoing		Commercial
-------------	-----------------------	---	--	-------------------------	--	------------

Additions to Program Notes: A residential food scrap recycling collection program was piloted in Danville to determine cost-effectiveness for possible expansion to the rest of the CCCSWA. This pilot was used to identify opportunities for the CCCSWA jurisdictions to remove food scraps from the disposal stream. One obstacle to the cost effectiveness of this program is the lack of local composting capacity. The CCCSWA encourages the CIWMB and the Air Resources Board to permit local facilities and reduce their barriers to entry that will allow us to provide this program more cost effectively.

CalRecycle Electronic Model Annual Report Summary

C - 1 Existing SRRE and HHWE Programs

Program Code	Program Name	Owned and Op	Program Tons	Status	Reason(s)	Target Sector
3050-CM-SCH	School Composting Programs	Y		Alternative and Ongoing		School
Additions to Program Notes: All 45 public schools within the CCCSWA service area were offered technical assistance in initiating kitchen and cafeteria waste composting programs. In 2006, 10 schools submitted applications that resulted in being awarded certification. Of those, 4 included composting of school generated green or food waste.						
3060-CM-GOV	Government Composting Programs	Y		Selected and Ongoing		Government
4020-SP-TRS	Tires	Y		Selected and Ongoing		Commercial, Industrial
Additions to Program Notes: Local tires shops continue to accept used tires. Lakin Tire is the primary hauler permitted to collect and process tires in the area.						
4030-SP-WHG	White Goods	Y		Selected and Ongoing		Residential
Additions to Program Notes: Distribution of the Contra Costa County Reuse and Recycling Guide, which lists white goods recyclers, continued in 2006.						
4040-SP-SCM	Scrap Metal	Y		Selected and Ongoing		All sectors
Additions to Program Notes: This program was still available in 2006. The materials that are collected are taken to various locations in the Bay Area for processing.						
4050-SP-WDW	Wood Waste	Y		Selected and Ongoing		All sectors
Additions to Program Notes: Wood waste, if untreated, is used as biomass at Tracy Biomass Plant. Treated wood is used as ADC at Keller Canyon Landfill.						
4060-SP-CAR	Concrete/Asphalt/Rubble	Y		Alternative and Ongoing		All sectors
Additions to Program Notes: Continued to distribute Contra Costa County Reuse and Recycling Guide throughout the CCCSWA. The guide was sent to all member agencies, contractors, and anyone who requested it. It was also available at various special events.						
4090-SP-RND	Rendering	N		Alternative and Ongoing		Commercial
Additions to Program Notes: Restaurants continued to use Darling International, Modesto Tallow Company, and Salinas Tallow Company for collection and diversion of cooking oil.						
5000-ED-ELC	Electronic (radio ,TV, web, hotlines)	Y		Selected and Ongoing		All sectors
Additions to Program Notes: Maintained and updated agency website with battery collection, e-waste recycling information, and reuse programs. The Diversions newsletter and the articles written for Rossmoor News, Walnut Creek Journal, Danville Times, Lamorinda Sun edition of the Contra Costa Times, and Walnut Creek Magazine were posted on their website as well.						

CalRecycle Electronic Model Annual Report Summary

C - 1 Existing SRR and HHWE Programs

Program Code	Program Name	Owned and Op	Program Tons	Status	Reason(s)	Target Sector
5010-ED-PRN	Print (brochures, flyers, guides, news articles)	Y		Selected and Ongoing		All sectors
Additions to Program Notes: Regular monthly columns were published in Rossmoor News, Walnut Creek Journal, Danville Times, Lamorinda Sun edition of the Contra Costa Times, and Walnut Creek Magazine regarding waste reduction and recycling. Continued to distribute "Diversions" residential newsletter to all single family homes. In 2006, additional information on universal waste and food scrap recycling was included in the news articles.						
5020-ED-OUT	Outreach (tech assistance, presentations, awards, fairs, field trips)	Y		Selected and Ongoing		All sectors
Additions to Program Notes: The CCCSWA participated in Lafayette Earthday event, the Lafayette Art and Wine festival, and two Contra Costa home and garden shows.						
5030-ED-SCH	Schools (education and curriculum)	Y		Alternative and Ongoing		School
Additions to Program Notes: The following programs were offered to all 45 public schools in the CCCSWA service areas in 2006: *Wastebuster certification and re-certification program *Assemblies – ZunZun, Earthcapades, Earth Team *Workshops – Junkology, Composting, Paper making, Vermi-composting *Waste Audits *Presentations – Lunchtime, 4R's *Technical Assistance *Newsletter *Website. As new programs became available for recycling at schools, ongoing discussions, meetings and correspondence with custodians, principals, teachers and district facilities were conducted to present recommendations for implementing service and improving diversion. New services were incorporated as appropriate into the Wastebuster certification and re-certification program.						
6010-PI-EIN	Economic Incentives	Y		Selected and Ongoing		Residential
Additions to Program Notes: Continued use of progressive rate structure, discounted garbage rate for certified home composters, subsidized home composting bins and electric mulching mowers, and subsidized shredder/chipper program.						
6020-PI-ORD	Ordinances	Y		Selected and Ongoing		All sectors
Additions to Program Notes: The City of Lafayette passed Resolution 2005-032 requiring recycling at all Special Events. In addition, while the City does not yet have a formal Environmentally Preferable Purchasing policy in place, City departments actively participate in this program in informal ways.						
7000-FR-MRF	MRF	Y		Selected and Ongoing		All sectors
Additions to Program Notes: Materials continued to be taken to Pacific Rim and Davis Street Transfer Station for processing.						
7010-FR-LAN	Landfill	N	447	Alternative and Ongoing		All sectors
Additions to Program Notes: The City continues to use Keller Canyon Landfill. All diversion programs associated with the landfill occur at the Martinez Transfer Station.						
7020-FR-TST	Transfer Station	N	1803	Selected and Ongoing		All sectors
Additions to Program Notes: Lafayette takes their materials to the Martinez Transfer Station. In 2006 that facility began accepting wallboard, clean wood, asphalt, concrete, soil, metals, and cardboard, all of which were diverted when possible.						

CalRecycle Electronic Model Annual Report Summary

C - 1 Existing SRRE and HHWE Programs

Program Code	Program Name	Owned and Op	Program Tons	Status	Reason(s)	Target Sector
7030-FR-CMF	Composting Facility	N		Selected and Ongoing		All sectors
Additions to Program Notes: No local compost facilities are available. The CCCSWA encourages the CIWMB and ARB to support and permit such facilities.						
7040-FR-ADC	Alternative Daily Cover	N	2615	Alternative and Ongoing		All sectors
Additions to Program Notes: Continued to use greenwaste, wood, and inert C&D materials as ADC at local landfill.						
8010-TR-BIO	Biomass	N		Selected and Ongoing		
Additions to Program Notes: C&D materials collected by Waste Management are separated at Davis Street Transfer Station and processed at their C&D MRF. Wood waste resulting from this processing is delivered to the Tracy Biomass Plant.						
8020-TR-TRS	Tires	N		Alternative and Ongoing		All sectors
Additions to Program Notes: No tires are used for transformation.						
9000-HH-PMF	Permanent Facility	N		Selected and Ongoing		All sectors
Additions to Program Notes: Continued to refer customers to Central Contra Costa Sanitary District HHW facility for disposal of hazardous materials. Walnut Creek Recycling Center also collected used motor oil and antifreeze. Both facilities continued to accept the same materials in 2006.						
9010-HH-MPC	Mobile or Periodic Collection	Y		Selected and Ongoing		All sectors
Additions to Program Notes: One e-waste event was held in 2006. These materials are taken to the Direct Computer Disposal in Hayward for processing.						
9020-HH-CSC	Curbside Collection	N		Alternative and Ongoing		Residential
Additions to Program Notes: Weekly curbside collection of oil continued to be offered to residents in 2006. Continued reuse and cleanup days including collection of electronic waste.						
9030-HH-WSE	Waste Exchange	N		Alternative and Ongoing		Residential, Commercial
Additions to Program Notes: Central Contra Costa Sanitary District's permanent facility continued to provide waste exchange opportunities year round. All household hazardous wastes are accepted excluding e-waste.						
9040-HH-EDP	Education Programs	Y		Selected and Ongoing		All sectors
Additions to Program Notes: The City's primary target audience for these programs in 2006 were residents, primarily due to implementation of new waste rules.						
9045-HH-EWA	Electronic Waste	N		Alternative and Ongoing		
Additions to Program Notes: E-waste was collected curbside as part of the annual reuse collection program. The only e-waste items that were not accepted were microwaves. These materials are taken to the Direct Computer Disposal in Hayward for processing.						

CalRecycle Electronic Model Annual Report Summary

C - 1 Existing SRRE and HHWE Programs

Program Code	Program Name	Owned and Op	Program Tons	Status	Reason(s)	Target Sector
9050-HH-OTH	Other HHW	Y		Selected and Ongoing		Residential

Additions to Program Notes: The CCCSWA began working with the California Product Stewardship Council to promote Extended Producer Responsibility of HHW and Universal Waste.

Section F

F1 - Areas of concern:

F2 - Conditional approvals:

Section H

Additional Information

The City of Lafayette's diversion rate has hovered around 50% since 2000. The City's inability to show consistent improvement in the diversion rate is largely attributable to a 92% increase in self-haul waste from 4,234 tons in 2002 to 8,161 tons in 2006. Lafayette, like much of the Bay Area, experienced a considerable boom in construction activity during that period. While the City has implemented a C&D Ordinance and the CCCSWA has made considerable outreach efforts towards the building community to improve recycling of materials, there is a lack of infrastructure (particularly local mixed C&D MRFs) to deal with the increase. The CCCSWA is working with the Martinez Transfer Station, Vasco Road Landfill, Davis Street Transfer Station, and Zanker Road C&D MRF to identify effective methods for reducing this waste stream. Additionally, the CCCSWA is working with the City of Danville towards improving permit counter education and outreach to the building community. The programs offered by the City and the CCCSWA to provide reduction, reuse, and recycling opportunities are generally consistent with or exceeding those in other communities that are achieving diversion rates in the high 50s to mid 60s.

Annual Report Summary: Lafayette (2007)

This Annual Report Summary is an official record of your CalRecycle Electronic Annual Report submission, except for your Venue/Event section information, which is contained in a separate report. You may reach that section from the Electronic Annual Report's left navigation bar.

Before submitting your report to CalRecycle, please take the time to review everything on this page to confirm it is complete and correct. If you need to modify some information, close this window to return to the Electronic Annual Report to make your corrections. Then, preview the report again.

Summary Generated On: Tuesday, February 04, 2014 at 11:19 AM

Summary Jurisdiction: Lafayette Report Year 2007 Filed: Report Status: Supervisor Reviewed	Jurisdiction Contact Jurisdiction Bart Carr Contact: Address: 1850 Mt Diablo Blvd Ste 320 Walnut Creek, CA 94596 Phone (925) 906-1801 Number: Fax Number: Email bart@wastediversion.org Address: Update http://www.calrecycle.ca.gov/LGCentral/Contacts/ContactChg.htm Contact Info:
Submitted Information Date Monday, March 16, 2009 Report at 2:40 PM Submitted: Report PAUL MORSEN Submitted (paul@wastediversion.org) By:	

Disposal Rate Calculation

Definition of Terms

Reporting-Year Disposal Amount (tons) - defaults to the total tonnage disposed in the Reporting-Year by a jurisdiction as reported to the Disposal Reporting System (DRS). Disposal contains all jurisdiction waste that was disposed in CA landfills, transformation facilities, and exported out-of-state. Any changes will require you submit a [Reporting Year Disposal Modification Certification Sheet \(PDF\)](#). See [User's Guide](#) or contact LAMD representative if uncertain.

Disposal Reduction Credits - the EAR calculator will subtract these credits from your requested total in the Reporting-Year Disposal Amount field. Requesting credits will require you submit a [Reporting Year Disposal Modification Certification Sheet \(PDF\)](#). Descriptions of these credits can be found on that sheet. See [EAR User's Guide](#) or contact LAMD representative if uncertain.

Reporting-Year Transformation Waste (tons) - defaults to the total tonnage of waste sent in the Reporting-Year by a jurisdiction to a CalRecycle-permitted transformation facility as reported to the Disposal Reporting System (DRS). Transformation is factored into the Per Capita rate only, and is not deductible. To eliminate the Per Capita credit for transformation tonnage, change the *Reporting-Year Transformation Waste (tons)* number to 0.00.

Reporting-Year Population - January 1st estimate of the number of inhabitants occupying a jurisdiction in the Reporting-Year as prepared by the California Department of Finance (DOF)

Reporting-Year Employment - the estimate of the annual average number of employees by jurisdiction in the Reporting-Year as prepared by the California Employment Development Department (EDD)

Additional Definitions - for additional definitions and/or acronym descriptions, see the [LGCentral Glossary](#).

Reporting-Year Disposal Amount (tons):	20,115.00
Disposal Reduction Credits (Reported):	
Disaster Waste (tons):	0.00
Medical Waste (tons):	0.00
Regional Diversion Facility Residual Waste (tons):	0.00
C&D Waste (tons):	0.00
Class II Waste (tons):	0.00
Out-of-State Export (Diverted) (tons):	0.00
Other Disposal Amount (tons):	798.00
Total Disposal Reduction Credit Amount (tons):	798

Total Adjusted Reporting-Year Disposal Amount (tons):	19,317.00
Reporting-Year Transformation Waste (tons):	00.00
Reporting-Year Population:	23,841
Reporting-Year Employment:	8,644

Reporting-Year Calculation Results (Per Capita)

	Population		Employment	
	Target	Annual	Target	Annual
Disposal Rate without Transformation(pounds/person/day):		4.4		12.2
Transformation Rate (pounds/person/day):	0.9	0.0	2.6	0.0
The Calculated Disposal Rate (pounds/person/day):	4.5	4.4	13.0	12.2

Calculation Factors

If any boxes are checked, please complete, and sign the Reporting Year Disposal Modification Certification Sheet and mail, e-mail or FAX to CalRecycle within 7 business days of submitting your report. If you are only claiming report-year disposal deductions for waste transported to a certified Transformation facility, you do not need to fill out the certification request.

Although you will be able to submit your electronic Annual Report without completing this sheet, your Annual Report will not be deemed complete until this sheet is completed and received by CalRecycle. Contact your LAMD representative for details.

- ☐ Alternative disposal tonnage
- ☐ Deductions to DRS disposal tonnage

Questions and Responses

Rural Petition for Reduction in Requirements

Rural Petition For Reduction

- 1. Question:** Was your jurisdiction granted a rural Petition for Reduction by the CIWMB?
For more information regarding Rural Petition For Reduction, go to Rural Solid Waste Diversion Home Page.

Response

No.

Disposal Rate Accuracy

Disposal Rate Accuracy

- 1. Question:** Are there extenuating circumstances pertaining to your jurisdiction's disposal rate that the Board should consider, as authorized by the Public Resources Code Section 41821(c)? If you wish to attach additional information to your annual report, please send those items or electronic files to your LAMD representative; include a brief description of those files below. If so, please use the space below to tell the Board.

Response

Yes. The majority of waste destined for disposal at Keller Landfill (Contra Costa County) flows through the Contra Costa Transfer and Recovery Station (CCTRS). However, Keller Landfill permits a smaller number of large, self haul loads of special waste (including non-recoverable C&D, street sweep spoils, and Class 2 waste) to bypass the CCTRS and is received at Keller from the generator/contract hauler. Because they are received at Keller Landfill, these loads bypass the quarterly address-of-origin surveys required by CIWMB regulation. Furthermore, a significant component of these loads are identified only as 'Cash/One Time Customer'. This identification, with no back up records available for review, does not provide the City of Lafayette the ability to investigate and confirm the true origin of waste generation and creates the potential of misallocation of disposal weight. CCCSWA/Lafayette staff believes that unless landfilled waste disposal is

allocated using the approved CIWMB survey methodology, it should be removed from the DRS disposal allocation for 2007.

Planning Documents Assessment**Source Reduction and Recycling Element (SRRE)**

1. Question: Does the SRRE need to be revised?

Response

No.

Household Hazardous Waste Element (HHWE)

2. Question: Does the HHWE need to be revised?

Response

No.

Non-Disposal Facility Element (NDFE)

3. Question: Describe below any changes in the use of nondisposal facilities, both existing and planned (e.g., is the jurisdiction using a different facility within or outside of the jurisdiction, has a facility closed, is a new one being planned).

Response

No response has been entered

Non-Disposal Facility Element (NDFE)

4. Question: Are there currently any nondisposal facilities that require a solid waste facility permit located (or planned to be sited) in your jurisdiction that are not identified in your NDFE?

Response

No.

Areas of Concern / Conditional Approvals**Areas of concern**

1. Question: Did the Board require your jurisdiction to address any areas of concern when determining the adequacy of your solid waste planning documents, or any of their elements?

Response

No.

Conditional approvals

2. Question: Did the Board give conditional approval to any of your solid waste planning documents, or any of their elements?

Response

No.

Additional Information**Additional Information**

1. Question: Is there anything else you would like to tell the CIWMB about unique or innovative efforts by your jurisdiction to reduce waste generation and increase diversion, about your jurisdiction's public education efforts, or about specific obstacles to reaching your jurisdiction's diversion goal? If you wish to attach

additional information to your annual report, please send those items or electronic files to your LAMD representative and include a brief description of those files below.

Response

Yes. 1. The City of Lafayette is a member of the Central Contra Costa Solid Waste Authority (CCCSWA) a Joint Powers Authority (JPA). As a CCCSWA member, the City of Lafayette benefits from a variety of waste reduction and recycling programs and activities that are implemented and managed regionally by CCCSWA and city staff. These programs and activities are documented in this report. Recognizing the regional application of programs, the CCCSWA is currently pursuing regional agency status with the CIWMB. 2. In October, 2007, the City of Lafayette joined with the Cities of Orinda and Moraga, and the Central Contra Costa Solid Waste Authority to initiate weekly residential food waste collection. Residents of the three cities are encouraged to comingle a wide variety of food waste items with yard waste in their yard waste carts for curbside collection. This material is collected by the CCCSWA franchised recycling service and taken to the Newby Island Landfill and Compost Facility for composting.

SRRE and HHWE Diversion Programs

1000-SR-XGC (Xeriscaping/Grasscycling)

Current Status: AO - Alternative and Ongoing	Program Start Year: 1998	Existed before 1990: No
	Report Year Diversion Tons: 101.40	Selected in SRRE: No
		Owned or Operated: Yes

Jurisdiction Notes

Lafayette continues ongoing grasscycling in public parks and civic areas. Lafayette promotes grasscycling through instruction in compost workshops and informational handouts at special events and local farmers market.

1010-SR-BCM (Backyard and On-Site Composting/Mulching)

Current Status: SO - Selected and Ongoing	Program Start Year: 1990	Existed before 1990: Yes
	Report Year Diversion Tons: 253.80	Selected in SRRE: Yes
		Owned or Operated: Yes

Jurisdiction Notes

Lafayette participates in a regional program that offers free instructional workshops, free DVD videos (available on loan), reduced cost compost bins (Biostack and Earth machine) and home composter certification with \$1.50 rate reduction. A total of 56 compost bins were sold to Lafayette residents during 2007. The \$1.50/month garbage rate reduction continued with a total of 283 Lafayette residents participating.

1020-SR-BWR (Business Waste Reduction Program)

Current Status: SO - Selected and Ongoing	Program Start Year: 1990	Existed before 1990: Yes
	Report Year Diversion Tons: 0.00	Selected in SRRE: Yes
		Owned or Operated: Yes

Jurisdiction Notes

As a member of the CCCSWA, Lafayette continued to support the Contra Costa County Green Business Program.

1030-SR-PMT (Procurement)

Current Status: SO - Selected and Ongoing	Program Start Year: 1990	Existed before 1990: Yes
	Report Year Diversion Tons: 0.00	Selected in SRRE: Yes
		Owned or Operated: Yes

Jurisdiction Notes

2007: As a member of the CCCSWA, Lafayette staff anticipates receiving a model EPP that is currently being developed by CCCSWA staff and the City of Walnut Creek. The CCCSWA anticipates making this model EPP available to Lafayette and all CCCSWA members by May 2009 for adoption.

1040-SR-SCH (School Source Reduction Programs)

Current Status: AO - Alternative and Ongoing	Program Start Year: 2000	Existed before 1990: No
	Report Year Diversion Tons: 92.00	Selected in SRRE: No
		Owned or Operated: Yes

Jurisdiction Notes

2007: Emphasis continued for improving waste reduction and recycling activities within schools. Lafayette used the Waste Buster Certification Program as an incentive to encourage and sustain greater participation. In 2007, 6 school was certified under the Wastebusters program. Schools in the Lafayette community recycled approximately 92 tons of recyclable materials.

1050-SR-GOV (Government Source Reduction Programs)

Current Status: SO - Selected and Ongoing	Program Start Year: 1990	Existed before 1990: Yes
	Report Year Diversion Tons: 0.00	Selected in SRRE: Yes
		Owned or Operated: Yes

Jurisdiction Notes**1060-SR-MTE (Material Exchange, Thrift Shops)**

Current Status: SO - Selected and Ongoing	Program Start Year: 1990	Existed before 1990: Yes
	Report Year Diversion Tons: 60.20	Selected in SRRE: Yes
		Owned or Operated: Yes

Jurisdiction Notes

2007: As a CCCSWA member, Lafayette is supported by East Bay Depot for Creative Reuse, St. Vincent de Paul, and Pacific Rim Recycling for collection of household reusable items each quarter.

2000-RC-CRB (Residential Curbside)

Current Status: SO - Selected and Ongoing	Program Start Year: 1989	Existed before 1990: Yes
	Report Year Diversion Tons: 4099.00	Selected in SRRE: Yes
		Owned or Operated: Yes

Jurisdiction Notes

2007: Lafayette is served by single stream weekly curbside collection. 4,099 tons of comingled recyclables (not including green waste) was collected in 2007.

2010-RC-DRP (Residential Drop-Off)

Current Status: SO - Selected and Ongoing	Program Start Year: 1990	Existed before 1990: Yes
	Report Year Diversion Tons: 64.00	Selected in SRRE: Yes
		Owned or Operated: Yes

Jurisdiction Notes

2007: Lafayette residents are served by the recycling center/drop off in neighboring Walnut Creek. The WCRC accepts mixed paper, cardboard, plastics (#1-5, #7), scrap wood, scrap metal and CRV containers. The Walnut Creek facility also accepts green waste. A total of 64 tons were collected from Lafayette residents.

2020-RC-BYB (Residential Buy-Back)

Current Status: SO - Selected and Ongoing	Program Start Year: 1990	Existed before 1990: Yes
	Report Year Diversion Tons: 0.00	Selected in SRRE: Yes
		Owned or Operated: Yes

Jurisdiction Notes

2007: Lafayette has one certified buy back center with three located in neighboring Walnut Creek that residents and businesses can use.

2030-RC-OSP (Commercial On-Site Pickup)

Current Status: SO - Selected and Ongoing	Program Start Year: 1991	Existed before 1990: Yes
	Report Year Diversion Tons: 2048.00	Selected in SRRE: Yes
		Owned or Operated: Yes

Jurisdiction Notes

2007: Lafayette has two programs providing on-site collection for local businesses. The small business program serves small businesses with one cubic or less of refuse per week with free collection service. Larger generators are served by a regional permitted recycling services. In 2007, the small business program diverted 168.9 tons of material and the permit system collectors diverted 1879 tons of materials.

2040-RC-SFH (Commercial Self-Haul)

Current Status: SO - Selected and Ongoing	Program Start Year: 1990	Existed before 1990: Yes
	Report Year Diversion Tons: 1315.00	Selected in SRRE: Yes
		Owned or Operated: Yes

Jurisdiction Notes

2007: Yellow Page ads are placed in local phone directories to promote recycling options for C&D materials. Lafayette continues to distribute the updated "Builder's Guide to Reuse and Recycling" at the town's construction permit desk.

2050-RC-SCH (School Recycling Programs)

Current Status: SO - Selected and Ongoing	Program Start Year: 1990	Existed before 1990: Yes
	Report Year Diversion Tons: 92.00	Selected in SRRE: Yes
		Owned or Operated: Yes

Jurisdiction Notes

2007: Working with the CCCSWA, the City of Lafayette continued school outreach and assistance by offering Junkology Creative Reuse workshops to schools, continued Earth Team school video program. Continued to promote mixed paper, can and bottle recycling, and green waste collection to all schools.

2060-RC-GOV (Government Recycling Programs)

Current Status: AO - Alternative and Ongoing	Program Start Year: 1996	Existed before 1990: No
	Report Year Diversion Tons: 0.00	Selected in SRRE: No
		Owned or Operated: Yes

Jurisdiction Notes

2007: Lafayette city government continues to recycle white paper, mixed paper, newspaper, cardboard, aluminum, tin, scrap metal, landscaping waste, motor oil, computers and batteries at the administrative offices, the corporation yard, recreation centers, senior facilities, and parks.

2070-RC-SNL (Special Collection Seasonal (regular))

Current Status: SO - Selected and Ongoing	Program Start Year: 1990	Existed before 1990: Yes
	Report Year Diversion Tons: 509.00	Selected in SRRE: Yes
		Owned or Operated: Yes

Jurisdiction Notes

2007: The reuse collection program offers the opportunity for residents to set out materials for a reuse collector. These materials are donated to charitable organizations for resale and reuse. In 2007, the materials accepted included: clothing, household goods, bicycles, electronics, small furnishing items, and sporting goods.

3000-CM-RCG (Residential Curbside Greenwaste Collection)

Current Status: SO - Selected and Ongoing	Program Start Year: 1993	Existed before 1990: No
	Report Year Diversion Tons: 6283.00	Selected in SRRE: Yes
		Owned or Operated: Yes

Jurisdiction Notes

In 2007, Lafayette implemented a residential food collection program where food scraps are mixed with greenwaste for weekly collection. In 2007, 6283 tons of material was collected for composting and ADC use.

3010-CM-RSG (Residential Self-haul Greenwaste)

Current Status: SO - Selected and Ongoing	Program Start Year: 1996	Existed before 1990: No
	Report Year Diversion Tons: 0.00	Selected in SRRE: Yes
		Owned or Operated: Yes

Jurisdiction Notes

2007: Residential self hauled greenwaste continued to be collected from residents and their contractors at the Walnut Creek recycling center during 2007.

3020-CM-COG (Commercial On-Site Greenwaste Pick-up)

Current Status: AO - Alternative and Ongoing Program Start Year: 1998 Existed before 1990: No
Report Year Diversion Tons: 0.00 Selected in SRRE: No
Owned or Operated: Yes

Jurisdiction Notes

2007: Through the CCCSWA managed franchises, businesses and government continue to receive green waste collection service upon request.

3030-CM-CSG (Commercial Self-Haul Greenwaste)

Current Status: SO - Selected and Ongoing Program Start Year: 1998 Existed before 1990: No
Report Year Diversion Tons: 34.90 Selected in SRRE: Yes
Owned or Operated: Yes

Jurisdiction Notes

2007: Resident and contractor green waste continued to be dropped off at the Walnut Creek recycling center.

3040-CM-FWC (Food Waste Composting)

Current Status: AO - Alternative and Ongoing Program Start Year: 1999 Existed before 1990: No
Report Year Diversion Tons: 0.00 Selected in SRRE: No
Owned or Operated: No

Jurisdiction Notes

2007: Residential food waste collection (mixed with greenwaste) started in October, 2007.

3050-CM-SCH (School Composting Programs)

Current Status: AO - Alternative and Ongoing Program Start Year: 2001 Existed before 1990: No
Report Year Diversion Tons: 0.00 Selected in SRRE: No
Owned or Operated: Yes

Jurisdiction Notes

2007: As part of the overall CCCSWA school outreach program, Lafayette schools are encouraged to compost their garden and landscape waste onsite. The CCCSWA anticipates starting a commercial food waste collection program that will serve schools when implemented

3060-CM-GOV (Government Composting Programs)

Current Status: SO - Selected and Ongoing Program Start Year: 1990 Existed before 1990: Yes
Report Year Diversion Tons: 0.00 Selected in SRRE: Yes
Owned or Operated: Yes

Jurisdiction Notes

2007: Lafayette City government does not conduct formal composting of greenwaste generated within public areas. It does maintain a "mulch pile" of shredded green/wood waste materials to use as a mulch and for mud abatement.

4020-SP-TRS (Tires)

Current Status: SO - Selected and Ongoing	Program Start Year: 1995	Existed before 1990: No
	Report Year Diversion Tons: 0.00	Selected in SRRE: Yes
		Owned or Operated: Yes

Jurisdiction Notes

2007: Local tires shops continue to accept used tires for reprocessing and appropriate disposal.

4030-SP-WHG (White Goods)

Current Status: SO - Selected and Ongoing	Program Start Year: 1991	Existed before 1990: Yes
	Report Year Diversion Tons: 0.00	Selected in SRRE: Yes
		Owned or Operated: Yes

Jurisdiction Notes

2007: Distribution of the Contra Costa County Reuse and Recycling Guide, which lists white goods recyclers, continued in 2007.

4040-SP-SCM (Scrap Metal)

Current Status: SO - Selected and Ongoing	Program Start Year: 1990	Existed before 1990: Yes
	Report Year Diversion Tons: 21.30	Selected in SRRE: Yes
		Owned or Operated: Yes

Jurisdiction Notes

2007: White goods are included with scrap metal collected at the Martinez Transfer Station for recycling.

4050-SP-WDW (Wood Waste)

Current Status: SO - Selected and Ongoing	Program Start Year: 1990	Existed before 1990: Yes
	Report Year Diversion Tons: 0.00	Selected in SRRE: Yes
		Owned or Operated: Yes

Jurisdiction Notes

2007: Wood waste is recovered from C&D loads received at the Martinez Transfer facility via self haul or debris box and from materials brought to the Walnut Creek Recycling center by contractors. Wood waste, if untreated, is used as biomass fuel. Treated wood is used as ADC at Keller Canyon Landfill.

4060-SP-CAR (Concrete/Asphalt/Rubble)

Current Status: AO - Alternative and Ongoing	Program Start Year: 1998	Existed before 1990: No
	Report Year Diversion Tons: 0.00	Selected in SRRE: No
		Owned or Operated: Yes

Jurisdiction Notes

2007: Lafayette encourages recycling of inerts from capital improvement projects at local processing facilities. The city promotes inerts recycling in Builder's Guide to Reuse and Recycling, website and telephone book ads.

4090-SP-RND (Rendering)

Current Status: AO - Alternative and Ongoing Program Start Year: 1998 Existed before 1990: No
Report Year Diversion Tons: 0.00 Selected in SRRE: No
Owned or Operated: No

Jurisdiction Notes

2007: Restaurants continued to use local tallow companies for collection and diversion of fats, oils, and other byproducts of food preparation.

5000-ED-ELC (Electronic (radio ,TV, web, hotlines))

Current Status: SO - Selected and Ongoing Program Start Year: 1991 Existed before 1990: Yes
Report Year Diversion Tons: 0.00 Selected in SRRE: Yes
Owned or Operated: Yes

Jurisdiction Notes

2007: The Lafayette city website links to the CCCSWA website that offers battery collection, e-waste recycling, and reuse programs and information. The CCCSWA's "Diversion" newsletter is sent to Lafayette residents who subscribe to residential refuse service and offers similar information.

5010-ED-PRN (Print (brochures, flyers, guides, news articles))

Current Status: SO - Selected and Ongoing Program Start Year: 1991 Existed before 1990: Yes
Report Year Diversion Tons: 0.00 Selected in SRRE: Yes
Owned or Operated: Yes

Jurisdiction Notes

2007: Regular monthly columns were published in Rossmoor News, Walnut Creek Journal, Danville Times, Lamorinda Sun edition of the Contra Costa Times, and Walnut Creek Magazine regarding waste reduction and recycling. Continued to distribute "Diversion" residential newsletter to all single family homes.

5020-ED-OUT (Outreach (tech assistance, presentations, awards, fairs, field trips))

Current Status: SO - Selected and Ongoing Program Start Year: 1991 Existed before 1990: Yes
Report Year Diversion Tons: 0.00 Selected in SRRE: Yes
Owned or Operated: Yes

Jurisdiction Notes

2007: The CCCSWA, on behalf of the City of Lafayette, conducted information and outreach tables at the Lafayette Earth Day Festival, Art & Wine Festival. and Spring and Fall Contra Costa Home and Garden shows.

5030-ED-SCH (Schools (education and curriculum))

Current Status: AO - Alternative and Ongoing Program Start Year: 1996 Existed before 1990: No
Report Year Diversion Tons: 0.00 Selected in SRRE: No
Owned or Operated: Yes

Jurisdiction Notes

2007: The following programs were offered to Lafayette schools in 2007: *Wastebuster certification and re-certification program *Assemblies - ZunZun, Earthcapades, Earth Team *Workshops - Junkology, Composting, Paper making, Vermi-composting *Waste Audits *Presentations - Lunchtime, 4R's *Technical Assistance

*Newsletter *Website. As new programs became available for recycling at schools, ongoing discussions, meetings and correspondence with custodians, principals, teachers and district facilities were conducted to present recommendations for implementing service and improving diversion. New services were incorporated as appropriate into the Wastebuster certification and re-certification program.

6010-PI-EIN (Economic Incentives)

Current Status: SO - Selected and Ongoing	Program Start Year: 1990	Existed before 1990: Yes
	Report Year Diversion Tons: 0.00	Selected in SRRE: Yes
		Owned or Operated: Yes

Jurisdiction Notes

2007: Continued use of progressive rate structure, discounted garbage rate for certified home composters, subsidized home composting bins electric mulching mowers, and yard waste chipper/shredders.

6020-PI-ORD (Ordinances)

Current Status: SO - Selected and Ongoing	Program Start Year: 1992	Existed before 1990: No
	Report Year Diversion Tons: 0.00	Selected in SRRE: Yes
		Owned or Operated: Yes

Jurisdiction Notes

2007: Environmental Purchasing Policy (EPP) – A "model" EPP has been developed by the CCCSWA and City of Walnut Creek. This model is under final review by senior management at the City of Walnut Creek and policy adoption is anticipated by May 2009. The W.C. model EPP has also been shared with City of Lafayette staff and is currently under review for adoption later in 2009. A copy of this model policy is available for CIWMB staff review. C&D Ordinance Revisions – CCCSWA and member city staff members reviewed existing C&D Ordinances. Review revealed inconsistencies between cities on thresholds that trigger ordinance compliance, deposit requirements, and how penalties are levied. Furthermore, staff review revealed weaknesses in how contractors are required to report diverted weight on their project Waste Management Plans. Based on these findings, the C&D ordinance working group has developed revisions for existing ordinances that remove the inconsistencies and replace them with new threshold, deposit, and penalty requirements that will make all CCCSWA member city C&D ordinances more uniform, and easier to administer. Furthermore, CCCSWA member cities will join a regional movement in the Bay Area to certify C&D processing facilities for their ability to recover recyclable C&D waste and require contractors to use these facilities. These changes have been sent to each city for review and revision of existing ordinances. A copy of proposed changes for the C&D Ordinances is available for CIWMB staff review.

7000-FR-MRF (MRF)

Current Status: SO - Selected and Ongoing	Program Start Year: 1993	Existed before 1990: No
	Report Year Diversion Tons: 10382.00	Selected in SRRE: Yes
		Owned or Operated: Yes

Jurisdiction Notes

2007: Materials continued to be taken to Pacific Rim and Davis Street Transfer Station for processing.

7010-FR-LAN (Landfill)

Current Status: AO - Alternative and Ongoing	Program Start Year: 2000	Existed before 1990: No
	Report Year Diversion Tons: 0.00	Selected in SRRE: No
		Owned or Operated: No

Jurisdiction Notes

2007: Lafayette continues to use Keller Canyon Landfill. All diversion programs associated with the landfill occur at the Martinez Transfer Station.

7020-FR-TST (Transfer Station)

Current Status: SO - Selected and Ongoing

Program Start Year: 1995
Report Year Diversion Tons:
2065.00

Existed before 1990: No
Selected in SRRE: Yes
Owned or Operated: No

Jurisdiction Notes

2007: Lafayette takes their materials to the Martinez Transfer Station(MTS). The MTS accepts wallboard, clean wood, asphalt, concrete, soil, metals, and cardboard, all of which were diverted when possible.

7030-FR-CMF (Composting Facility)

Current Status: SO - Selected and Ongoing

Program Start Year: 1994
Report Year Diversion Tons:
3141.00

Existed before 1990: No
Selected in SRRE: Yes
Owned or Operated: No

Jurisdiction Notes

2007: Per franchise agreement, fifty percent or more of Lafayette's green waste must composted. In 2007, green waste was sent to CCL Organics, and Newby Island Compost Facility.

7040-FR-ADC (Alternative Daily Cover)

Current Status: AO - Alternative and Ongoing

Program Start Year: 1998
Report Year Diversion Tons:
1631.00

Existed before 1990: No
Selected in SRRE: No
Owned or Operated: No

Jurisdiction Notes

2007: Lafayette continues to send greenwaste, wood, and inert C&D materials for use as ADC at Keller Canyon landfill.

8010-TR-BIO (Biomass)

Current Status: SO - Selected and Ongoing

Program Start Year: 1990
Report Year Diversion Tons: 0.00

Existed before 1990: Yes
Selected in SRRE: Yes
Owned or Operated: No

Jurisdiction Notes

2007: C&D materials collected by Waste Management are separated at Davis Street Transfer Station and processed at their C&D MRF. Wood waste resulting from this processing is delivered to the Tracy Biomass Plant.

8020-TR-TRS (Tires)

Current Status: AO - Alternative and Ongoing	Program Start Year: 1999	Existed before 1990: No
	Report Year Diversion Tons: 0.00	Selected in SRRE: No
		Owned or Operated: No

Jurisdiction Notes

2007: No tires are used for transformation.

9000-HH-PMF (Permanent Facility)

Current Status: SO - Selected and Ongoing	Program Start Year: 1990	Existed before 1990: Yes
	Report Year Diversion Tons: 0.00	Selected in SRRE: Yes
		Owned or Operated: No

Jurisdiction Notes

2007: The Central Contra Costa Sanitary District HHW facility continues to be the primary public disposal facility for hazardous materials. Walnut Creek Recycling Center also collected used motor oil and antifreeze.

9010-HH-MPC (Mobile or Periodic Collection)

Current Status: SO - Selected and Ongoing	Program Start Year: 1985	Existed before 1990: Yes
	Report Year Diversion Tons: 0.00	Selected in SRRE: Yes
		Owned or Operated: Yes

Jurisdiction Notes

2007: No mobile or periodic collection events were sponsored by Lafayette.

9020-HH-CSC (Curbside Collection)

Current Status: AO - Alternative and Ongoing	Program Start Year: 1996	Existed before 1990: No
	Report Year Diversion Tons: 325.80	Selected in SRRE: No
		Owned or Operated: No

Jurisdiction Notes

2007: Weekly collection of used oil and filters, as part of residential curbside collection, continued in 2007. 326 gallons were collected in 2007.

9030-HH-WSE (Waste Exchange)

Current Status: AO - Alternative and Ongoing	Program Start Year: 1997	Existed before 1990: No
	Report Year Diversion Tons: 0.00	Selected in SRRE: No
		Owned or Operated: No

Jurisdiction Notes

2007: Central Contra Costa Sanitary District's permanent facility continued to provide recyclable hazardous waste exchange for selected materials, including latex paints, fertilizer, and household cleaning agents.

9040-HH-EDP (Education Programs)

Current Status: SO - Selected and Ongoing

Program Start Year: 1990

Report Year Diversion Tons: 0.00

Existed before 1990: Yes

Selected in SRRE: Yes

Owned or Operated: Yes

Jurisdiction Notes

2007: No Change

9045-HH-EWA (Electronic Waste)

Current Status: AO - Alternative and Ongoing

Program Start Year: 2001

Report Year Diversion Tons: 16.30

Existed before 1990: No

Selected in SRRE: No

Owned or Operated: No

Jurisdiction Notes

2007: E-waste was collected curbside as part of the periodic reuse collection program. These materials are taken to the Direct Computer Disposal in Hayward for processing.

9050-HH-OTH (Other HHW)

Current Status: SO - Selected and Ongoing

Program Start Year: 1998

Report Year Diversion Tons: 2.00

Existed before 1990: No

Selected in SRRE: Yes

Owned or Operated: Yes

Jurisdiction Notes

2007: Lafayette collected 2 tons of used household batteries through drop off at a local drug store.

Annual Report Summary: Lafayette (2008)

This Annual Report Summary is an official record of your CalRecycle Electronic Annual Report submission, except for your Venue/Event section information, which is contained in a separate report. You may reach that section from the Electronic Annual Report's left navigation bar.

Before submitting your report to CalRecycle, please take the time to review everything on this page to confirm it is complete and correct. If you need to modify some information, close this window to return to the Electronic Annual Report to make your corrections. Then, preview the report again.

Summary Generated On: Tuesday, February 04, 2014 at 11:20 AM

Summary Jurisdiction: Lafayette Report Year 2008 Filed: Report Status: Supervisor Reviewed	Jurisdiction Contact Jurisdiction Bart Carr Contact: Address: 1850 Mt Diablo Blvd Ste 320 Walnut Creek, CA 94596 Phone (925) 906-1801 Number: Fax Number: Email bart@wastediversion.org Address: Update http://www.calrecycle.ca.gov/LGCentral/Contacts/ContactChg.htm Contact Info:
Submitted Information Date Friday, July 31, 2009 at Report 10:02 AM Submitted: Report PAUL MORSEN Submitted (paul@wastediversion.org) By:	

Disposal Rate Calculation	
Definition of Terms	
<p>Reporting-Year Disposal Amount (tons) – defaults to the total tonnage disposed in the Reporting-Year by a jurisdiction as reported to the Disposal Reporting System (DRS). Disposal contains all jurisdiction waste that was disposed in CA landfills, transformation facilities, and exported out-of-state. Any changes will require you submit a Reporting Year Disposal Modification Certification Sheet (PDF). See User's Guide or contact LAMD representative if uncertain.</p> <p>Disposal Reduction Credits - the EAR calculator will subtract these credits from your requested total in the Reporting-Year Disposal Amount field. Requesting credits will require you submit a Reporting Year Disposal Modification Certification Sheet (PDF). Descriptions of these credits can be found on that sheet. See EAR User's Guide or contact LAMD representative if uncertain.</p> <p>Reporting-Year Transformation Waste (tons) – defaults to the total tonnage of waste sent in the Reporting-Year by a jurisdiction to a CalRecycle-permitted transformation facility as reported to the Disposal Reporting System (DRS). Transformation is factored into the Per Capita rate only, and is not deductible. To eliminate the Per Capita credit for transformation tonnage, change the <i>Reporting-Year Transformation Waste (tons)</i> number to 0.00.</p> <p>Reporting-Year Population – January 1st estimate of the number of inhabitants occupying a jurisdiction in the Reporting-Year as prepared by the California Department of Finance (DOF)</p> <p>Reporting-Year Employment – the estimate of the annual average number of employees by jurisdiction in the Reporting-Year as prepared by the California Employment Development Department (EDD)</p> <p>Additional Definitions - for additional definitions and/or acronym descriptions, see the LGCentral Glossary.</p>	
Reporting-Year Disposal Amount (tons):	17,722.80
Disposal Reduction Credits (Reported):	
Disaster Waste (tons):	0.00
Medical Waste (tons):	0.00
Regional Diversion Facility Residual Waste (tons):	0.00
C&D Waste (tons):	0.00
Class II Waste (tons):	0.00
Out-of-State Export (Diverted) (tons):	0.00
Other Disposal Amount (tons):	0.00
Total Disposal Reduction Credit Amount (tons):	0

Total Adjusted Reporting-Year Disposal Amount (tons):	17,723.00
Reporting-Year Transformation Waste (tons):	00.00
Reporting-Year Population:	23,948
Reporting-Year Employment:	8,820

Reporting-Year Calculation Results (Per Capita)

	Population		Employment	
	<u>Target Annual</u>		<u>Target Annual</u>	
Disposal Rate without Transformation(pounds/person/day):	4.1		11.0	
Transformation Rate (pounds/person/day):	0.9	0.0	2.6	0.0
The Calculated Disposal Rate (pounds/person/day):	4.5	4.1	13.0	11.0

Calculation Factors

If any boxes are checked, please complete, and sign the Reporting Year Disposal Modification Certification Sheet and mail, e-mail or FAX to CalRecycle within 7 business days of submitting your report. If you are only claiming report-year disposal deductions for waste transported to a certified Transformation facility, you do not need to fill out the certification request.

Although you will be able to submit your electronic Annual Report without completing this sheet, your Annual Report will not be deemed complete until this sheet is completed and received by CalRecycle. Contact your LAMD representative for details.

- ☐ Alternative disposal tonnage
- ☐ Deductions to DRS disposal tonnage

Questions and Responses

Rural Petition for Reduction in Requirements

Rural Petition For Reduction

- 1. Question:** Was your jurisdiction granted a rural Petition for Reduction by the CIWMB?
For more information regarding Rural Petition For Reduction, go to Rural Solid Waste Diversion Home Page.
- Response**
No.

Disposal Rate Accuracy

Disposal Rate Accuracy

- 1. Question:** Are there extenuating circumstances pertaining to your jurisdiction's disposal rate that the Board should consider, as authorized by the Public Resources Code Section 41821(c)? If you wish to attach additional information to your annual report, please send those items or electronic files to your LAMD representative; include a brief description of those files below. If so, please use the space below to tell the Board.
- Response**
No.

Planning Documents Assessment

Source Reduction and Recycling Element (SRRE)

1. Question: Does the SRRE need to be revised?

Response

No.

Household Hazardous Waste Element (HHWE)

2. Question: Does the HHWE need to be revised?

Response

No.

Non-Disposal Facility Element (NDFE)

3. Question: Describe below any changes in the use of nondisposal facilities, both existing and planned (e.g., is the jurisdiction using a different facility within or outside of the jurisdiction, has a facility closed, is a new one being planned).

Response

No response has been entered

Non-Disposal Facility Element (NDFE)

4. Question: Are there currently any nondisposal facilities that require a solid waste facility permit located (or planned to be sited) in your jurisdiction that are not identified in your NDFE?

Response

No.

Areas of Concern / Conditional Approvals

Areas of concern

1. Question: Did the Board require your jurisdiction to address any areas of concern when determining the adequacy of your solid waste planning documents, or any of their elements?

Response

No.

Conditional approvals

2. Question: Did the Board give conditional approval to any of your solid waste planning documents, or any of their elements?

Response

No.

Additional Information

Additional Information

1. Question: Is there anything else you would like to tell the CIWMB about unique or innovative efforts by your jurisdiction to reduce waste generation and increase diversion, about your jurisdiction's public education efforts, or about specific obstacles to reaching your jurisdiction's diversion goal? If you wish to attach additional information to your annual report, please send those items or electronic files to your LAMD representative and include a brief description of those files below.

Response

Yes. In response to the Board's GFE assessment as part of the 2005-06 Biannual Review, the City of Lafayette, working with CCCSWA staff, have accomplished the following: - Development of a Model EPP that will be adopted by the City Manager for implementation in town government operations later in 2009. - Assisting in development of a Model Construction & Demolition (C&D) Ordinance and adopting key elements of the model into Lafayette's existing ordinance. - Participation in a regional effort to certify C&D recovery facilities to increase diversion of C&D waste and improve documentation of diversion. - Support of the CCCSWA Commercial Food Waste Pilot Program.

SRRE and HHWE Diversion Programs**1000-SR-XGC (Xeriscaping/Grasscycling)**

Current Status: AO - Alternative and Ongoing	Program Start Year: 1998	Existed before 1990: No
	Report Year Diversion Tons: 101.00	Selected in SRRE: No
		Owned or Operated: Yes

Selected Program Details: Grasscycling

Jurisdiction Notes

Lafayette continues ongoing grasscycling in public parks and civic areas. Lafayette promotes grasscycling through instruction in compost workshops and informational handouts at special events and local farmers market.

1010-SR-BCM (Backyard and On-Site Composting/Mulching)

Current Status: SO - Selected and Ongoing	Program Start Year: 1990	Existed before 1990: Yes
	Report Year Diversion Tons: 2.64	Selected in SRRE: Yes
		Owned or Operated: Yes

Jurisdiction Notes

Lafayette participates in a regional program that offers free instructional workshops, free DVD videos (available on loan), reduced cost compost bins (Biostack and Earth machine) and home composter certification with \$1.50 rate reduction. A total of 51 compost bins were sold to Lafayette residents during 2007. The \$1.50/month garbage rate reduction continued with a total of 294 Lafayette residents participating.

1020-SR-BWR (Business Waste Reduction Program)

Current Status: SO - Selected and Ongoing	Program Start Year: 1990	Existed before 1990: Yes
	Report Year Diversion Tons: 0.00	Selected in SRRE: Yes
		Owned or Operated: Yes

Jurisdiction Notes

2008: Local retail stores use reusable bins and/or pallets for shipping/receiving inventory from distribution centers. Local groceries donate food to local charities. Local businesses use email to reduce paper waste and make duplex copies when copying. Many local businesses either encourage use or sell reusable metal water bottles or coffee cups to reduce waste.

1030-SR-PMT (Procurement)

Current Status: SO - Selected and Ongoing	Program Start Year: 1990	Existed before 1990: Yes
	Report Year Diversion Tons: 0.00	Selected in SRRE: Yes
		Owned or Operated: Yes

Jurisdiction Notes

2008: As a member of the CCCSWA, Lafayette staff anticipates receiving a model EPP that is currently being developed by CCCSWA staff and the City of Walnut Creek. The CCCSWA anticipates making this model EPP available to Lafayette and all CCCSWA members by May 2009 for adoption.

1040-SR-SCH (School Source Reduction Programs)

Current Status: AO - Alternative and Ongoing	Program Start Year: 2000	Existed before 1990: No
	Report Year Diversion Tons: 0.00	Selected in SRRE: No
		Owned or Operated: Yes

Jurisdiction Notes

2008: Emphasis continued for improving waste reduction and recycling activities within schools. Lafayette used the Waste Buster Certification Program as an incentive to encourage and sustain greater participation. In 2008, 2 schools were certified under the Wastebusters program.

1050-SR-GOV (Government Source Reduction Programs)

Current Status: SO - Selected and Ongoing	Program Start Year: 1990	Existed before 1990: Yes
	Report Year Diversion Tons: 0.00	Selected in SRRE: Yes
		Owned or Operated: Yes

Jurisdiction Notes

2008: Lafayette uses city park/facility grasscycling, office duplex copying, emails, reusable cups, plates, and utensils in breakrooms, and concrete and dirt reuse to reduce waste

1060-SR-MTE (Material Exchange, Thrift Shops)

Current Status: SO - Selected and Ongoing	Program Start Year: 1990	Existed before 1990: Yes
	Report Year Diversion Tons: 24.00	Selected in SRRE: Yes
		Owned or Operated: Yes

Jurisdiction Notes

2008: As a CCCSWA member, Lafayette is supported by East Bay Depot for Creative Reuse, St. Vincent de Paul, and Pacific Rim Recycling for collection of household reusable items each quarter.

2000-RC-CRB (Residential Curbside)

Current Status: SO - Selected and Ongoing	Program Start Year: 1989	Existed before 1990: Yes
	Report Year Diversion Tons: 9979.00	Selected in SRRE: Yes
		Owned or Operated: Yes

Selected Program Details: Multi-family residences | Single-family residences | Commingled (Single-stream) | Glass | Metal | Miscellaneous paper (includes phone books, catalogs, magazines and other paper) | Newspaper | Office paper (white & colored ledger, computer paper, other office paper) | Plastic 1-2 | Plastic 3-7 | Uncoated corrugated cardboard and paper bags

Jurisdiction Notes

2008: Lafayette is served by single stream weekly curbside collection. 10,271 tons of comingled recyclables (not including green waste) was collected in 2008. Collection does not include Plastic #6.

2010-RC-DRP (Residential Drop-Off)

Current Status: SO - Selected and Ongoing	Program Start Year: 1990	Existed before 1990: Yes
	Report Year Diversion Tons: 36.00	Selected in SRRE: Yes
		Owned or Operated: Yes

Jurisdiction Notes

2008: Lafayette residents are served by the recycling center/drop off in neighboring Walnut Creek. The WCRC accepts mixed paper, cardboard, plastics (#1-5, #7), scrap wood, scrap metal and CRV containers. The Walnut Creek facility also accepts green waste. A total of 36 tons were collected from Lafayette residents.

2020-RC-BYB (Residential Buy-Back)

Current Status: SO - Selected and Ongoing	Program Start Year: 1990	Existed before 1990: Yes
	Report Year Diversion Tons: 656.00	Selected in SRRE: Yes
		Owned or Operated: Yes

Jurisdiction Notes

2008: Lafayette has one certified buy back center with three located in neighboring Walnut Creek that residents and businesses can use.

2030-RC-OSP (Commercial On-Site Pickup)

Current Status: SO - Selected and Ongoing	Program Start Year: 1991	Existed before 1990: Yes
	Report Year Diversion Tons: 2278.21	Selected in SRRE: Yes
		Owned or Operated: Yes

Selected Program Details: Commingled (Single-stream) | Source separated | Film Plastic | Glass | Metal | Miscellaneous paper (includes phone books, catalogs, magazines and other paper) | Newspaper | Office paper (white & colored ledger, computer paper, other office paper) | Plastic 1-2 | Plastic 3-7 | Uncoated corrugated cardboard and paper bags

Jurisdiction Notes

2008: Lafayette has two programs providing on-site collection for local businesses. The small business program serves small businesses with one cubic or less of refuse per week with free collection service. Larger generators are served by a regional permitted recycling services. In 2008, the small business program diverted 162 tons of material and the permit system collectors diverted 2034 tons of materials.

2040-RC-SFH (Commercial Self-Haul)

Current Status: SO - Selected and Ongoing	Program Start Year: 1990	Existed before 1990: Yes
	Report Year Diversion Tons: 1215.00	Selected in SRRE: Yes
		Owned or Operated: Yes

Jurisdiction Notes

2008: Yellow Page ads are placed in local phone directories to promote recycling options for C&D materials. Lafayette continues to distribute the updated "Builder's Guide to Reuse and Recycling" at the town's construction permit desk.

2050-RC-SCH (School Recycling Programs)

Current Status: SO - Selected and Ongoing	Program Start Year: 1990	Existed before 1990: Yes
	Report Year Diversion Tons: 108.00	Selected in SRRE: Yes
		Owned or Operated: Yes

Jurisdiction Notes

2008: Working with the CCCSWA, the City of Lafayette continued school outreach and assistance by offering Junkology Creative Reuse workshops to schools, continued Earth Team school video program. Continued to

promote mixed paper, can and bottle recycling, and green waste collection to all schools. In 2008 there were two schools that were certified as "Wastebusters" schools, for their waste reduction and recycling activities.

2060-RC-GOV (Government Recycling Programs)

Current Status: AO - Alternative and Ongoing Program Start Year: 1996 Existed before 1990: No
Report Year Diversion Tons: 0.00 Selected in SRRE: No
Owned or Operated: Yes

Jurisdiction Notes

2008: Lafayette city government continues to recycle white paper, mixed paper, newspaper, cardboard, aluminum, tin, scrap metal, landscaping waste, motor oil, computers and batteries at the administrative offices, the corporation yard, recreation centers, senior facilities, and parks.

2070-RC-SNL (Special Collection Seasonal (regular))

Current Status: SO - Selected and Ongoing Program Start Year: 1990 Existed before 1990: Yes
Report Year Diversion Tons: 195.41 Selected in SRRE: Yes
Owned or Operated: Yes

Jurisdiction Notes

2008: The reuse collection program offers the opportunity for residents to set out materials for a reuse collector. These materials are donated to charitable organizations for resale and reuse. In 2008, the materials accepted included: clothing, household goods, bicycles, electronics, small furnishing items, and sporting goods. Additionally, Christmas trees for recycling are also included as seasonal items.

3000-CM-RCG (Residential Curbside Greenwaste Collection)

Current Status: SO - Selected and Ongoing Program Start Year: 1993 Existed before 1990: No
Report Year Diversion Tons: 6124.00 Selected in SRRE: Yes
Owned or Operated: Yes

Selected Program Details: Multi-Family | Single-Family

Jurisdiction Notes

In 2008, Lafayette continued their residential food collection program where food scraps are mixed with greenwaste for weekly collection. In 2008, 6136 tons of material were collected for composting and ADC use.

3010-CM-RSG (Residential Self-haul Greenwaste)

Current Status: SO - Selected and Ongoing Program Start Year: 1996 Existed before 1990: No
Report Year Diversion Tons: 58.00 Selected in SRRE: Yes
Owned or Operated: Yes

Jurisdiction Notes

2008: Residential self hauled greenwaste continued to be collected from residents and their contractors at the Walnut Creek recycling center during 2008.

3020-CM-COG (Commercial On-Site Greenwaste Pick-up)

Current Status: AO - Alternative and Ongoing Program Start Year: 1998 Existed before 1990: No
Report Year Diversion Tons: 0.00 Selected in SRRE: No
Owned or Operated: Yes

Jurisdiction Notes

2008: Through the permitted recycling program, businesses and government continue to receive green waste collection service upon request.

3030-CM-CSG (Commercial Self-Haul Greenwaste)

Current Status: SO - Selected and Ongoing Program Start Year: 1998 Existed before 1990: No
Report Year Diversion Tons: 29.00 Selected in SRRE: Yes
Owned or Operated: Yes

Jurisdiction Notes

2008: Going to Martinez Transfer Station, the Walnut Creek Recycling Center, and CCL Organics in Benicia.

3040-CM-FWC (Food Waste Composting)

Current Status: AO - Alternative and Ongoing Program Start Year: 1999 Existed before 1990: No
Report Year Diversion Tons: 0.00 Selected in SRRE: No
Owned or Operated: No

Jurisdiction Notes

2008: Residential food waste collection (mixed with greenwaste) started in October, 2007 and continued in 2008.

3050-CM-SCH (School Composting Programs)

Current Status: AO - Alternative and Ongoing Program Start Year: 2001 Existed before 1990: No
Report Year Diversion Tons: 0.00 Selected in SRRE: No
Owned or Operated: Yes

Jurisdiction Notes

2008: As part of the overall CCCSWA school outreach program, Lafayette schools are encouraged to compost their garden and landscape waste onsite. The CCCSWA sponsors Composting in the Classroom to enhance the message of composting to children and teachers. The CCCSWA anticipates starting a commercial food waste collection program that will serve schools when fully implemented

3060-CM-GOV (Government Composting Programs)

Current Status: SO - Selected and Ongoing Program Start Year: 1990 Existed before 1990: Yes
Report Year Diversion Tons: 0.00 Selected in SRRE: Yes
Owned or Operated: Yes

Jurisdiction Notes

2008: Lafayette City government does not conduct formal composting of greenwaste generated within public areas. It does maintain a "mulch pile" of shredded green/wood waste materials to use as a mulch and for mud abatement.

4020-SP-TRS (Tires)

Current Status: SO - Selected and Ongoing	Program Start Year: 1995	Existed before 1990: No
	Report Year Diversion Tons: 3.75	Selected in SRRE: Yes
		Owned or Operated: Yes

Jurisdiction Notes

2008: Tires are collected at the Contra Costa Transfer & Recovery Facility for recycling by Lakin Facility.

4030-SP-WHG (White Goods)

Current Status: SO - Selected and Ongoing	Program Start Year: 1991	Existed before 1990: Yes
	Report Year Diversion Tons: 0.00	Selected in SRRE: Yes
		Owned or Operated: Yes

Jurisdiction Notes

2008: Distribution of the Contra Costa County Reuse and Recycling Guide, which lists white goods recyclers, continued in 2008. The CCCSWA residents may utilize the Contra Costa Transfer Station for white goods recycling.

4040-SP-SCM (Scrap Metal)

Current Status: SO - Selected and Ongoing	Program Start Year: 1990	Existed before 1990: Yes
	Report Year Diversion Tons: 17.69	Selected in SRRE: Yes
		Owned or Operated: Yes

Jurisdiction Notes

2008: White goods are included with scrap metal collected at the Martinez Transfer Station for recycling.

4050-SP-WDW (Wood Waste)

Current Status: SO - Selected and Ongoing	Program Start Year: 1990	Existed before 1990: Yes
	Report Year Diversion Tons: 0.00	Selected in SRRE: Yes
		Owned or Operated: Yes

Jurisdiction Notes

2008: Wood waste is recovered from C&D loads received at the Martinez Transfer facility via self haul or debris box and from materials brought to the Walnut Creek Recycling center by contractors. Wood waste, if untreated, is used as biomass fuel. Treated wood is used as ADC at Keller Canyon Landfill.

4060-SP-CAR (Concrete/Asphalt/Rubble)

Current Status: AO - Alternative and Ongoing	Program Start Year: 1998	Existed before 1990: No
	Report Year Diversion Tons: 193.00	Selected in SRRE: No
		Owned or Operated: Yes

Selected Program Details: Asphalt Paving | Brick | Concrete/cement | Gypsum Board/drywall | Mixed C + D | Rock, soils and fines

Jurisdiction Notes

2008: Lafayette encourages recycling of inerts from capital improvement projects at local processing facilities. The city promotes inerts recycling in Builder's Guide to Reuse and Recycling, website and telephone book ads.

4090-SP-RND (Rendering)

Current Status: AO - Alternative and Ongoing	Program Start Year: 1998	Existed before 1990: No
	Report Year Diversion Tons: 0.00	Selected in SRRE: No
		Owned or Operated: No

Jurisdiction Notes

2008: Restaurants continued to use local tallow companies for collection and diversion of fats, oils, and other byproducts of food preparation.

5000-ED-ELC (Electronic (radio ,TV, web, hotlines))

Current Status: SO - Selected and Ongoing	Program Start Year: 1991	Existed before 1990: Yes
	Report Year Diversion Tons: 0.00	Selected in SRRE: Yes
		Owned or Operated: Yes

Jurisdiction Notes

2008: The Lafayette city website links to the CCCSWA website that offers battery collection, e-waste recycling, and reuse programs and information. The CCCSWA's "Diversions" newsletter is sent to Lafayette residents who subscribe to residential refuse service and offers similar information.

5010-ED-PRN (Print (brochures, flyers, guides, news articles))

Current Status: SO - Selected and Ongoing	Program Start Year: 1991	Existed before 1990: Yes
	Report Year Diversion Tons: 0.00	Selected in SRRE: Yes
		Owned or Operated: Yes

Jurisdiction Notes

2008: Regular monthly columns were published in Rossmore News, Walnut Creek Journal, Danville Times, Lamorinda Sun edition of the Contra Costa Times, and Walnut Creek Magazine regarding waste reduction and recycling. Continued to distribute "Diversions" residential newsletter to all single family homes.

5020-ED-OUT (Outreach (tech assistance, presentations, awards, fairs, field trips))

Current Status: SO - Selected and Ongoing	Program Start Year: 1991	Existed before 1990: Yes
	Report Year Diversion Tons: 0.00	Selected in SRRE: Yes
		Owned or Operated: Yes

Jurisdiction Notes

2008: The CCCSWA, on behalf of the City of Lafayette, conducted information and outreach tables at the Lafayette Earth Day Festival, Art & Wine Festival. The CCCSWA is also represented in a new community group Sustainable Lafayette, which meets monthly.

5030-ED-SCH (Schools (education and curriculum))

Current Status: AO - Alternative and Ongoing	Program Start Year: 1996	Existed before 1990: No
	Report Year Diversion Tons: 0.00	Selected in SRRE: No
		Owned or Operated: Yes

Jurisdiction Notes

2008: The following programs were offered to Lafayette schools: *Wastebuster certification and re-certification program *Assemblies – Earthcapades, Earth Team *Workshops – Junkology, Composting, Paper making, Vermicomposting *Waste Audits *Presentations – Lunchtime, 4R's *Technical Assistance *Newsletter *Website. As new programs became available for recycling at schools, ongoing discussions, meetings and correspondence with custodians, principals, teachers and district facilities were conducted to present recommendations for implementing service and improving diversion. New services were incorporated as appropriate into the Wastebuster certification and re-certification program.

6010-PI-EIN (Economic Incentives)

Current Status: SO - Selected and Ongoing Program Start Year: 1990 Existed before 1990: Yes
 Report Year Diversion Tons: 0.00 Selected in SRRE: Yes
 Owned or Operated: Yes

Selected Program Details: Discounts | Grant | Unlimited recycling | Variable can rate/Quantity based user fee

Jurisdiction Notes

2008: Continued use of progressive rate structure, discounted garbage rate for certified home composters, subsidized home composting bins electric mulching mowers, on-call recycling only collection to augment regular residential collection. Gave out startup funding for sharps collection programs.

6020-PI-ORD (Ordinances)

Current Status: SO - Selected and Ongoing Program Start Year: 1992 Existed before 1990: No
 Report Year Diversion Tons: 0.00 Selected in SRRE: Yes
 Owned or Operated: Yes

Selected Program Details: Antiscavenging ordinance | C & D ordinance

Jurisdiction Notes

2008: Environmental Purchasing Policy (EPP) – A "model" EPP has been developed by the CCCSWA and City of Walnut Creek. This model is under final review by senior management at the City of Walnut Creek and policy adoption is anticipated by May 2009. The W.C. model EPP has also been shared with City of Lafayette staff and is currently under review for adoption later in 2009. A copy of this model policy is available for CIWMB staff review. C&D Ordinance Revisions – CCCSWA and member city staff members reviewed existing C&D Ordinances. Review revealed inconsistencies between cities on thresholds that trigger ordinance compliance, deposit requirements, and how penalties are levied. Furthermore, staff review revealed weaknesses in how contractors are required to report diverted weight on their project Waste management Plans. Based on these findings, the C&D ordinance working group has developed revisions for existing ordinances that remove the inconsistencies and replace them with new threshold, deposit, and penalty requirements that will make all CCCSWA member city C&D ordinances more uniform, and easier to administer. Furthermore, CCCSWA member cities will join a regional movement in the Bay Area to certify C&D processing facilities for their ability to recover recyclable C&D waste and require contractors to use these facilities. These changes have been sent to each city for review and revision of existing ordinances. A copy of proposed changes for the C&D Ordinances is available for CIWMB staff review.

7000-FR-MRF (MRF)

Current Status: SO - Selected and Ongoing Program Start Year: 1993 Existed before 1990: No
 Report Year Diversion Tons: 0.00 Selected in SRRE: Yes
 Owned or Operated: Yes

Jurisdiction Notes

2008: Materials continued to be taken to Pacific Rim and Davis Street Transfer Station for processing.

7010-FR-LAN (Landfill)

Current Status: AO - Alternative and Ongoing	Program Start Year: 2000 Report Year Diversion Tons: 379.56	Existed before 1990: No Selected in SRRE: No Owned or Operated: No
--	---	--

Jurisdiction Notes

2008: Materials continued to be taken to Pacific Rim and Davis Street Transfer Station for processing.

7020-FR-TST (Transfer Station)

Current Status: SO - Selected and Ongoing	Program Start Year: 1995 Report Year Diversion Tons: 1439.00	Existed before 1990: No Selected in SRRE: Yes Owned or Operated: No
---	--	---

Jurisdiction Notes

2008: Lafayette takes their materials to the Martinez Transfer Station(MTS). The MTS accepts wallboard, clean wood, asphalt, concrete, soil, metals, and cardboard, all of which were diverted when possible.

7030-FR-CMF (Composting Facility)

Current Status: SO - Selected and Ongoing	Program Start Year: 1994 Report Year Diversion Tons: 3062.00	Existed before 1990: No Selected in SRRE: Yes Owned or Operated: No
---	--	---

Jurisdiction Notes

2008: In 2008, green waste was sent to CCL Organics, Gilton Compost Facility, and Grover Compost Facility.

7040-FR-ADC (Alternative Daily Cover)

Current Status: AO - Alternative and Ongoing	Program Start Year: 1998 Report Year Diversion Tons: 475.00	Existed before 1990: No Selected in SRRE: No Owned or Operated: No
--	---	--

Jurisdiction Notes

2008: Lafayette continues to send greenwaste, wood, and inert C&D materials for use as ADC at Keller Canyon landfill.

8010-TR-BIO (Biomass)

Current Status: SO - Selected and Ongoing	Program Start Year: 1990 Report Year Diversion Tons: 0.00	Existed before 1990: Yes Selected in SRRE: Yes Owned or Operated: No
---	--	--

Jurisdiction Notes

2008: No Change

8020-TR-TRS (Tires)

Current Status: AO - Alternative and Ongoing Program Start Year: 1999 Existed before 1990: No
Report Year Diversion Tons: 0.00 Selected in SRRE: No
Owned or Operated: No

Jurisdiction Notes

2008: No tires are used for transformation

9000-HH-PMF (Permanent Facility)

Current Status: SO - Selected and Ongoing Program Start Year: 1990 Existed before 1990: Yes
Report Year Diversion Tons: 72.29 Selected in SRRE: Yes
Owned or Operated: No

Jurisdiction Notes

2008: The Central Contra Costa Sanitary District HHW facility continues to be the primary public disposal facility for hazardous materials. Walnut Creek Recycling Center also collected used motor oil and antifreeze.

9010-HH-MPC (Mobile or Periodic Collection)

Current Status: SO - Selected and Ongoing Program Start Year: 1985 Existed before 1990: Yes
Report Year Diversion Tons: 0.00 Selected in SRRE: Yes
Owned or Operated: Yes

Jurisdiction Notes

2008: No mobile or periodic collection events were sponsored by Lafayette.

9020-HH-CSC (Curbside Collection)

Current Status: AO - Alternative and Ongoing Program Start Year: 1996 Existed before 1990: No
Report Year Diversion Tons: 0.64 Selected in SRRE: No
Owned or Operated: No

Jurisdiction Notes

2008: Weekly collection of used oil and filters, as part of residential curbside collection, continued in 2008.

9030-HH-WSE (Waste Exchange)

Current Status: AO - Alternative and Ongoing Program Start Year: 1997 Existed before 1990: No
Report Year Diversion Tons: 0.00 Selected in SRRE: No
Owned or Operated: No

Jurisdiction Notes

2008: Central Contra Costa Sanitary District's permanent facility continued to provide recyclable hazardous waste exchange for selected materials, including latex paints, fertilizer, and household cleaning agents.

9040-HH-EDP (Education Programs)

Current Status: SO - Selected and Ongoing

Program Start Year: 1990

Report Year Diversion Tons: 0.00

Existed before 1990: Yes

Selected in SRRE: Yes

Owned or Operated: Yes

Jurisdiction Notes

2008: The CCCSWA actively participated in educating the public about HHW and universal waste: through our website, newsletter, regular columns and articles, participation in the California Product Stewardship Council, and individual outreach efforts. Additionally, the CCCSWA now tracks and participates in legislation regarding HHW and Universal Waste.

9045-HH-EWA (Electronic Waste)

Current Status: AO - Alternative and Ongoing

Program Start Year: 2001

Report Year Diversion Tons: 14.32

Existed before 1990: No

Selected in SRRE: No

Owned or Operated: No

Jurisdiction Notes

2008: E-waste was collected curbside as part of the periodic reuse collection program. These materials are taken to the Direct Computer Disposal in Hayward for processing. Residents can also drop off their ewaste at the Pacific Rim Recycling facility in Benecia for free.

9050-HH-OTH (Other HHW)

Current Status: SO - Selected and Ongoing

Program Start Year: 2006

Report Year Diversion Tons: 4.00

Existed before 1990: No

Selected in SRRE: Yes

Owned or Operated: Yes

Jurisdiction Notes

2008: Lafayette collected double the amount of household batteries from the previous year.

100% composting and 0% ADC by CCCSWA Contract

Exhibit 15 Lafayette Annual Reports from 2005 to 2008

	2005	2006 (food added)	2007 (food added)	2008 (food added)
Residential Green Waste Collected	6,520 tons	6,438 tons	4,099 tons	6,124 tons
Composting reported by Layette	0 tons	0 tons	3,141 tons	3,062 tons
ADC reported by Lafayette	1,132 tons	2,615 tons	1,631 tons	475 tons
ADC reported by Keller Canyon	999 tons	489 tons	1,274 tons	1,460 tons
CCCSWA contract: 0% ADC	17% ADC	41% ADC	40% ADC	24% ADC
100% compost	0% composted	0% composted	77% composted	50% composted

Exhibit 16 Moraga Annual Reports from 2005 to 2008

	2005	2006 (food added)	2007 (food added)	2008 (food added)
Residential Green Waste Collected	4,113 tons	4061 tons	3,961 tons	3,841 tons
Composting reported by Moraga	0 tons	0 tons	0 tons	1,910 tons
ADC reported by Moraga	365 tons	735 tons	648 tons	177 tons
ADC reported by Keller Canyon	351 tons	87 tons	561 tons	1,460 tons
CCCSWA contract: 0% ADC	9% ADC	18% ADC	16% ADC	38% ADC
100% compost	0% composted	0% composted	0% composted	50% composted

Exhibit 17 Orinda Annual Reports from 2005 to 2008

	2005	2006 (food added)	2007 (food added)	2008 (food added)
Residential Green Waste Collected	5,470 tons	5,413 tons	5,276 tons	5,146 tons
Composting reported by Orinda	0 tons	0 tons	5,278 tons	2,572 tons
ADC reported by Orinda	543 tons	1,249 tons	832 tons	248 tons
ADC reported by Keller Canyon	487 tons	275 tons	654 tons	837 tons
CCCSWA contract: 0% ADC	10% ADC	23% ADC	16% ADC	16% ADC
100% compost	0% composted	0% composted	100% composted	50% composted

CalRecycle Electronic Model Annual Report Summary

For: Moraga

2481

Report Submitted

Report Year: 2005

Submitted On: 3/15/2007

Submitted By:

Phone: () -

Jurisdiction Official Primary Contact (Current)

Contact Name	Email	Phone Number
Ken Chew	kchew4moraga@sbcglobal.net	(925) 888-7022

LAMD Contact (Current)

JoAnn Jaschke	JoAnn.Jaschke@CalRecycle.ca.gov	(916) 341-6210
---------------	---------------------------------	----------------

Basic Information

Calculation Method: Adjustment Method

Petition for Rural Reduction: No

BioMass: No

Section A

A-1 Calculated Diversion Rate

Base-Year:	2001
Base-Year Generation Amount (tons):	19,238
Base-Year Residential Generation Rate:	60%
Reporting Year:	2005
Diversion Rate Requirement:	50%
Reporting-Year Disposal Amount (tons):	9,480

Reported Disaster Waste (tons):	0
Reported Medical Waste (tons):	0
Reported Regional Diversion Facility Residual Waste (tons):	0
Reported Out-of-State Export (Diverted) (tons):	0
Reported Transformation Waste (tons):	0
Reported Other Disposal Amount (tons):	0

Total Disposal Reduction Credit Amount Reported (tons):

Total Adjusted Reporting-Year Disposal Amount (tons):

9,480

	Source	Base-Year	Reporting Year	% Change
Population:	County	965,062	1,019,101	5.6%
Taxable Sales (x1000):	County	12,256,721	13,480,075	10.0%
Employment:	Industry	338,300	343,800	1.6%
Consumer Price Index:	Metropolitan	189.9	202.7	6.7%
	Change in Residential Sector (%):		4.0%	Growth
	Change in Non-Residential Sector (%):		2.3%	Growth

CalRecycle Electronic Model Annual Report Summary

Estimated Reporting-Year Generation Tonnage: 19,875

Reporting-Year Diversion Rate (%): 52%

Diversion Rate Accuracy

Question:

1. Are there extenuating circumstances pertaining to your jurisdiction's diversion rate that CalRecycle should consider, as authorized by the Public Resources Code Section 41821(c). If so, please use the space below to tell CalRecycle. If you wish to attach additional information to your annual report, please send those items or electronic files to your LAMD representative; include a brief description of those files below.

Jurisdiction's response:

No response from Jurisdiction

A-2 Adjustment Factors

Adjustment Factor Used	Source of Adjustment Factor
Population: County	Not Required
Taxable Sales: County	Not Required
Employment: Industry	Not Required
Consumer Price Index: Metropolitan	Not Required

A-3 Calculation Method

Required Form
1. Requesting correction to existing base year: No
2. Requesting alternative disposal tonnage: No
3. Requesting deductions to DRS disposal tonnage: No
4. Requesting Biomass diversion credits: No

Section B

B1 - SWGS needs revision:	No
B2 - SRRE needs revision:	No
B3 - HHWE needs revision:	No
B4 - NDFE	

Changes in use of nondisposal facilities:

NDFE needs revision: No

Section C

C - 1 Existing SRRE and HHWE Programs

Program Code	Program Name	Owned and Op	Program Tons	Status	Reason(s)	Target Sector
1000-SR-XGC	Xeriscaping/Grasscycling	Y	48.8	Alternative and Ongoing		All sectors

Additions to Program Notes: 2005: Collaborated and promoted "Bringing Back the Natives" garden tour as part of the mini-grant program. Tour promoted use of natives to reduce water usage and plant waste and provided composting workshops.

1010-SR-BCM	Backyard and On-Site Composting/Mulching	Y	192.0	Selected and Ongoing		All sectors
-------------	--	---	-------	----------------------	--	-------------

CalRecycle Electronic Model Annual Report Summary

C - 1 Existing SRRE and HHWE Programs

Program Code	Program Name	Owned and Op	Program Tons	Status	Reason(s)	Target Sector
1020-SR-BWR	Business Waste Reduction Program	Y		Selected and Ongoing		Commercial, Industrial, Government, School
Additions to Program Notes: 2005: Continued participation and partnership with Contra Costa County Green Business Program. Performed waste audits as partner in program.						
1030-SR-PMT	Procurement	Y		Selected and Ongoing		Commercial, Industrial, Government
1040-SR-SCH	School Source Reduction Programs	Y		Alternative and Ongoing		School
1050-SR-GOV	Government Source Reduction Programs	Y		Selected and Ongoing		Government
1060-SR-MTE	Material Exchange, Thrift Shops	Y	23.3	Selected and Ongoing		All sectors
2000-RC-CRB	Residential Curbside	Y	2920.0	Selected and Ongoing		Residential
Additions to Program Notes: 2005: Rolled out single stream recycling collection to single family residents with intent to increase collection. Added winter reuse collection day to curbside reuse program (now twice yearly).						
2010-RC-DRP	Residential Drop-Off	Y	4.3	Selected and Ongoing		Residential
2020-RC-BYB	Residential Buy-Back	Y		Selected and Ongoing		Residential
2030-RC-OSP	Commercial On-Site Pickup	Y	1441.5	Selected and Ongoing		Commercial, Industrial, Government, School
Additions to Program Notes: 2005: Updated "Contra Costa County Builders Guide to Reuse and Recycling" and distributed it throughout Contra Costa County. Conducted an audit of the amount of recyclables collected by businesses participating in the free small business recycling program to increase accuracy of data collection. Conducted waste audits and provided assistance to top 10 waste generators. Worked with Moraga to successfully pass a C&D ordinance.						
2040-RC-SFH	Commercial Self-Haul	Y		Selected and Ongoing		Commercial, Industrial, Government, School
2050-RC-SCH	School Recycling Programs	Y	116.1	Selected and Ongoing		School
Additions to Program Notes: 2005: Began offering Junkology Creative Reuse program to local schools. Continued Earth Team Video program. Increase budget to offer can and bottle recycling containers to high schools. Expanded efforts to reduce waste at St. Mary's College.						

CalRecycle Electronic Model Annual Report Summary

C - 1 Existing SRRE and HHWE Programs

Program Code	Program Name	Owned and Op	Program Tons	Status	Reason(s)	Target Sector
2060-RC-GOV	Government Recycling Programs	Y		Alternative and Ongoing		Government
2070-RC-SNL	Special Collection Seasonal (regular)	Y	172.7	Selected and Ongoing		Residential
Additions to Program Notes: 2005: Added winter collectio day to curbside reuse day (now twice yearly).						
3000-CM-RCG	Residential Curbside Greenwaste Collection	Y	4112.6	Selected and Ongoing		Residential
3010-CM-RSG	Residential Self-haul Greenwaste	Y	.3	Selected and Ongoing		Residential
3020-CM-COG	Commercial On-Site Greenwaste Pick-up	Y		Alternative and Ongoing		Commercial, Industrial, Government, School
3030-CM-CSG	Commercial Self-Haul Greenwaste	Y		Selected and Ongoing		Commercial, Industrial, Government, School
3040-CM-FWC	Food Waste Composting	N	187.5	Alternative and Ongoing		Commercial
3050-CM-SCH	School Composting Programs	Y		Alternative and Ongoing		School
Additions to Program Notes: 2005: Increased efforts to encourage composting in local schools.						
3060-CM-GOV	Government Composting Programs	Y		Selected and Ongoing		Government
4020-SP-TRS	Tires	Y		Selected and Ongoing		Commercial, Industrial
4030-SP-WHG	White Goods	Y		Selected and Ongoing		Residential
4040-SP-SCM	Scrap Metal	Y		Alternative and Ongoing		All sectors
4050-SP-WDW	Wood Waste	Y		Selected and Ongoing		All sectors
4060-SP-CAR	Concrete/Asphalt/Rubble	Y		Alternative and Ongoing		All sectors
Additions to Program Notes: 2005: Updated "Contra Costa County Builder's Guide to Reuse and Recycling" and distributed it throughout Contra Costa County. Worked with Moraga to successfully pass a C&D ordinance.						

CalRecycle Electronic Model Annual Report Summary

C - 1 Existing SRRE and HHWE Programs

Program Code	Program Name	Owned and Op	Program Tons	Status	Reason(s)	Target Sector
4090-SP-RND	Rendering	N		Alternative and Ongoing		Commercial
5000-ED-ELC	Electronic (radio ,TV, web, hotlines)	Y		Selected and Ongoing		All sectors
5010-ED-PRN	Print (brochures, flyers, guides, news articles)	Y		Selected and Ongoing		All sectors
Additions to Program Notes: 2005: Began regular monthly newspaper column in local editions of Contra Costa Times.						
5020-ED-OUT	Outreach (tech assistance, presentations, awards, fairs, field trips)	Y		Selected and Ongoing		All sectors
Additions to Program Notes: 2005: Participated in John Muir Earth Day event in Martinez. Began writing columns for local newspapers on the 4 R's.						
5030-ED-SCH	Schools (education and curriculum)	Y		Alternative and Ongoing		School
Additions to Program Notes: 2005: Began offering Junkology Creative Reuse program to schools.						
6010-PI-EIN	Economic Incentives	Y		Selected and Ongoing		All sectors
6020-PI-ORD	Ordinances	Y		Selected and Ongoing		All sectors
7000-FR-MRF	MRF	Y		Selected and Ongoing		All sectors
7010-FR-LAN	Landfill	N	71.4	Alternative and Ongoing		All sectors
7020-FR-TST	Transfer Station	N	781.1	Selected and Ongoing		All sectors
7030-FR-CMF	Composting Facility	N		Selected and Ongoing		All sectors
7040-FR-ADC	Alternative Daily Cover	N	364.6	Alternative and Ongoing		All sectors
8010-TR-BIO	Biomass	N		Selected and Ongoing		
9000-HH-PMF	Permanent Facility	N		Selected and Ongoing		All sectors
9010-HH-MPC	Mobile or Periodic Collection	Y		Selected and Ongoing		All sectors

CalRecycle Electronic Model Annual Report Summary

C - 1 Existing SRRE and HHWE Programs

Program Code	Program Name	Owned and Op	Program Tons	Status	Reason(s)	Target Sector
9020-HH-CSC	Curbside Collection	N		Alternative and Ongoing		Residential
9030-HH-WSE	Waste Exchange	N		Alternative and Ongoing		Residential, Commercial
9040-HH-EDP	Education Programs	Y		Selected and Ongoing		All sectors
9045-HH-EWA	Electronic Waste	N	32.5	Alternative and Ongoing		
Additions to Program Notes: 2005: Collected ewaste curbside as part of a twice yearly collection program.						
9050-HH-OTH	Other HHW	Y		Selected and Ongoing		Residential

Section F

F1 - Areas of concern:

F2 - Conditional approvals:

CalRecycle Electronic Model Annual Report Summary

For: Moraga

2771

Report Submitted

Report Year: 2006

Submitted On: 3/14/2008

Submitted By:

Phone: () -

Jurisdiction Official Primary Contact (Current)

Contact Name	Email	Phone Number
Ken Chew	kchew4moraga@sbcglobal.net	(925) 888-7022

LAMD Contact (Current)

JoAnn Jaschke	JoAnn.Jaschke@CalRecycle.ca.gov	(916) 341-6210
---------------	---------------------------------	----------------

Basic Information

Calculation Method: Adjustment Method

Petition for Rural Reduction: No

BioMass: No

Section A

A-1 Calculated Diversion Rate

Base-Year:	2001
Base-Year Generation Amount (tons):	19,238
Base-Year Residential Generation Rate:	60%
Reporting Year:	2006
Diversion Rate Requirement:	50%
Reporting-Year Disposal Amount (tons):	10,947

Reported Disaster Waste (tons):	0
Reported Medical Waste (tons):	0
Reported Regional Diversion Facility Residual Waste (tons):	0
Reported Out-of-State Export (Diverted) (tons):	0
Reported Transformation Waste (tons):	0
Reported Other Disposal Amount (tons):	0

Total Disposal Reduction Credit Amount Reported (tons):

Total Adjusted Reporting-Year Disposal Amount (tons):

10,947

	Source	Base-Year	Reporting Year	% Change
Population:	County	965,062	1,030,732	6.8%
Taxable Sales (x1000):	County	12,256,721	13,867,661	13.1%
Employment:	Industry	338,300	349,100	3.2%
Taxable Sales Deflator Index:	CalRecycle	124.9	130.4	4.4%
Change in Residential Sector (%):			6.3%	Growth
Change in Non-Residential Sector (%):			5.8%	Growth

CalRecycle Electronic Model Annual Report Summary

Estimated Reporting-Year Generation Tonnage: 20,410

Reporting-Year Diversion Rate (%): 46%

Diversion Rate Accuracy

Question:

1. Are there extenuating circumstances pertaining to your jurisdiction's diversion rate that CalRecycle should consider, as authorized by the Public Resources Code Section 41821(c). If so, please use the space below to tell CalRecycle. If you wish to attach additional information to your annual report, please send those items or electronic files to your LAMD representative; include a brief description of those files below.

Jurisdiction's response:

No response from Jurisdiction

A-2 Adjustment Factors

Adjustment Factor Used	Source of Adjustment Factor
Population: County	Not Required
Taxable Sales: County	Not Required
Employment: Industry	Not Required
Taxable Sales Deflator Index: CalRecycle	Not Required

A-3 Calculation Method

		Required Form
1. Requesting correction to existing base year:	No	None
2. Requesting alternative disposal tonnage:	No	None
3. Requesting deductions to DRS disposal tonnage:	No	none
4. Requesting Biomass diversion credits:	No	None

Section B

B1 - SWGS needs revision:	No
B2 - SRRE needs revision:	No
B3 - HHWE needs revision:	No
B4 - NDFE	

Changes in use of nondisposal facilities:

NDFE needs revision: No

Section C

C - 1 Existing SRRE and HHWE Programs

Program Code	Program Name	Owned and Op	Program Tons	Status	Reason(s)	Target Sector
1000-SR-XGC	Xeriscaping/Grasscycling	Y		Alternative and Ongoing		All sectors

Additions to Program Notes: Promoted the "Bringing Back the Natives" garden tour. The tour promotes the use of native plants to reduce water usage and plant waste. Non-native plants aren't meant to grow here. They require water during the summer, need fertilizers in order to look good, and can harbor pests that require the use of chemicals to kill. Natives use less water, don't take a lot of soil preparation, attract beneficial insects that eat the pests, bring birds to your yard, and generally need much less maintenance through the year.

CalRecycle Electronic Model Annual Report Summary

C - 1 Existing SRRE and HHWE Programs

Program Code	Program Name	Owned and Op	Program Tons	Status	Reason(s)	Target Sector
1010-SR-BCM	Backyard and On-Site Composting/Mulching	Y		Selected and Ongoing		All sectors
Additions to Program Notes: The compost bin subsidy for single-family residences continued in 2006. A total of 307 compost bins were sold to residents within the CCCSWA. The \$1.50/month garbage rate reduction and chipper/shredder rebate continued for registered home composters. A total of 1,512 residents in the CCCSWA took advantage of the subsidy.						
1020-SR-BWR	Business Waste Reduction Program	Y		Selected and Ongoing		Commercial, Industrial, Government, School
Additions to Program Notes: The City continued their alliance with the Contra Costa County Green Business Program in 2006. The partnership included a total of 20 waste audits performed throughout the CCCSWA.						
1030-SR-PMT	Procurement	Y		Selected and Ongoing		Commercial, Industrial, Government
Additions to Program Notes: CCCSWA staff continued to work with City staff to promote and encourage the procurement of recycled-content products. While the City does not have a formal Environmentally Preferable Purchasing Program in place, City departments actively participate in this program in informal ways.						
1040-SR-SCH	School Source Reduction Programs	Y		Alternative and Ongoing		School
Additions to Program Notes: A special emphasis was placed on continued diversion improvement for schools in all of the CCCSWA's jurisdictions using the Waste Buster Certification Program as incentive. Examples include use of voicemail for teacher to parent communication, letters to elected officials for support of recycling legislation, and school leadership focus groups designed to analyze and improve current source reduction, re-use, and recycling activities. A total of 45 public schools within the CCCSWA jurisdictions received technical assistance regarding source reduction, re-use, recycling and composting. Ten of which submitted applications and were awarded Waste Buster Certification status in 2006.						
1050-SR-GOV	Government Source Reduction Programs	Y		Selected and Ongoing		Government
Additions to Program Notes: CCCSWA staff continued to work with each member agency to reduce waste on an ongoing basis.						
1060-SR-MTE	Material Exchange, Thrift Shops	Y	28	Selected and Ongoing		All sectors
Additions to Program Notes: In 2006, there were 7 drop off centers in the region that residents in Moraga had access to. The City had an ongoing partnership with East Bay Depot for Creative Reuse, St. Vincent de Paul, and Pacific Rim Recycling for collection of household reusable items.						
2000-RC-CRB	Residential Curbside	Y	2872	Selected and Ongoing		Residential
Additions to Program Notes: The curbside program continued with the same methodology and also continued to accept the same materials in 2006. At the end of the year approximately 14,000 multi-family units were participating in this program within the CCCSWA. There were 200 tons collected from the multi-family recycling program and 2,672 tons from single family recycling.						
2010-RC-DRP	Residential Drop-Off	Y		Selected and Ongoing		Residential

CalRecycle Electronic Model Annual Report Summary

C - 1 Existing SRRE and HHWE Programs

Program Code	Program Name	Owned and Op	Program Tons	Status	Reason(s)	Target Sector
Additions to Program Notes: Residents continued to take books to a book recycling drop-off station at the Walnut Creek Recycling Center. In 2006, 5 tons were collected from the Walnut Creek Recycling Center. All of the same drop off locations were still accepting materials in 2006. There were no new materials added for 2006.						
2020-RC-BYB	Residential Buy-Back	Y		Selected and Ongoing		Residential
Additions to Program Notes: Walnut Creek Recycling Center and San Ramon Recycling Center still continue to provide buyback services to regional residents. There are a total of 10 other local buy back centers in the area that City residents and businesses are able to take advantage of.						
2030-RC-OSP	Commercial On-Site Pickup	Y	1039	Selected and Ongoing		Commercial, Industrial, Government, School
Additions to Program Notes: An audit was conducted on the amount of recyclables collected by businesses participating in the free small business recycling program to increase accuracy of data collection. There were 67 tons collected from the small business and 1,039 from the commercial recycling program as a whole. These audits were conducted on the top-10 waste generators. In 2006, this program was expanded to accept film plastics.						
2040-RC-SFH	Commercial Self-Haul	Y		Selected and Ongoing		Commercial, Industrial, Government, School
Additions to Program Notes: Ads continued to be placed in local phone directories to encourage contractors to contact the CCCSWA for recycling options for their C&D debris. Updated the Builder's Guide to Reuse and Recycling. The primary target audience for this program in 2006 was contractors.						
2050-RC-SCH	School Recycling Programs	Y		Selected and Ongoing		School
Additions to Program Notes: Began offering Junkology Creative Reuse workshops to schools. Continued Earth Team school video program. Increased budget to offer can and bottle recycling containers to all high schools. Provided Earth Tub composter to Athenian School for on-site composting of food waste through our mini-grant program. A total of nine new schools in the CCCSWA's member agencies participated in the Junkology Workshop. Can and bottle recycling container spending per student increased from \$0.11 to \$0.35 for all schools.						
2060-RC-GOV	Government Recycling Programs	Y		Alternative and Ongoing		Government
Additions to Program Notes: The City continues to recycle white paper, mixed paper, newspaper, cardboard, aluminum, tin, scrap metal, landscaping waste, motor oil, computers and batteries at the administrative offices, the corporation yard, recreation centers, senior facilities, and parks.						

CalRecycle Electronic Model Annual Report Summary

C - 1 Existing SRRE and HHWE Programs

Program Code	Program Name	Owned and Op	Program Tons	Status	Reason(s)	Target Sector
2070-RC-SNL	Special Collection Seasonal (regular)	Y	30	Selected and Ongoing		Residential
Additions to Program Notes: The reuse collection program offers the opportunity for residents to set out materials for a reuse collector. These materials are donated to charitable organizations for resale and reuse. In 2006 the materials accepted included: clothing, household goods, bicycles, electronics, small furnishing items, and sporting goods. Having developed this convenient curbside collection program, we are continually evaluating opportunities to add materials to this program to further reduce the amount of waste sent to landfill.						
3000-CM-RCG	Residential Curbside Greenwaste Collection	Y	4061	Selected and Ongoing		Residential
Additions to Program Notes: In 2006 the Town of Danville began a pilot program to evaluate the effectiveness of a home food scrap (mixed with green waste in the collection containers) collection program. The pilot program included all customers currently receiving green waste collection service. This program was piloted in Danville for possible expansion to the other jurisdictions in the CCCSWA. In 2006, 4,061 tons of material was collected from this program. Outreach for green waste collection programs continued to include the Customer Service Guide explaining proper preparation of materials, set out requirements, and other program areas to customers.						
3010-CM-RSG	Residential Self-haul Greenwaste	Y		Selected and Ongoing		Residential
Additions to Program Notes: Green waste continued to be dropped off at the Walnut Creek and San Ramon recycling centers. In 2006, the same materials continued to be accepted.						
3020-CM-COG	Commercial On-Site Greenwaste Pick-up	Y		Alternative and Ongoing		Commercial, Industrial, Government, School
Additions to Program Notes: Through the CCCSWA franchises, business and government customers continue to receive green waste collection service upon request.						
3030-CM-CSG	Commercial Self-Haul Greenwaste	Y		Selected and Ongoing		Commercial, Industrial, Government, School
Additions to Program Notes: Green waste continued to be dropped off at the Walnut Creek and San Ramon recycling centers. In 2006, the same materials continued to be accepted. The primary customers are landscapers.						
3040-CM-FWC	Food Waste Composting	N		Alternative and Ongoing		Commercial
Additions to Program Notes: A residential food scrap recycling collection program was piloted in Danville to determine cost-effectiveness for possible expansion to the rest of the CCCSWA. This pilot was used to identify opportunities for the CCCSWA jurisdictions to remove food scraps from the disposal stream. One obstacle to the cost effectiveness of this program is the lack of local composting capacity. The CCCSWA encourages the CIWMB and the Air Resources Board to permit local facilities and reduce their barriers to entry that will allow us to provide this program more cost effectively.						

CalRecycle Electronic Model Annual Report Summary

C - 1 Existing SRRE and HHWE Programs

Program Code	Program Name	Owned and Op	Program Tons	Status	Reason(s)	Target Sector
3050-CM-SCH	School Composting Programs	Y		Alternative and Ongoing		School
Additions to Program Notes: All 45 public schools within the CCCSWA service area were offered technical assistance in initiating kitchen and cafeteria waste composting programs. In 2006, 10 schools submitted applications that resulted in being awarded certification. Of those, 4 included composting of school generated green or food waste.						
3060-CM-GOV	Government Composting Programs	Y		Selected and Ongoing		Government
Additions to Program Notes: Grasscycling continues at city parks and sports fields.						
4020-SP-TRS	Tires	Y		Selected and Ongoing		Commercial, Industrial
Additions to Program Notes: Local tires shops continue to accept used tires. Lakin Tire is the primary hauler permitted to collect and process tires in the area.						
4030-SP-WHG	White Goods	Y		Selected and Ongoing		Residential
Additions to Program Notes: Distribution of the Contra Costa County Reuse and Recycling Guide, which lists white goods recyclers, continued in 2006.						
4040-SP-SCM	Scrap Metal	Y		Alternative and Ongoing		All sectors
Additions to Program Notes: This program was still available in 2006. The materials that are collected are taken to various locations in the Bay Area for processing.						
4050-SP-WDW	Wood Waste	Y		Selected and Ongoing		All sectors
Additions to Program Notes: Wood waste, if untreated, is used as biomass at Tracy Biomass Plant. Treated wood is used as ADC at Keller Canyon Landfill.						
4060-SP-CAR	Concrete/Asphalt/Rubble	Y		Alternative and Ongoing		All sectors
Additions to Program Notes: Continued to distribute Contra Costa County Reuse and Recycling Guide throughout the CCCSWA. The guide was sent to all member agencies, contractors, and anyone who requested it. It was also available at various special events.						
4090-SP-RND	Rendering	N		Alternative and Ongoing		Commercial
Additions to Program Notes: Restaurants continued to use Darling International, Modesto Tallow Company, and Salinas Tallow Company for collection and diversion of cooking oil.						
5000-ED-ELC	Electronic (radio, TV, web, hotlines)	Y		Selected and Ongoing		All sectors
Additions to Program Notes: Maintained and updated agency website with battery collection, e-waste recycling information, and reuse programs. The Diversions newsletter and the articles written for Rossmoor News, Walnut Creek Journal, Danville Times, Lamorinda Sun edition of the Contra Costa Times, and Walnut Creek Magazine were posted on their website as well.						
5010-ED-PRN	Print (brochures, flyers, guides, news articles)	Y		Selected and Ongoing		All sectors

CalRecycle Electronic Model Annual Report Summary

C - 1 Existing SRRE and HHWE Programs

Program Code	Program Name	Owned and Op	Program Tons	Status	Reason(s)	Target Sector
Additions to Program Notes: Regular monthly columns were published in Rossmoor News, Walnut Creek Journal, Danville Times, Lamorinda Sun edition of the Contra Costa Times, and Walnut Creek Magazine regarding waste reduction and recycling. Continued to distribute "Diversions" residential newsletter to all single family homes. In 2006, additional information on universal waste and food scrap recycling was included in the news articles.						
5020-ED-OUT	Outreach (tech assistance, presentations, awards, fairs, field trips)	Y		Selected and Ongoing		All sectors
Additions to Program Notes: The CCCSWA participated in the John Muir Earthday event and two Contra Costa home and garden shows.						
5030-ED-SCH	Schools (education and curriculum)	Y		Alternative and Ongoing		School
Additions to Program Notes: The following programs were offered to all 45 public schools in the CCCSWA service areas in 2006: *Wastebuster certification and re-certification program *Assemblies – ZunZun, Earthcapades, Earth Team *Workshops – Junkology, Composting, Paper making, Vermi-composting *Waste Audits *Presentations – Lunchtime, 4R's *Technical Assistance *Newsletter *Website. As new programs became available for recycling at schools, ongoing discussions, meetings and correspondence with custodians, principals, teachers and district facilities were conducted to present recommendations for implementing service and improving diversion. New services were incorporated as appropriate into the Wastebuster certification and re-certification program.						
6010-PI-EIN	Economic Incentives	Y		Selected and Ongoing		All sectors
Additions to Program Notes: Continued use of progressive rate structure, discounted garbage rate for certified home composters, subsidized home composting bins and electric mulching mowers, and subsidized shredder/chipper program.						
6020-PI-ORD	Ordinances	Y		Selected and Ongoing		All sectors
Additions to Program Notes: While the City does not yet have a formal Environmentally Preferable Purchasing policy in place, City departments actively participate in this program in informal ways.						
7000-FR-MRF	MRF	Y		Selected and Ongoing		All sectors
Additions to Program Notes: Materials continued to be taken to Pacific Rim and Davis Street Transfer Station for processing.						
7010-FR-LAN	Landfill	N	156	Alternative and Ongoing		All sectors
Additions to Program Notes: The City continues to use Keller Canyon Landfill. All diversion programs associated with the landfill occur at the Martinez Transfer Station.						
7020-FR-TST	Transfer Station	N	1022	Selected and Ongoing		All sectors
Additions to Program Notes: Danville takes their materials to the Martinez Transfer Station. In 2006 that facility began accepting wallboard, clean wood, asphalt, concrete, soil, metals, and cardboard, all of which were diverted when possible.						

CalRecycle Electronic Model Annual Report Summary

C - 1 Existing SRRE and HHWE Programs

Program Code	Program Name	Owned and Op	Program Tons	Status	Reason(s)	Target Sector
7030-FR-CMF	Composting Facility	N		Selected and Ongoing		All sectors
Additions to Program Notes: No local compost facilities are available. The CCCSWA encourages the CIWMB and ARB to support and permit such facilities.						
7040-FR-ADC	Alternative Daily Cover	N	735	Alternative and Ongoing		All sectors
Additions to Program Notes: Continued to use greenwaste, wood, and inert C&D materials as ADC at local landfill.						
8010-TR-BIO	Biomass	N		Selected and Ongoing		
Additions to Program Notes: C&D materials collected by Waste Management are separated at Davis Street Transfer Station and processed at their C&D MRF. Wood waste resulting from this processing is delivered to the Tracy Biomass Plant.						
9000-HH-PMF	Permanent Facility	N		Selected and Ongoing		All sectors
Additions to Program Notes: Continued to refer customers to Central Contra Costa Sanitary District HHW facility for disposal of hazardous materials. Walnut Creek Recycling Center also collected used motor oil and antifreeze. Both facilities continued to accept the same materials in 2006.						
9010-HH-MPC	Mobile or Periodic Collection	Y		Selected and Ongoing		All sectors
Additions to Program Notes: One e-waste event was held in 2006. These materials are taken to the Direct Computer Disposal in Hayward for processing.						
9020-HH-CSC	Curbside Collection	N		Alternative and Ongoing		Residential
Additions to Program Notes: Weekly curbside collection of oil continued to be offered to residents in 2006. Continued reuse and cleanup days including collection of electronic waste.						
9030-HH-WSE	Waste Exchange	N		Alternative and Ongoing		Residential, Commercial
Additions to Program Notes: Central Contra Costa Sanitary District's permanent facility continued to provide waste exchange opportunities year round. All household hazardous wastes are accepted excluding e-waste.						
9040-HH-EDP	Education Programs	Y		Selected and Ongoing		All sectors
Additions to Program Notes: The City's primary target audience for these programs in 2006 were residents, primarily due to implementation of new waste rules.						
9045-HH-EWA	Electronic Waste	N		Alternative and Ongoing		
Additions to Program Notes: E-waste was collected curbside as part of the annual reuse collection program. The only e-waste items that were not accepted were microwaves. These materials are taken to the Direct Computer Disposal in Hayward for processing.						

CalRecycle Electronic Model Annual Report Summary

C - 1 Existing SRRE and HHWE Programs

Program Code	Program Name	Owned and Op	Program Tons	Status	Reason(s)	Target Sector
9050-HH-OTH	Other HHW	Y		Selected and Ongoing		Residential

Additions to Program Notes: The CCCSWA began working with the California Product Stewardship Council to promote Extended Producer Responsibility of HHW and Universal Waste.

Section F

F1 - Areas of concern:

F2 - Conditional approvals:

Section H

Additional Information

The City of Moraga's diversion rate has slipped from 58% in 2003 to a calculated 46% in 2006. This erosion of the diversion rate seems to be largely attributable to a 693% increase in self-haul waste from 413 tons in 2003 to 3,276 tons in 2006. Moraga, like much of the Bay Area, experienced a considerable boom in construction activity during that period. While the City has implemented a C&D Ordinance and the CCCSWA has made considerable outreach efforts towards the building community to improve recycling of materials, there is a lack of infrastructure (particularly local mixed C&D MRFs) to deal with the increase. The CCCSWA is working with the Martinez Transfer Station, Vasco Road Landfill, Davis Street Transfer Station, and Zanker Road C&D MRF to identify effective methods for reducing this waste stream. Additionally, the CCCSWA is working with the City towards improving permit counter education and outreach to the building community. The programs offered by the City and the CCCSWA to provide reduction, reuse, and recycling opportunities are generally consistent with or exceeding those in other communities that are achieving diversion rates in the high 50s to mid 60s. The City and the CCCSWA feel strongly that this erosion of Moraga's diversion rate does not represent a lack of programs but is a result of poor infrastructure and an economic and building boom which seems to be subsiding as of the writing of this report. Added to this is an origin reporting system which allows for surveys of the origin of materials on an irregular basis which may tend to inappropriately skew the annual percentage of waste being delivered from a specific jurisdiction over large periods of time. We hope that the Board would review our report on the merits of the programs in place and grant a good faith effort for the work being done in Moraga.

Annual Report Summary: Moraga (2007)

This Annual Report Summary is an official record of your CalRecycle Electronic Annual Report submission, except for your Venue/Event section information, which is contained in a separate report. You may reach that section from the Electronic Annual Report's left navigation bar.

Before submitting your report to CalRecycle, please take the time to review everything on this page to confirm it is complete and correct. If you need to modify some information, close this window to return to the Electronic Annual Report to make your corrections. Then, preview the report again.

Summary Generated On: Tuesday, February 04, 2014 at 11:05 AM

Summary Jurisdiction: Moraga Report Year 2007 Filed: Report Status: Supervisor Reviewed	Jurisdiction Contact Jurisdiction Bart Carr Contact: Address: 1850 Mt Diablo Blvd Ste 320 Walnut Creek, CA 94596 Phone (925) 906-1801 Number: Fax Number: Email bart@wastediversion.org Address: Update http://www.calrecycle.ca.gov/LGCentral/Contacts/ContactChg.htm Contact Info:
Submitted Information Date Monday, March 16, 2009 Report at 2:41 PM Submitted: Report PAUL MORSEN Submitted (paul@wastediversion.org) By:	

Disposal Rate Calculation	
Definition of Terms	
<p>Reporting-Year Disposal Amount (tons) – defaults to the total tonnage disposed in the Reporting-Year by a jurisdiction as reported to the Disposal Reporting System (DRS). Disposal contains all jurisdiction waste that was disposed in CA landfills, transformation facilities, and exported out-of-state. Any changes will require you submit a Reporting Year Disposal Modification Certification Sheet (PDF). See User's Guide or contact LAMD representative if uncertain.</p> <p>Disposal Reduction Credits – the EAR calculator will subtract these credits from your requested total in the Reporting-Year Disposal Amount field. Requesting credits will require you submit a Reporting Year Disposal Modification Certification Sheet (PDF). Descriptions of these credits can be found on that sheet. See EAR User's Guide or contact LAMD representative if uncertain.</p> <p>Reporting-Year Transformation Waste (tons) – defaults to the total tonnage of waste sent in the Reporting-Year by a jurisdiction to a CalRecycle-permitted transformation facility as reported to the Disposal Reporting System (DRS). Transformation is factored into the Per Capita rate only, and is not deductible. To eliminate the Per Capita credit for transformation tonnage, change the <i>Reporting-Year Transformation Waste (tons)</i> number to 0.00.</p> <p>Reporting-Year Population – January 1st estimate of the number of inhabitants occupying a jurisdiction in the Reporting-Year as prepared by the California Department of Finance (DOF)</p> <p>Reporting-Year Employment – the estimate of the annual average number of employees by jurisdiction in the Reporting-Year as prepared by the California Employment Development Department (EDD)</p> <p>Additional Definitions – for additional definitions and/or acronym descriptions, see the LGCentral Glossary.</p>	
Reporting-Year Disposal Amount (tons):	9,495.64
Disposal Reduction Credits (Reported):	
Disaster Waste (tons):	0.00
Medical Waste (tons):	0.00
Regional Diversion Facility Residual Waste (tons):	0.00
C&D Waste (tons):	0.00
Class II Waste (tons):	0.00
Out-of-State Export (Diverted) (tons):	0.00
Other Disposal Amount (tons):	0.00
Total Disposal Reduction Credit Amount (tons):	0

Total Adjusted Reporting-Year Disposal Amount (tons):	9,496.00
Reporting-Year Transformation Waste (tons):	00.00
Reporting-Year Population:	16,099
Reporting-Year Employment:	3,848

Reporting-Year Calculation Results (Per Capita)

	Population		Employment	
	Target	Annual	Target	Annual
Disposal Rate without Transformation(pounds/person/day):		3.2		13.5
Transformation Rate (pounds/person/day):	0.7	0.0	2.8	0.0
The Calculated Disposal Rate (pounds/person/day):	3.3	3.2	14.2	13.5

Calculation Factors

If any boxes are checked, please complete, and sign the [Reporting Year Disposal Modification Certification Sheet](#) and mail, e-mail or FAX to CalRecycle within 7 business days of submitting your report. If you are only claiming report-year disposal deductions for waste transported to a certified Transformation facility, you do not need to fill out the certification request.

Although you will be able to submit your electronic Annual Report without completing this sheet, your Annual Report will not be deemed complete until this sheet is completed and received by CalRecycle. Contact your [LAMD representative](#) for details.

- ☐ Alternative disposal tonnage
☐ Deductions to DRS disposal tonnage

Questions and Responses

Rural Petition for Reduction in Requirements

Rural Petition For Reduction

- 1. Question:** Was your jurisdiction granted a rural Petition for Reduction by the CIWMB?
 For more information regarding Rural Petition For Reduction, go to [Rural Solid Waste Diversion Home Page](#).
- Response**
 No.

Disposal Rate Accuracy

Disposal Rate Accuracy

- 1. Question:** Are there extenuating circumstances pertaining to your jurisdiction's disposal rate that the Board should consider, as authorized by the [Public Resources Code Section 41821\(c\)](#)? If you wish to attach additional information to your annual report, please send those items or electronic files to your LAMD representative; include a brief description of those files below. If so, please use the space below to tell the Board.
- Response**
 No.

Planning Documents Assessment

Source Reduction and Recycling Element (SRRE)

1. Question: Does the SRRE need to be revised?

Response

No.

Household Hazardous Waste Element (HHWE)

2. Question: Does the HHWE need to be revised?

Response

No.

Non-Disposal Facility Element (NDFE)

3. Question: Describe below any changes in the use of nondisposal facilities, both existing and planned (e.g., is the jurisdiction using a different facility within or outside of the jurisdiction, has a facility closed, is a new one being planned).

Response

No response has been entered

Non-Disposal Facility Element (NDFE)

4. Question: Are there currently any nondisposal facilities that require a solid waste facility permit located (or planned to be sited) in your jurisdiction that are not identified in your NDFE?

Response

No.

Areas of Concern / Conditional Approvals

Areas of concern

1. Question: Did the Board require your jurisdiction to address any areas of concern when determining the adequacy of your solid waste planning documents, or any of their elements?

Response

No.

Conditional approvals

2. Question: Did the Board give conditional approval to any of your solid waste planning documents, or any of their elements?

Response

No.

Additional Information

Additional Information

1. Question: Is there anything else you would like to tell the CIWMB about unique or innovative efforts by your jurisdiction to reduce waste generation and increase diversion, about your jurisdiction's public education efforts, or about specific obstacles to reaching your jurisdiction's diversion goal? If you wish to attach additional information to your annual report, please send those items or electronic files to your LAMD representative and include a brief description of those files below.

Response

Yes. 1. The Town of Moraga is a member of the Central Contra Costa Solid Waste Authority (CCCSWA) a Joint Powers Authority (JPA). As a CCCSWA member, the Town of Moraga benefits from a variety of waste reduction and recycling programs and activities that are implemented and managed regionally by CCCSWA and city staff. These programs and activities are documented in this report. Recognizing the regional application of programs, the CCCSWA is currently pursuing regional agency status with the CIWMB. 2. In October, 2007, the Town of Moraga joined with the Cities of Orinda and Lafayette, and the Central Contra Costa Solid Waste Authority to initiate weekly residential food waste collection. Residents of the three cities are encouraged to comingle a wide variety of food waste items with yard waste in their yard waste carts for

curbside collection. This material is collected by the CCCSWA franchised recycling service and taken to the Newby Island Landfill and Compost Facility for composting.

SRRE and HHWE Diversion Programs

1000-SR-XGC (Xeriscaping/Grasscycling)

Current Status: AO - Alternative and Ongoing	Program Start Year: 1998	Existed before 1990: No
	Report Year Diversion Tons: 42.70	Selected in SRRE: No
		Owned or Operated: Yes

Jurisdiction Notes

Moraga continues ongoing grasscycling in public parks and civic areas. Moraga promotes grasscycling through instruction in compost workshops and informational handouts at special events and the farmer market.

1010-SR-BCM (Backyard and On-Site Composting/Mulching)

Current Status: SO - Selected and Ongoing	Program Start Year: 1990	Existed before 1990: Yes
	Report Year Diversion Tons: 0.00	Selected in SRRE: Yes
		Owned or Operated: Yes

Jurisdiction Notes

The compost bin subsidy for single family residences continued in 2007. A total of 21 compost bins were sold to Moraga residents. The \$1.50 garbage rate reduction continued. There were 16 rate reductions in Moraga.

1020-SR-BWR (Business Waste Reduction Program)

Current Status: SO - Selected and Ongoing	Program Start Year: 1990	Existed before 1990: Yes
	Report Year Diversion Tons: 0.00	Selected in SRRE: Yes
		Owned or Operated: Yes

Jurisdiction Notes

Moraga continues to support the Bay Area Green Business Program and its waste reduction efforts.

1030-SR-PMT (Procurement)

Current Status: SO - Selected and Ongoing	Program Start Year: 1993	Existed before 1990: No
	Report Year Diversion Tons: 0.00	Selected in SRRE: Yes
		Owned or Operated: Yes

Jurisdiction Notes

Town staff worked with a local grass roots conservation group (Sustainable Moraga), in order to advance recycled content procurement.

1040-SR-SCH (School Source Reduction Programs)

Current Status: AO - Alternative and Ongoing	Program Start Year: 2000	Existed before 1990: No
	Report Year Diversion Tons: 0.00	Selected in SRRE: No
		Owned or Operated: Yes

Jurisdiction Notes

Town and CCCSWA staff continued to work actively with the schools to promote source reduction in Moraga schools. Additionally, the CCCSWA offered subsidize reusable lunch boxes for students.

1050-SR-GOV (Government Source Reduction Programs)

Current Status: SO - Selected and Ongoing	Program Start Year: 1990	Existed before 1990: Yes
	Report Year Diversion Tons: 0.00	Selected in SRRE: Yes
		Owned or Operated: Yes

Jurisdiction Notes

The CCCSWA staff continues to work with Town of Moraga staff to help reduce waste.

1060-SR-MTE (Material Exchange, Thrift Shops)

Current Status: SO - Selected and Ongoing	Program Start Year: 1990	Existed before 1990: Yes
	Report Year Diversion Tons: 0.00	Selected in SRRE: Yes
		Owned or Operated: Yes

Jurisdiction Notes

Moraga continues to have residential collection of household reusable materials, and both businesses and residents can utilize CoCo Max Materials Exchange.

2000-RC-CRB (Residential Curbside)

Current Status: SO - Selected and Ongoing	Program Start Year: 1989	Existed before 1990: Yes
	Report Year Diversion Tons: 2770.00	Selected in SRRE: Yes
		Owned or Operated: Yes

Jurisdiction Notes

Residents, both single family and multi family continue to utilize the curbside single stream recycling program in 2007. No new materials have been added.

2010-RC-DRP (Residential Drop-Off)

Current Status: SO - Selected and Ongoing	Program Start Year: 1990	Existed before 1990: Yes
	Report Year Diversion Tons: 5.82	Selected in SRRE: Yes
		Owned or Operated: Yes

Jurisdiction Notes

Moraga is still able to utilize the Walnut Creek Recycling Center for paper, cardboard, CRV materials, books, used oil, glass, metals and green waste.

2020-RC-BYB (Residential Buy-Back)

Current Status: SO - Selected and Ongoing	Program Start Year: 1990	Existed before 1990: Yes
	Report Year Diversion Tons: 0.00	Selected in SRRE: Yes
		Owned or Operated: Yes

Jurisdiction Notes

Moraga continues to be able to utilize the Walnut Creek Recycling Center for buyback. Additionally, both Moraga Safeway and Lafayette Safeway have 20/20 centers.

2030-RC-OSP (Commercial On-Site Pickup)

Current Status: SO - Selected and Ongoing	Program Start Year: 1990	Existed before 1990: Yes
	Report Year Diversion Tons: 482.00	Selected in SRRE: Yes
		Owned or Operated: Yes

Jurisdiction Notes

Moraga participates in the regional permitted commercial recycling program operated by the CCCSWA. Approximately 482 tons of recycled materials were collected from commercial entities in Moraga in 2007.

2040-RC-SFH (Commercial Self-Haul)

Current Status: SO - Selected and Ongoing	Program Start Year: 1990	Existed before 1990: Yes
	Report Year Diversion Tons: 1026.00	Selected in SRRE: Yes
		Owned or Operated: Yes

Jurisdiction Notes

Ads continue to be placed in the local phone directories to encourage contractors to contact the CCCSWA for recycling options for the construction and demolition debris.

2050-RC-SCH (School Recycling Programs)

Current Status: SO - Selected and Ongoing	Program Start Year: 1990	Existed before 1990: Yes
	Report Year Diversion Tons: 87.00	Selected in SRRE: Yes
		Owned or Operated: Yes

Jurisdiction Notes

The Town of Moraga continues efforts to educate students and faculty of Moraga schools. To that end, Camino Pablo Elementary, Donald Rheem Elementary, and Los Perales schools were certified as Wastebusters schools in 2007. (www.wastediversion.org/SchoolWastebusters.htm)

2060-RC-GOV (Government Recycling Programs)

Current Status: AO - Alternative and Ongoing	Program Start Year: 1991	Existed before 1990: No
	Report Year Diversion Tons: 0.00	Selected in SRRE: No
		Owned or Operated: Yes

Jurisdiction Notes

The Town of Moraga continues to recycle paper, cardboard, containers, scrap metal, landscaping waste, motor oil, computers and batteries at the administrative offices, their corporation yard, and recreation center.

2070-RC-SNL (Special Collection Seasonal (regular))

Current Status: SO - Selected and Ongoing	Program Start Year: 1990	Existed before 1990: Yes
	Report Year Diversion Tons: 148.50	Selected in SRRE: Yes
		Owned or Operated: Yes

Jurisdiction Notes

2007: The reuse collection program offers the opportunity for residents to set out materials for a reuse collector. These materials are donated to charitable organizations for resale and reuse. In 2007, the materials accepted included: clothing, household goods, bicycles, electronics, small furnishing items, and sporting goods. Additionally, Christmas trees are collected curbside and utilized as organic material.

3000-CM-RCG (Residential Curbside Greenwaste Collection)

Current Status: SO - Selected and Ongoing	Program Start Year: 1996	Existed before 1990: No
	Report Year Diversion Tons: 3960.76	Selected in SRRE: Yes
		Owned or Operated: Yes

Jurisdiction Notes

Moraga continues to have residential greenwaste collection weekly. This collection now also includes food scraps.

3010-CM-RSG (Residential Self-haul Greenwaste)

Current Status: SO - Selected and Ongoing	Program Start Year: 1996	Existed before 1990: No
	Report Year Diversion Tons: 0.00	Selected in SRRE: Yes
		Owned or Operated: Yes

Jurisdiction Notes

In 2007, Moraga residents and businesses were still eligible to drop off green waste at the Walnut Creek Recycling Center.

3020-CM-COG (Commercial On-Site Greenwaste Pick-up)

Current Status: AO - Alternative and Ongoing	Program Start Year: 1999	Existed before 1990: No
	Report Year Diversion Tons: 0.00	Selected in SRRE: No
		Owned or Operated: Yes

Jurisdiction Notes

2007: Through the CCCSWA managed franchises and permittee hauler system, businesses and government continue to receive green waste collection service upon request.

3030-CM-CSG (Commercial Self-Haul Greenwaste)

Current Status: SO - Selected and Ongoing	Program Start Year: 1996	Existed before 1990: No
	Report Year Diversion Tons: 0.00	Selected in SRRE: Yes
		Owned or Operated: Yes

Jurisdiction Notes

Green waste from landscapers continued to be dropped off at the Walnut Creek Recycling Center.

3040-CM-FWC (Food Waste Composting)

Current Status: AO - Alternative and Ongoing	Program Start Year: 1999	Existed before 1990: No
	Report Year Diversion Tons: 0.00	Selected in SRRE: No
		Owned or Operated: No

Jurisdiction Notes

Residential food waste is collected with yard waste each week and sent to a regional composting facility.

3050-CM-SCH (School Composting Programs)

Current Status: AO - Alternative and Ongoing	Program Start Year: 2001	Existed before 1990: No
	Report Year Diversion Tons: 0.00	Selected in SRRE: No
		Owned or Operated: Yes

Jurisdiction Notes

In 2007, three schools out of five in Moraga were composting lunch/green waste on-site: Joaquin Moraga Intermediate, Rheem Elementary, and Los Perales.

3060-CM-GOV (Government Composting Programs)

Current Status: SO - Selected and Ongoing	Program Start Year: 1990	Existed before 1990: Yes
	Report Year Diversion Tons: 0.00	Selected in SRRE: Yes
		Owned or Operated: Yes

Jurisdiction Notes

The Town of Moraga does not conduct composting at their facilities.

4020-SP-TRS (Tires)

Current Status: SO - Selected and Ongoing	Program Start Year: 1995	Existed before 1990: No
	Report Year Diversion Tons: 1.19	Selected in SRRE: Yes
		Owned or Operated: Yes

Jurisdiction Notes

Local tire shops continue to accept used tires. Lakin Tire is the primary hauler permitted to collect and process tires in this area.

4030-SP-WHG (White Goods)

Current Status: SO - Selected and Ongoing	Program Start Year: 1990	Existed before 1990: Yes
	Report Year Diversion Tons: 0.00	Selected in SRRE: Yes
		Owned or Operated: Yes

Jurisdiction Notes

Distribution of the Contra Costa County Reuse and Recycling Guide, which lists white goods recyclers, continued in 2007.

4040-SP-SCM (Scrap Metal)

Current Status: AO - Alternative and Ongoing	Program Start Year: 1990	Existed before 1990: No
	Report Year Diversion Tons: 16.67	Selected in SRRE: No
		Owned or Operated: Yes

Jurisdiction Notes

In 2007, the Walnut Creek Recycling Center still accepted ferrous and non-ferrous metals for recycling. Additionally, Distribution of the Contra Costa County Reuse and Recycling Guide, which lists scrap metal recyclers, continued in 2007. Scrap metal was also sourced out of non-reuseable materials through the Cleanup and Reuse Days Program.

4050-SP-WDW (Wood Waste)

Current Status: SO - Selected and Ongoing	Program Start Year: 1990	Existed before 1990: Yes
	Report Year Diversion Tons: 0.00	Selected in SRRE: Yes
		Owned or Operated: Yes

Jurisdiction Notes

2007: Wood waste is recovered from C&D loads received at the Martinez Transfer facility via self haul or debris box and from materials brought to the Walnut Creek Recycling center by contractors. Untreated wood waste is used as biomass fuel at a regional cogeneration facility. Treated wood is used as ADC at Keller Canyon Landfill.

4060-SP-CAR (Concrete/Asphalt/Rubble)

Current Status: AO - Alternative and Ongoing	Program Start Year: 1991	Existed before 1990: No
	Report Year Diversion Tons: 0.00	Selected in SRRE: No
		Owned or Operated: Yes

Jurisdiction Notes

In 2007, information about concrete and asphalt continued to be distributed through: The Contra Costa Builders' Guide, The Contra Costa County Reuse and Recycling Guide, and an advertisement in the local Yellow Pages.

4090-SP-RND (Rendering)

Current Status: AO - Alternative and Ongoing	Program Start Year: 1998	Existed before 1990: No
	Report Year Diversion Tons: 0.00	Selected in SRRE: No
		Owned or Operated: No

Jurisdiction Notes

2007: Restaurants continued to use local tallow companies for collection and diversion of fats, oils, and other byproducts of food preparation.

5000-ED-ELC (Electronic (radio ,TV, web, hotlines))

Current Status: SO - Selected and Ongoing	Program Start Year: 1990	Existed before 1990: Yes
	Report Year Diversion Tons: 0.00	Selected in SRRE: Yes
		Owned or Operated: Yes

Jurisdiction Notes

Maintained and updated agency website with battery collection, ewaste, reuse, and general recycling information. Additionally, CCCSWA residents have access to the Contra Costa County Recycling Telephone Hotline.

5010-ED-PRN (Print (brochures, flyers, guides, news articles))

Current Status: SO - Selected and Ongoing	Program Start Year: 1984	Existed before 1990: Yes
	Report Year Diversion Tons: 0.00	Selected in SRRE: Yes
		Owned or Operated: Yes

Jurisdiction Notes

Regular monthly columns with waste reduction and recycling tips and information were published in: Rossmoor News, Walnut Creek Journal, Lamorinda Sun, and Walnut Creek Magazine. Diversions Newsletters were sent out four times per year to all single family residents.

5020-ED-OUT (Outreach (tech assistance, presentations, awards, fairs, field trips))

Current Status: SO - Selected and Ongoing	Program Start Year: 1991	Existed before 1990: Yes
	Report Year Diversion Tons: 0.00	Selected in SRRE: Yes
		Owned or Operated: Yes

Jurisdiction Notes

In 2007, the CCCSWA participated in: John Muir Earth Day, Lafayette Earth Day, Orinda Ewaste Recycling Event, Orinda 4th of July Celebration, Lafayette Environmental Task Force, multiple school award presentations, Sustainable Moraga meetings.

5030-ED-SCH (Schools (education and curriculum))

Current Status: AO - Alternative and Ongoing	Program Start Year: 1996	Existed before 1990: No
	Report Year Diversion Tons: 0.00	Selected in SRRE: No
		Owned or Operated: Yes

Jurisdiction Notes

The CCCSWA continues to have a premier schools waste reduction and recycling outreach program. The Wastebusters Awards Program continued in 2007, as well as individual ongoing outreach to each of the five schools in Moraga. Additionally, several waste reduction assemblies were held utilizing different specialty performers.

6010-PI-EIN (Economic Incentives)

Current Status: SO - Selected and Ongoing	Program Start Year: 1990	Existed before 1990: Yes
	Report Year Diversion Tons: 0.00	Selected in SRRE: Yes
		Owned or Operated: Yes

Jurisdiction Notes

In 2007 there was continued use of progressive rate structure, discounted garbage rates for certified home composters, subsidized home composting bins, mulching mowers, and free indoor recycling containers for schools.

6020-PI-ORD (Ordinances)

Current Status: SO - Selected and Ongoing	Program Start Year: 1995 Report Year Diversion Tons: 0.00	Existed before 1990: No Selected in SRRE: Yes Owned or Operated: Yes
---	--	--

Jurisdiction Notes

2007: Environmental Purchasing Policy (EPP) – A "model" EPP has been developed by the CCCSWA and City of Walnut Creek. This model is under final review by senior management at the City of Walnut Creek and policy adoption is anticipated by May 2009. The W.C. model EPP has also been shared with Town of Moraga staff and is currently under review for adoption later in 2009. A copy of this model policy is available for CIWMB staff review. C&D Ordinance Revisions – CCCSWA and member city staff members reviewed existing C&D Ordinances. Review revealed inconsistencies between cities on thresholds that trigger ordinance compliance, deposit requirements, and how penalties are levied. Furthermore, staff review revealed weaknesses in how contractors are required to report diverted weight on their project Waste management Plans. Based on these findings, the C&D ordinance working group has developed revisions for existing ordinances that remove the inconsistencies and replace them with new threshold, deposit, and penalty requirements that will make all CCCSWA member city C&D ordinances more uniform, and easier to administer. Furthermore, CCCSWA member cities will join a regional movement in the Bay Area to certify C&D processing facilities for their ability to recover recyclable C&D waste and require contractors to use these facilities. These changes have been sent to the Town of Moraga staff for review and revision of their existing ordinance. A copy of proposed changes for the C&D Ordinances is available for CIWMB staff review.

7000-FR-MRF (MRF)

Current Status: SO - Selected and Ongoing	Program Start Year: 1993 Report Year Diversion Tons: 0.00	Existed before 1990: No Selected in SRRE: Yes Owned or Operated: Yes
---	--	--

Jurisdiction Notes

Materials continue to be taken to Davis Street Transfer Station for processing.

7010-FR-LAN (Landfill)

Current Status: AO - Alternative and Ongoing	Program Start Year: 2000 Report Year Diversion Tons: 0.00	Existed before 1990: No Selected in SRRE: No Owned or Operated: No
--	--	--

Jurisdiction Notes

Materials from Moraga continue to be taken to Keller Canyon Landfill.

7020-FR-TST (Transfer Station)

Current Status: SO - Selected and Ongoing	Program Start Year: 1991 Report Year Diversion Tons: 0.00	Existed before 1990: No Selected in SRRE: Yes Owned or Operated: No
---	--	---

Jurisdiction Notes

Moraga materials are transported to the Martinez Transfer Facility in Martinez.

7030-FR-CMF (Composting Facility)

Current Status: SO - Selected and Ongoing	Program Start Year: 1993 Report Year Diversion Tons: 0.00	Existed before 1990: No Selected in SRRE: Yes Owned or Operated: No
---	--	---

Jurisdiction Notes

Per our franchise agreement, materials for composting continue to go to Newby Island compost facility in Milpitas.

7040-FR-ADC (Alternative Daily Cover)

Current Status: AO - Alternative and Ongoing	Program Start Year: 1998	Existed before 1990: No
	Report Year Diversion Tons: 647.87	Selected in SRRE: No
		Owned or Operated: No

Jurisdiction Notes

Continued use of greenwaste, wood, and inert C&D materials as alternative daily cover at local landfill.

8010-TR-BIO (Biomass)

Current Status: SO - Selected and Ongoing	Program Start Year: 1990	Existed before 1990: Yes
	Report Year Diversion Tons: 0.00	Selected in SRRE: Yes
		Owned or Operated: No

Jurisdiction Notes

2007: C&D materials collected by Waste Management are separated at Davis Street Transfer Station and processed at their C&D MRF. Wood waste resulting from this processing is delivered to the Tracy Biomass Plant.

9000-HH-PMF (Permanent Facility)

Current Status: SO - Selected and Ongoing	Program Start Year: 1990	Existed before 1990: Yes
	Report Year Diversion Tons: 0.00	Selected in SRRE: Yes
		Owned or Operated: No

Jurisdiction Notes

In 2007, Moraga residents continued use of the Central Contra Costa Household Hazardous Waste Facility in Martinez. The Walnut Creek Recycling Center also accepts used motor oil and antifreeze.

9010-HH-MPC (Mobile or Periodic Collection)

Current Status: SO - Selected and Ongoing	Program Start Year: 1985	Existed before 1990: Yes
	Report Year Diversion Tons: 0.00	Selected in SRRE: Yes
		Owned or Operated: Yes

Jurisdiction Notes

2007-No mobile or periodic events were sponsored by Moraga.

9020-HH-CSC (Curbside Collection)

Current Status: AO - Alternative and Ongoing	Program Start Year: 1996	Existed before 1990: No
	Report Year Diversion Tons: 0.00	Selected in SRRE: No
		Owned or Operated: No

Jurisdiction Notes

In 2007, Moraga residents had several opportunities to recycling HHW at the curb: motor oil during weekly recycling collection; electronic waste and household batteries during Reuse and Cleanup Days Program.

9030-HH-WSE (Waste Exchange)

Current Status: AO - Alternative and Ongoing	Program Start Year: 1997	Existed before 1990: No
	Report Year Diversion Tons: 0.00	Selected in SRRE: No
		Owned or Operated: No

Jurisdiction Notes

The Central Contra Costa Household Hazardous Waste Facility in Martinez continues to utilize free waste exchanges at its facility.

9040-HH-EDP (Education Programs)

Current Status: SO - Selected and Ongoing	Program Start Year: 1990	Existed before 1990: Yes
	Report Year Diversion Tons: 0.00	Selected in SRRE: Yes
		Owned or Operated: Yes

Jurisdiction Notes

The CCCSWA actively participated in educating the public about HHW and universal waste: through our website, newsletter, regular columns and articles, participation in the California Product Stewardship Council, and individual outreach efforts.

9045-HH-EWA (Electronic Waste)

Current Status: AO - Alternative and Ongoing	Program Start Year: 2001	Existed before 1990: No
	Report Year Diversion Tons: 12.64	Selected in SRRE: No
		Owned or Operated: No

Jurisdiction Notes

In 2007, ewaste continued to be collected as a part of the Reuse and Cleanup Days program in Moraga. Additionally, residents had the opportunity to utilize free drop off at Pacific Rim Recycling's Benicia facility. Materials are handled by Direct Computer Disposal Company in Hayward.

9050-HH-OTH (Other HHW)

Current Status: SO - Selected and Ongoing	Program Start Year: 1998	Existed before 1990: No
	Report Year Diversion Tons: 4.42	Selected in SRRE: Yes
		Owned or Operated: Yes

Jurisdiction Notes

In 2007, Moraga residents were able to take their household batteries to one retail location in Moraga (Moraga hardware & Lumber) and two in Orinda for recycling.

Annual Report Summary: Moraga (2008)

This Annual Report Summary is an official record of your CalRecycle Electronic Annual Report submission, except for your Venue/Event section information, which is contained in a separate report. You may reach that section from the Electronic Annual Report's left navigation bar.

Before submitting your report to CalRecycle, please take the time to review everything on this page to confirm it is complete and correct. If you need to modify some information, close this window to return to the Electronic Annual Report to make your corrections. Then, preview the report again.

Summary Generated On: Tuesday, February 04, 2014 at 11:21 AM

Summary Jurisdiction: Moraga Report Year 2008 Filed: Report Status: Supervisor Reviewed	Jurisdiction Contact Jurisdiction Bart Carr Contact: Address: 1850 Mt Diablo Blvd Ste 320 Walnut Creek, CA 94596 Phone (925) 906-1801 Number: Fax Number: Email bart@wastediversion.org Address: Update http://www.calrecycle.ca.gov/LGCentral/Contacts/ContactChg.htm Contact Info:
Submitted Information Date Friday, July 31, 2009 at Report 10:04 AM Submitted: Report PAUL MORSEN Submitted (paul@wastediversion.org) By:	

Disposal Rate Calculation	
Definition of Terms	
<p>Reporting-Year Disposal Amount (tons) – defaults to the total tonnage disposed in the Reporting-Year by a jurisdiction as reported to the Disposal Reporting System (DRS). Disposal contains all jurisdiction waste that was disposed in CA landfills, transformation facilities, and exported out-of-state. Any changes will require you submit a Reporting Year Disposal Modification Certification Sheet (PDF). See User's Guide or contact LAMD representative if uncertain.</p> <p>Disposal Reduction Credits – the EAR calculator will subtract these credits from your requested total in the Reporting-Year Disposal Amount field. Requesting credits will require you submit a Reporting Year Disposal Modification Certification Sheet (PDF). Descriptions of these credits can be found on that sheet. See EAR User's Guide or contact LAMD representative if uncertain.</p> <p>Reporting-Year Transformation Waste (tons) – defaults to the total tonnage of waste sent in the Reporting-Year by a jurisdiction to a CalRecycle-permitted transformation facility as reported to the Disposal Reporting System (DRS). Transformation is factored into the Per Capita rate only, and is not deductible. To eliminate the Per Capita credit for transformation tonnage, change the <i>Reporting-Year Transformation Waste (tons)</i> number to 0.00.</p> <p>Reporting-Year Population – January 1st estimate of the number of inhabitants occupying a jurisdiction in the Reporting-Year as prepared by the California Department of Finance (DOF)</p> <p>Reporting-Year Employment – the estimate of the annual average number of employees by jurisdiction in the Reporting-Year as prepared by the California Employment Development Department (EDD)</p> <p>Additional Definitions – for additional definitions and/or acronym descriptions, see the LGCentral Glossary.</p>	
Reporting-Year Disposal Amount (tons):	8,628.07
Disposal Reduction Credits (Reported):	
Disaster Waste (tons):	0.00
Medical Waste (tons):	0.00
Regional Diversion Facility Residual Waste (tons):	0.00
C&D Waste (tons):	0.00
Class II Waste (tons):	0.00
Out-of-State Export (Diverted) (tons):	0.00
Other Disposal Amount (tons):	0.00
Total Disposal Reduction Credit Amount (tons):	0

Total Adjusted Reporting-Year Disposal Amount (tons):	8,628.00																									
Reporting-Year Transformation Waste (tons):	00.00																									
Reporting-Year Population:	16,128																									
Reporting-Year Employment:	3,849																									
<u>Reporting-Year Calculation Results (Per Capita)</u>																										
	<table border="1"> <thead> <tr> <th></th> <th colspan="2">Population</th> <th colspan="2">Employment</th> </tr> <tr> <th></th> <th>Target</th> <th>Annual</th> <th>Target</th> <th>Annual</th> </tr> </thead> <tbody> <tr> <td>Disposal Rate without Transformation(pounds/person/day):</td> <td></td> <td>2.9</td> <td></td> <td>12.3</td> </tr> <tr> <td>Transformation Rate (pounds/person/day):</td> <td>0.7</td> <td>0.0</td> <td>2.8</td> <td>0.0</td> </tr> <tr> <td>The Calculated Disposal Rate (pounds/person/day):</td> <td>3.3</td> <td>2.9</td> <td>14.2</td> <td>12.3</td> </tr> </tbody> </table>		Population		Employment			Target	Annual	Target	Annual	Disposal Rate without Transformation(pounds/person/day):		2.9		12.3	Transformation Rate (pounds/person/day):	0.7	0.0	2.8	0.0	The Calculated Disposal Rate (pounds/person/day):	3.3	2.9	14.2	12.3
	Population		Employment																							
	Target	Annual	Target	Annual																						
Disposal Rate without Transformation(pounds/person/day):		2.9		12.3																						
Transformation Rate (pounds/person/day):	0.7	0.0	2.8	0.0																						
The Calculated Disposal Rate (pounds/person/day):	3.3	2.9	14.2	12.3																						

<p>Calculation Factors</p> <p>If any boxes are checked, please complete, and sign the Reporting Year Disposal Modification Certification Sheet and mail, e-mail or FAX to CalRecycle within 7 business days of submitting your report. If you are only claiming report-year disposal deductions for waste transported to a certified Transformation facility, you do not need to fill out the certification request.</p> <p>Although you will be able to submit your electronic Annual Report without completing this sheet, your Annual Report will not be deemed complete until this sheet is completed and received by CalRecycle. Contact your LAMD representative for details.</p> <p> <input type="checkbox"/> Alternative disposal tonnage <input type="checkbox"/> Deductions to DRS disposal tonnage </p>

<p>Questions and Responses</p> <p>Rural Petition for Reduction in Requirements</p> <p>Rural Petition For Reduction</p> <p>1. Question: Was your jurisdiction granted a rural Petition for Reduction by the CIWMB? For more information regarding Rural Petition For Reduction, go to Rural Solid Waste Diversion Home Page.</p> <p>Response</p> <p>No.</p> <p>Disposal Rate Accuracy</p> <p>Disposal Rate Accuracy</p> <p>1. Question: Are there extenuating circumstances pertaining to your jurisdiction's disposal rate that the Board should consider, as authorized by the Public Resources Code Section 41821(c)? If you wish to attach additional information to your annual report, please send those items or electronic files to your LAMD representative; include a brief description of those files below. If so, please use the space below to tell the Board.</p> <p>Response</p> <p>No.</p> <p>Planning Documents Assessment</p> <p>Source Reduction and Recycling Element (SRRE)</p>

1. Question: Does the SRRE need to be revised?

Response

No.

Household Hazardous Waste Element (HHWE)

2. Question: Does the HHWE need to be revised?

Response

No.

Non-Disposal Facility Element (NDFE)

3. Question: Describe below any changes in the use of nondisposal facilities, both existing and planned (e.g., is the jurisdiction using a different facility within or outside of the jurisdiction, has a facility closed, is a new one being planned).

Response

No response has been entered

Non-Disposal Facility Element (NDFE)

4. Question: Are there currently any nondisposal facilities that require a solid waste facility permit located (or planned to be sited) in your jurisdiction that are not identified in your NDFE?

Response

No.

Areas of Concern / Conditional Approvals

Areas of concern

1. Question: Did the Board require your jurisdiction to address any areas of concern when determining the adequacy of your solid waste planning documents, or any of their elements?

Response

No.

Conditional approvals

2. Question: Did the Board give conditional approval to any of your solid waste planning documents, or any of their elements?

Response

No.

Additional Information

Additional Information

1. Question: Is there anything else you would like to tell the CIWMB about unique or innovative efforts by your jurisdiction to reduce waste generation and increase diversion, about your jurisdiction's public education efforts, or about specific obstacles to reaching your jurisdiction's diversion goal? If you wish to attach additional information to your annual report, please send those items or electronic files to your LAMD representative and include a brief description of those files below.

Response

Yes. In response to the Board's GFE assessment as part of the 2005-06 Biannual Review, the Town of Moraga, working with CCCSWA staff, have accomplished the following: - Development of a Model EPP that will be adopted by the Town Manager for implementation in town government operations later in 2009. - Assisting in development of a Model Construction & Demolition (C&D) Ordinance and adopting key elements of the model into Moraga's existing ordinance. - Participation in a regional effort to certify C&D recovery facilities to increase diversion of C&D waste and improve documentation of diversion. - Support of the CCCSWA Commercial Food Waste Pilot Program.

SRRE and HHWE Diversion Programs**1000-SR-XGC (Xeriscaping/Grasscycling)**

Current Status: AO - Alternative and Ongoing	Program Start Year: 1998	Existed before 1990: No
	Report Year Diversion Tons: 48.00	Selected in SRRE: No
		Owned or Operated: Yes

Selected Program Details: Grasscycling

Jurisdiction Notes

Moraga continues ongoing grasscycling in public parks and civic areas. Moraga promotes grasscycling through instruction in compost workshops and informational handouts at special events and the farmer market.

1010-SR-BCM (Backyard and On-Site Composting/Mulching)

Current Status: SO - Selected and Ongoing	Program Start Year: 1990	Existed before 1990: Yes
	Report Year Diversion Tons: 117.00	Selected in SRRE: Yes
		Owned or Operated: Yes

Jurisdiction Notes

The compost bin subsidy for single family residences continued in 2008. A total of 19 compost bins were sold to Moraga residents. The \$1.50 garbage rate reduction continued.

1020-SR-BWR (Business Waste Reduction Program)

Current Status: SO - Selected and Ongoing	Program Start Year: 1990	Existed before 1990: Yes
	Report Year Diversion Tons: 0.00	Selected in SRRE: Yes
		Owned or Operated: Yes

Jurisdiction Notes

2008: Local retail stores use reusable bins and/or pallets for shipping/receiving inventory from distribution centers. Local groceries donate food to local charities. Local businesses use email to reduce paper waste and make duplex copies when copying. Many local businesses either encourage use or sell reusable metal water bottles or coffee cups to reduce waste.

1030-SR-PMT (Procurement)

Current Status: SO - Selected and Ongoing	Program Start Year: 1993	Existed before 1990: No
	Report Year Diversion Tons: 0.00	Selected in SRRE: Yes
		Owned or Operated: Yes

Jurisdiction Notes

2008: The CCCSWA transmitted a model EPP to Moraga staff in June, 2009 for review and adoption.

1040-SR-SCH (School Source Reduction Programs)

Current Status: AO - Alternative and Ongoing	Program Start Year: 2000	Existed before 1990: No
	Report Year Diversion Tons: 0.00	Selected in SRRE: No
		Owned or Operated: Yes

Jurisdiction Notes

Town and CCCSWA staff continued to work actively with the schools to promote source reduction in Moraga schools. Department of Conservation funding continued to be used for purchasing recycling containers for schools. Waste reduction and recycling presentations by 4 various groups were available. Several Moraga schools continue to receive subsidized green waste recycling.

1050-SR-GOV (Government Source Reduction Programs)

Current Status: SO - Selected and Ongoing	Program Start Year: 1990	Existed before 1990: Yes
	Report Year Diversion Tons: 0.00	Selected in SRRE: Yes
		Owned or Operated: Yes

Jurisdiction Notes

The CCCSWA staff continues to work with Town of Moraga staff to help reduce waste.

1060-SR-MTE (Material Exchange, Thrift Shops)

Current Status: SO - Selected and Ongoing	Program Start Year: 1990	Existed before 1990: Yes
	Report Year Diversion Tons: 16.00	Selected in SRRE: Yes
		Owned or Operated: Yes

Jurisdiction Notes

Moraga continues to have residential collection of household reusable materials.

2000-RC-CRB (Residential Curbside)

Current Status: SO - Selected and Ongoing	Program Start Year: 1989	Existed before 1990: Yes
	Report Year Diversion Tons: 6225.00	Selected in SRRE: Yes
		Owned or Operated: Yes

Selected Program Details: Multi-family residences | Single-family residences | Commingled (Single-stream) | Glass | Metal | Miscellaneous paper (includes phone books, catalogs, magazines and other paper) | Newspaper | Office paper (white & colored ledger, computer paper, other office paper) | Plastic 1-2 | Plastic 3-7 | Uncoated corrugated cardboard and paper bags

Jurisdiction Notes

Residents, both single family and multi family continue to utilize the curbside single stream recycling program in 2008. No new materials have been added. Collection is once per week. 64 gallon containers and automated services.

2010-RC-DRP (Residential Drop-Off)

Current Status: SO - Selected and Ongoing	Program Start Year: 1990	Existed before 1990: Yes
	Report Year Diversion Tons: 5.00	Selected in SRRE: Yes
		Owned or Operated: Yes

Jurisdiction Notes

Moraga is still able to utilize the Walnut Creek Recycling Center for paper, cardboard, CRV materials, books, used oil, glass, metals and green waste.

2020-RC-BYB (Residential Buy-Back)

Current Status: SO - Selected and Ongoing

Program Start Year: 1990
Report Year Diversion Tons:
466.00

Existed before 1990: Yes
Selected in SRRE: Yes
Owned or Operated: Yes

Jurisdiction Notes

Moraga continues to utilize the Walnut Creek Recycling Center for buyback. Additionally, both Moraga Safeway and Lafayette Safeway have 20/20 centers.

2030-RC-OSP (Commercial On-Site Pickup)

Current Status: SO - Selected and Ongoing

Program Start Year: 1990
Report Year Diversion Tons:
1046.65

Existed before 1990: Yes
Selected in SRRE: Yes
Owned or Operated: Yes

Selected Program Details: Commingled (Single-stream) | Source separated | Film Plastic | Glass | Metal | Miscellaneous paper (includes phone books, catalogs, magazines and other paper) | Office paper (white & colored ledger, computer paper, other office paper) | Plastic 1-2 | Plastic 3-7 | Uncoated corrugated cardboard and paper bags

Jurisdiction Notes

CCCSWA's permitted recycling program has 38 hauler for various types of commercial collection.

2040-RC-SFH (Commercial Self-Haul)

Current Status: SO - Selected and Ongoing

Program Start Year: 1990
Report Year Diversion Tons:
949.00

Existed before 1990: Yes
Selected in SRRE: Yes
Owned or Operated: Yes

Jurisdiction Notes

Ads continue to be placed in the local phone directories to encourage contractors and individuals to contact the CCCSWA for recycling options for the construction and demolition debris.

2050-RC-SCH (School Recycling Programs)

Current Status: SO - Selected and Ongoing

Program Start Year: 1990
Report Year Diversion Tons:
100.00

Existed before 1990: Yes
Selected in SRRE: Yes
Owned or Operated: Yes

Jurisdiction Notes

The Town of Moraga continues efforts to educate students and faculty of Moraga schools. To that end, Campolindo High School, Los Perales and Rheem Elementary schools were certified as Wastebusters schools in 2008. (www.wastediversion.org/SchoolWastebusters.htm). An award for custodians was also implemented. Additionally, a new and important educational component was added to the schools program in 2008. Schools in the service area can now sign up to take a live tour of a local recycling processing facility.

2060-RC-GOV (Government Recycling Programs)

Current Status: AO - Alternative and Ongoing	Program Start Year: 1991	Existed before 1990: No
	Report Year Diversion Tons: 0.00	Selected in SRRE: No
		Owned or Operated: Yes

Jurisdiction Notes

The Town of Moraga continues to recycle paper, cardboard, containers, scrap metal, landscaping waste, motor oil, computers and batteries at the administrative offices, their corporation yard, and recreation center.

2070-RC-SNL (Special Collection Seasonal (regular))

Current Status: SO - Selected and Ongoing	Program Start Year: 1990	Existed before 1990: Yes
	Report Year Diversion Tons: 90.00	Selected in SRRE: Yes
		Owned or Operated: Yes

Jurisdiction Notes

2008: The reuse collection program offers the opportunity for residents to set out materials for a reuse collector. These materials are donated to charitable organizations for resale and reuse. In 2008, the materials accepted included: clothing, household goods, bicycles, electronics, small furnishing items, and sporting goods. Additionally, Christmas trees are collected curbside and utilized as organic material.

3000-CM-RCG (Residential Curbside Greenwaste Collection)

Current Status: SO - Selected and Ongoing	Program Start Year: 1996	Existed before 1990: No
	Report Year Diversion Tons: 3841.00	Selected in SRRE: Yes
		Owned or Operated: Yes

Selected Program Details: Multi-Family | Single-Family

Jurisdiction Notes

Moraga continues to have residential greenwaste collection weekly. This collection now also includes food scraps. Additionally, the CCCSWA offers its single family residents unlimited "Recycling Only Cleanups." The main material collected is greenwaste.

3010-CM-RSG (Residential Self-haul Greenwaste)

Current Status: SO - Selected and Ongoing	Program Start Year: 1996	Existed before 1990: No
	Report Year Diversion Tons: 9.00	Selected in SRRE: Yes
		Owned or Operated: Yes

Jurisdiction Notes

2008: Residential self haul of greenwaste continued at the Walnut Creek Recycling center. The San Ramon recycling center closed in late 2007.

3020-CM-COG (Commercial On-Site Greenwaste Pick-up)

Current Status: AO - Alternative and Ongoing	Program Start Year: 1999	Existed before 1990: No
	Report Year Diversion Tons: 0.00	Selected in SRRE: No
		Owned or Operated: Yes

Jurisdiction Notes

Through the CCCSWA managed franchises and permittee hauler system, businesses and government continue to receive green waste collection service upon request.

3030-CM-CSG (Commercial Self-Haul Greenwaste)

Current Status: SO - Selected and Ongoing	Program Start Year: 1996	Existed before 1990: No
	Report Year Diversion Tons: 0.00	Selected in SRRE: Yes
		Owned or Operated: Yes

Jurisdiction Notes

2008: Green waste drop off and disposal locations at Walnut Creek Recycling Center, Martinez Transfer and Recovery Facility, Pittsburg Transfer Station, and CCL Organics in Benicia.

3040-CM-FWC (Food Waste Composting)

Current Status: AO - Alternative and Ongoing	Program Start Year: 1999	Existed before 1990: No
	Report Year Diversion Tons: 0.00	Selected in SRRE: No
		Owned or Operated: No

Jurisdiction Notes

Residential food waste is collected with yard waste each week and sent to a regional composting facility.

3050-CM-SCH (School Composting Programs)

Current Status: AO - Alternative and Ongoing	Program Start Year: 2001	Existed before 1990: No
	Report Year Diversion Tons: 0.00	Selected in SRRE: No
		Owned or Operated: Yes

Jurisdiction Notes

Three schools out of five in Moraga continued composting lunch/green waste on-site: Joaquin Moraga Intermediate, Rheem Elementary, and Los Perales.

3060-CM-GOV (Government Composting Programs)

Current Status: SO - Selected and Ongoing	Program Start Year: 1990	Existed before 1990: Yes
	Report Year Diversion Tons: 0.00	Selected in SRRE: Yes
		Owned or Operated: Yes

Jurisdiction Notes

The Town of Moraga does not conduct composting at their facilities.

4020-SP-TRS (Tires)

Current Status: SO - Selected and Ongoing	Program Start Year: 1995	Existed before 1990: No
	Report Year Diversion Tons: 2.92	Selected in SRRE: Yes
		Owned or Operated: Yes

Jurisdiction Notes

Local tire shops continue to accept used tires. Lakin Tire is the primary hauler permitted to collect and process tires in this area.

4030-SP-WHG (White Goods)

Current Status: SO - Selected and Ongoing	Program Start Year: 1990	Existed before 1990: Yes
	Report Year Diversion Tons: 0.00	Selected in SRRE: Yes
		Owned or Operated: Yes

Jurisdiction Notes

Distribution of the Contra Costa County Reuse and Recycling Guide, which lists white goods recyclers, continued in 2008.

4040-SP-SCM (Scrap Metal)

Current Status: AO - Alternative and Ongoing	Program Start Year: 1990	Existed before 1990: No
	Report Year Diversion Tons: 13.83	Selected in SRRE: No
		Owned or Operated: Yes

Jurisdiction Notes

The Walnut Creek Recycling Center continues to accept ferrous and non-ferrous metals for recycling. Additionally, Distribution of the Contra Costa County Reuse and Recycling Guide, which lists scrap metal recyclers, continued in 2007. Scrap metal was also sourced out of non-reuseable materials through the Cleanup and Reuse Days Program.

4050-SP-WDW (Wood Waste)

Current Status: SO - Selected and Ongoing	Program Start Year: 1990	Existed before 1990: Yes
	Report Year Diversion Tons: 0.00	Selected in SRRE: Yes
		Owned or Operated: Yes

Jurisdiction Notes

Wood waste is recovered from C&D loads received at the Martinez Transfer facility via self haul or debris box and from materials brought to the Walnut Creek Recycling center by contractors. Untreated wood waste is used as biomass fuel at a regional cogeneration facility. Treated wood is used as ADC at Keller Canyon Landfill.

4060-SP-CAR (Concrete/Asphalt/Rubble)

Current Status: AO - Alternative and Ongoing	Program Start Year: 1991	Existed before 1990: No
	Report Year Diversion Tons: 65.00	Selected in SRRE: No
		Owned or Operated: Yes

Selected Program Details: Asphalt Paving | Brick | Concrete/cement | Gypsum Board/drywall | Mixed C + D | Rock, soils and fines

Jurisdiction Notes

Recycling information about construction and demolition debris continued to be distributed through: The Contra Costa Builders' Guide, The Contra Costa County Reuse and Recycling Guide, and an advertisement in the local Yellow Pages. Additionally, the CCCSWA now has an approval process for C&D facilities that the agency recognizes as capable of diverting at least 50% of materials.

4090-SP-RND (Rendering)

Current Status: AO - Alternative and Ongoing Program Start Year: 1998 Existed before 1990: No
Report Year Diversion Tons: 0.00 Selected in SRRE: No
Owned or Operated: No

Jurisdiction Notes

Restaurants continued to use local tallow companies for collection and diversion of fats, oils, and other byproducts of food preparation.

5000-ED-ELC (Electronic (radio ,TV, web, hotlines))

Current Status: SO - Selected and Ongoing Program Start Year: 1990 Existed before 1990: Yes
Report Year Diversion Tons: 0.00 Selected in SRRE: Yes
Owned or Operated: Yes

Jurisdiction Notes

Maintained and updated agency website with battery collection, ewaste, reuse, and general recycling information. Additionally, CCCSWA residents have access to the Contra Costa County Recycling Telephone Hotline.

5010-ED-PRN (Print (brochures, flyers, guides, news articles))

Current Status: SO - Selected and Ongoing Program Start Year: 1984 Existed before 1990: Yes
Report Year Diversion Tons: 0.00 Selected in SRRE: Yes
Owned or Operated: Yes

Jurisdiction Notes

Regular monthly columns with waste reduction and recycling tips and information were published in: Rossmoor News, Walnut Creek Journal, Lamorinda Sun, and Walnut Creek Magazine. Diversions Newsletters were sent out four times per year to all single family residents.

5020-ED-OUT (Outreach (tech assistance, presentations, awards, fairs, field trips))

Current Status: SO - Selected and Ongoing Program Start Year: 1991 Existed before 1990: Yes
Report Year Diversion Tons: 0.00 Selected in SRRE: Yes
Owned or Operated: Yes

Jurisdiction Notes

The CCCSWA participated in: John Muir Earth Day, Lafayette Earth Day Lafayette Environmental Task Force, Sustainable Moraga meetings.

5030-ED-SCH (Schools (education and curriculum))

Current Status: AO - Alternative and Ongoing Program Start Year: 1996 Existed before 1990: No
Report Year Diversion Tons: 0.00 Selected in SRRE: No
Owned or Operated: Yes

Jurisdiction Notes

The CCCSWA continues to have a premier schools waste reduction and recycling outreach program. The Wastebusters Awards Program continued in 2008, as well as individual ongoing outreach to each of the five schools in Moraga. Additionally, several waste reduction assemblies were held utilizing different specialty performers.

6010-PI-EIN (Economic Incentives)

Current Status: SO - Selected and Ongoing Program Start Year: 1990 Existed before 1990: Yes
Report Year Diversion Tons: 0.00 Selected in SRRE: Yes
Owned or Operated: Yes

Selected Program Details: Discounts | Reward/Contest | Unlimited recycling | Variable can rate/Quantity based user fee | Other material types (describe below)

Jurisdiction Notes

In 2008 there was continued use of progressive rate structure, discounted garbage rates for certified home composters, subsidized home composting bins, and free indoor recycling containers for schools.

6020-PI-ORD (Ordinances)

Current Status: SO - Selected and Ongoing Program Start Year: 1995 Existed before 1990: No
Report Year Diversion Tons: 0.00 Selected in SRRE: Yes
Owned or Operated: Yes

Selected Program Details: Antiscavenging ordinance | C & D ordinance

Jurisdiction Notes

2008: Environmental Purchasing Policy (EPP) – A “model” EPP has been developed by the CCCSWA and City of Walnut Creek. This model is under final review by senior management at the City of Walnut Creek and policy adoption is anticipated by May 2009. The W.C. model EPP has also been shared with Town of Moraga staff and is currently under review for adoption later in 2009. A copy of this model policy is available for CIWMB staff review. C&D Ordinance Revisions – CCCSWA and member city staff members reviewed existing C&D Ordinances. Review revealed inconsistencies between cities on thresholds that trigger ordinance compliance, deposit requirements, and how penalties are levied. Furthermore, staff review revealed weaknesses in how contractors are required to report diverted weight on their project Waste management Plans. Based on these findings, the C&D ordinance working group has developed revisions for existing ordinances that remove the inconsistencies and replace them with new threshold, deposit, and penalty requirements that will make all CCCSWA member city C&D ordinances more uniform, and easier to administer. Furthermore, CCCSWA member cities will join a regional movement in the Bay Area to certify C&D processing facilities for their ability to recover recyclable C&D waste and require contractors to use these facilities. These changes have been sent to the Town of Moraga staff for review and revision of their existing ordinance. A copy of proposed changes for the C&D Ordinances is available for CIWMB staff review.

7000-FR-MRF (MRF)

Current Status: SO - Selected and Ongoing Program Start Year: 1993 Existed before 1990: No
Report Year Diversion Tons: 0.00 Selected in SRRE: Yes
Owned or Operated: Yes

Jurisdiction Notes

Materials continue to be taken to Davis Street Transfer Station for processing.

7010-FR-LAN (Landfill)

Current Status: AO - Alternative and Ongoing	Program Start Year: 2000 Report Year Diversion Tons: 85.40	Existed before 1990: No Selected in SRRE: No Owned or Operated: No
--	---	--

Jurisdiction Notes

Non recyclable materials from Moraga continue to be taken to Keller Canyon Landfill.

7020-FR-TST (Transfer Station)

Current Status: SO - Selected and Ongoing	Program Start Year: 1991 Report Year Diversion Tons: 1036.00	Existed before 1990: No Selected in SRRE: Yes Owned or Operated: No
---	---	---

Jurisdiction Notes

Moraga non-recyclable materials are transported to the Martinez Transfer Facility in Martinez.

7030-FR-CMF (Composting Facility)

Current Status: SO - Selected and Ongoing	Program Start Year: 1993 Report Year Diversion Tons: 1910.00	Existed before 1990: No Selected in SRRE: Yes Owned or Operated: No
---	---	---

Jurisdiction Notes

Per our franchise agreement, materials for composting continue to go to Newby Island compost facility in Milpitas.

7040-FR-ADC (Alternative Daily Cover)

Current Status: AO - Alternative and Ongoing	Program Start Year: 1998 Report Year Diversion Tons: 177.00	Existed before 1990: No Selected in SRRE: No Owned or Operated: No
--	--	--

Jurisdiction Notes

Continued use of greenwaste, wood, and inert C&D materials as alternative daily cover at local landfill.

8010-TR-BIO (Biomass)

Current Status: SO - Selected and Ongoing	Program Start Year: 1990 Report Year Diversion Tons: 0.00	Existed before 1990: Yes Selected in SRRE: Yes Owned or Operated: No
---	--	--

Jurisdiction Notes

C&D materials collected by Waste Management are separated at Davis Street Transfer Station and processed at their C&D MRF. Wood waste resulting from this processing is delivered to the Tracy Biomass Plant.

9000-HH-PMF (Permanent Facility)

Current Status: SO - Selected and Ongoing	Program Start Year: 1990	Existed before 1990: Yes
	Report Year Diversion Tons: 29.00	Selected in SRRE: Yes
		Owned or Operated: No

Jurisdiction Notes

In 2008, Moraga residents continued use of the Central Contra Costa Household Hazardous Waste Facility in Martinez. The Walnut Creek Recycling Center also accepts used motor oil and antifreeze.

9010-HH-MPC (Mobile or Periodic Collection)

Current Status: SO - Selected and Ongoing	Program Start Year: 1985	Existed before 1990: Yes
	Report Year Diversion Tons: 0.00	Selected in SRRE: Yes
		Owned or Operated: Yes

Jurisdiction Notes

No mobile or periodic events were sponsored by Moraga

9020-HH-CSC (Curbside Collection)

Current Status: AO - Alternative and Ongoing	Program Start Year: 1996	Existed before 1990: No
	Report Year Diversion Tons: 0.48	Selected in SRRE: No
		Owned or Operated: No

Jurisdiction Notes

Moraga residents had several opportunities to recycling HHW at the curb: motor oil during weekly recycling collection; electronic waste and household batteries during Reuse and Cleanup Days Program. Approximately 4.8 tons of motor oil were collected and recycled.

9030-HH-WSE (Waste Exchange)

Current Status: AO - Alternative and Ongoing	Program Start Year: 1997	Existed before 1990: No
	Report Year Diversion Tons: 0.00	Selected in SRRE: No
		Owned or Operated: No

Jurisdiction Notes

The Central Contra Costa Household Hazardous Waste Facility in Martinez continues to utilize free waste exchanges at its facility.

9040-HH-EDP (Education Programs)

Current Status: SO - Selected and Ongoing	Program Start Year: 1990	Existed before 1990: Yes
	Report Year Diversion Tons: 0.00	Selected in SRRE: Yes
		Owned or Operated: Yes

Jurisdiction Notes

The CCCSWA actively participated in educating the public about HHW and universal waste: through our website, newsletter, regular columns and articles, participation in the California Product Stewardship Council, and individual outreach efforts. The CCCSWA now closely follows active HHW and universal waste legislation in Sacramento.

9045-HH-EWA (Electronic Waste)

Current Status: AO - Alternative and Ongoing Program Start Year: 2001 Existed before 1990: No
Report Year Diversion Tons: 16.00 Selected in SRRE: No
Owned or Operated: No

Jurisdiction Notes

Ewaste continued to be collected as a part of the Reuse and Cleanup Days program in Moraga. Additionally, residents had the opportunity to utilize free drop off at Pacific Rim Recycling's Benicia facility. Materials are handled by Direct Computer Disposal Company in Hayward.

9050-HH-OTH (Other HHW)

Current Status: SO - Selected and Ongoing Program Start Year: 1998 Existed before 1990: No
Report Year Diversion Tons: 3.00 Selected in SRRE: Yes
Owned or Operated: Yes

Jurisdiction Notes

The CCCSWA expanded its battery recycling efforts and now includes three drop off locations: Moraga Hardware & Lumber, Longs Drugs, and Orchard Supply Hardware.

CalRecycle Electronic Model Annual Report Summary

For: Orinda

2484

Report Submitted

Report Year: 2005
Submitted By:

Submitted On: 3/15/2007
Phone: () -

Jurisdiction Official Primary Contact (Current)

Contact Name	Email	Phone Number
Thomas T McCormick	tmccormick@cityoforinda.org	(925) 253-4220

LAMD Contact (Current)

JoAnn Jaschke	JoAnn.Jaschke@CalRecycle.ca.gov	(916) 341-6210
---------------	---------------------------------	----------------

Basic Information

Calculation Method: Adjustment Method
Petition for Rural Reduction: No
BioMass: No

Time Extension Information

Plan Type Name	Action Code	Start Date	End Date
Approved Time Extension	Board Approved	5/14/2002	12/31/2003

Section A

A-1 Calculated Diversion Rate

Base-Year:	2001
Base-Year Generation Amount (tons):	25,829
Base-Year Residential Generation Rate:	57%
Reporting Year:	2005
Diversion Rate Requirement:	50%
Reporting-Year Disposal Amount (tons):	15,457 *
Reported Disaster Waste (tons):	0
Reported Medical Waste (tons):	0
Reported Regional Diversion Facility Residual Waste (tons):	0
Reported Out-of-State Export (Diverted) (tons):	0
Reported Transformation Waste (tons):	0
Reported Other Disposal Amount (tons):	0

Total Disposal Reduction Credit Amount Reported (tons):

Total Adjusted Reporting-Year Disposal Amount (tons):

15,457

	Source	Base-Year	Reporting Year	% Change
Population:	County	965,062	1,019,101	5.6%
Taxable Sales (x1000):	County	12,256,721	13,480,075	10.0%
Employment:	Industry	338,300	343,800	1.6%

CalRecycle Electronic Model Annual Report Summary

Consumer Price Index:	Metropolitan	189.9	202.7	6.7%
Change in Residential Sector (%):		4.0%	Growth	
Change in Non-Residential Sector (%):		2.3%	Growth	
Estimated Reporting-Year Generation Tonnage:		26,672		
Reporting-Year Diversion Rate (%):		42%		

Diversion Rate Accuracy

Question:

1. Are there extenuating circumstances pertaining to your jurisdiction's diversion rate that CalRecycle should consider, as authorized by the Public Resources Code Section 41821(c). If so, please use the space below to tell CalRecycle. If you wish to attach additional information to your annual report, please send those items or electronic files to your LAMD representative; include a brief description of those files below.

Jurisdiction's response:

Orinda's disposal increased in 2005 due to spike in Class II disposal at Keller Canyon Landfill in the 2nd and 4th quarters. The Class II material consisted of contaminated soil, special waste, and sludge.

A-2 Adjustment Factors

Adjustment Factor Used	Source of Adjustment Factor
Population: County	Not Required
Taxable Sales: County	Not Required
Employment: Industry	Not Required
Consumer Price Index: Metropolitan	Not Required

A-3 Calculation Method

Calculation Method	Required Form
1. Requesting correction to existing base year:	No
2. Requesting alternative disposal tonnage:	Yes
3. Requesting deductions to DRS disposal tonnage:	Yes
4. Requesting Biomass diversion credits:	No

Section B

B1 - SWGS needs revision:	No
B2 - SRRE needs revision:	No
B3 - HHWE needs revision:	No
B4 - NDFE	
Changes in use of nondisposal facilities:	
NDFE needs revision:	No

Section C

C - 1 Existing SRRE and HHWE Programs

Program Code	Program Name	Owned and Op	Program Tons	Status	Reason(s)	Target Sector
1000-SR-XGC	Xeriscaping/Grasscycling	Y	65.3	Alternative and Ongoing		All sectors

Additions to Program Notes: 2005: Collaborated with and promoted "Bringing Back the Natives" garden tour as part of the mini-grant program. Tour promoted using native plants to reduce water usage and plant waste and also offered composting workshops.

CalRecycle Electronic Model Annual Report Summary

C - 1 Existing SRRE and HHWE Programs

Program Code	Program Name	Owned and Op	Program Tons	Status	Reason(s)	Target Sector
1010-SR-BCM	Backyard and On-Site Composting/Mulching	Y	248.9	Selected and Ongoing		All sectors
1020-SR-BWR	Business Waste Reduction Program	Y		Selected and Ongoing		Commercial, Industrial, Government, School
Additions to Program Notes: 2005: Continued participation and alliance with Contra Costa County Green Business Program. Performed waste audits as partner in program.						
1030-SR-PMT	Procurement	Y		Selected and Ongoing		Commercial, Industrial, Government
1040-SR-SCH	School Source Reduction Programs	Y		Alternative and Ongoing		School
1050-SR-GOV	Government Source Reduction Programs	Y		Selected and Ongoing		Government
1060-SR-MTE	Material Exchange, Thrift Shops	Y	24.0	Selected and Ongoing		All sectors
2000-RC-CRB	Residential Curbside	Y	3611.0	Selected and Ongoing		Residential
Additions to Program Notes: 2005: Rolled out single stream recycling collection to single family residents, with intent to increase diversion. Added winter collection day to reuse collection program (now twice per year).						
2010-RC-DRP	Residential Drop-Off	Y		Selected and Ongoing		Residential
2020-RC-BYB	Residential Buy-Back	Y		Selected and Ongoing		Residential
2030-RC-OSP	Commercial On-Site Pickup	Y	2042.6	Selected and Ongoing		Commercial, Industrial, Government, School
Additions to Program Notes: 2005: Updated the "Contra Costa Builder's Guide to Reuse and Recycling" and distributed it throughout Contra Costa County. Conducted an audit of the amount of recyclables collected by businesses participating in the free small business recycling program to increase accuracy of data collection. Conducted waste audits of top10 commercial waste generators.						
2040-RC-SFH	Commercial Self-Haul	Y		Selected and Ongoing		Commercial, Industrial, Government, School
2050-RC-SCH	School Recycling Programs	Y	86.9	Selected and Ongoing		School

CalRecycle Electronic Model Annual Report Summary

C - 1 Existing SRRE and HHWE Programs

Program Code	Program Name	Owned and Op	Program Tons	Status	Reason(s)	Target Sector
Additions to Program Notes: 2005: Began offering Junkology Creative Reuse workshops to schools. Continued Earth Team school video program. Increased budget to offer can and bottle recycling containers to all high schools. Continued Wastebusters Program for schools.						
2060-RC-GOV	Government Recycling Programs	Y		Alternative and Ongoing		Government
2070-RC-SNL	Special Collection Seasonal (regular)	Y	164.7	Selected and Ongoing		Residential
Additions to Program Notes: 2005: Added winter collection day to reuse collection program (now twice per year).						
3000-CM-RCG	Residential Curbside Greenwaste Collection	Y	5470.2	Selected and Ongoing		Residential
3010-CM-RSG	Residential Self-haul Greenwaste	Y	2.9	Selected and Ongoing		Residential
3020-CM-COG	Commercial On-Site Greenwaste Pick-up	Y		Alternative and Ongoing		Commercial, Industrial, Government, School
3030-CM-CSG	Commercial Self-Haul Greenwaste	Y		Selected and Ongoing		Commercial, Industrial, Government, School
3040-CM-FWC	Food Waste Composting	N	131.5	Alternative and Ongoing		Commercial
3050-CM-SCH	School Composting Programs	Y		Alternative and Ongoing		School
Additions to Program Notes: 2005: Increased efforts to encourage composting in local schools.						
3060-CM-GOV	Government Composting Programs	Y		Alternative and Ongoing		Government
4020-SP-TRS	Tires	Y		Selected and Ongoing		Commercial, Industrial
4030-SP-WHG	White Goods	Y		Selected and Ongoing		Residential
4040-SP-SCM	Scrap Metal	Y		Alternative and Ongoing		All sectors
4050-SP-WDW	Wood Waste	Y		Selected and Ongoing		All sectors

CalRecycle Electronic Model Annual Report Summary

C - 1 Existing SRRE and HHWE Programs

Program Code	Program Name	Owned and Op	Program Tons	Status	Reason(s)	Target Sector
4060-SP-CAR	Concrete/Asphalt/Rubble	Y		Alternative and Ongoing		All sectors
Additions to Program Notes: 2005: Updated "Contra Costa Builder's Guide to Reuse and Recycling" and distributed it throughout Contra Costa County.						
4090-SP-RND	Rendering	N		Alternative and Ongoing		Commercial
5000-ED-ELC	Electronic (radio, TV, web, hotlines)	Y		Selected and Ongoing		All sectors
5010-ED-PRN	Print (brochures, flyers, guides, news articles)	Y		Selected and Ongoing		All sectors
5020-ED-OUT	Outreach (tech assistance, presentations, awards, fairs, field trips)	Y		Selected and Ongoing		All sectors
Additions to Program Notes: 2005: Participated in John Muir Earth Day event in Martinez. Began writing columns for local newspapers on the 4 R's.						
5030-ED-SCH	Schools (education and curriculum)	Y		Alternative and Ongoing		School
Additions to Program Notes: 2005: Began offering Junkology Creative Reuse workshops to schools.						
6010-PI-EIN	Economic Incentives	Y		Selected and Ongoing		All sectors
6020-PI-ORD	Ordinances	Y		Selected and Ongoing		All sectors
7000-FR-MRF	MRF	Y		Selected and Ongoing		All sectors
7010-FR-LAN	Landfill	N	173.4	Alternative and Ongoing		All sectors
7020-FR-TST	Transfer Station	N	868.7	Selected and Ongoing		All sectors
7030-FR-CMF	Composting Facility	N		Selected and Ongoing		All sectors
7040-FR-ADC	Alternative Daily Cover	N	534.5	Alternative and Ongoing		All sectors
8010-TR-BIO	Biomass	N		Selected and Ongoing		
9000-HH-PMF	Permanent Facility	N		Selected and Ongoing		All sectors

CalRecycle Electronic Model Annual Report Summary

C - 1 Existing SRRE and HHWE Programs

Program Code	Program Name	Owned and Op	Program Tons	Status	Reason(s)	Target Sector
9010-HH-MPC	Mobile or Periodic Collection	Y		Selected and Ongoing		All sectors
9020-HH-CSC	Curbside Collection	N		Alternative and Ongoing		Residential
9030-HH-WSE	Waste Exchange	N		Alternative and Ongoing		Residential, Commercial
9040-HH-EDP	Education Programs	Y		Selected and Ongoing		All sectors
9045-HH-EWA	Electronic Waste	N	33.6	Alternative and Ongoing		
Additions to Program Notes: 2005: Collected e-waste curbside as part of twice yearly reuse collection program.						
9050-HH-OTH	Other HHW	Y		Selected and Ongoing		Residential

Section F

F1 - Areas of concern:

F2 - Conditional approvals:

CalRecycle Electronic Model Annual Report Summary

For: Orinda

2886

Report Submitted

Report Year: 2006

Submitted On: 3/14/2008

Submitted By:

Phone: () -

Jurisdiction Official Primary Contact (Current)

Contact Name	Email	Phone Number
Thomas T McCormick	tmccormick@cityoforinda.org	(925) 253-4220

LAMD Contact (Current)

JoAnn Jaschke	JoAnn.Jaschke@CalRecycle.ca.gov	(916) 341-6210
---------------	---------------------------------	----------------

Basic Information

Calculation Method: Adjustment Method

Petition for Rural Reduction: No

BioMass: No

Time Extension Information

Plan Type Name	Action Code	Start Date	End Date
Approved Time Extension	Board Approved	5/14/2002	12/31/2003

Section A

A-1 Calculated Diversion Rate

Base-Year:	2001
Base-Year Generation Amount (tons):	25,829
Base-Year Residential Generation Rate:	57%
Reporting Year:	2006
Diversion Rate Requirement:	50%
Reporting-Year Disposal Amount (tons):	14,986

Reported Disaster Waste (tons):	0
Reported Medical Waste (tons):	0
Reported Regional Diversion Facility Residual Waste (tons):	0
Reported Out-of-State Export (Diverted) (tons):	0
Reported Transformation Waste (tons):	0
Reported Other Disposal Amount (tons):	0

Total Disposal Reduction Credit Amount Reported (tons):

Total Adjusted Reporting-Year Disposal Amount (tons):

14,986

	Source	Base-Year	Reporting Year	% Change
Population:	County	965,062	1,030,732	6.8%
Taxable Sales (x1000):	County	12,256,721	13,867,661	13.1%
Employment:	Industry	338,300	349,100	3.2%

CalRecycle Electronic Model Annual Report Summary

Taxable Sales Deflator Index:	CalRecycle	124.9	130.4	4.4%
Change in Residential Sector (%):		6.3%	Growth	
Change in Non-Residential Sector (%):		5.8%	Growth	
Estimated Reporting-Year Generation Tonnage:		27,399		
Reporting-Year Diversion Rate (%):		45%		

Diversion Rate Accuracy

Question:

1. Are there extenuating circumstances pertaining to your jurisdiction's diversion rate that CalRecycle should consider, as authorized by the Public Resources Code Section 41821(c). If so, please use the space below to tell CalRecycle. If you wish to attach additional information to your annual report, please send those items or electronic files to your LAMD representative; include a brief description of those files below.

Jurisdiction's response:

No response from Jurisdiction

A-2 Adjustment Factors

Adjustment Factor Used	Source of Adjustment Factor
Population: County	Not Required
Taxable Sales: County	Not Required
Employment: Industry	Not Required
Taxable Sales Deflator Index: CalRecycle	Not Required

A-3 Calculation Method

Required Form
1. Requesting correction to existing base year: No
2. Requesting alternative disposal tonnage: No
3. Requesting deductions to DRS disposal tonnage: No
4. Requesting Biomass diversion credits: No

Section B

B1 - SWGS needs revision:	No
B2 - SRRE needs revision:	No
B3 - HHWE needs revision:	No
B4 - NDFE	

Changes in use of nondisposal facilities:

NDFE needs revision: No

Section C

C - 1 Existing SRRE and HHWE Programs

Program Code	Program Name	Owned and Op	Program Tons	Status	Reason(s)	Target Sector
1000-SR-XGC	Xeriscaping/Grasscycling	Y		Alternative and Ongoing		All sectors

Additions to Program Notes: Promoted the "Bringing Back the Natives" garden tour. The tour promotes the use of native plants to reduce water usage and plant waste. Non-native plants aren't meant to grow here. They require water during the summer, need fertilizers in order to look good, and can harbor pests that require the use of chemicals to kill. Natives use less water, don't take a lot of soil preparation, attract beneficial insects that eat the pests, bring birds to your yard, and generally need much less maintenance through the year.

CalRecycle Electronic Model Annual Report Summary

C - 1 Existing SRRE and HHWE Programs

Program Code	Program Name	Owned and Op	Program Tons	Status	Reason(s)	Target Sector
1010-SR-BCM	Backyard and On-Site Composting/Mulching	Y		Selected and Ongoing		All sectors
Additions to Program Notes: The compost bin subsidy for single-family residences continued in 2006. A total of 307 compost bins were sold to residents within the CCCSWA. The \$1.50/month garbage rate reduction and chipper/shredder rebate continued for registered home composters. A total of 1,512 residents in the CCCSWA took advantage of the subsidy.						
1020-SR-BWR	Business Waste Reduction Program	Y		Selected and Ongoing		Commercial, Industrial, Government, School
Additions to Program Notes: The City continued their alliance with the Contra Costa County Green Business Program in 2006. The partnership included a total of 20 waste audits performed throughout the CCCSWA.						
1030-SR-PMT	Procurement	Y		Selected and Ongoing		Commercial, Industrial, Government
Additions to Program Notes: CCCSWA staff continued to work with City staff to promote and encourage the procurement of recycled-content products. While the City does not have a formal Environmentally Preferable Purchasing Program in place, City departments actively participate in this program in informal ways.						
1040-SR-SCH	School Source Reduction Programs	Y		Alternative and Ongoing		School
Additions to Program Notes: A special emphasis was placed on continued diversion improvement for schools in all of the CCCSWA's jurisdictions using the Waste Buster Certification Program as incentive. Examples include use of voicemail for teacher to parent communication, letters to elected officials for support of recycling legislation, and school leadership focus groups designed to analyze and improve current source reduction, re-use, and recycling activities. A total of 45 public schools within the CCCSWA jurisdictions received technical assistance regarding source reduction, re-use, recycling and composting. Ten of which submitted applications and were awarded Waste Buster Certification status in 2006.						
1050-SR-GOV	Government Source Reduction Programs	Y		Selected and Ongoing		Government
Additions to Program Notes: CCCSWA staff continued to work with each member agency to reduce waste on an ongoing basis.						
1060-SR-MTE	Material Exchange, Thrift Shops	Y	28	Selected and Ongoing		All sectors
Additions to Program Notes: In 2006, there were 7 drop off centers in the region that residents in Orinda had access to. The City had an ongoing partnership with East Bay Depot for Creative Reuse, St. Vincent de Paul, and Pacific Rim Recycling for collection of household reusable items.						
2000-RC-CRB	Residential Curbside	Y	3591	Selected and Ongoing		Residential
Additions to Program Notes: The curbside program continued with the same methodology and also continued to accept the same materials in 2006. At the end of the year approximately 14,000 multi-family units were participating in this program within the CCCSWA. There were 14 tons collected from the multi-family recycling program and 3,577 tons from single family recycling.						
2010-RC-DRP	Residential Drop-Off	Y		Selected and Ongoing		Residential

CalRecycle Electronic Model Annual Report Summary

C - 1 Existing SRRE and HHWE Programs

Program Code	Program Name	Owned and Op	Program Tons	Status	Reason(s)	Target Sector
Additions to Program Notes: Residents continued to take books to a book recycling drop-off station at the Walnut Creek Recycling Center. In 2006, 10 tons were collected from the Walnut Creek Recycling Center. All of the same drop off locations were still accepting materials in 2006. There were no new materials added for 2006.						
2020-RC-BYB	Residential Buy-Back	Y		Selected and Ongoing		Residential
Additions to Program Notes: Walnut Creek Recycling Center and San Ramon Recycling Center still continue to provide buyback services to regional residents. There are a total of 10 other local buy back centers in the area that City residents and businesses are able to take advantage of.						
2030-RC-OSP	Commercial On-Site Pickup	Y	1536	Selected and Ongoing		Commercial, Industrial, Government, School
Additions to Program Notes: An audit was conducted on the amount of recyclables collected by businesses participating in the free small business recycling program to increase accuracy of data collection. There were 53 tons collected from the small business and 1,536 from the commercial recycling program as a whole. These audits were conducted on the top-10 waste generators. In 2006, this program was expanded to accept film plastics.						
2040-RC-SFH	Commercial Self-Haul	Y		Selected and Ongoing		Commercial, Industrial, Government, School
Additions to Program Notes: Ads continued to be placed in local phone directories to encourage contractors to contact the CCCSWA for recycling options for their C&D debris. Updated the Builder's Guide to Reuse and Recycling. The primary target audience for this program in 2006 was contractors.						
2050-RC-SCH	School Recycling Programs	Y		Selected and Ongoing		School
Additions to Program Notes: Began offering Junkology Creative Reuse workshops to schools. Continued Earth Team school video program. Increased budget to offer can and bottle recycling containers to all high schools. Provided Earth Tub composter to Athenian School for on-site composting of food waste through our mini-grant program. A total of nine new schools in the CCCSWA's member agencies participated in the Junkology Workshop. Can and bottle recycling container spending per student increased from \$0.11 to \$0.35 for all schools.						
2060-RC-GOV	Government Recycling Programs	Y		Alternative and Ongoing		Government
Additions to Program Notes: The City continues to recycle white paper, mixed paper, newspaper, cardboard, aluminum, tin, scrap metal, landscaping waste, motor oil, computers and batteries at the administrative offices, the corporation yard, recreation centers, senior facilities, and parks.						

CalRecycle Electronic Model Annual Report Summary

C - 1 Existing SRRE and HHWE Programs

Program Code	Program Name	Owned and Op	Program Tons	Status	Reason(s)	Target Sector
2070-RC-SNL	Special Collection Seasonal (regular)	Y	29	Selected and Ongoing		Residential

Additions to Program Notes: The reuse collection program offers the opportunity for residents to set out materials for a reuse collector. These materials are donated to charitable organizations for resale and reuse. In 2006 the materials accepted included: clothing, household goods, bicycles, electronics, small furnishing items, and sporting goods. Having developed this convenient curbside collection program, we are continually evaluating opportunities to add materials to this program to further reduce the amount of waste sent to landfill.

3000-CM-RCG	Residential Curbside Greenwaste Collection	Y	5413	Selected and Ongoing		Residential
-------------	--	---	------	----------------------	--	-------------

Additions to Program Notes: In 2006 the Town of Danville began a pilot program to evaluate the effectiveness of a home food scrap (mixed with green waste in the collection containers) collection program. The pilot program included all customers currently receiving green waste collection service. This program was piloted in Danville for possible expansion to the other jurisdictions in the CCCSWA. In 2006, 5,413 tons of material was collected from this program. Outreach for green waste collection programs continued to include the Customer Service Guide explaining proper preparation of materials, set out requirements, and other program areas to customers.

3010-CM-RSG	Residential Self-haul Greenwaste	Y		Selected and Ongoing		Residential
-------------	----------------------------------	---	--	----------------------	--	-------------

Additions to Program Notes: Green waste continued to be dropped off at the Walnut Creek and San Ramon recycling centers. In 2006, the same materials continued to be accepted.

3020-CM-COG	Commercial On-Site Greenwaste Pick-up	Y		Alternative and Ongoing		Commercial, Industrial, Government, School
-------------	---------------------------------------	---	--	-------------------------	--	--

Additions to Program Notes: Through the CCCSWA franchises, business and government customers continue to receive green waste collection service upon request.

3030-CM-CSG	Commercial Self-Haul Greenwaste	Y		Selected and Ongoing		Commercial, Industrial, Government, School
-------------	---------------------------------	---	--	----------------------	--	--

Additions to Program Notes: Green waste continued to be dropped off at the Walnut Creek and San Ramon recycling centers. In 2006, the same materials continued to be accepted. The primary customers are landscapers.

3040-CM-FWC	Food Waste Composting	N		Alternative and Ongoing		Commercial
-------------	-----------------------	---	--	-------------------------	--	------------

Additions to Program Notes: A residential food scrap recycling collection program was piloted in Danville to determine cost-effectiveness for possible expansion to the rest of the CCCSWA. This pilot was used to identify opportunities for the CCCSWA jurisdictions to remove food scraps from the disposal stream. One obstacle to the cost effectiveness of this program is the lack of local composting capacity. The CCCSWA encourages the CIWMB and the Air Resources Board to permit local facilities and reduce their barriers to entry that will allow us to provide this program more cost effectively.

CalRecycle Electronic Model Annual Report Summary

C - 1 Existing SRRE and HHWE Programs

Program Code	Program Name	Owned and Op	Program Tons	Status	Reason(s)	Target Sector
3050-CM-SCH	School Composting Programs	Y		Alternative and Ongoing		School
Additions to Program Notes: All 45 public schools within the CCCSWA service area were offered technical assistance in initiating kitchen and cafeteria waste composting programs. In 2006, 10 schools submitted applications that resulted in being awarded certification. Of those, 4 included composting of school generated green or food waste.						
3060-CM-GOV	Government Composting Programs	Y		Alternative and Ongoing		Government
Additions to Program Notes: City continues to grasscycle at city parks and sports fields.						
4020-SP-TRS	Tires	Y		Selected and Ongoing		Commercial, Industrial
Additions to Program Notes: Local tires shops continue to accept used tires. Lakin Tire is the primary hauler permitted to collect and process tires in the area.						
4030-SP-WHG	White Goods	Y		Selected and Ongoing		Residential
Additions to Program Notes: Distribution of the Contra Costa County Reuse and Recycling Guide, which lists white goods recyclers, continued in 2006.						
4040-SP-SCM	Scrap Metal	Y		Alternative and Ongoing		All sectors
Additions to Program Notes: This program was still available in 2006. The materials that are collected are taken to various locations in the Bay Area for processing.						
4050-SP-WDW	Wood Waste	Y		Selected and Ongoing		All sectors
Additions to Program Notes: Wood waste, if untreated, is used as biomass at Tracy Biomass Plant. Treated wood is used as ADC at Keller Canyon Landfill.						
4060-SP-CAR	Concrete/Asphalt/Rubble	Y		Alternative and Ongoing		All sectors
Additions to Program Notes: Continued to distribute Contra Costa County Reuse and Recycling Guide throughout the CCCSWA. The guide was sent to all member agencies, contractors, and anyone who requested it. It was also available at various special events.						
4090-SP-RND	Rendering	N		Alternative and Ongoing		Commercial
Additions to Program Notes: Restaurants continued to use Darling International, Modesto Tallow Company, and Salinas Tallow Company for collection and diversion of cooking oil.						
5000-ED-ELC	Electronic (radio ,TV, web, hotlines)	Y		Selected and Ongoing		All sectors
Additions to Program Notes: Maintained and updated agency website with battery collection, e-waste recycling information, and reuse programs. The Diversions newsletter and the articles written for Rossmoor News, Walnut Creek Journal, Danville Times, Lamorinda Sun edition of the Contra Costa Times, and Walnut Creek Magazine were posted on their website as well.						
5010-ED-PRN	Print (brochures, flyers, guides, news articles)	Y		Selected and Ongoing		All sectors

CalRecycle Electronic Model Annual Report Summary

C - 1 Existing SRRE and HHWE Programs

Program Code	Program Name	Owned and Op	Program Tons	Status	Reason(s)	Target Sector
Additions to Program Notes: Regular monthly columns were published in Rossmoor News, Walnut Creek Journal, Danville Times, Lamorinda Sun edition of the Contra Costa Times, and Walnut Creek Magazine regarding waste reduction and recycling. Continued to distribute "Diversions" residential newsletter to all single family homes. In 2006, additional information on universal waste and food scrap recycling was included in the news articles.						
5020-ED-OUT	Outreach (tech assistance, presentations, awards, fairs, field trips)	Y		Selected and Ongoing		All sectors
Additions to Program Notes: The CCCSWA participated in the John Muir Earthday event and two Contra Costa home and garden shows.						
5030-ED-SCH	Schools (education and curriculum)	Y		Alternative and Ongoing		School
Additions to Program Notes: The following programs were offered to all 45 public schools in the CCCSWA service areas in 2006: *Wastebuster certification and re-certification program *Assemblies – ZunZun, Earthcapades, Earth Team *Workshops – Junkology, Composting, Paper making, Vermi-composting *Waste Audits *Presentations – Lunchtime, 4R's *Technical Assistance *Newsletter *Website. As new programs became available for recycling at schools, ongoing discussions, meetings and correspondence with custodians, principals, teachers and district facilities were conducted to present recommendations for implementing service and improving diversion. New services were incorporated as appropriate into the Wastebuster certification and re-certification program.						
6010-PI-EIN	Economic Incentives	Y		Selected and Ongoing		All sectors
Additions to Program Notes: Continued use of progressive rate structure, discounted garbage rate for certified home composters, subsidized home composting bins and electric mulching mowers, and subsidized shredder/chipper program.						
6020-PI-ORD	Ordinances	Y		Selected and Ongoing		All sectors
Additions to Program Notes: While the City does not yet have a formal Environmentally Preferable Purchasing policy in place, City departments actively participate in this program in informal ways.						
7000-FR-MRF	MRF	Y		Selected and Ongoing		All sectors
Additions to Program Notes: Materials continued to be taken to Pacific Rim and Davis Street Transfer Station for processing.						
7010-FR-LAN	Landfill	N	212	Alternative and Ongoing		All sectors
Additions to Program Notes: The City continues to use Keller Canyon Landfill. All diversion programs associated with the landfill occur at the Martinez Transfer Station.						
7020-FR-TST	Transfer Station	N	1378	Selected and Ongoing		All sectors
Additions to Program Notes: Orinda takes their materials to the Martinez Transfer Station. In 2006 that facility began accepting wallboard, clean wood, asphalt, concrete, soil, metals, and cardboard, all of which were diverted when possible.						

CalRecycle Electronic Model Annual Report Summary

C - 1 Existing SRRE and HHWE Programs

Program Code	Program Name	Owned and Op	Program Tons	Status	Reason(s)	Target Sector
7030-FR-CMF	Composting Facility	N		Selected and Ongoing		All sectors
Additions to Program Notes: No local compost facilities are available. The CCCSWA encourages the CIWMB and ARB to support and permit such facilities.						
7040-FR-ADC	Alternative Daily Cover	N	1249	Alternative and Ongoing		All sectors
Additions to Program Notes: Continued to use greenwaste, wood, and inert C&D materials as ADC at local landfill.						
8010-TR-BIO	Biomass	N		Selected and Ongoing		
Additions to Program Notes: C&D materials collected by Waste Management are separated at Davis Street Transfer Station and processed at their C&D MRF. Wood waste resulting from this processing is delivered to the Tracy Biomass Plant.						
9000-HH-PMF	Permanent Facility	N		Selected and Ongoing		All sectors
Additions to Program Notes: Continued to refer customers to Central Contra Costa Sanitary District HHW facility for disposal of hazardous materials. Walnut Creek Recycling Center also collected used motor oil and antifreeze. Both facilities continued to accept the same materials in 2006.						
9010-HH-MPC	Mobile or Periodic Collection	Y		Selected and Ongoing		All sectors
Additions to Program Notes: One e-waste event was held in 2006. These materials are taken to the Direct Computer Disposal in Hayward for processing.						
9020-HH-CSC	Curbside Collection	N		Alternative and Ongoing		Residential
Additions to Program Notes: Weekly curbside collection of oil continued to be offered to residents in 2006. Continued reuse and cleanup days including collection of electronic waste.						
9030-HH-WSE	Waste Exchange	N		Alternative and Ongoing		Residential, Commercial
Additions to Program Notes: Central Contra Costa Sanitary District's permanent facility continued to provide waste exchange opportunities year round. All household hazardous wastes are accepted excluding e-waste.						
9040-HH-EDP	Education Programs	Y		Selected and Ongoing		All sectors
Additions to Program Notes: The City's primary target audience for these programs in 2006 were residents, primarily due to implementation of new waste rules.						
9045-HH-EWA	Electronic Waste	N		Alternative and Ongoing		
Additions to Program Notes: E-waste was collected curbside as part of the annual reuse collection program. The only e-waste items that were not accepted were microwaves. These materials are taken to the Direct Computer Disposal in Hayward for processing.						

CalRecycle Electronic Model Annual Report Summary

C - 1 Existing SRRE and HHWE Programs

Program Code	Program Name	Owned and Op	Program Tons	Status	Reason(s)	Target Sector
9050-HH-OTH	Other HHW	Y		Selected and Ongoing		Residential

Additions to Program Notes: The CCCSWA began working with the California Product Stewardship Council to promote Extended Producer Responsibility of HHW and Universal Waste.

Section F

F1 - Areas of concern:

F2 - Conditional approvals:

Section H

Additional Information

The City of Orinda's diversion rate has slipped from 55% in 2002 to a calculated 45% in 2006. This erosion of the diversion rate seems to be largely attributable to a 197% increase in self-haul waste from 2,507 tons in 2002 to 7,459 tons in 2006. Orinda, like much of the Bay Area, experienced a considerable boom in construction activity during that period. While the City has implemented a C&D Ordinance and the CCCSWA has made considerable outreach efforts towards the building community to improve recycling of materials, there is a lack of infrastructure (particularly local mixed C&D MRFs) to deal with the increase. The CCCSWA is working with the Martinez Transfer Station, Vasco Road Landfill, Davis Street Transfer Station, and Zanker Road C&D MRF to identify effective methods for reducing this waste stream. Additionally, the CCCSWA is working with the City towards improving permit counter education and outreach to the building community. The programs offered by the City and the CCCSWA to provide reduction, reuse, and recycling opportunities are generally consistent with or exceeding those in other communities that are achieving diversion rates in the high 50s to mid 60s. The City and the CCCSWA feel strongly that this erosion of Orinda's diversion rate does not represent a lack of programs but is a result of poor infrastructure and an economic and building boom which seems to be subsiding as of the writing of this report. Added to this is an origin reporting system which allows for surveys of the origin of materials on an irregular basis which may tend to inappropriately skew the annual percentage of waste being delivered from a specific jurisdiction over large periods of time. We hope that the Board would review our report on the merits of the programs in place and grant a good faith effort for the work being done in Orinda.

Annual Report Summary: Orinda (2007)

This Annual Report Summary is an official record of your CalRecycle Electronic Annual Report submission, except for your Venue/Event section information, which is contained in a separate report. You may reach that section from the Electronic Annual Report's left navigation bar.

Before submitting your report to CalRecycle, please take the time to review everything on this page to confirm it is complete and correct. If you need to modify some information, close this window to return to the Electronic Annual Report to make your corrections. Then, preview the report again.

Summary Generated On: Tuesday, February 04, 2014 at 11:06 AM

Summary Jurisdiction: Orinda Report Year 2007 Filed: Report Status: Supervisor Reviewed	Jurisdiction Contact Jurisdiction Bart Carr Contact: Address: 1850 Mt Diablo Blvd Ste 320 Walnut Creek, CA 94596 Phone (925) 906-1801 Number: Fax Number: Email bart@wastediversion.org Address: Update http://www.calrecycle.ca.gov/LGCentral/Contacts/ContactChg.htm Contact Info:
Submitted Information Date Monday, March 16, 2009 Report at 2:42 PM Submitted: Report PAUL MORSEN Submitted (paul@wastediversion.org) By:	

Disposal Rate Calculation	
Definition of Terms	
Reporting-Year Disposal Amount (tons) – defaults to the total tonnage disposed in the Reporting-Year by a jurisdiction as reported to the Disposal Reporting System (DRS). Disposal contains all jurisdiction waste that was disposed in CA landfills, transformation facilities, and exported out-of-state. Any changes will require you submit a Reporting Year Disposal Modification Certification Sheet (PDF) . See User's Guide or contact LAMD representative if uncertain. Disposal Reduction Credits – the EAR calculator will subtract these credits from your requested total in the Reporting-Year Disposal Amount field. Requesting credits will require you submit a Reporting Year Disposal Modification Certification Sheet (PDF) . Descriptions of these credits can be found on that sheet. See EAR User's Guide or contact LAMD representative if uncertain. Reporting-Year Transformation Waste (tons) – defaults to the total tonnage of waste sent in the Reporting-Year by a jurisdiction to a CalRecycle-permitted transformation facility as reported to the Disposal Reporting System (DRS). Transformation is factored into the Per Capita rate only, and is not deductible. To eliminate the Per Capita credit for transformation tonnage, change the <i>Reporting-Year Transformation Waste (tons)</i> number to 0.00. Reporting-Year Population – January 1st estimate of the number of inhabitants occupying a jurisdiction in the Reporting-Year as prepared by the California Department of Finance (DOF) Reporting-Year Employment – the estimate of the annual average number of employees by jurisdiction in the Reporting-Year as prepared by the California Employment Development Department (EDD) Additional Definitions – for additional definitions and/or acronym descriptions, see the LGCentral Glossary .	
Reporting-Year Disposal Amount (tons):	12,968.18
Disposal Reduction Credits (Reported):	
Disaster Waste (tons):	0.00
Medical Waste (tons):	0.00
Regional Diversion Facility Residual Waste (tons):	0.00
C&D Waste (tons):	0.00
Class II Waste (tons):	0.00
Out-of-State Export (Diverted) (tons):	0.00
Other Disposal Amount (tons):	0.00
Total Disposal Reduction Credit Amount (tons):	0

Total Adjusted Reporting-Year Disposal Amount (tons):	12,968.00
Reporting-Year Transformation Waste (tons):	00.00
Reporting-Year Population:	17,434
Reporting-Year Employment:	3,537

Reporting-Year Calculation Results (Per Capita)

	Population		Employment	
	Target	Annual	Target	Annual
Disposal Rate without Transformation(pounds/person/day):		4.1		20.1
Transformation Rate (pounds/person/day):	0.8	0.0	4.4	0.0
The Calculated Disposal Rate (pounds/person/day):	4.1	4.1	21.8	20.1

Calculation Factors

If any boxes are checked, please complete, and sign the [Reporting Year Disposal Modification Certification Sheet](#) and mail, e-mail or FAX to CalRecycle within 7 business days of submitting your report. If you are only claiming report-year disposal deductions for waste transported to a certified Transformation facility, you do not need to fill out the certification request.

Although you will be able to submit your electronic Annual Report without completing this sheet, your Annual Report will not be deemed complete until this sheet is completed and received by CalRecycle. Contact your [LAMD representative](#) for details.

- ☐ Alternative disposal tonnage
- ☐ Deductions to DRS disposal tonnage

Questions and Responses

Rural Petition for Reduction in Requirements

Rural Petition For Reduction

- 1. Question:** Was your jurisdiction granted a rural Petition for Reduction by the CIWMB?
For more information regarding Rural Petition For Reduction, go to [Rural Solid Waste Diversion Home Page](#).

Response

No.

Disposal Rate Accuracy

Disposal Rate Accuracy

- 1. Question:** Are there extenuating circumstances pertaining to your jurisdiction's disposal rate that the Board should consider, as authorized by the [Public Resources Code Section 41821\(c\)](#)? If you wish to attach additional information to your annual report, please send those items or electronic files to your LAMD representative; include a brief description of those files below. If so, please use the space below to tell the Board.

Response

No.

Planning Documents Assessment

Source Reduction and Recycling Element (SRRE)

1. Question: Does the SRRE need to be revised?

Response

No.

Household Hazardous Waste Element (HHWE)

2. Question: Does the HHWE need to be revised?

Response

No.

Non-Disposal Facility Element (NDFE)

3. Question: Describe below any changes in the use of nondisposal facilities, both existing and planned (e.g., is the jurisdiction using a different facility within or outside of the jurisdiction, has a facility closed, is a new one being planned).

Response

No response has been entered

Non-Disposal Facility Element (NDFE)

4. Question: Are there currently any nondisposal facilities that require a solid waste facility permit located (or planned to be sited) in your jurisdiction that are not identified in your NDFE?

Response

No.

Areas of Concern / Conditional Approvals

Areas of concern

1. Question: Did the Board require your jurisdiction to address any areas of concern when determining the adequacy of your solid waste planning documents, or any of their elements?

Response

No.

Conditional approvals

2. Question: Did the Board give conditional approval to any of your solid waste planning documents, or any of their elements?

Response

No.

Additional Information

Additional Information

1. Question: Is there anything else you would like to tell the CIWMB about unique or innovative efforts by your jurisdiction to reduce waste generation and increase diversion, about your jurisdiction's public education efforts, or about specific obstacles to reaching your jurisdiction's diversion goal? If you wish to attach additional information to your annual report, please send those items or electronic files to your LAMD representative and include a brief description of those files below.

Response

Yes. 1. The City of Orinda is a member of the Central Contra Costa Solid Waste Authority (CCCSWA) a Joint Powers Authority (JPA). As a CCCSWA member, the City of Orinda benefits from a variety of waste reduction and recycling programs and activities that are implemented and managed regionally by CCCSWA and city staff. These programs and activities are documented in this report. Recognizing the regional application of programs, the CCCSWA is currently pursuing regional agency status with the CIWMB. 2. In October, 2007, the City of Orinda joined with the Cities of Lafayette and Moraga, and the Central Contra Costa Solid Waste Authority to initiate weekly residential food waste collection. Residents of the three cities are encouraged to come along a wide variety of food waste items with yard waste in their yard waste carts for

curbside collection. This material is collected by the CCCSWA franchised recycling service and taken to the Newby Island Landfill and Compost Facility for composting.

SRRE and HHWE Diversion Programs

1000-SR-XGC (Xeriscaping/Grasscycling)

Current Status: AO - Alternative and Ongoing	Program Start Year: 1998	Existed before 1990: No
	Report Year Diversion Tons: 76.20	Selected in SRRE: No
		Owned or Operated: Yes

Jurisdiction Notes

Orinda continues ongoing grasscycling in public parks and civic areas. Orinda promotes grasscycling through instruction in compost workshops and informational handouts at special events and the farmer market.

1010-SR-BCM (Backyard and On-Site Composting/Mulching)

Current Status: SO - Selected and Ongoing	Program Start Year: 1993	Existed before 1990: No
	Report Year Diversion Tons: 191.00	Selected in SRRE: Yes
		Owned or Operated: Yes

Jurisdiction Notes

The compost bin subsidy for single family residences continued in 2007. A total of 48 compost bins were purchased at a discount by Orinda residents. The \$1.50 garbage rate reduction continued. There were 43 rate reductions in Orinda.

1020-SR-BWR (Business Waste Reduction Program)

Current Status: SO - Selected and Ongoing	Program Start Year: 1990	Existed before 1990: Yes
	Report Year Diversion Tons: 0.00	Selected in SRRE: Yes
		Owned or Operated: Yes

Jurisdiction Notes

Orinda continues to support the Bay Area Green Business Program and its waste reduction efforts.

1030-SR-PMT (Procurement)

Current Status: SO - Selected and Ongoing	Program Start Year: 1990	Existed before 1990: Yes
	Report Year Diversion Tons: 0.00	Selected in SRRE: Yes
		Owned or Operated: Yes

Jurisdiction Notes

2007: The new City Hall in Orinda is comprised of greater than 5% recycled materials: denim insulation; recycled carpet tiles; cork flooring; wheat and sunflower board for desks; acoustic ceiling panels; aluminum acoustic ceiling panels, etc.

1040-SR-SCH (School Source Reduction Programs)

Current Status: AO - Alternative and Ongoing Program Start Year: 2000 Existed before 1990: No
Report Year Diversion Tons: 0.00 Selected in SRRE: No
Owned or Operated: Yes

Jurisdiction Notes

CCCSWA continued to work actively with the schools to promote source reduction in Orinda schools through its Wastebusters program. Additionally, the CCCSWA offered subsidized reusable lunch boxes for students in 2007.

1050-SR-GOV (Government Source Reduction Programs)

Current Status: SO - Selected and Ongoing Program Start Year: 1991 Existed before 1990: No
Report Year Diversion Tons: 0.00 Selected in SRRE: Yes
Owned or Operated: Yes

Jurisdiction Notes

The City of Orinda continued its waste reduction promotion with the City Hall Green Building LEED certification process.

1060-SR-MTE (Material Exchange, Thrift Shops)

Current Status: SO - Selected and Ongoing Program Start Year: 1990 Existed before 1990: Yes
Report Year Diversion Tons: 27.10 Selected in SRRE: Yes
Owned or Operated: Yes

Jurisdiction Notes

CCCSWA continues to have residential collection of household reusable materials, and both businesses and residents can utilize CoCo Max Materials Exchange.

2000-RC-CRB (Residential Curbside)

Current Status: SO - Selected and Ongoing Program Start Year: 1989 Existed before 1990: Yes
Report Year Diversion Tons: 3442.00 Selected in SRRE: Yes
Owned or Operated: Yes

Jurisdiction Notes

Residents, both single family and multi family continue to utilize the curbside single stream recycling program in 2007. No new materials have been added.

2010-RC-DRP (Residential Drop-Off)

Current Status: SO - Selected and Ongoing Program Start Year: 1991 Existed before 1990: No
Report Year Diversion Tons: 14.60 Selected in SRRE: Yes
Owned or Operated: Yes

Jurisdiction Notes

Orinda is still able to utilize the Walnut Creek Recycling Center for paper, cardboard, CRV materials, books, used oil, glass, metals and green waste.

2020-RC-BYB (Residential Buy-Back)

Current Status: SO - Selected and Ongoing

Program Start Year: 1990

Existed before 1990: Yes

Report Year Diversion Tons: 0.00

Selected in SRRE: Yes

Owned or Operated: Yes

Jurisdiction Notes

Orinda continues to be able to utilize the Walnut Creek Recycling Center for buyback. Additionally, Lafayette Safeway has a 20/20 center.

2030-RC-OSP (Commercial On-Site Pickup)

Current Status: SO - Selected and Ongoing

Program Start Year: 1991

Existed before 1990: Yes

Report Year Diversion Tons:
657.00

Selected in SRRE: Yes

Owned or Operated: Yes

Jurisdiction Notes

The CCCSWA continues its permitted commercial recycling haulers program. Approximately 657 tons of recycled materials were collected from commercial entities in Orinda in 2007. Included in these tons are tons collected as part of the CCCSWA Small Business Program.

2040-RC-SFH (Commercial Self-Haul)

Current Status: SO - Selected and Ongoing

Program Start Year: 1990

Existed before 1990: Yes

Report Year Diversion Tons:
1144.00

Selected in SRRE: Yes

Owned or Operated: Yes

Jurisdiction Notes

Ads continue to be placed in the local phone directories to encourage contractors to contact the CCCSWA for recycling options for construction and demolition debris.

2050-RC-SCH (School Recycling Programs)

Current Status: SO - Selected and Ongoing

Program Start Year: 1990

Existed before 1990: Yes

Report Year Diversion Tons:
111.00

Selected in SRRE: Yes

Owned or Operated: Yes

Jurisdiction Notes

The CCCSWA continues its diligent effort to educate students and faculty of Orinda schools and the Orinda Union School District. 2007: Working with the CCCSWA, Orinda continued school outreach and assistance by offering Junkology Creative Reuse workshops to schools, continued Earth Team school video program. Continued to promote mixed paper, can and bottle recycling, and green waste collection to all schools.

2060-RC-GOV (Government Recycling Programs)

Current Status: AO - Alternative and Ongoing

Program Start Year: 1991

Existed before 1990: No

Report Year Diversion Tons: 0.00

Selected in SRRE: No

Owned or Operated: Yes

Jurisdiction Notes

The City Orinda continues to recycle paper, cardboard, containers, scrap metal, landscaping waste, motor oil, computers and batteries at the administrative offices, and recreation center.

2070-RC-SNL (Special Collection Seasonal (regular))

Current Status: SO - Selected and Ongoing

Program Start Year: 1992
Report Year Diversion Tons:
178.40

Existed before 1990: Yes
Selected in SRRE: Yes
Owned or Operated: Yes

Jurisdiction Notes

2007: The reuse collection program offers the opportunity for residents to set out materials for a reuse collector. These materials are donated to charitable organizations for resale and reuse. In 2007, the materials accepted included: clothing, household goods, bicycles, electronics, small furnishing items, and sporting goods. Additionally, Christmas trees are collected curbside and utilized as organic material.

3000-CM-RCG (Residential Curbside Greenwaste Collection)

Current Status: SO - Selected and Ongoing

Program Start Year: 1996
Report Year Diversion Tons:
5276.30

Existed before 1990: No
Selected in SRRE: Yes
Owned or Operated: Yes

Jurisdiction Notes

Orinda continues to have residential greenwaste collection weekly. This collection now also includes food scraps.

3010-CM-RSG (Residential Self-haul Greenwaste)

Current Status: SO - Selected and Ongoing

Program Start Year: 1996
Report Year Diversion Tons: 0.00

Existed before 1990: No
Selected in SRRE: Yes
Owned or Operated: Yes

Jurisdiction Notes

In 2007, Orinda residents and businesses were still eligible to drop off green waste at the Walnut Creek Recycling Center.

3020-CM-COG (Commercial On-Site Greenwaste Pick-up)

Current Status: AO - Alternative and Ongoing

Program Start Year: 1998
Report Year Diversion Tons: 0.00

Existed before 1990: No
Selected in SRRE: No
Owned or Operated: Yes

Jurisdiction Notes

2007: Through the CCCSWA managed franchises and permittee hauler system, businesses and government continue to receive green waste collection service upon request.

3030-CM-CSG (Commercial Self-Haul Greenwaste)

Current Status: SO - Selected and Ongoing

Program Start Year: 1996
Report Year Diversion Tons: 5.82Existed before 1990: No
Selected in SRRE: Yes
Owned or Operated: Yes**Jurisdiction Notes**

Green waste from landscapers continued to be dropped off at the Walnut Creek Recycling Center.

3040-CM-FWC (Food Waste Composting)

Current Status: AO - Alternative and Ongoing

Program Start Year: 1999
Report Year Diversion Tons: 0.00Existed before 1990: No
Selected in SRRE: No
Owned or Operated: No**Jurisdiction Notes**

Residential food waste collection where food scraps are mixed with yard waste for composting started in Orinda in October, 2007.

3050-CM-SCH (School Composting Programs)

Current Status: AO - Alternative and Ongoing

Program Start Year: 2001
Report Year Diversion Tons: 0.00Existed before 1990: No
Selected in SRRE: No
Owned or Operated: Yes**Jurisdiction Notes**

In 2007, Wagner Ranch Elementary in Orinda composted their lunch waste and greenwaste.

3060-CM-GOV (Government Composting Programs)

Current Status: AO - Alternative and Ongoing

Program Start Year: 1998
Report Year Diversion Tons: 0.00Existed before 1990: No
Selected in SRRE: No
Owned or Operated: Yes**Jurisdiction Notes**

2007: Orinda City government does not conduct formal composting of greenwaste generated within public areas.

4020-SP-TRS (Tires)

Current Status: SO - Selected and Ongoing

Program Start Year: 1996
Report Year Diversion Tons:
168.73Existed before 1990: No
Selected in SRRE: Yes
Owned or Operated: Yes**Jurisdiction Notes**

Local tire shops continue to accept used tires. Lakin Tire is the primary hauler permitted to collect and process tires in this area.

4030-SP-WHG (White Goods)

Current Status: SO - Selected and Ongoing	Program Start Year: 1990 Report Year Diversion Tons: 0.00	Existed before 1990: Yes Selected in SRRE: Yes Owned or Operated: Yes
---	--	---

Jurisdiction Notes

Distribution of the Contra Costa County Reuse and Recycling Guide, which lists white goods recyclers, continued in 2007.

4040-SP-SCM (Scrap Metal)

Current Status: AO - Alternative and Ongoing	Program Start Year: 1995 Report Year Diversion Tons: 18.60	Existed before 1990: No Selected in SRRE: No Owned or Operated: Yes
--	---	---

Jurisdiction Notes

In 2007, the Walnut Creek Recycling Center still accepted ferrous and non-ferrous metals for recycling. Additionally, Distribution of the Contra Costa County Reuse and Recycling Guide, which lists scrap metal recyclers, continued in 2007. Scrap metal was also sourced out of non-reuseable materials through the Cleanup and Reuse Days Program.

4050-SP-WDW (Wood Waste)

Current Status: SO - Selected and Ongoing	Program Start Year: 1991 Report Year Diversion Tons: 0.00	Existed before 1990: Yes Selected in SRRE: Yes Owned or Operated: Yes
---	--	---

Jurisdiction Notes

2007: Wood waste is recovered from C&D loads received at the Martinez Transfer facility via self haul or debris box and from materials brought to the Walnut Creek Recycling center by contractors. Untreated wood waste is used as fuel biomass at a regional cogeneration facility. Treated wood is used as ADC at Keller Canyon Landfill.

4060-SP-CAR (Concrete/Asphalt/Rubble)

Current Status: AO - Alternative and Ongoing	Program Start Year: 1996 Report Year Diversion Tons: 0.00	Existed before 1990: No Selected in SRRE: No Owned or Operated: Yes
--	--	---

Jurisdiction Notes

Greater than 75% of construction debris was recycled during the building of the new City Hall offices in 2006/07. In 2007, information about concrete and asphalt continued to be distributed through: The Contra Costa Builders' Guide, The Contra Costa County Reuse and Recycling Guide, and an advertisement in the local Yellow Pages.

4090-SP-RND (Rendering)

Current Status: AO - Alternative and Ongoing	Program Start Year: 1998 Report Year Diversion Tons: 0.00	Existed before 1990: No Selected in SRRE: No Owned or Operated: No
--	--	--

Jurisdiction Notes

2007: Restaurants continued to use local tallow companies for collection and diversion of fats, oils, and other byproducts of food preparation.

5000-ED-ELC (Electronic (radio ,TV, web, hotlines))

Current Status: SO - Selected and Ongoing	Program Start Year: 1990	Existed before 1990: Yes
	Report Year Diversion Tons: 0.00	Selected in SRRE: Yes
		Owned or Operated: Yes

Jurisdiction Notes

Maintained and updated agency website with battery collection, ewaste, reuse, and general recycling information. Additionally, CCCSWA residents have access to the Contra Costa County Recycling Telephone Hotline.

5010-ED-PRN (Print (brochures, flyers, guides, news articles))

Current Status: SO - Selected and Ongoing	Program Start Year: 1989	Existed before 1990: Yes
	Report Year Diversion Tons: 0.00	Selected in SRRE: Yes
		Owned or Operated: Yes

Jurisdiction Notes

Regular monthly columns with waste reduction and recycling tips and information were published in: Lamorinda Sun and Walnut Creek Magazine. Diversions Newsletters were sent out four times per year to all single family residents.

5020-ED-OUT (Outreach (tech assistance, presentations, awards, fairs, field trips))

Current Status: SO - Selected and Ongoing	Program Start Year: 1991	Existed before 1990: No
	Report Year Diversion Tons: 0.00	Selected in SRRE: Yes
		Owned or Operated: Yes

Jurisdiction Notes

In 2007, the CCCSWA participated in: John Muir Earth Day, Lafayette Earth Day, Orinda Ewaste Recycling Event, Orinda 4th of July Celebration, multiple school award presentations. Additionally, staff fielded numerous requests for technical help, both from residents and businesses.

5030-ED-SCH (Schools (education and curriculum))

Current Status: AO - Alternative and Ongoing	Program Start Year: 1996	Existed before 1990: No
	Report Year Diversion Tons: 0.00	Selected in SRRE: No
		Owned or Operated: Yes

Jurisdiction Notes

The CCCSWA continues to have a premier schools waste reduction and recycling outreach program. The Wastebusters Awards Program continued in 2007 with Orinda Intermediate School becoming a Wastebusters school. Orinda schools also had opportunities for individual ongoing outreach and waste reduction assemblies to each of the schools in Orinda.

6010-PI-EIN (Economic Incentives)

Current Status: SO - Selected and Ongoing

Program Start Year: 1992
Report Year Diversion Tons: 0.00Existed before 1990: No
Selected in SRRE: Yes
Owned or Operated: Yes**Jurisdiction Notes**

In 2007 there was continued use of progressive rate structure, discounted garbage rates for certified home composters, subsidized home composting bins, mulching mowers, and free indoor recycling containers for schools.

6020-PI-ORD (Ordinances)

Current Status: SO - Selected and Ongoing

Program Start Year: 1995
Report Year Diversion Tons: 0.00Existed before 1990: No
Selected in SRRE: Yes
Owned or Operated: Yes**Jurisdiction Notes**

2007: Environmental Purchasing Policy (EPP) – A “model” EPP has been developed by the CCCSWA and City of Walnut Creek. This model is under final review by senior management at the City of Walnut Creek and policy adoption is anticipated by May 2009. The W.C. model EPP has also been shared with City of Orinda staff and is currently under review for adoption later in 2009. A copy of this model policy is available for CIWMB staff review. C&D Ordinance Revisions – CCCSWA and member city staff members reviewed existing C&D Ordinances. Review revealed inconsistencies between cities on thresholds that trigger ordinance compliance, deposit requirements, and how penalties are levied. Furthermore, staff review revealed weaknesses in how contractors are required to report diverted weight on their project Waste management Plans. Based on these findings, the C&D ordinance working group has developed revisions for existing ordinances that remove the inconsistencies and replace them with new threshold, deposit, and penalty requirements that will make all CCCSWA member city C&D ordinances more uniform, and easier to administer. Furthermore, CCCSWA member cities will join a regional movement in the Bay Area to certify C&D processing facilities for their ability to recover recyclable C&D waste and require contractors to use these facilities. These changes have been sent to the City of Orinda staff for review and revision of their existing ordinance. A copy of proposed changes for the C&D Ordinances is available for CIWMB staff review.

7000-FR-MRF (MRF)

Current Status: SO - Selected and Ongoing

Program Start Year: 1993
Report Year Diversion Tons: 0.00Existed before 1990: No
Selected in SRRE: Yes
Owned or Operated: Yes**Jurisdiction Notes**

Materials continue to be taken to Davis Street Transfer Station for processing.

7010-FR-LAN (Landfill)

Current Status: AO - Alternative and Ongoing

Program Start Year: 1991
Report Year Diversion Tons: 0.00Existed before 1990: No
Selected in SRRE: No
Owned or Operated: No**Jurisdiction Notes**

Orinda continues to utilize Keller Canyon Landfill.

7020-FR-TST (Transfer Station)

Current Status: SO - Selected and Ongoing	Program Start Year: 1991 Report Year Diversion Tons: 0.00	Existed before 1990: No Selected in SRRE: Yes Owned or Operated: No
---	--	---

Jurisdiction Notes

Orinda materials are transported to the Martinez Transfer Facility in Martinez.

7030-FR-CMF (Composting Facility)

Current Status: SO - Selected and Ongoing	Program Start Year: 1993 Report Year Diversion Tons: 5277.90	Existed before 1990: No Selected in SRRE: Yes Owned or Operated: No
---	---	---

Jurisdiction Notes

Per our franchise agreement, materials for composting continue to go to Newby Island compost facility in Milpitas.

7040-FR-ADC (Alternative Daily Cover)

Current Status: AO - Alternative and Ongoing	Program Start Year: 1998 Report Year Diversion Tons: 832.10	Existed before 1990: No Selected in SRRE: No Owned or Operated: No
--	--	--

Jurisdiction Notes

2007: Continued use of greenwaste, wood, and inert C&D materials as alternative daily cover at local landfill.

8010-TR-BIO (Biomass)

Current Status: SO - Selected and Ongoing	Program Start Year: 1990 Report Year Diversion Tons: 0.00	Existed before 1990: Yes Selected in SRRE: Yes Owned or Operated: No
---	--	--

Jurisdiction Notes

2007: C&D materials collected by Waste Management are separated at Davis Street Transfer Station and processed at their C&D MRF. Wood waste resulting from this processing is delivered to the Tracy Biomass Plant.

9000-HH-PMF (Permanent Facility)

Current Status: SO - Selected and Ongoing	Program Start Year: 1990 Report Year Diversion Tons: 0.00	Existed before 1990: Yes Selected in SRRE: Yes Owned or Operated: No
---	--	--

Jurisdiction Notes

In 2007, Orinda residents continued use of the Central Contra Costa Household Hazardous Waste Facility in Martinez. The Walnut Creek Recycling Center also accepts used motor oil and antifreeze.

9010-HH-MPC (Mobile or Periodic Collection)

Current Status: SO - Selected and Ongoing	Program Start Year: 1985 Report Year Diversion Tons: 0.00	Existed before 1990: Yes Selected in SRRE: Yes Owned or Operated: Yes
---	--	---

Jurisdiction Notes

No mobile or periodic collection events were sponsored by Orinda in 2007.

9020-HH-CSC (Curbside Collection)

Current Status: AO - Alternative and Ongoing	Program Start Year: 1996 Report Year Diversion Tons: 0.00	Existed before 1990: No Selected in SRRE: No Owned or Operated: No
--	--	--

Jurisdiction Notes

In 2007, Orinda residents had several opportunities to recycling HHW at the curb: motor oil during weekly recycling collection; electronic waste and household batteries during Reuse and Cleanup Days Program.

9030-HH-WSE (Waste Exchange)

Current Status: AO - Alternative and Ongoing	Program Start Year: 1997 Report Year Diversion Tons: 0.00	Existed before 1990: No Selected in SRRE: No Owned or Operated: No
--	--	--

Jurisdiction Notes

The Central Contra Costa Household Hazardous Waste Facility in Martinez continues to utilize free waste exchanges at its facility.

9040-HH-EDP (Education Programs)

Current Status: SO - Selected and Ongoing	Program Start Year: 1990 Report Year Diversion Tons: 0.00	Existed before 1990: Yes Selected in SRRE: Yes Owned or Operated: Yes
---	--	---

Jurisdiction Notes

The CCCSWA actively participated in educating the public about HHW and universal waste: through our website, newsletter, regular columns and articles, participation in the California Product Stewardship Council, and individual outreach efforts.

9045-HH-EWA (Electronic Waste)

Current Status: AO - Alternative and Ongoing	Program Start Year: 2001 Report Year Diversion Tons: 12.66	Existed before 1990: No Selected in SRRE: No Owned or Operated: No
--	---	--

Jurisdiction Notes

In 2007, ewaste continued to be collected as a part of the Reuse and Cleanup Days program in Orinda. Additionally, residents had the opportunity to utilize free drop off at Pacific Rim Recycling's Benicia facility. Materials are handled by Direct Computer Disposal Company in Hayward.

9050-HH-OTH (Other HHW)

Current Status: SO - Selected and Ongoing

Program Start Year: 1998

Existed before 1990: No

Report Year Diversion Tons: 1.01

Selected in SRRE: Yes

Owned or Operated: Yes

Jurisdiction Notes

In 2007, Orinda residents were able to take their household batteries to two retail locations in Orinda for recycling: Long's, and Rite Aid.

Annual Report Summary: Orinda (2008)

This Annual Report Summary is an official record of your CalRecycle Electronic Annual Report submission, except for your Venue/Event section information, which is contained in a separate report. You may reach that section from the Electronic Annual Report's left navigation bar.

Before submitting your report to CalRecycle, please take the time to review everything on this page to confirm it is complete and correct. If you need to modify some information, close this window to return to the Electronic Annual Report to make your corrections. Then, preview the report again.

Summary Generated On: Tuesday, February 04, 2014 at 11:22 AM

Summary Jurisdiction: Orinda Report Year 2008 Filed: Report Status: Supervisor Reviewed	Jurisdiction Contact Jurisdiction Bart Carr Contact: Address: 1850 Mt Diablo Blvd Ste 320 Walnut Creek, CA 94596 Phone (925) 906-1801 Number: Fax Number: Email bart@wastediversion.org Address: Update http://www.calrecycle.ca.gov/LGCentral/Contacts/ContactChg.htm Contact Info:
Submitted Information Date Friday, July 31, 2009 at Report 10:04 AM Submitted: Report PAUL MORSEN Submitted (paul@wastediversion.org) By:	

Disposal Rate Calculation

Definition of Terms

Reporting-Year Disposal Amount (tons) – defaults to the total tonnage disposed in the Reporting-Year by a jurisdiction as reported to the Disposal Reporting System (DRS). Disposal contains all jurisdiction waste that was disposed in CA landfills, transformation facilities, and exported out-of-state. Any changes will require you submit a [Reporting Year Disposal Modification Certification Sheet \(PDF\)](#). See [User's Guide](#) or contact LAMD representative if uncertain.

Disposal Reduction Credits – the EAR calculator will subtract these credits from your requested total in the Reporting-Year Disposal Amount field. Requesting credits will require you submit a [Reporting Year Disposal Modification Certification Sheet \(PDF\)](#). Descriptions of these credits can be found on that sheet. See [EAR User's Guide](#) or contact LAMD representative if uncertain.

Reporting-Year Transformation Waste (tons) – defaults to the total tonnage of waste sent in the Reporting-Year by a jurisdiction to a CalRecycle-permitted transformation facility as reported to the Disposal Reporting System (DRS). Transformation is factored into the Per Capita rate only, and is not deductible. To eliminate the Per Capita credit for transformation tonnage, change the *Reporting-Year Transformation Waste (tons)* number to 0.00.

Reporting-Year Population – January 1st estimate of the number of inhabitants occupying a jurisdiction in the Reporting-Year as prepared by the California Department of Finance (DOF)

Reporting-Year Employment – the estimate of the annual average number of employees by jurisdiction in the Reporting-Year as prepared by the California Employment Development Department (EDD)

Additional Definitions – for additional definitions and/or acronym descriptions, see the [LGCentral Glossary](#).

Reporting-Year Disposal Amount (tons):	12,501.34
Disposal Reduction Credits (Reported):	
Disaster Waste (tons):	0.00
Medical Waste (tons):	0.00
Regional Diversion Facility Residual Waste (tons):	0.00
C&D Waste (tons):	0.00
Class II Waste (tons):	0.00
Out-of-State Export (Diverted) (tons):	0.00
Other Disposal Amount (tons):	0.00
Total Disposal Reduction Credit Amount (tons):	0

Total Adjusted Reporting-Year Disposal Amount (tons):	12,501.00
Reporting-Year Transformation Waste (tons):	00.00
Reporting-Year Population:	17,529
Reporting-Year Employment:	3,584

Reporting-Year Calculation Results (Per Capita)

	<u>Population</u>		<u>Employment</u>	
	<u>Target</u>	<u>Annual</u>	<u>Target</u>	<u>Annual</u>
Disposal Rate without Transformation(pounds/person/day):	3.9		19.1	
Transformation Rate (pounds/person/day):	0.8	0.0	4.4	0.0
The Calculated Disposal Rate (pounds/person/day):	4.1	3.9	21.8	19.1

Calculation Factors

If any boxes are checked, please complete, and sign the [Reporting Year Disposal Modification Certification Sheet](#) and mail, e-mail or FAX to CalRecycle within 7 business days of submitting your report. If you are only claiming report-year disposal deductions for waste transported to a certified Transformation facility, you do not need to fill out the certification request.

Although you will be able to submit your electronic Annual Report without completing this sheet, your Annual Report will not be deemed complete until this sheet is completed and received by CalRecycle. Contact your [LAMD representative](#) for details.

- ☐ Alternative disposal tonnage
- ☐ Deductions to DRS disposal tonnage

Questions and Responses

Rural Petition for Reduction in Requirements

Rural Petition For Reduction

- 1. Question:** Was your jurisdiction granted a rural Petition for Reduction by the CIWMB?
For more information regarding Rural Petition For Reduction, go to [Rural Solid Waste Diversion Home Page](#).
- Response**
No.

Disposal Rate Accuracy

Disposal Rate Accuracy

- 1. Question:** Are there extenuating circumstances pertaining to your jurisdiction's disposal rate that the Board should consider, as authorized by the [Public Resources Code Section 41821\(c\)](#)? If you wish to attach additional information to your annual report, please send those items or electronic files to your LAMD representative; include a brief description of those files below. If so, please use the space below to tell the Board.
- Response**
No.

Planning Documents Assessment

Source Reduction and Recycling Element (SRRE)

1. Question: Does the SRRE need to be revised?

Response

No.

Household Hazardous Waste Element (HHWE)

2. Question: Does the HHWE need to be revised?

Response

No.

Non-Disposal Facility Element (NDFE)

3. Question: Describe below any changes in the use of nondisposal facilities, both existing and planned (e.g., is the jurisdiction using a different facility within or outside of the jurisdiction, has a facility closed, is a new one being planned).

Response

No response has been entered

Non-Disposal Facility Element (NDFE)

4. Question: Are there currently any nondisposal facilities that require a solid waste facility permit located (or planned to be sited) in your jurisdiction that are not identified in your NDFE?

Response

No.

Areas of Concern / Conditional Approvals

Areas of concern

1. Question: Did the Board require your jurisdiction to address any areas of concern when determining the adequacy of your solid waste planning documents, or any of their elements?

Response

No.

Conditional approvals

2. Question: Did the Board give conditional approval to any of your solid waste planning documents, or any of their elements?

Response

No.

Additional Information

Additional Information

1. Question: Is there anything else you would like to tell the CIWMB about unique or innovative efforts by your jurisdiction to reduce waste generation and increase diversion, about your jurisdiction's public education efforts, or about specific obstacles to reaching your jurisdiction's diversion goal? If you wish to attach additional information to your annual report, please send those items or electronic files to your LAMD representative and include a brief description of those files below.

Response

Yes. In response to the Baord's GFE assessment as part of the 2005-06 Biannual Review, the City of Orinda, working with CCCSWA staff, have accomplished the following: - Development of a Model EPP that will be adopted by the City Manager for implementation in town government operations later in 2009. - Assisting in development of a Model Construction & Demolition (C&D) Ordinance and adopting key elements of the model into Orinda's existing ordinance. - Participation in a regional effort to certify C&D recovery facilities to increase diversion of C&D waste and improve documentation of diversion. - Support of the CCCSWA Commercial Food Waste Pilot Program.

SRRE and HHWE Diversion Programs**1000-SR-XGC (Xeriscaping/Grasscycling)**

Current Status: AO - Alternative and Ongoing	Program Start Year: 1998	Existed before 1990: No
	Report Year Diversion Tons: 69.00	Selected in SRRE: No
		Owned or Operated: Yes

Selected Program Details: Grasscycling

Jurisdiction Notes

Orinda continues ongoing grasscycling in public parks and civic areas. Orinda promotes grasscycling through instruction in compost workshops and informational handouts at special events and the farmer market.

1010-SR-BCM (Backyard and On-Site Composting/Mulching)

Current Status: SO - Selected and Ongoing	Program Start Year: 1993	Existed before 1990: No
	Report Year Diversion Tons: 160.00	Selected in SRRE: Yes
		Owned or Operated: Yes

Jurisdiction Notes

The compost bin subsidy for single family residences continued in 2008. A total of 28 compost bins were purchased at a discount by Orinda residents. The \$1.50 garbage rate reduction continued. There were 173 rate reductions in Orinda.

1020-SR-BWR (Business Waste Reduction Program)

Current Status: SO - Selected and Ongoing	Program Start Year: 1990	Existed before 1990: Yes
	Report Year Diversion Tons: 0.00	Selected in SRRE: Yes
		Owned or Operated: Yes

Jurisdiction Notes

2008: Local retail stores use reusable bins and/or pallets for shipping/receiving inventory from distribution centers. Local groceries donate food to local charities. Local businesses use email to reduce paper waste and make duplex copies when copying. Many local businesses either encourage use or sell reusable metal water bottles or coffee cups to reduce waste.

1030-SR-PMT (Procurement)

Current Status: SO - Selected and Ongoing	Program Start Year: 1990	Existed before 1990: Yes
	Report Year Diversion Tons: 0.00	Selected in SRRE: Yes
		Owned or Operated: Yes

Jurisdiction Notes

1040-SR-SCH (School Source Reduction Programs)

Current Status: AO - Alternative and Ongoing	Program Start Year: 2000	Existed before 1990: No
	Report Year Diversion Tons: 0.00	Selected in SRRE: No
		Owned or Operated: Yes

Jurisdiction Notes

CCCSWA continued to work actively with the schools to promote source reduction in Orinda schools through its Wastebusters program. During 2008 there were 5 Composting in the Classroom presentations in Orinda schools.

1050-SR-GOV (Government Source Reduction Programs)

Current Status: SO - Selected and Ongoing	Program Start Year: 1991	Existed before 1990: No
	Report Year Diversion Tons: 0.00	Selected in SRRE: Yes
		Owned or Operated: Yes

Jurisdiction Notes

2008: Orinda uses city park/facility grasscycling, office duplex copying, emails, reusable cups, plates, and utensils in breakrooms, and concrete and dirt reuse to reduce waste

1060-SR-MTE (Material Exchange, Thrift Shops)

Current Status: SO - Selected and Ongoing	Program Start Year: 1990	Existed before 1990: Yes
	Report Year Diversion Tons: 16.00	Selected in SRRE: Yes
		Owned or Operated: Yes

Jurisdiction Notes

2008: As a CCCSWA member, Orinda is supported by East Bay Depot for Creative Reuse, St. Vincent de Paul, and Pacific Rim Recycling for collection of household reusable items each quarter.

2000-RC-CRB (Residential Curbside)

Current Status: SO - Selected and Ongoing	Program Start Year: 1989	Existed before 1990: Yes
	Report Year Diversion Tons: 8382.00	Selected in SRRE: Yes
		Owned or Operated: Yes

Selected Program Details: Multi-family residences | Single-family residences | Commingled (Single-stream) | Glass | Metal | Miscellaneous paper (includes phone books, catalogs, magazines and other paper) | Newspaper | Office paper (white & colored ledger, computer paper, other office paper) | Plastic 1-2 | Plastic 3-7 | Uncoated corrugated cardboard and paper bags

Jurisdiction Notes

Residents, both single family and multi family continue to utilize the curbside single stream recycling program in 2008. No new materials have been added.

2010-RC-DRP (Residential Drop-Off)

Current Status: SO - Selected and Ongoing	Program Start Year: 1991	Existed before 1990: No
	Report Year Diversion Tons: 14.00	Selected in SRRE: Yes
		Owned or Operated: Yes

Jurisdiction Notes

Orinda is still able to utilize the Walnut Creek Recycling Center for paper, cardboard, CRV materials, books, used oil, glass, metals and green waste.

2020-RC-BYB (Residential Buy-Back)

Current Status: SO - Selected and Ongoing	Program Start Year: 1990	Existed before 1990: Yes
	Report Year Diversion Tons: 0.00	Selected in SRRE: Yes
		Owned or Operated: Yes

Jurisdiction Notes

Orinda continues to be able to utilize the Walnut Creek Recycling Center for buyback. Additionally, Lafayette Safeway has a 20/20 center.

2030-RC-OSP (Commercial On-Site Pickup)

Current Status: SO - Selected and Ongoing	Program Start Year: 1991	Existed before 1990: Yes
	Report Year Diversion Tons: 1401.12	Selected in SRRE: Yes
		Owned or Operated: Yes

Selected Program Details: Commingled (Single-stream) | Source separated | Film Plastic | Glass | Metal | Miscellaneous paper (includes phone books, catalogs, magazines and other paper) | Newspaper | Office paper (white & colored ledger, computer paper, other office paper) | Plastic 1-2 | Plastic 3-7 | Uncoated corrugated cardboard and paper bags

Jurisdiction Notes

The CCCSWA continues its permitted commercial recycling haulers program. Approximately 1401 tons of recycled materials were collected from commercial entities in Orinda in 2008. Included in these tons are tons collected as part of the CCCSWA Small Business Program.

2040-RC-SFH (Commercial Self-Haul)

Current Status: SO - Selected and Ongoing	Program Start Year: 1990	Existed before 1990: Yes
	Report Year Diversion Tons: 1057.00	Selected in SRRE: Yes
		Owned or Operated: Yes

Jurisdiction Notes

Ads continue to be placed in the local phone directories to encourage contractors to contact the CCCSWA for recycling options for construction and demolition debris. Large local retailers usually backhaul cardboard and plastic to their distribution facilities for recycling.

2050-RC-SCH (School Recycling Programs)

Current Status: SO - Selected and Ongoing	Program Start Year: 1990	Existed before 1990: Yes
	Report Year Diversion Tons: 131.00	Selected in SRRE: Yes
		Owned or Operated: Yes

Jurisdiction Notes

The CCCSWA continues to educate students and faculty of Orinda schools and the Orinda Union School District. School outreach and assistance was offered through Junkology Creative Reuse workshops to schools, continued Earth Team school video program and Earthcapades environmental presentations. Continued to promote mixed paper, can and bottle recycling, and green waste collection to all schools.

2060-RC-GOV (Government Recycling Programs)

Current Status: AO - Alternative and Ongoing	Program Start Year: 1991	Existed before 1990: No
	Report Year Diversion Tons: 0.00	Selected in SRRE: No
		Owned or Operated: Yes

Jurisdiction Notes

The City Orinda continues to recycle paper, cardboard, containers, scrap metal, landscaping waste, motor oil, computers and batteries at the administrative offices, and recreation center.

2070-RC-SNL (Special Collection Seasonal (regular))

Current Status: SO - Selected and Ongoing	Program Start Year: 1992	Existed before 1990: Yes
	Report Year Diversion Tons: 90.00	Selected in SRRE: Yes
		Owned or Operated: Yes

Jurisdiction Notes

The reuse collection program offers the opportunity for residents to set out materials for a reuse collector. These materials are donated to charitable organizations for resale and reuse. In 2008, the materials accepted included: clothing, household goods, bicycles, electronics, small furnishing items, and sporting goods. Additionally, Christmas trees are collected curbside and utilized as organic material.

3000-CM-RCG (Residential Curbside Greenwaste Collection)

Current Status: SO - Selected and Ongoing	Program Start Year: 1996	Existed before 1990: No
	Report Year Diversion Tons: 5146.00	Selected in SRRE: Yes
		Owned or Operated: Yes

Selected Program Details: Multi-Family | Single-Family

Jurisdiction Notes

Orinda continues to have residential greenwaste collection weekly. This collection now also includes food scraps.

3010-CM-RSG (Residential Self-haul Greenwaste)

Current Status: SO - Selected and Ongoing	Program Start Year: 1996	Existed before 1990: No
	Report Year Diversion Tons: 17.00	Selected in SRRE: Yes
		Owned or Operated: Yes

Jurisdiction Notes

In 2008 17 tons of materials were recycled by Orinda residents at the Walnut Creek Recycling Center.

3020-CM-COG (Commercial On-Site Greenwaste Pick-up)

Current Status: AO - Alternative and Ongoing	Program Start Year: 1998	Existed before 1990: No
	Report Year Diversion Tons: 0.00	Selected in SRRE: No
		Owned or Operated: Yes

Jurisdiction Notes

2008: Through the CCCSWA permit recycling program, businesses and government continue to receive green waste collection service upon request.

3030-CM-CSG (Commercial Self-Haul Greenwaste)

Current Status: SO - Selected and Ongoing	Program Start Year: 1996	Existed before 1990: No
	Report Year Diversion Tons: 0.00	Selected in SRRE: Yes
		Owned or Operated: Yes

Jurisdiction Notes

2008: Green waste drop off and disposal locations at Walnut Creek Recycling Center, Martinez Transfer and Recovery Facility, Pittsburg Transfer Station, and CCL Organics in Benicia.

3040-CM-FWC (Food Waste Composting)

Current Status: AO - Alternative and Ongoing	Program Start Year: 1999	Existed before 1990: No
	Report Year Diversion Tons: 0.00	Selected in SRRE: No
		Owned or Operated: No

Jurisdiction Notes

Orinda residents are able to place food scraps into their green waste carts for composting.

3050-CM-SCH (School Composting Programs)

Current Status: AO - Alternative and Ongoing	Program Start Year: 2001	Existed before 1990: No
	Report Year Diversion Tons: 0.00	Selected in SRRE: No
		Owned or Operated: Yes

Jurisdiction Notes

2008: Both Wagner Ranch and Del Rey Elementary Schools have on-site composting programs.

3060-CM-GOV (Government Composting Programs)

Current Status: AO - Alternative and Ongoing	Program Start Year: 1998	Existed before 1990: No
	Report Year Diversion Tons: 0.00	Selected in SRRE: No
		Owned or Operated: Yes

Jurisdiction Notes

Orinda City government does not conduct formal composting of greenwaste generated within public areas.

4020-SP-TRS (Tires)

Current Status: SO - Selected and Ongoing	Program Start Year: 1996	Existed before 1990: No
	Report Year Diversion Tons: 3.24	Selected in SRRE: Yes
		Owned or Operated: Yes

Jurisdiction Notes

Local tire shops continue to accept used tires. Lakin Tire is the primary hauler permitted to collect and process tires in this area.

4030-SP-WHG (White Goods)

Current Status: SO - Selected and Ongoing	Program Start Year: 1990	Existed before 1990: Yes
	Report Year Diversion Tons: 0.00	Selected in SRRE: Yes
		Owned or Operated: Yes

Jurisdiction Notes

Distribution of the Contra Costa County Reuse and Recycling Guide, lists white goods recyclers.

4040-SP-SCM (Scrap Metal)

Current Status: AO - Alternative and Ongoing	Program Start Year: 1995	Existed before 1990: No
	Report Year Diversion Tons: 15.41	Selected in SRRE: No
		Owned or Operated: Yes

Jurisdiction Notes

The Walnut Creek Recycling Center still accepts ferrous and non-ferrous metals for recycling. Additionally, Distribution of the Contra Costa County Reuse and Recycling Guide, which lists scrap metal recyclers, continued in 2008. Scrap metal was also sourced out of non-reuseable materials through the Cleanup and Reuse Days Program.

4050-SP-WDW (Wood Waste)

Current Status: SO - Selected and Ongoing	Program Start Year: 1991	Existed before 1990: Yes
	Report Year Diversion Tons: 0.00	Selected in SRRE: Yes
		Owned or Operated: Yes

Jurisdiction Notes

Wood waste is recovered from C&D loads received at the Martinez Transfer facility via self haul or debris box and from materials brought to the Walnut Creek Recycling center by contractors. Untreated wood waste is used as fuel biomass at a regional cogeneration facility. Treated wood is used as ADC at Keller Canyon Landfill.

4060-SP-CAR (Concrete/Asphalt/Rubble)

Current Status: AO - Alternative and Ongoing	Program Start Year: 1996	Existed before 1990: No
	Report Year Diversion Tons: 45.00	Selected in SRRE: No
		Owned or Operated: Yes

Selected Program Details: Asphalt Paving | Brick | Concrete/cement | Gypsum Board/drywall | Mixed C + D

Jurisdiction Notes

Information about concrete and asphalt recycling opportunities continued to be distributed through: The Contra Costa Builders' Guide, The Contra Costa County Reuse and Recycling Guide, and an advertisement in the local Yellow Pages.

4090-SP-RND (Rendering)

Current Status: AO - Alternative and Ongoing	Program Start Year: 1998	Existed before 1990: No
	Report Year Diversion Tons: 0.00	Selected in SRRE: No
		Owned or Operated: No

Jurisdiction Notes

Restaurants continued to use local tallow companies for collection and diversion of fats, oils, and other byproducts of food preparation.

5000-ED-ELC (Electronic (radio ,TV, web, hotlines))

Current Status: SO - Selected and Ongoing	Program Start Year: 1990	Existed before 1990: Yes
	Report Year Diversion Tons: 0.00	Selected in SRRE: Yes
		Owned or Operated: Yes

Jurisdiction Notes

Maintained and updated agency website with battery collection, ewaste, reuse, and general recycling information. Additionally, CCCSWA residents have access to the Contra Costa County Recycling Telephone Hotline.

5010-ED-PRN (Print (brochures, flyers, guides, news articles))

Current Status: SO - Selected and Ongoing	Program Start Year: 1989	Existed before 1990: Yes
	Report Year Diversion Tons: 0.00	Selected in SRRE: Yes
		Owned or Operated: Yes

Jurisdiction Notes

Regular monthly columns with waste reduction and recycling tips and information were published in: Lamorinda Sun and Walnut Creek Magazine. Diversions Newsletters were sent out four times per year to all single family residents. Business recycling brochures were delivered to office buildings in Orinda.

5020-ED-OUT (Outreach (tech assistance, presentations, awards, fairs, field trips))

Current Status: SO - Selected and Ongoing	Program Start Year: 1991	Existed before 1990: No
	Report Year Diversion Tons: 0.00	Selected in SRRE: Yes
		Owned or Operated: Yes

Jurisdiction Notes

CCCSWA staff participated in: John Muir Earth Day, Lafayette Earth Day, multiple school award presentations. Additionally, staff fielded numerous requests for technical help, both from residents and businesses. Staff assisted business to facilitate recycling programs in office buildings.

5030-ED-SCH (Schools (education and curriculum))

Current Status: AO - Alternative and Ongoing	Program Start Year: 1996	Existed before 1990: No
	Report Year Diversion Tons: 0.00	Selected in SRRE: No
		Owned or Operated: Yes

Jurisdiction Notes

The CCCSWA continues to have a premier schools waste reduction and recycling outreach program. The Wastebusters Awards Program continued in 2008. Orinda schools also had opportunities for individual ongoing outreach and waste reduction assemblies to each of the schools in Orinda. Presentation was given at Glorietta Elementary.

6010-PI-EIN (Economic Incentives)

Current Status: SO - Selected and Ongoing	Program Start Year: 1992	Existed before 1990: No
	Report Year Diversion Tons: 0.00	Selected in SRRE: Yes
		Owned or Operated: Yes

Selected Program Details: Discounts | Reward/Contest | Unlimited recycling | Variable can rate/Quantity based user fee | Other material types (describe below)

Jurisdiction Notes

In 2008 there was continued use of progressive rate structure, discounted garbage rates for certified home composters, subsidized home composting bins, mulching mowers, free indoor recycling containers for schools, and Wastebusters awards for schools.

6020-PI-ORD (Ordinances)

Current Status: SO - Selected and Ongoing	Program Start Year: 1995	Existed before 1990: No
	Report Year Diversion Tons: 0.00	Selected in SRRE: Yes
		Owned or Operated: Yes

Selected Program Details: Antiscavenging ordinance | C & D ordinance

Jurisdiction Notes

Environmental Purchasing Policy (EPP) – A "model" EPP has been developed by the CCCSWA and City of Walnut Creek. This model is under final review by senior management at the City of Walnut Creek and policy adoption is anticipated by May 2009. The W.C. model EPP has also been shared with City of Orinda staff and is currently under review for adoption later in 2009. A copy of this model policy is available for CIWMB staff review. C&D Ordinance Revisions – CCCSWA and member city staff members reviewed existing C&D Ordinances. Review revealed inconsistencies between cities on thresholds that trigger ordinance compliance, deposit requirements, and how penalties are levied. Furthermore, staff review revealed weaknesses in how contractors are required to report diverted weight on their project Waste management Plans. Based on these findings, the C&D ordinance working group has developed revisions for existing ordinances that remove the inconsistencies and replace them with new threshold, deposit, and penalty requirements that will make all CCCSWA member city C&D ordinances more uniform, and easier to administer. Furthermore, CCCSWA member cities will join a regional movement in the Bay Area to certify C&D processing facilities for their ability to recover recyclable C&D waste and require contractors to use these facilities. These changes have been sent to the City of Orinda staff for review and revision of their existing ordinance. A copy of proposed changes for the C&D Ordinances is available for CIWMB staff review.

7000-FR-MRF (MRF)

Current Status: SO - Selected and Ongoing	Program Start Year: 1993	Existed before 1990: No
	Report Year Diversion Tons: 0.00	Selected in SRRE: Yes
		Owned or Operated: Yes

Jurisdiction Notes

Materials continue to be taken to Davis Street Transfer Station for processing.

7010-FR-LAN (Landfill)

Current Status: AO - Alternative and Ongoing	Program Start Year: 1991 Report Year Diversion Tons: 133.49	Existed before 1990: No Selected in SRRE: No Owned or Operated: No
--	---	--

Jurisdiction Notes

Orinda continues to utilize Keller Canyon Landfill.

7020-FR-TST (Transfer Station)

Current Status: SO - Selected and Ongoing	Program Start Year: 1991 Report Year Diversion Tons: 1149.00	Existed before 1990: No Selected in SRRE: Yes Owned or Operated: No
---	--	---

Jurisdiction Notes

Orinda materials are transported to the Martinez Transfer Facility in Martinez.

7030-FR-CMF (Composting Facility)

Current Status: SO - Selected and Ongoing	Program Start Year: 1993 Report Year Diversion Tons: 2572.00	Existed before 1990: No Selected in SRRE: Yes Owned or Operated: No
---	--	---

Jurisdiction Notes

Per our franchise agreement, materials for composting continue to go to Newby Island compost facility in Milpitas.

7040-FR-ADC (Alternative Daily Cover)

Current Status: AO - Alternative and Ongoing	Program Start Year: 1998 Report Year Diversion Tons: 248.00	Existed before 1990: No Selected in SRRE: No Owned or Operated: No
--	---	--

Jurisdiction Notes

Continued use of greenwaste, wood, and inert C&D materials as alternative daily cover at local landfill.

8010-TR-BIO (Biomass)

Current Status: SO - Selected and Ongoing	Program Start Year: 1990 Report Year Diversion Tons: 0.00	Existed before 1990: Yes Selected in SRRE: Yes Owned or Operated: No
---	--	--

Jurisdiction Notes

C&D materials collected by Waste Management are separated at Davis Street Transfer Station and processed at their C&D MRF. Wood waste resulting from this processing is delivered to the Tracy Biomass Plant.

9000-HH-PMF (Permanent Facility)

Current Status: SO - Selected and Ongoing	Program Start Year: 1990 Report Year Diversion Tons: 43.63	Existed before 1990: Yes Selected in SRRE: Yes Owned or Operated: No
---	---	--

Jurisdiction Notes

Orinda residents continued use of the Central Contra Costa Household Hazardous Waste Facility in Martinez. The Walnut Creek Recycling Center also accepts used motor oil and antifreeze.

9010-HH-MPC (Mobile or Periodic Collection)

Current Status: SO - Selected and Ongoing	Program Start Year: 1985 Report Year Diversion Tons: 0.00	Existed before 1990: Yes Selected in SRRE: Yes Owned or Operated: Yes
---	--	---

Jurisdiction Notes

No mobile or periodic collection events were sponsored by Orinda in 2008.

9020-HH-CSC (Curbside Collection)

Current Status: AO - Alternative and Ongoing	Program Start Year: 1996 Report Year Diversion Tons: 0.23	Existed before 1990: No Selected in SRRE: No Owned or Operated: No
--	--	--

Jurisdiction Notes

Orinda residents had several opportunities to recycling HHW at the curb: motor oil during weekly recycling collection; electronic waste and household batteries during Reuse and Cleanup Days Program.

9030-HH-WSE (Waste Exchange)

Current Status: AO - Alternative and Ongoing	Program Start Year: 1997 Report Year Diversion Tons: 0.00	Existed before 1990: No Selected in SRRE: No Owned or Operated: No
--	--	--

Jurisdiction Notes

The Central Contra Costa Household Hazardous Waste Facility in Martinez continues to utilize free waste exchanges at its facility.

9040-HH-EDP (Education Programs)

Current Status: SO - Selected and Ongoing	Program Start Year: 1990 Report Year Diversion Tons: 0.00	Existed before 1990: Yes Selected in SRRE: Yes Owned or Operated: Yes
---	--	---

Jurisdiction Notes

2008: The CCCSWA actively participated in educating the public about HHW and universal waste: through our website, newsletter, regular columns and articles, participation in the California Product Stewardship Council, and individual outreach efforts. Additionally, the CCCSWA now tracks and participates in legislation regarding HHW and Universal Waste.

9045-HH-EWA (Electronic Waste)

Current Status: AO - Alternative and Ongoing Program Start Year: 2001 Existed before 1990: No
Report Year Diversion Tons: 16.00 Selected in SRRE: No
Owned or Operated: No

Jurisdiction Notes

Ewaste continued to be collected as a part of the Reuse and Cleanup Days program in Orinda. Additionally, residents had the opportunity to utilize free drop off at Pacific Rim Recycling's Benicia facility. Materials are handled by Direct Computer Disposal Company in Hayward.

9050-HH-OTH (Other HHW)

Current Status: SO - Selected and Ongoing Program Start Year: 1998 Existed before 1990: No
Report Year Diversion Tons: 3.00 Selected in SRRE: Yes
Owned or Operated: Yes

Jurisdiction Notes

Orinda residents were able to take their household batteries, free of charge, to two retail locations in Orinda for recycling: Long's, and Rite Aid.