

CONTRA COSTA COUNTY

EMPLOYMENT & HUMAN SERVICES

Building Brighter Futures Together

Community Services Bureau

April 28, 2023

Nic Bryant

Community Services Bureau Director
info@ehsd.cccounty.us | 925-608-4800

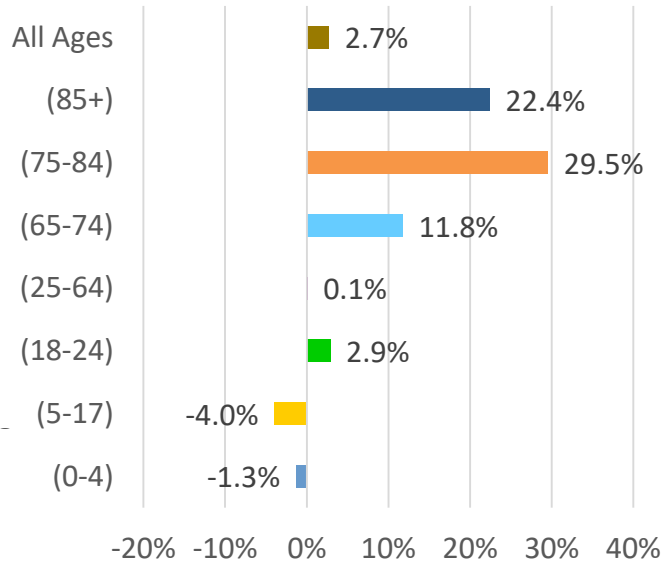
Table of Contents

- Child Care Centers
- Child Care Assistance
- Community Action
- Energy, Water & Weatherization Assistance

Building Brighter Futures Together

Contra Costa Children Population

California 2022-2027 Population
Growth Rate by Age Group



64,333

Number of Age <5 Individuals in Contra Costa
County, per 2020 Census estimates

215,162

Number of unduplicated age <14 Contra
Costa county, per 2020 Census estimates

Source:

Census 5-Year Estimates Table S0101

Community Services

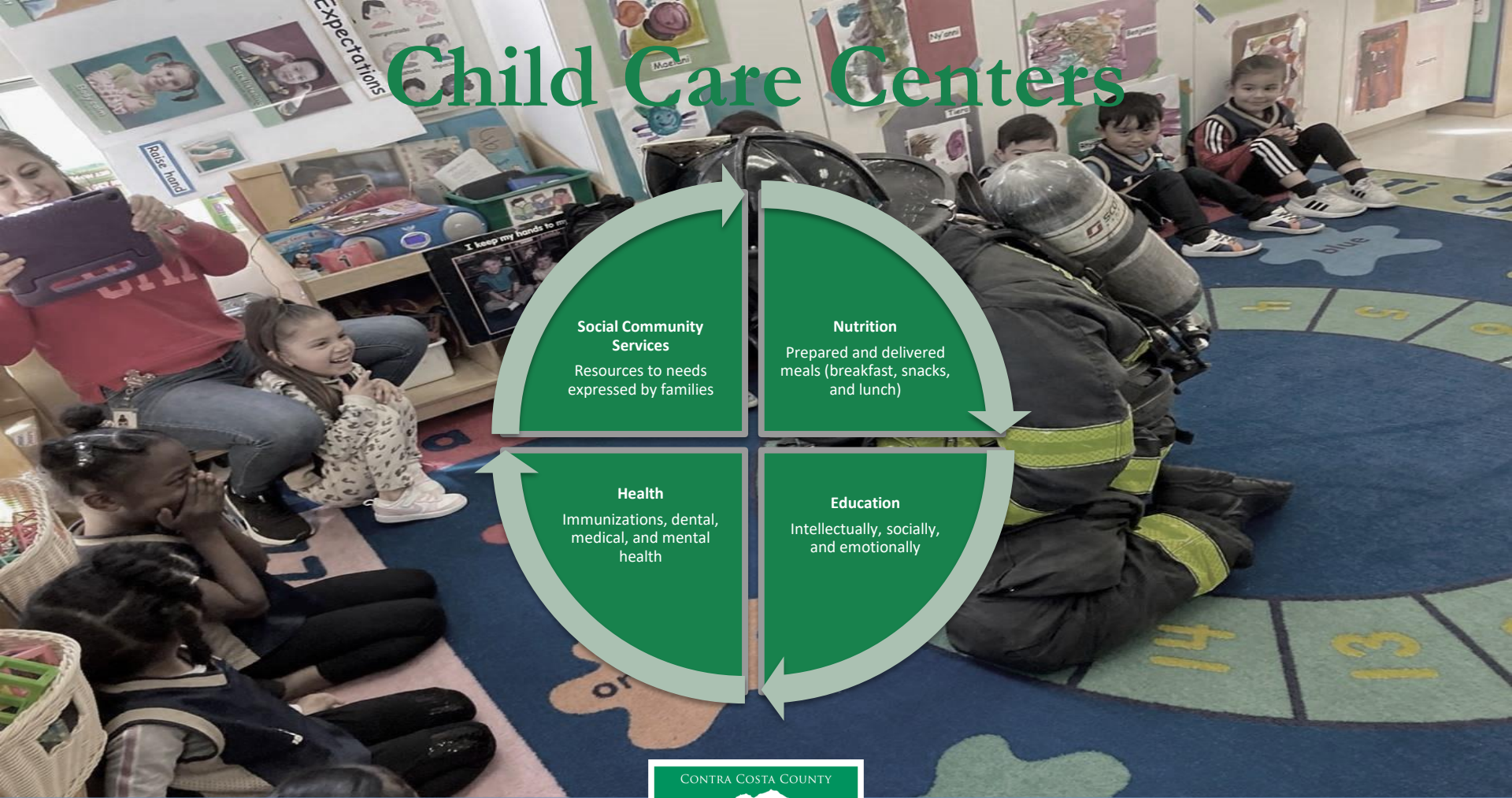



Child Care Centers

CONTRA COSTA COUNTY

EMPLOYMENT & HUMAN SERVICES

Child Care Centers



Child Care Centers Committee

POLICY COUNCIL
EXECUTIVE COMMITTEE
2022-2023



Jasmine Cisneros
Policy Council
Chair



Juan de Dios Batiz
Policy Council
Vice Chair



Tuliisa Miller
Policy Council
Parliamentarian



Karen Medrano
Policy Council
Secretary



CONTRA COSTA COUNTY
COMMUNITY SERVICES
BUREAU

Child Care Centers At A Glance

47

Number of centers in
Fiscal Year (FY) 2021-22

318,647

Meals served in
FY 2021-22

147

Number of classrooms
in FY 2021-22

4,982

Number of children on the
waiting list for our Child Care
Centers

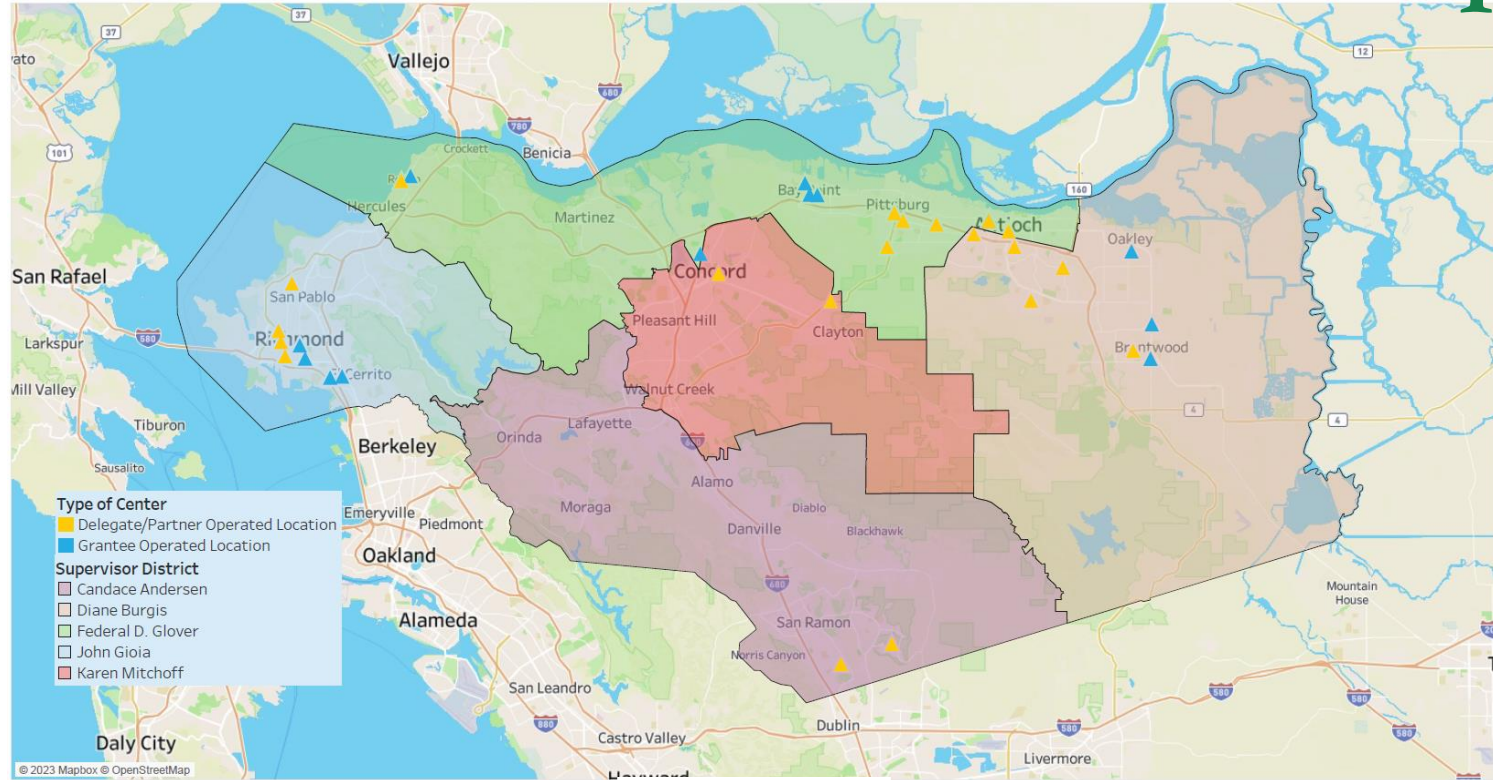
1,859

Number of children enrolled
Fiscal Year (FY) 2021-22

364

Children transitioned to
Kindergarten in 2022

Child Care Centers on the Map



Child Care Assistance

CONTRA COSTA COUNTY

EMPLOYMENT & HUMAN SERVICES

Child Care Assistance At A Glance

5,660

Number of payments made in Fiscal Year (FY) 2021-22

\$9,829,113

Amount paid in Fiscal Year (FY) 2021-22

296

Number of providers paid in FY 2021-22

0

No Waitlist for CalWORKs Stage 2 eligible families. For the Alternative Payment Program, uses same waitlist as our child care centers

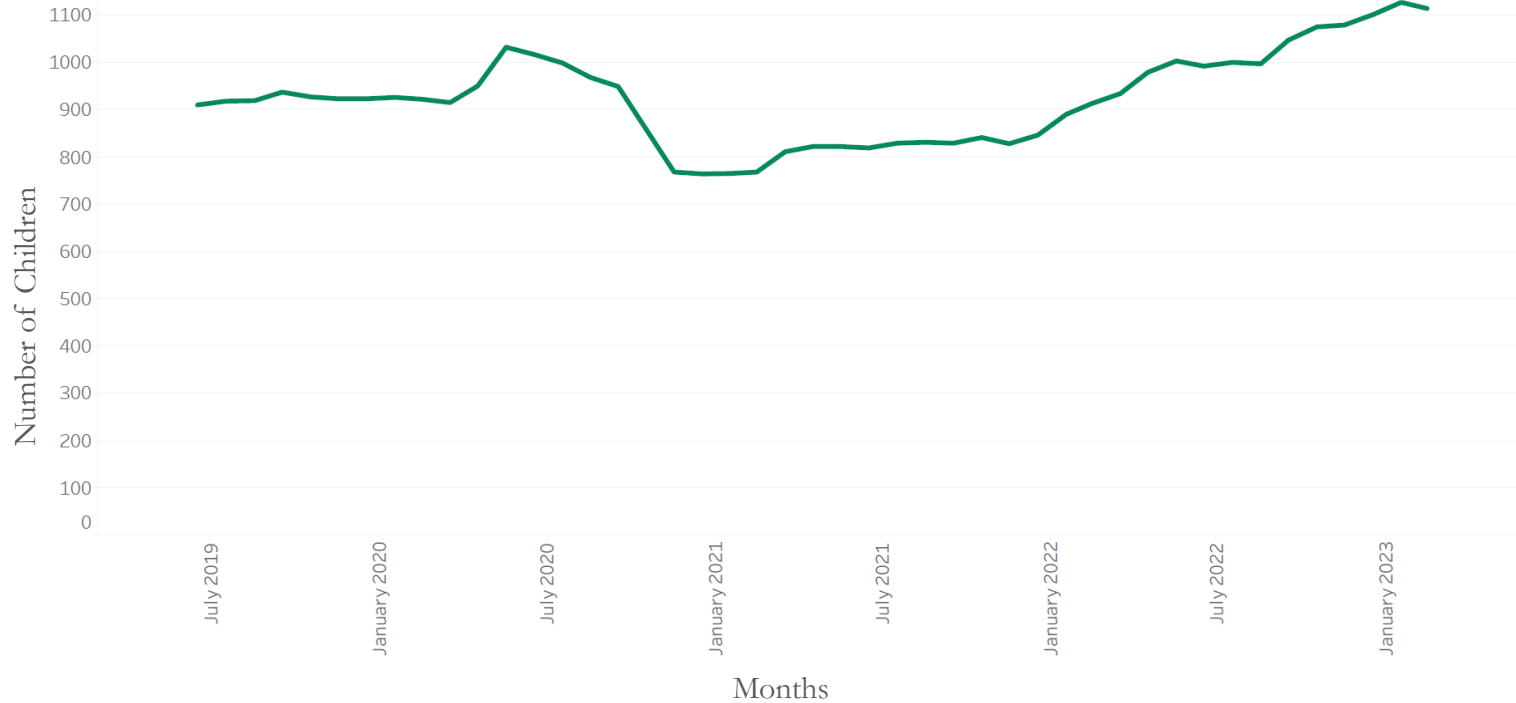
1,362

Number of children receiving funding Fiscal Year (FY) 2021-22

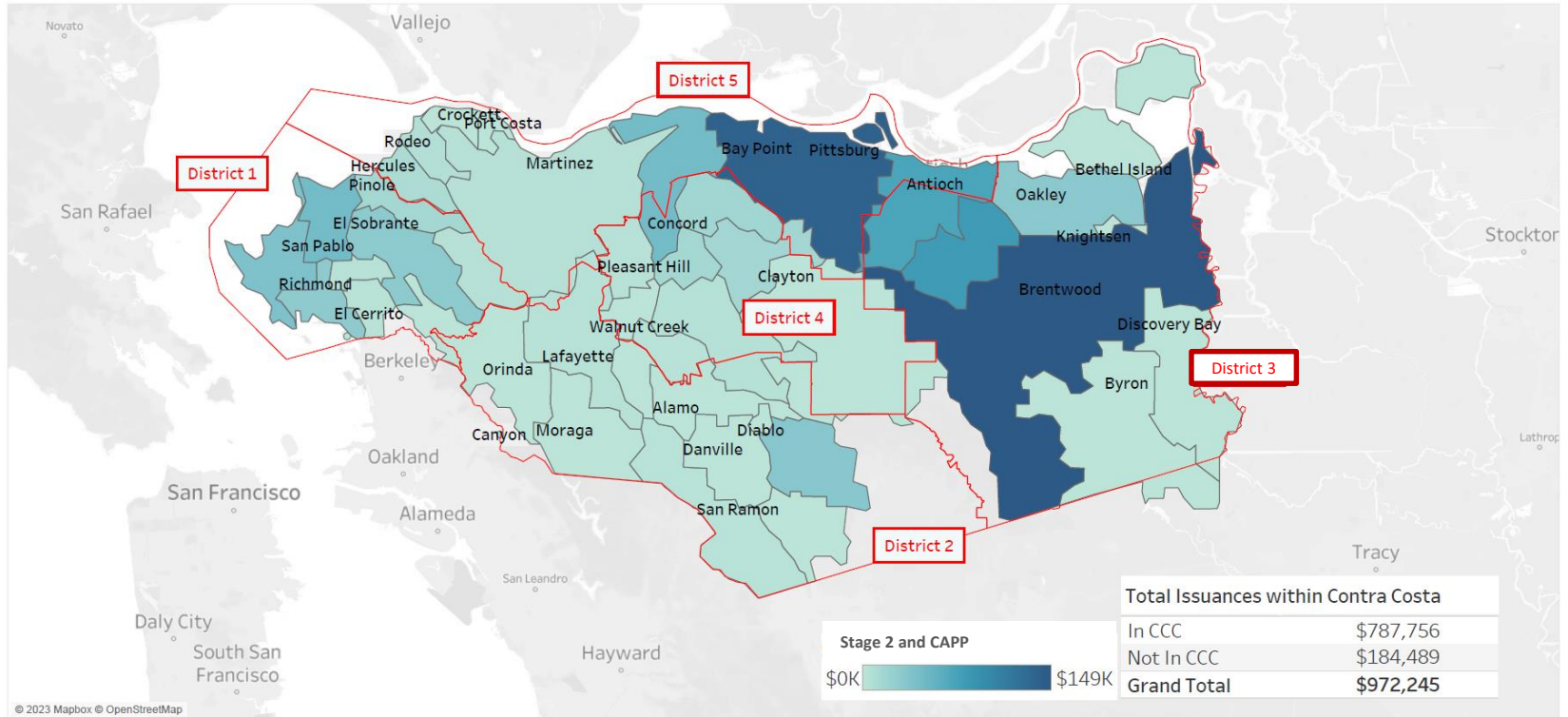
\$1,690

Average Childcare Payment per month in Fiscal Year (FY) 2021-2022

Child Care Assistance Trend



FY 21-22 Child Care Payments Map



Community Action

CONTRA COSTA COUNTY

EMPLOYMENT & HUMAN SERVICES

Community Action Committee

ECONOMIC OPPORTUNITY COUNCIL
EXECUTIVE COMMITTEE
2022-2023



Renee Zeimer
Economic Opportunity
Council
Chair



Desire Medlen
Economic Opportunity
Council
Secretary



Devlyn Sewell
Economic Opportunity
Council
Vice Chair



Community Action At A Glance

13

Number of
Subcontractors

\$396,393

In CARES Act Funding
in FY 22

12,181

Number of individuals
assisted in
FY 2021-22

Sources: 2022 CSBG Annual Reports
EHSD Contract Agreements

Partnerships and Accomplishments

Partner	Goal and Result
Bay Area Community Resources, Inc. (BACR)	Goal: Provide a violence prevention program for seven (7) youth, aged 14-17, who are at risk of engagement in violence and crime. Provide weekly case management, paid internships for 60 hours, 40 hours of workshops, academic engagement activities, and career coaching. Results: Achieved.
Bay Area Legal Aid (BALA)	Goal: Provide legal assistance to 45 low income residents that are facing eviction, hold four outreach events, and provide housing law clinic assistance. Results: Achieved.
Greater Richmond Interfaith Program (GRIP)	Goal: Operate a 90 bed emergency shelter, provide 20 individuals with employment skills training monthly, provide 20 youth/families with wellness and case management monthly, and provide over 5,000 meals monthly. Results: Achieved.
STAND! For Families Free of Violence	Goal: Provide emergency shelter and residential services to 20 clients affected by domestic violence. Provide 18-24 months of transitional housing for 5 clients. Provide hotel vouchers to 6 clients, job readiness skills to two clients, and ensure that 35 clients obtain emergency food assistance. Results: Achieved.
White Pony Express (WPE)	Goal: Provide fresh high quality food daily to 70 nonprofit and service organizations by reclaiming food at no cost from farmers, restaurants, stores, and residential gardens. Results: Achieved.

Sources: EHSD Contract Agreements
CSBG 2022 Monitoring Reports

Partnerships and Accomplishments

Partner	Goal and Result
Contra Costa Interfaith Transitional housing, Inc. Dba Hope Solutions	Goal: Provide case management and eviction prevention services to at least 60 unduplicated households, ensuring that they maintain safe and affordable housing, and access basic needs such as food, health care, and transportation. Result: Achieved.
The Contra Costa Clubhouse, Inc.	Goal: Provide peer and vocational training such that at least 40 participants are recently employed and at least 75 participants are continuously employed 90 days or more. Provide at least 200 nutritious meals daily and provide rental assistance, mental health, and food assistance. Result: Achieved.
Lao Family Community Development, Inc.	Goal: Operate a food pantry and serve 9310 meals daily at each of their four dining rooms and 20,000 meals to Trinity Center and Opportunity Junction. Provide daily groceries during pandemic. Result: Achieved.
Loaves and Fishes of Contra Costa	Goal: Operate a food pantry and serve 9310 meals daily at each of their four dining rooms and 20,000 meals to Trinity Center and Opportunity Junction. Provide daily groceries during pandemic. Result: Achieved.
Rising Sun Center for Opportunity	Goal: Operate the Opportunity Build apprentice readiness training program to at least 8 low income residents across two cohorts, including one all-women cohort. Provide them with case management, career planning, job placement, test preparation support, and interview skills. Result: Achieved.

Sources: EHSD Contract Agreements
CSBG 2022 Monitoring Reports

Partnerships and Accomplishments

Partner	Goal and Result
Monument Crisis Center	<p>Goal: Provide 80-100 families with nutrition food three (3) times a week and one Saturday a month. Provide basic support services to assist clients with applications, appointments, and unemployment application assistance. Provide rental assistance and housing referrals. Provide internships, wellness resources, adult education workshops and education presentations for youth. Provide water debt relief and rental assistance.</p> <p>Results: Achieved.</p>
Opportunity Junction, Inc.	<p>Goal: Provide job training and placement for 54 low income residents, including case management, therapeutic services, computer skills, business English, business math, and life skills training. Ensure that 33 clients attain at least one Microsoft Office certification.</p> <p>Results: Achieved.</p>
District Council of Contra Costa County, Society of St. Vincent de Paul	<p>Goal: Operate a transitional employment and training program to 25 eligible residents that includes 2-3 pre employment sessions, 24-26 weeks of work experience, weekly case management, mentors, and referrals to additional services as necessary.</p> <p>Results: Achieved.</p>

Sources: EHSD Contract Agreements
CSBG 2022 Monitoring Reports

Energy, Water & Weatherization Assistance

CONTRA COSTA COUNTY

EMPLOYMENT & HUMAN SERVICES

Energy, Water & Weatherization Assistance At A Glance

4,561

Number of clients served
In Energy Assistance
Fiscal Year (FY) 2021-22

171

Number of clients served
In Weatherization
Fiscal Year (FY) 2021-22

6

Number of clients served
in Water Assistance
Fiscal Year (FY) 2021-22

5,364

Total Number of Applications
Received in Fiscal Year (FY)
2021-2022

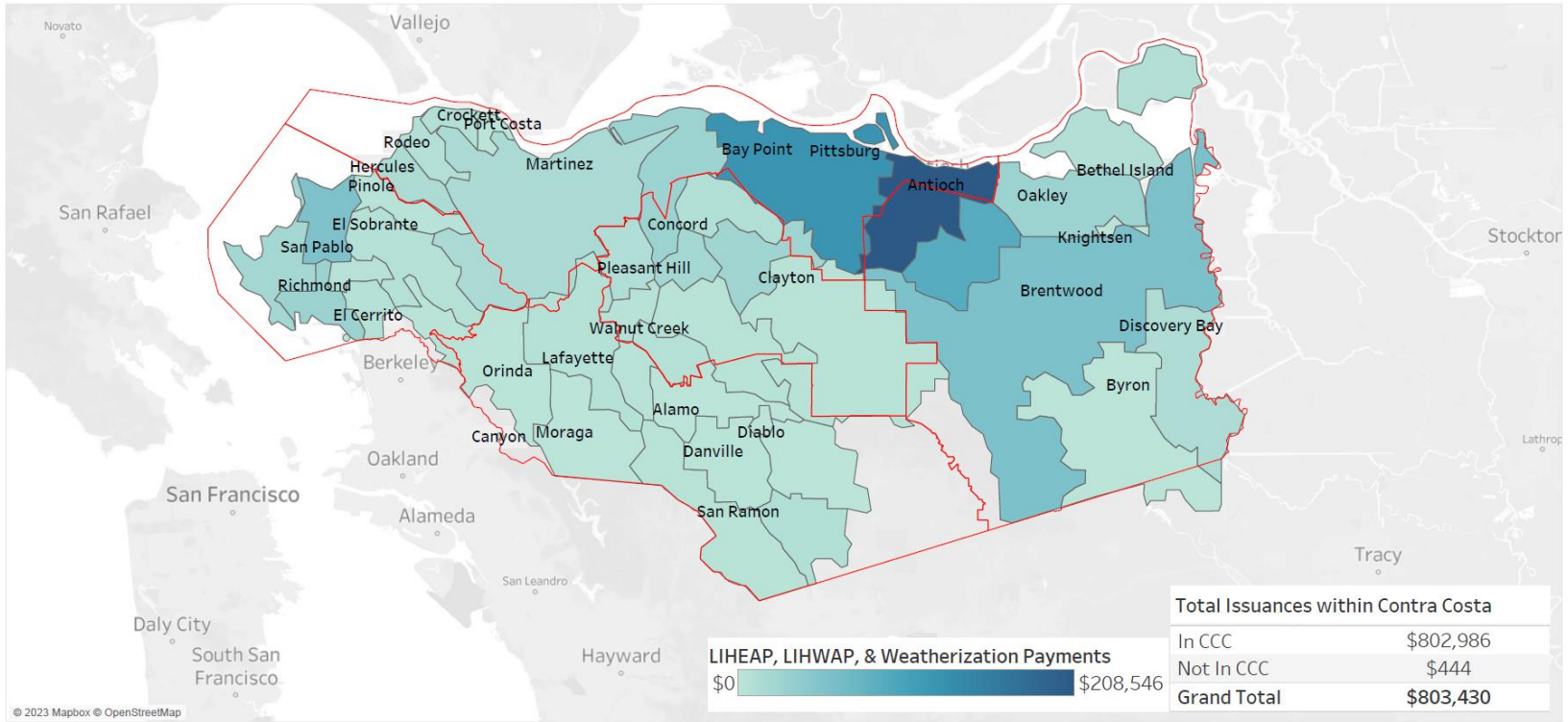
\$4,745,489

Amount paid in Fiscal Year
(FY) 2021-22

\$991

Average Bill Amount for
Energy
Fiscal Year (FY) 2021-2022

FY 21-22 Energy Assistance Payment Map



CONTRA COSTA COUNTY

EMPLOYMENT & HUMAN SERVICES

Building Brighter Futures Together

Thank You

Nic Bryant

Community Services Bureau Director
info@ehsd.cccounty.us | 925-608-4800