

CONTRA COSTA COUNTY

EMPLOYMENT & HUMAN SERVICES

*Building Brighter Futures Together*

Tracy Murray

Director, Aging & Adult Services

Employment and Human Services Department

[tmurray@ehsd.cccounty.us](mailto:tmurray@ehsd.cccounty.us)

# Aging & Adult Services Report

Presentation to the Board of Supervisors, May 9, 2023

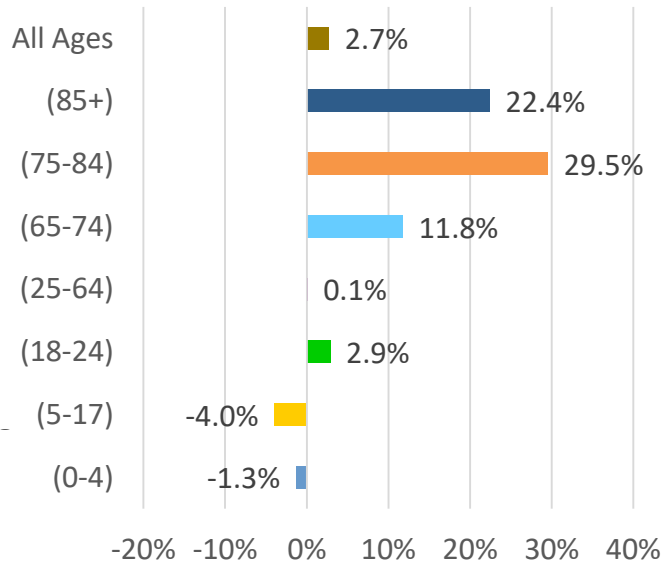
# Table of Contents

- Aging & Adult Services Overview
- Adult Protective Services
- In-Home Supportive Services
- General Assistance
- Area Agency on Aging
- Partnerships and Grants

*Building Brighter Futures Together*

# Contra Costa Aging Population

California 2022-2027 Population  
Growth Rate by Age Group



**251,516**

Number of Age 60+ Individuals in Contra Costa County, per 2020 Census estimates

**56,176**

Number of unduplicated age 60+ Contra Costa individuals enrolled in Medi-Cal, CalFresh, General Assistance, and other benefits programs in FY 2021-22 and FY 2022-23 year-to-date through December 2022

Source:

Census 5-Year Estimates Table S0101

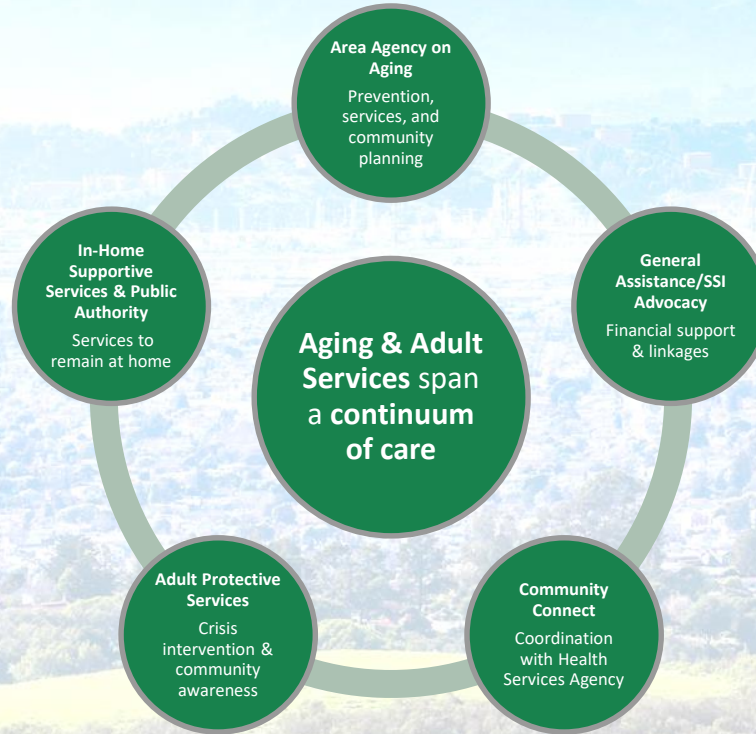
CalWIN Table MR0007E

# Aging & Adult Services Overview

CONTRA COSTA COUNTY

EMPLOYMENT & HUMAN SERVICES

# Aging & Adult Services Overview



# Aging & Adult Services At A Glance

5,036

Unduplicated clients served by the Area Agency on Aging July – December 2022

481,321

Meals provided by the Area Agency on Aging July – December 2022

8,729

Information calls received by the Area Agency on Aging July – December 2022

453

Average monthly reports of Elder/Dependent Adult Abuse in FY 2021-22

**864** active Adult Protective Services Cases in Dec. 2022

531

Average monthly applications for General Assistance in FY 2021-22

**551** active General Assistance cases in Dec. 2022

311

Average monthly applications for In-Home Supportive Services in FY 2021-22

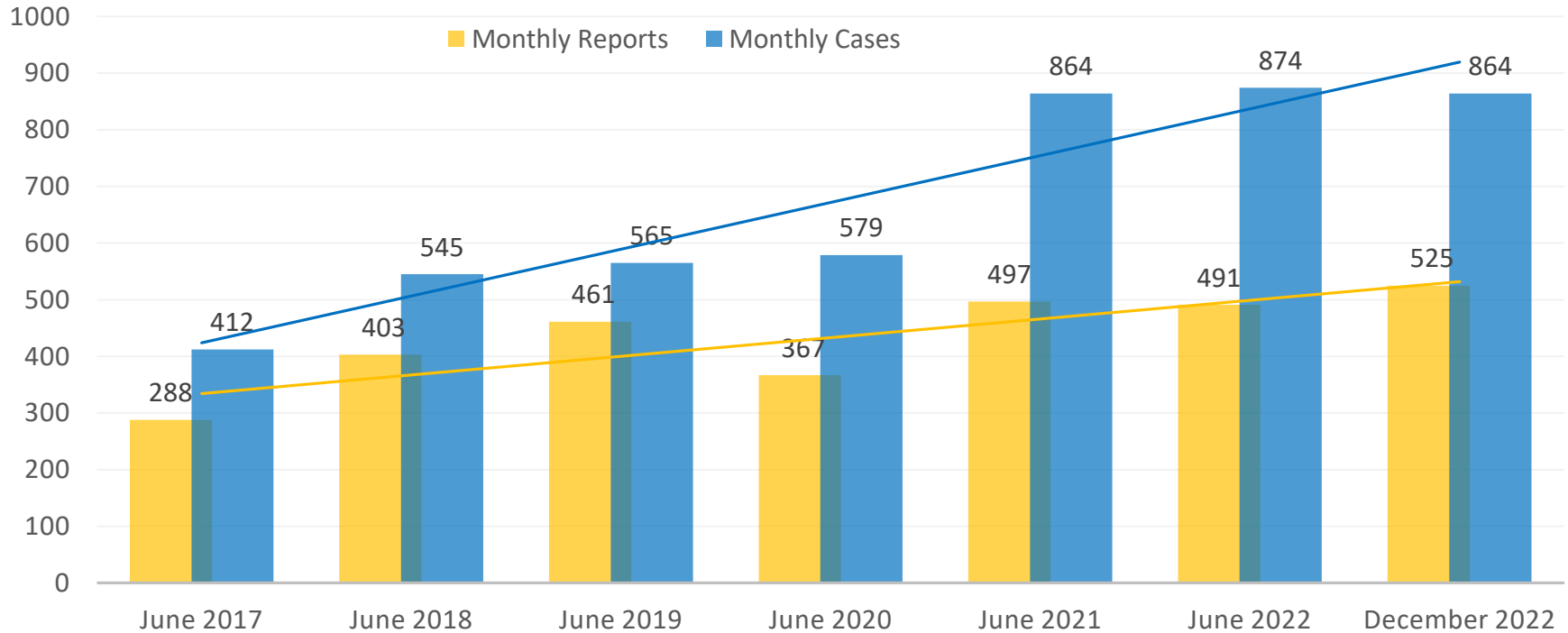
**14,019** consumers and **12,777** providers in Dec. 2022

# Adult Protective Services (APS)

CONTRA COSTA COUNTY

EMPLOYMENT & HUMAN SERVICES

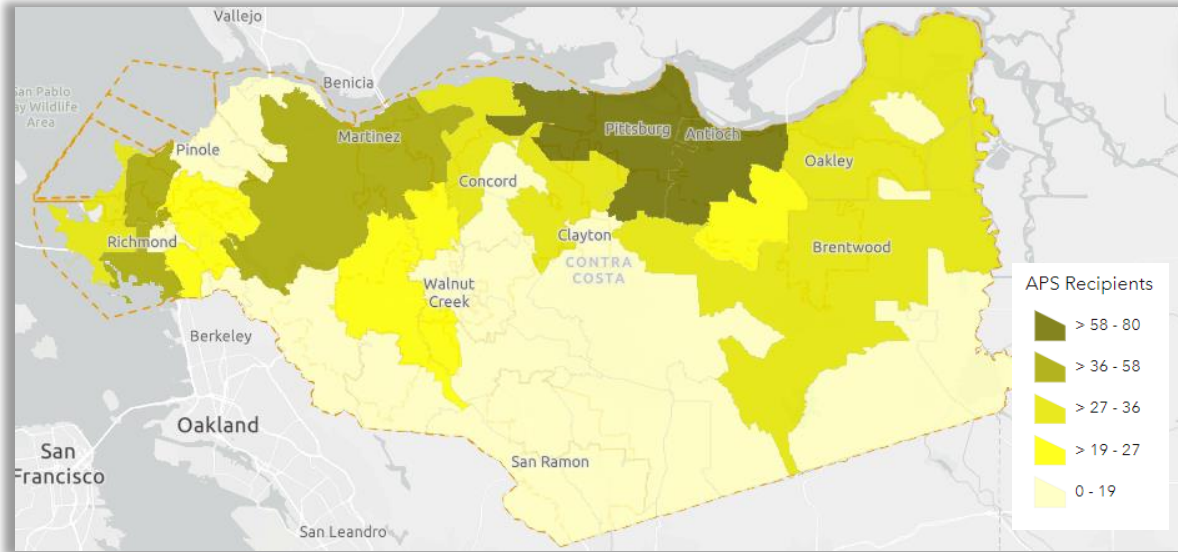
# Adult Protective Services Reports & Caseload Trends





# Adult Protective Services Individuals

December 2022 APS Individuals



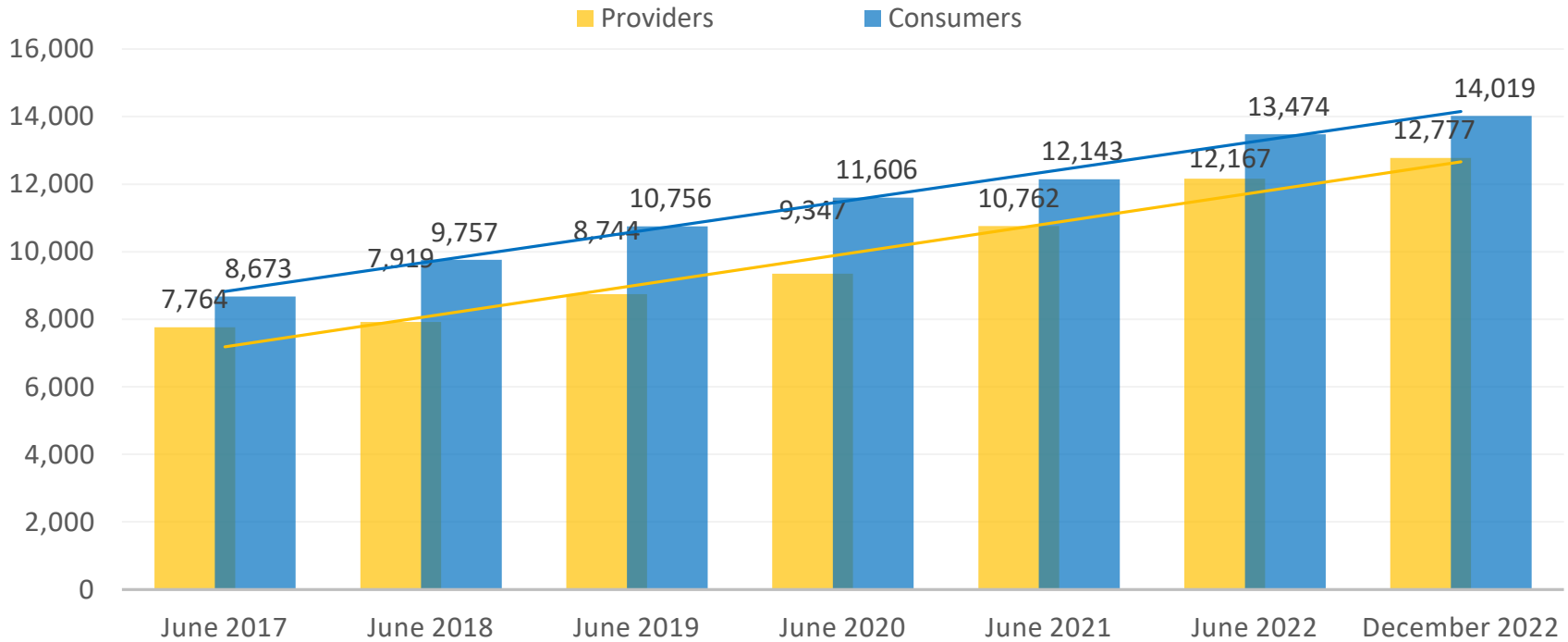
Sup District	Sept 2020 Individuals	Dec 2022 Individuals	Change
District 1: Sup. Gioia	137	215	+57%
District 2: Sup. Anderson	91	131	+44%
District 3: Sup. Burgis	134	149	+11%
District 4: Sup. Mitchoff	159	163	+3%
District 5: Sup. Glover	148	176	+19%
<b>Total</b>	<b>669</b>	<b>834</b>	<b>+25%</b>

# In-Home Supportive Services (IHSS)

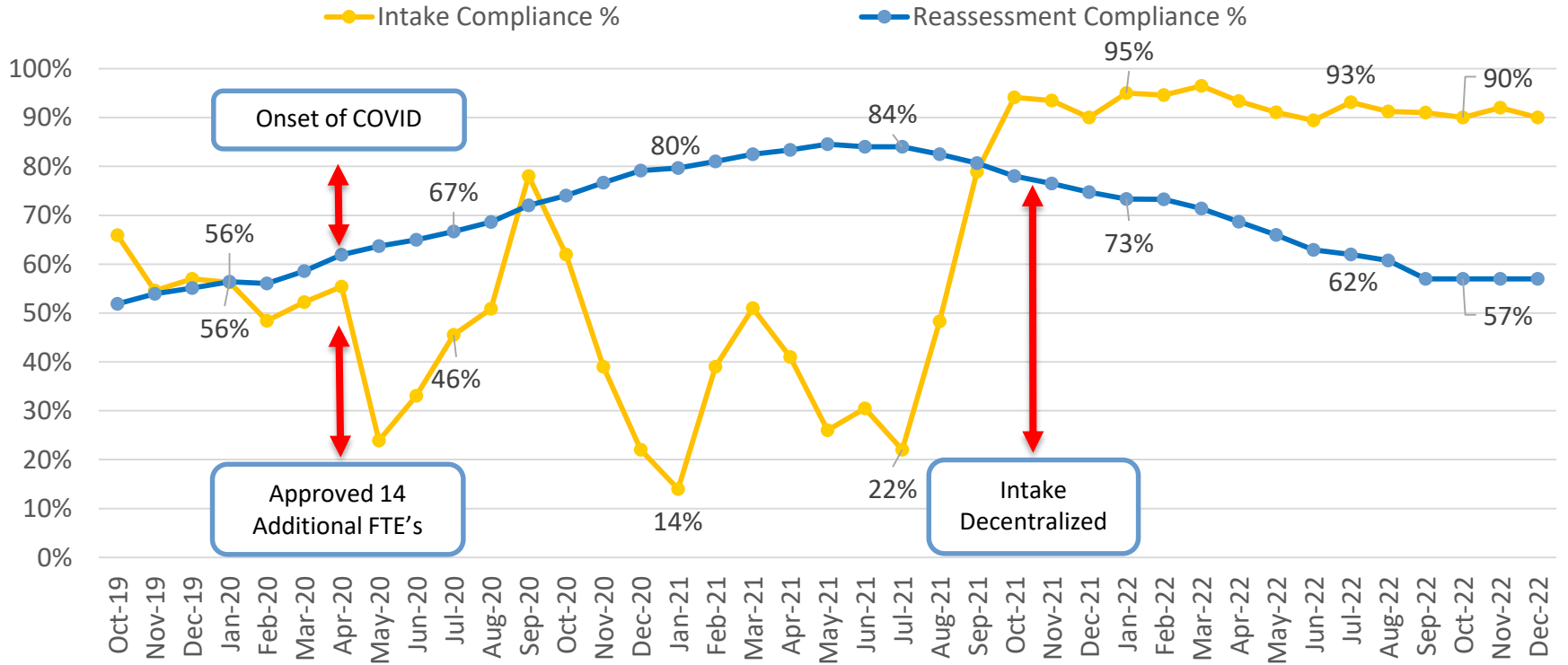
CONTRA COSTA COUNTY

EMPLOYMENT & HUMAN SERVICES

# In-Home Supportive Services Providers & Caseload Trends



# In-Home Supportive Services Compliance

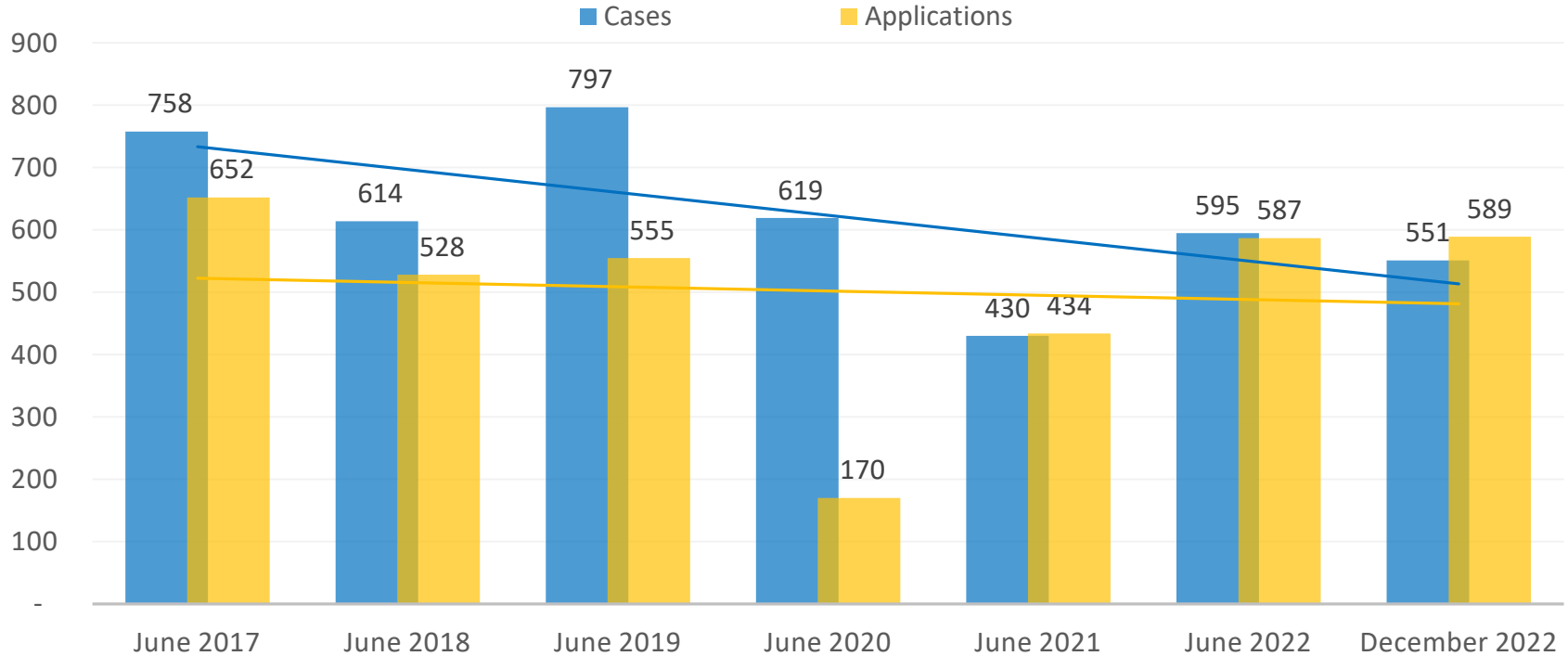


# General Assistance (GA)

CONTRA COSTA COUNTY

EMPLOYMENT & HUMAN SERVICES

# General Assistance Applications & Caseload Trends



Source: CalWIN CIS Reports

# General Assistance Client Profile

General Assistance clients are characterized as one of the following:

## Level 1

- Has the ability to have meaningful employment

## Level 2

- Has a verifiable physical or mental disability which prevents them from maintaining employment for more than 30 days but less than 12 months

## Level 3

- Has a verifiable physical or mental disability which prevents them from maintaining gainful employment for more than 12 months

Homelessness rate of General Assistance Applicants in July – December 2022

	Applications Granted	# Homeless	% Homeless
Level 1	867	449	51%
Level 2	374	177	47%
Level 3	967	399	41%
Total	2217	1025	46%

General Assistance clients by Age Group  
July – December 2022

	Count	% of Total
18 and under	5	<1%
19 - 25	65	7%
26 - 54	748	69%
55 and over	247	23%
Total	1085	100%

Source: CalWIN

# Area Agency on Aging (AAA)

CONTRA COSTA COUNTY

EMPLOYMENT & HUMAN SERVICES



# Area Agency on Aging Overview

## Direct Services

- Information & Assistance: 11,315 calls
- Health Insurance Counseling & Advocacy Program (HICAP): 3,644 People served

## Services through Community-Based Organization (CBO) Contracts

- Friendly Visiting: 178 seniors matched
- Respite Hours: 3,063 hours provided
- Adult Day Care: 1,664 hours provided
- Assisted Transportation: 3,356 trips



# Area Agency on Aging Initiatives

## Measure X

- Capacity-building support for CBO community
- Funding for CBO's
- Campaign in support of older adults with disabilities

## Master Plan on Aging

- Finalized contract with Collaborative Consulting, Inc. for \$195,000 to provide data gathering, facilitation, and implementation plan development services
- Community event in support of Master Plan held on Aging in November 17, 2022



# Partnerships and Grants

CONTRA COSTA COUNTY

EMPLOYMENT & HUMAN SERVICES

# Partnerships and Grants

## Our Partners

Community Violence Solutions

Contra Costa County Probation

Jewish Family & Community Services

Contra Costa Crisis Center

Mobility Matters

Empowered Aging

J-Sei Contra Costa Family Justice Center

Advisory Council on Aging

West Contra Costa Meals on Wheels

Walnut Creek Police Meals on Wheels Diablo Region

Contra Costa County Mental Health

Choice in Aging Contra Costa Office of the Sheriff

Alzheimer's Disease & Related Disorder

Contra Costa Senior Legal Services

Program	Purpose	Number Served July – Dec. 2022
Elder Abuse Prevention Project	A partnership of organizations that serves elders who are experiencing physical, psychological, financial and emotional abuse.	222
HomeSafe	Housing assistance for APS clients at risk of homelessness or homeless.	44
HDAP	Provides SSI Advocacy and Housing assistance to GA clients	99
Community Connect	EHSD provides eligibility and social work of high need members.	1,871

# Service Delivery Contractors

Contra Costa Health Services	\$4,533,399	East By Men's Recovery Center	\$55,000
Empowered Aging	\$639,187	Diane Whaley	\$53,799
Meals on Wheels Diablo Region	\$487,302	Family Justice Alliance	\$52,756
Contra Costa Senior Legal Services	\$265,802	Center for Elder's Independence	\$49,389
Family Caregiver Alliance	\$194,146	Contra Costa Crisis Center	\$42,988
Choice in Aging	\$163,517	District Attorney's Office	\$27,727
Bi-Bett Corp. New Health Services	\$110,000	Dr. Lisa Kalich	\$27,000
Jewish Family & Community Services	\$91,763	Diablo Valley Foundation for the Aging	\$25,000
Alzheimer's Association	\$89,235	JBEO, Inc.	\$20,000
Dr. Robert Sargent	\$87,842	Stella Wu Chu	\$15,675
Uplift Families First	\$68,132	RTZ Associates	\$15,000
Mobility Matters	\$62,202	Legal Assistance for Seniors	\$8,000
Pamela Brown	\$56,522	Total	\$7,241,382

# Motion

ACCEPT the report as recommended  
by the Family & Human Services  
Committee.