

CONTRA COSTA COUNTY

EMPLOYMENT & HUMAN SERVICES

Building Brighter Futures Together

Workforce Development Services

February 28, 2023

Marla Stuart, MSW, PhD

Director

info@ehsd.ccounty.us | 925-608-4800

Outline

- Contra Costa County Workforce Indicators
- CalWORKs Welfare-to-Work
- CalFresh Employment & Training
- Workforce Development Board

Building Brighter Futures Together

Contra Costa County Workforce Indicators

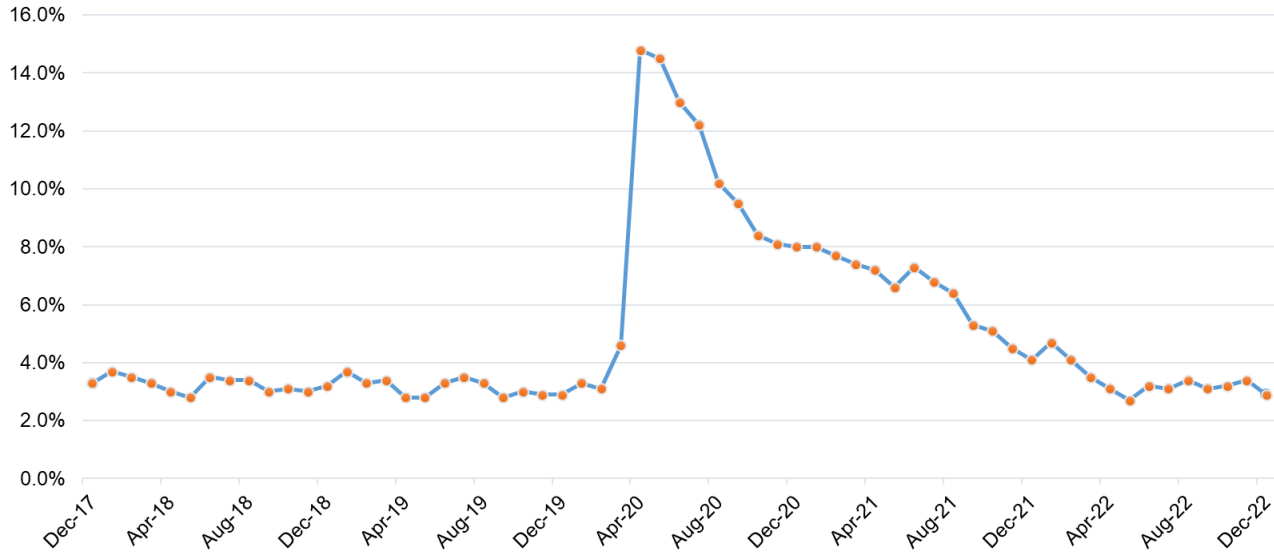
CONTRA COSTA COUNTY

EMPLOYMENT & HUMAN SERVICES

CCC Unemployment Rate

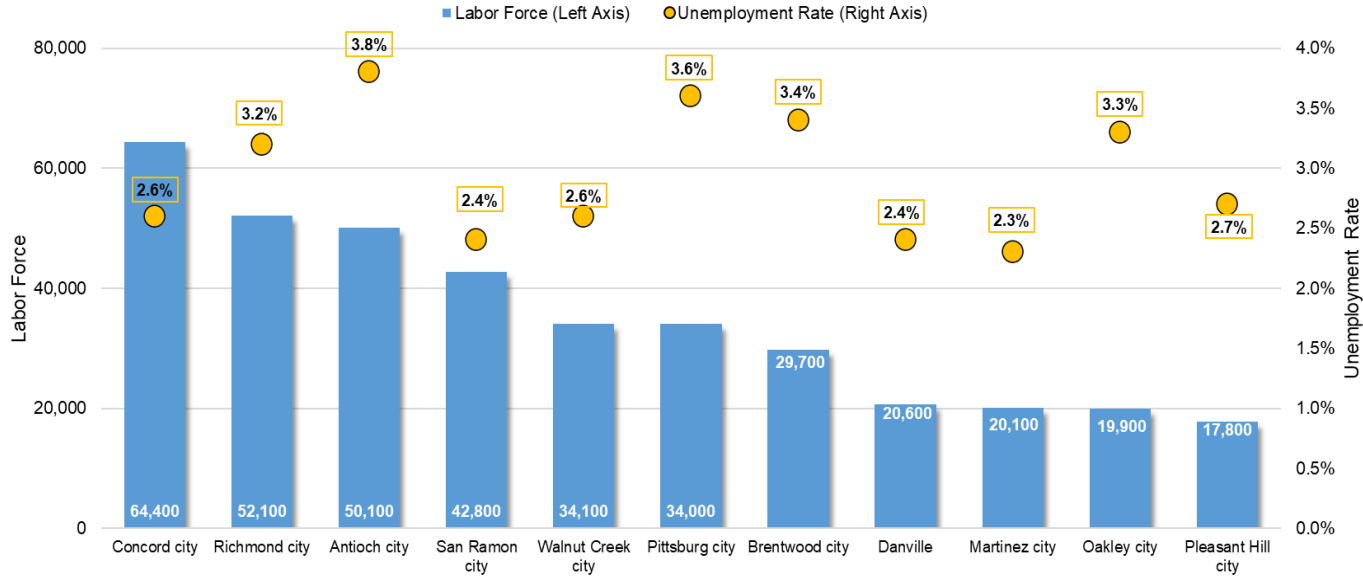
December 2017- December 2022

[Source: EDD, Labor Market Information Division, Local Area Unemployment Statistics. Preliminary estimates, not seasonally adjusted. Compiled by Juliet Moeur, Labor Market Consultant]



CCC Labor Force and Unemployment Rate by City

December 2022
(Data Not Seasonally Adjusted)



CalWORKs

Welfare-to-Work

CONTRA COSTA COUNTY

EMPLOYMENT & HUMAN SERVICES

CalWORKS and Welfare-to-Work

CalWORKS provides cash assistance and promotes, encourages, and supports work-eligible adults to:

- Become self-sufficient through gainful employment;
- Protect and preserve the family unit;
- Develop and enhance job skills needed to pursue employment opportunities.
- *Flourish!*



CalWORKS/WTW December 2022

6,099 CalWORKS Cases

11,383 CalWORKS Children

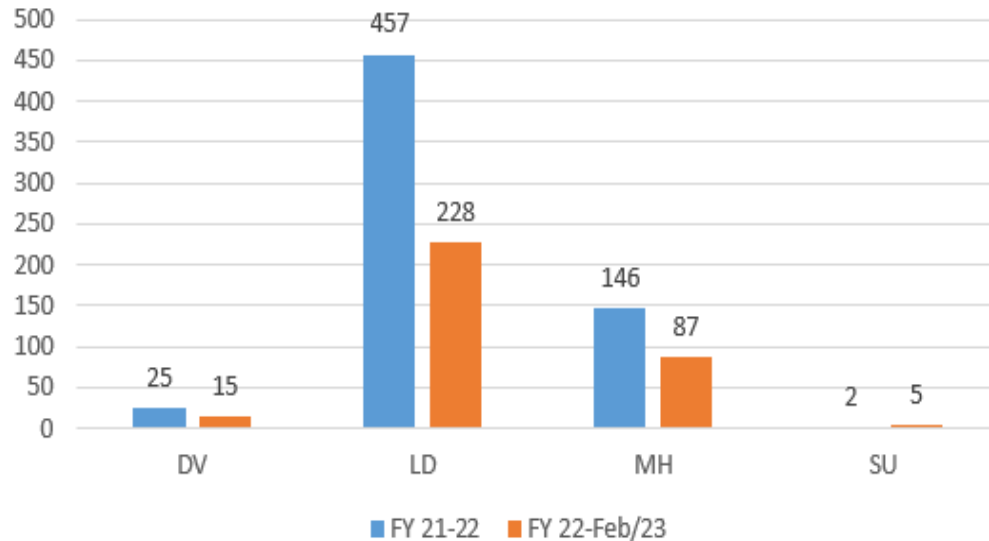
3,583 WTW Adults

Race / Ethnicity	WTW (CalWIN 12/2022)	Contra Costa County (US Census 2020-2022)
Black/African American	37.3%	9.5%
Hispanic	16.4%	26.8%
White	13.0%	40.8%
Afghan	7.5%	
Other	7.5%	5.8%
Asian	2.6%	19.3%
Pacific Islander	1.7%	0.6%
AI/Alaska Native	0.4%	1.1%
Unidentified	13.6%	
	100%	104%

Surrounding Work with Supports



Barrier Removal Supports



Domestic Abuse (DV) | Mental Health (MH) | Substance Use (SU) | Learning Disability Needs (LD)

Job Readiness Supports

- Basic education
- Workplace skills development
- Academic and computer skills
- Other vocational support

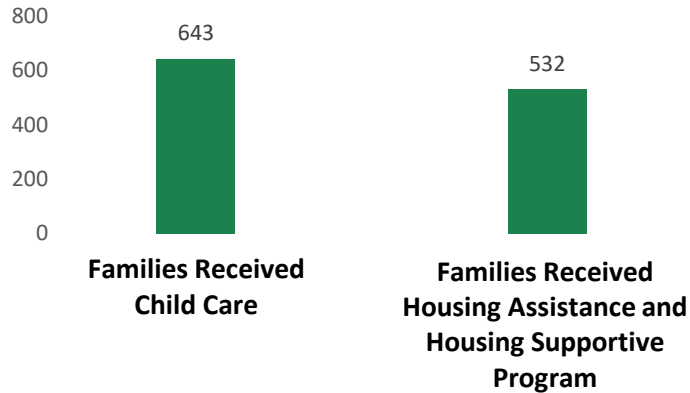
FY 21/22 Job Readiness Referrals	FY 22/23 YTD Job Readiness Referrals
540	160

Employment Supports

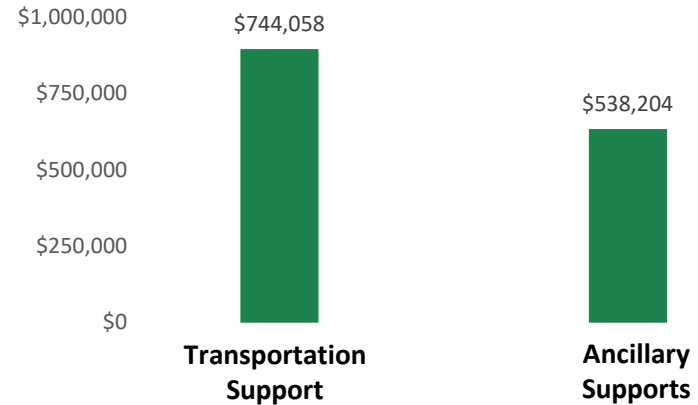
- Unsubsidized Employment (1,436)
- Subsidized Employment (12)
- Job Skills Directly Related to Employment (150)
- Education Directly Related to Employment (29)
- Community Service (7)
- Work Study (15)
- Vocational Education Training (28)
- Unpaid Work Experience (4)
- Other Activities (266)

Supportive Services

Child Care & Homeless Services



Ancillary and Transportation Support



CalFresh Employment & Training Program

CONTRA COSTA COUNTY

EMPLOYMENT & HUMAN SERVICES

CalFresh Employment & Training

CalFresh E&T is a voluntary, non-mandatory program.
Services include:

- Identifying and addressing barriers
- Career counseling, services, and job placement
- One-on-one case management and coaching
- Supportive services
- Financial coaching
- Connection to Diablo Valley College (DVC) campus and community resources
- Job retention services
- Job skills training, coaching, retention services, and supportive services for foster youth.

EHSD partners with 3 service providers: **Rubicon**, Opportunity Junction, and iFoster.

July - December 2022

Total Individuals Served: 126

Workforce Development Board of Contra Costa County



CONTRA COSTA COUNTY

EMPLOYMENT & HUMAN SERVICES

WDB Overview

- **Authorization**
 - Public Law 113 Workforce Innovation and Opportunity Act (WIOA)
- **Membership**
 - 25 member Board of Directors appointed by the Board of Supervisors
- **Responsibilities**
 - Develop and submit local plan to the Governor
 - Design and oversee operations and activities under the Local Plan (receive grants, approve budget, administer grant funds)
 - Collaborate with other local boards and elected officials to prepare a Regional Plan

American Job Centers of California

District 1

- Lao Family Community Development (San Pablo)
- San Pablo Economic Development Corporation (San Pablo)
- Contra Costa College (San Pablo)

District 2

- Mount Diablo Adult Center (Concord)

District 3

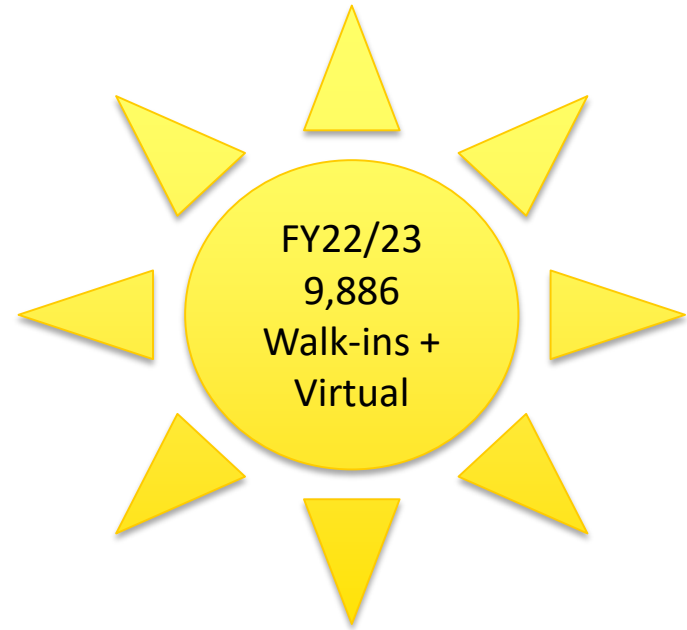
- Opportunity Junction (Antioch)
- Liberty Adult Center (Brentwood)
- Los Medanos College (Brentwood (Comprehensive AJCC) (Antioch)

District 4

- Rubicon Programs (Comprehensive) (Concord)

District 5

- Martinez Adult Center (Martinez)
- Pittsburg Adult Center (Pittsburg)



WDB FY22/23 Enrolled SUMMARY

# to Serve	Category	Budget
3,755	Adults	\$4,284,991
52	Employers	\$344,207
1,000	Youth	\$5,370,889
4,807	TOTAL	\$10,000,087

WDB Enrolled DETAILS

Services to Provide (<i>funding source</i>)	# to Serve	Category	\$ FY22/23 Budget
1. Basic Career Services: job leads, resume development, interviewing skills (<i>WIOA</i>)	2,726	Adults	\$3,770,428
2. Individualized: 1:1 career coaching, specialized recruitment, credential attainment (<i>WIOA</i>)			
3. Training: training institution, community college, on-the-job (<i>WIOA</i>)			
4. Better Health Care Locally (High Road Training Partnership)	250	Adults	\$83,333
5. Emergency Medical Technician (EMT) Training (<i>Workforce Accelerator 10</i>)	45	Adults	\$83,583
6. Paramedics Apprenticeship Training & Employment (<i>Department of Industrial Relations Paramedics for Equity</i>)	50	Adults	\$80,000
7. Regional Planning with Community Colleges (<i>Regional Equity Recovery Partnership</i>)	158	Adults	\$267,647
8. WARN notices, layoff aversion, employer support (<i>WIOA</i>)	526	Adults	
	12	Employers	\$158,369
9. Supporting fair-change employers, specialized recruitment (<i>AB109</i>)	40	Employers	\$185,838
10. Youth Services: Tutoring, study skills, paid/unpaid work experience, leadership devilmnt, supportive services, financial literacy (<i>WIOA</i>)	290	Youth	\$2,050,011
11. Youth Center Plan Development, youth engagement (Measure X)	500	Youth	\$1,921,448
12. Health Ambassadors and Garden Apprentice (<i>California 4ALL</i>)	160	Youth	\$1,269,430
13. Employment for persons with Disabilities (<i>STEPS</i>)	50	Youth	\$130,000
14. Regional planning and capacity building for 4 Regional Workforce Boards (<i>East-Bay Works</i>)	NA		\$50,000

WIOA Enrolled Performance Goals

	Negotiated Performance Goals			FY 22/23 Q2 YTD			FY 21/22		
	ADULT	DW	YOUTH	ADULT	DW	YOUTH	ADULT	DW	YOUTH
Employment Rate 2nd Quarter After Exit	64%	70%	70%	78%	65%	53%	63%	65%	71%
Employment Rate 4th Quarter After Exit	64%	70%	68%	66%	70%	73%	63%	69%	77%
Median Earnings 2nd Quarter After Exit	\$7,800	\$10,000	\$3,870	\$9,233	\$8,017	\$3,831	\$9,049	\$9,555	\$4,356
Credential Attainment 4th Quarter After Exit	63%	69%	60%	55%	53%	42%	37%	66%	46%
Measurable Skill Gains	56%	61%	68%	34%	23%	17%	59%	60%	55%
Participants Served				325	59	119	565	202	165

Social Media Engagement

 <https://wdbccc.com>

 <https://www.facebook.com/wdbccc/>

 <https://twitter.com/wdbccc?lang=en>

 <https://www.linkedin.com/company/wdbccc/mycompany/>

Activity	Description	FY22/23 YTD
Impression	A post was seen on a social media feed	~117,464
Engagement	A viewer clicked on, commented, shared, retweeted, or liked a post	~3,517
Post Link Clicks	A viewer clicked through to the WDBCCC website or external link	~996
Video Views	A viewer clicked through to watch campaign videos	~25,765

Requested Action

CONTRA COSTA COUNTY

EMPLOYMENT & HUMAN SERVICES

Requested Action

Accept this report about Workforce Development Services administered by the Employment & Human Services Department and provide direction.