

CONTRA COSTA COUNTY

EMPLOYMENT & HUMAN SERVICES

*Building Brighter Futures Together*

Tracy Murray

Director, Aging & Adult Services

Employment and Human Services Department

[tmurray@ehsd.cccounty.us](mailto:tmurray@ehsd.cccounty.us)

# Aging & Adult Services Report

Presentation to the Family and Human Services Committee, 11/28/2022

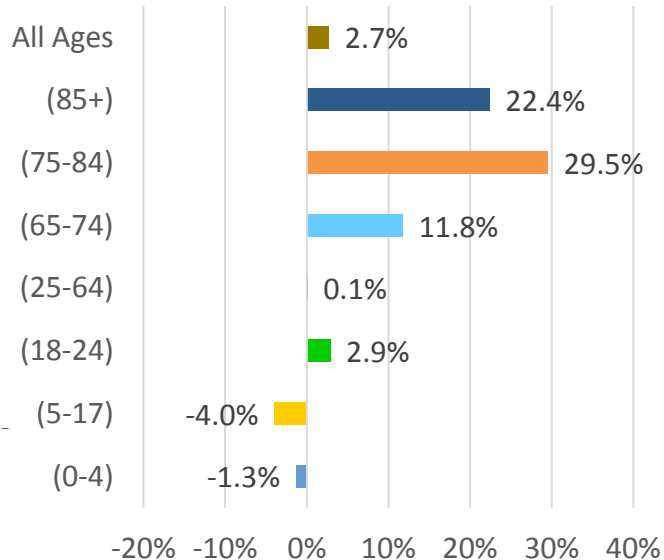
# Table of Contents

- Aging & Adult Services Overview
- Adult Protective Services
- In-Home Supportive Services
- General Assistance
- Area Agency on Aging
- Partnerships and Grants

*Building Brighter Futures Together*

# Contra Costa Aging Population

California 2022-2027 Population  
Growth Rate by Age Group



251,516

Number of Age 60+ Individuals in Contra Costa County, per 2020 Census estimates

51,088

Number of unduplicated age 60+ Contra Costa individuals enrolled in Medi-Cal, CalFresh, General Assistance, and other benefits programs in FY 2021-22

Source:

Census 5-Year Estimates Table S0101

CalWIN Table MR0007E

CONTRA COSTA COUNTY

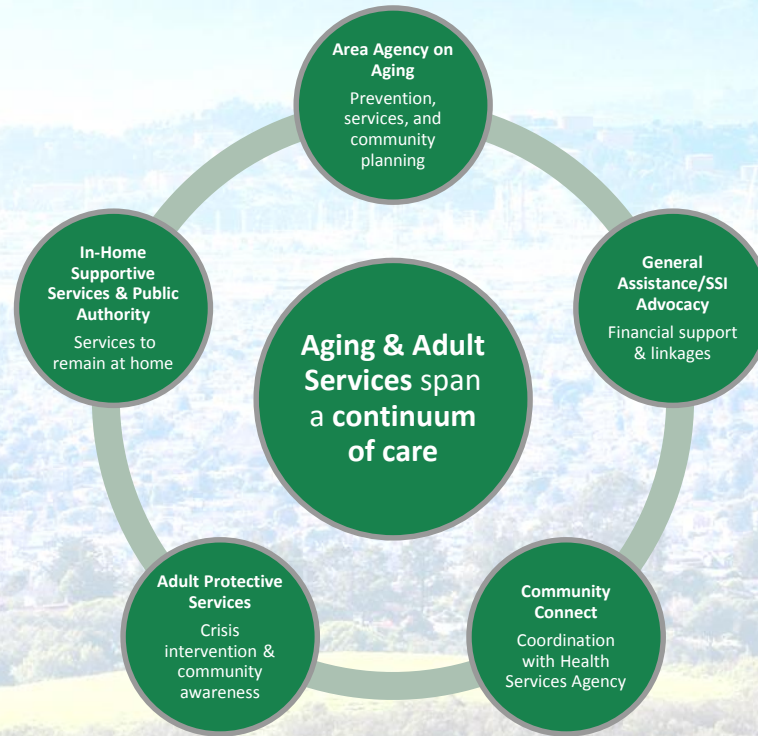
EMPLOYMENT & HUMAN SERVICES

# Aging & Adult Services Overview

CONTRA COSTA COUNTY

EMPLOYMENT & HUMAN SERVICES

# Aging & Adult Services Overview



# Aging & Adult Services At A Glance

7,055

Unduplicated clients  
served by the Area  
Agency on Aging in  
Fiscal Year (FY) 2021-22

877,968

Meals provided by the  
Area Agency on Aging in  
FY 2021-22

17,391

Information calls  
received by the Area  
Agency on Aging in FY  
2021-22

453

Average monthly reports of  
Elder/Dependent Adult  
Abuse in FY 2021-22

**874** active Adult Protective  
Services Cases in June 2022

531

Average monthly applications  
for General Assistance in FY  
2021-22

**595** active General  
Assistance cases in June 2022

311

Average monthly applications  
for In-Home Supportive  
Services in FY 2021-22

**13,473** consumers and **12,177**  
providers in June 2022

CONTRA COSTA COUNTY

EMPLOYMENT & HUMAN SERVICES

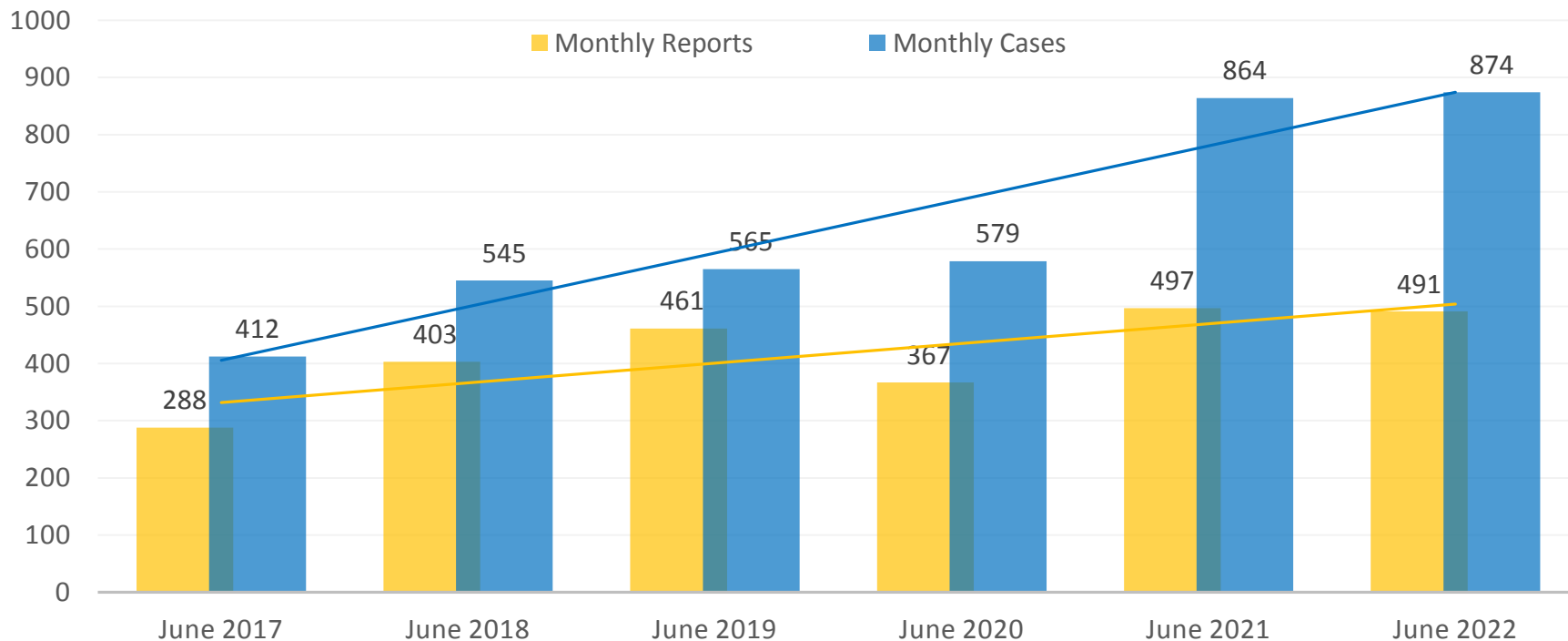
Sources: RTZ-GetCare, ServicePoint, LEAPS, CMIPS, CalWIN

# Adult Protective Services (APS)

CONTRA COSTA COUNTY

EMPLOYMENT & HUMAN SERVICES

# Adult Protective Services Reports & Caseload Trends



CONTRA COSTA COUNTY

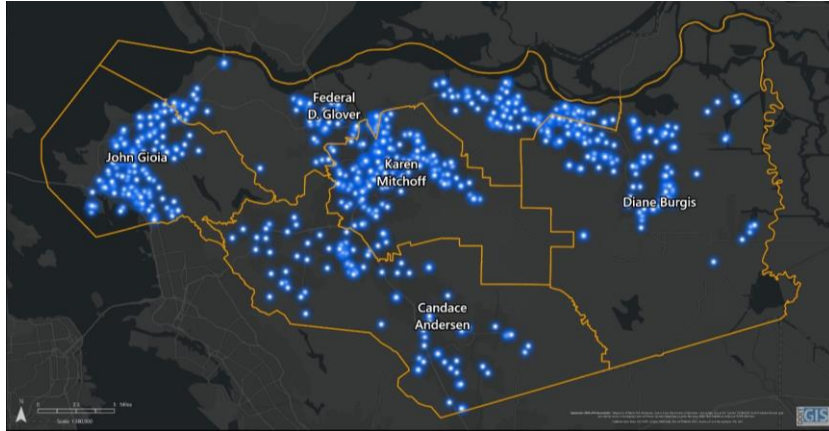
EMPLOYMENT & HUMAN SERVICES

Source: LEAPS

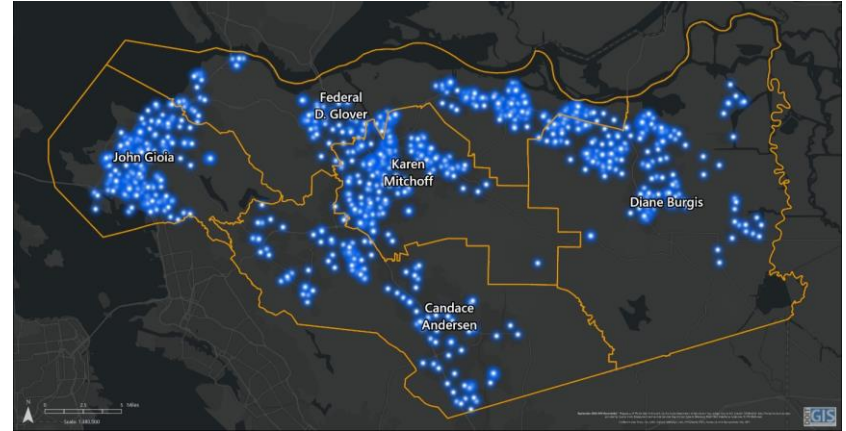


# Adult Protective Services Caseload Changes

## September 2020 Caseload Map



## September 2022 Caseload Map



Sup District	Sept 2020 Caseload	Sept 2022 Caseload	Change
District 1: Sup. Gioia	137	181	+24%
District 2: Sup. Anderson	91	122	+25%
District 3: Sup. Burgis	134	188	+29%
District 4: Sup. Mitchoff	159	193	+18%
District 5: Sup. Glover	148	202	+27%
Total	669	886	+25%

CONTRA COSTA COUNTY

EMPLOYMENT & HUMAN SERVICES

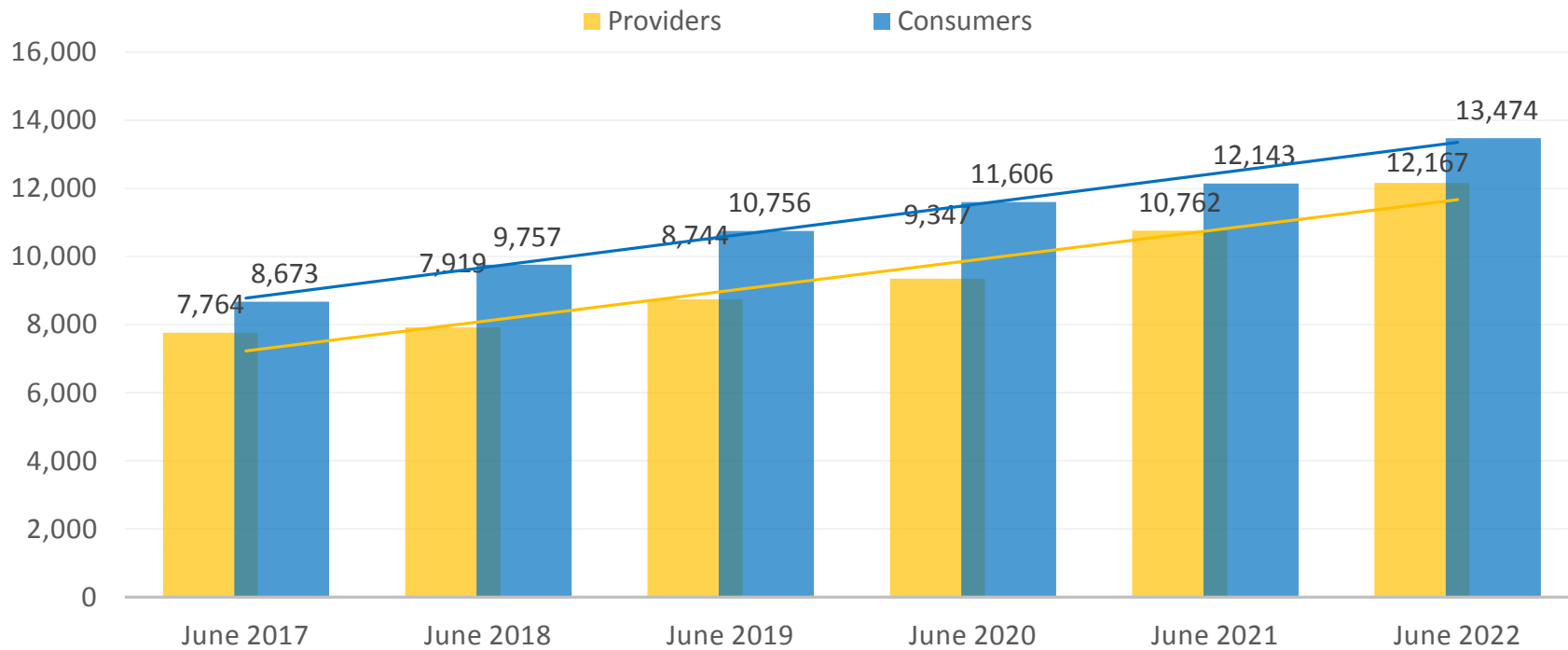
Source: LEAPS

# In-Home Supportive Services (IHSS)

CONTRA COSTA COUNTY

EMPLOYMENT & HUMAN SERVICES

# In-Home Supportive Services Providers & Caseload Trends

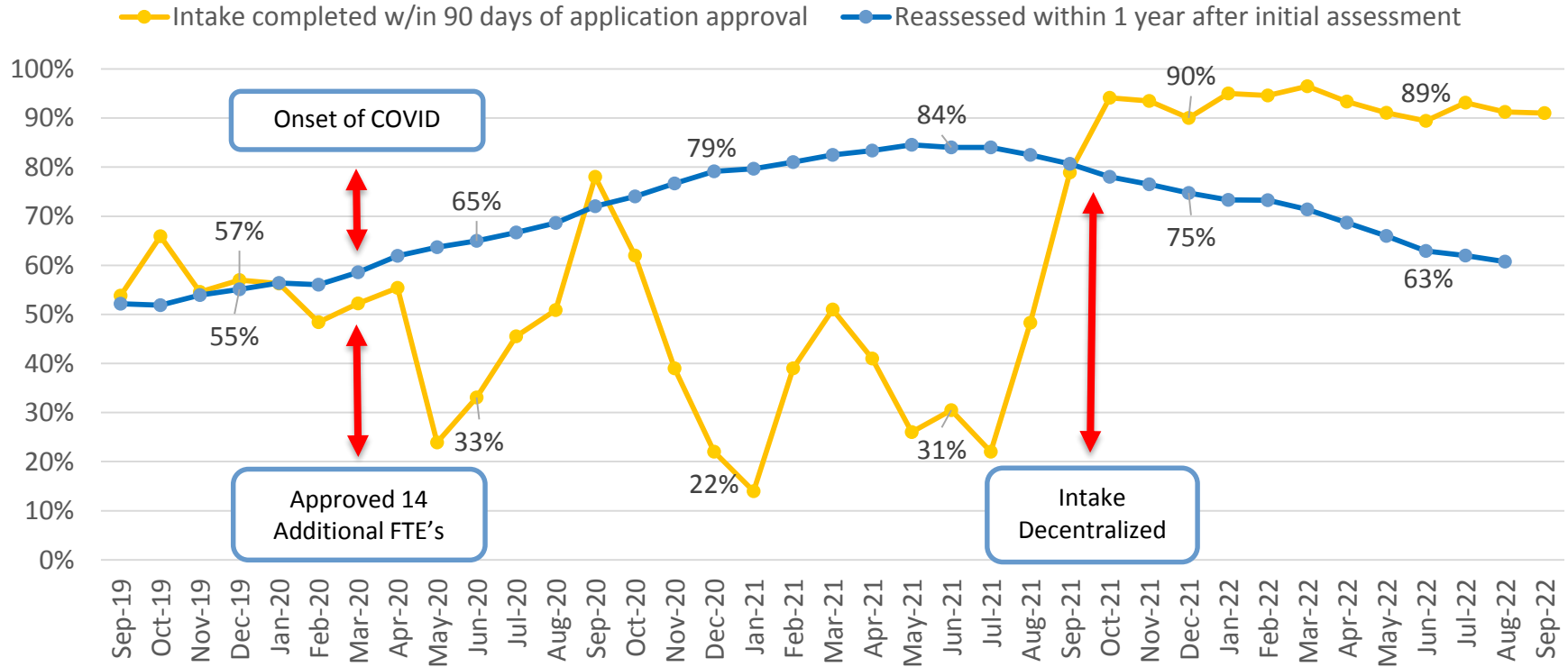


CONTRA COSTA COUNTY

EMPLOYMENT & HUMAN SERVICES

Source: CMIPS and Care Tracker

# In-Home Supportive Services Compliance



CONTRA COSTA COUNTY

EMPLOYMENT & HUMAN SERVICES

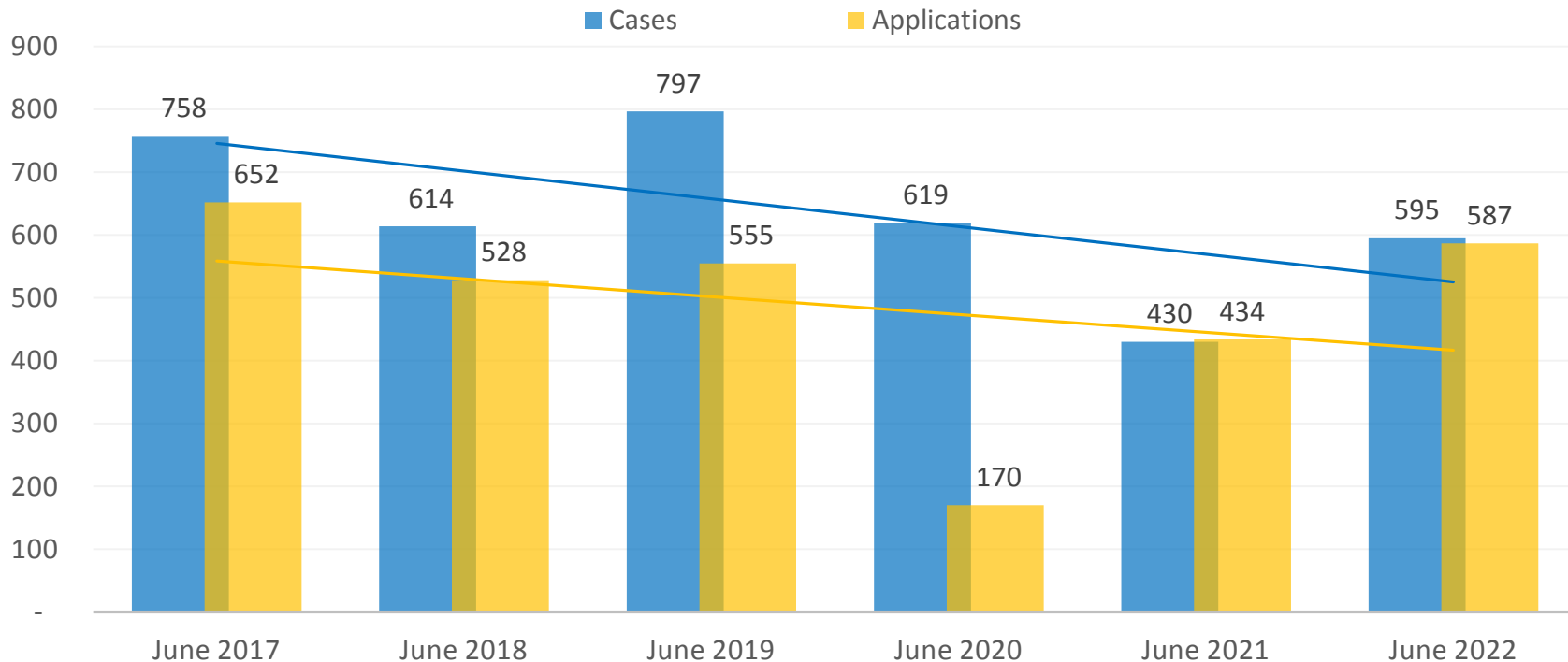
Source: CMIPS

# General Assistance (GA)

CONTRA COSTA COUNTY

EMPLOYMENT & HUMAN SERVICES

# General Assistance Applications & Caseload Trends



CONTRA COSTA COUNTY

EMPLOYMENT & HUMAN SERVICES

Source: CalWIN CIS Reports

# General Assistance Client Profile

General Assistance clients are characterized as one of the following:

## Level 1

- Has the ability to have meaningful employment

## Level 2

- Has a verifiable physical or mental disability which prevents them from maintaining employment for more than 30 days but less than 12 months

## Level 3

- Has a verifiable physical or mental disability which prevents them from maintaining gainful employment for more than 12 months

Homelessness rate of General Assistance Applicants in FY 2021-22

	Applications Granted	# Homeless	% Homeless
Level 1	1671	732	44%
Level 2	733	347	47%
Level 3	2318	824	36%
Total	4722	1903	40%

General Assistance clients by Age Group in June 2022

	Count	% of Total
18 and under	3	<1%
19 - 49	311	54%
50 - 59	200	35%
60 and over	61	11%
Total	575	100%

Source: CalWIN

# Area Agency on Aging (AAA)

CONTRA COSTA COUNTY

EMPLOYMENT & HUMAN SERVICES



# Area Agency on Aging Overview

## Direct Services

- Information & Assistance: 17,391 calls
- Health Insurance Counseling & Advocacy Program (HICAP): 7,638 People served

## Services through Community-Based Organization (CBO) Contracts

- Friendly Visiting: 165 seniors matched
- Respite Hours: 4,354 hours provided
- Legal Services: 835 clients
- Elder Abuse Prevention: 10 events held
- Assisted Transportation: 6,148 trips



CONTRA COSTA COUNTY

EMPLOYMENT & HUMAN SERVICES

# Area Agency on Aging Initiatives

## Measure X

- Capacity-building support for CBO community
- Funding for CBO's
- Campaign in support of older adults with disabilities

## Master Plan on Aging

- Finalized contract with Collaborative Consulting, Inc. for \$195,000 to provide data gathering, facilitation, and implementation plan development services
- Community event in support of Master Plan held on Aging in November 17, 2022



# Partnerships and Grants

CONTRA COSTA COUNTY

EMPLOYMENT & HUMAN SERVICES

# Partnerships and Grants

## Our Partners

Community Violence Solutions

Contra Costa County Probation

Jewish Family & Community Services

Contra Costa Crisis Center

Mobility Matters

Empowered Aging

J-Sei Contra Costa Family Justice Center

Advisory Council on Aging

West Contra Costa Meals on Wheels

Walnut Creek Police

Meals on Wheels Diablo Region

Contra Costa County Mental Health

Choice in Aging Contra Costa Office of the Sheriff

Alzheimer's Disease & Related Disorder

Contra Costa Senior Legal Services

Program	Purpose	Number Served FY 21-22
Elder Abuse Prevention Project	A partnership of organizations that serves elders who are experiencing physical, psychological, financial and emotional abuse.	491
HomeSafe	Housing assistance for APS clients at risk of homelessness or homeless.	80
HDAP	Provides SSI Advocacy and Housing assistance to GA clients	98
Community Connect	EHSD provides eligibility and social work of high need members.	2475

CONTRA COSTA COUNTY

EMPLOYMENT & HUMAN SERVICES

# Service Delivery Contractors

Dr. Lisa Kalich	\$ 27,000	Family Caregiver Alliance	\$ 194,146
Alzheimer's Association	\$ 89,235	Family Justice Alliance	\$ 52,756
Bi-Bett Corp. New Health Services	\$ 110,000	Contra Costa Health Services	\$ 4,533,399
Center for Elder's Independence	\$ 49,389	JBEO, Inc.	\$ 20,000
Choice in Aging	\$ 163,517	Jewish Family & Community Services	\$ 91,763
Contra Costa Crisis Center	\$ 42,988	Legal Assistance for Seniors	\$ 8,000
Contra Costa Senior Legal Services	\$ 265,802	Meals on Wheels Diablo Region	\$ 487,302
Diablo Valley Foundation for the Aging	\$ 25,000	Mobility Matters	\$ 62,202
Diane Whaley	\$ 53,799	Pamela Brown	\$ 56,522
District Attorney's Office	\$ 27,727	RTZ Associates	\$ 15,000
Dr. Robert Sargent	\$ 87,842	Stella Wu Chu	\$ 15,675
East By Men's Recovery Center	\$ 55,000	Uplift Families First	\$ 68,132
Empowered Aging	\$ 639,187	Total	\$ 7,241,382