



# Agenda

## TRANSPORTATION, WATER & INFRASTRUCTURE COMMITTEE

February 8, 2021  
9:00 A.M.

1025 Escobar Street, Room TBA, Martinez\*\*

**\*\*Meeting Remotely Until Further Notice\*\***

**To slow the spread of COVID-19, the Health Officer's Shelter Order of December 16, 2020, prevents public gatherings ([Health Officer Order](#)).**

**In lieu of a public gathering, the Board of Supervisors meeting will be accessible via television and live-streaming to all members of the public as permitted by the Governor's Executive Order N29-20.**

Supervisor Candace Andersen, Chair  
Supervisor Diane Burgis, Vice Chair

### Agenda Items:

**Items may be taken out of order based on business of the day & preference of the Committee.**

When: Feb 8, 2021 09:00 AM Pacific Time (US and Canada)

Please click the link below to join the webinar:

<https://cccouny-us.zoom.us/j/87999789022>

Meeting ID: 879 9978 9022

Or Telephone:

USA 214 765 0478 US Toll or USA 888 278 0254 US Toll-free

Conference code: 198675

1. Introductions
2. Public comment on any item under the jurisdiction of the Committee and not on this agenda (speakers may be limited to three minutes).
3. **Administrative Items, if applicable.** (John Cunningham, Department of Conservation and Development)

4. **REVIEW record of meeting for December 14, 2020, Transportation, Water and Infrastructure Committee Meeting.** This record was prepared pursuant to the Better Government Ordinance 95-6, Article 25-205 (d) of the Contra Costa County Ordinance Code. Any handouts or printed copies of testimony distributed at the meeting will be attached to this meeting record. (John Cunningham, Department of Conservation and Development). Page 6
5. **ACCEPT the recommendation of the Hazardous Materials Commission that the Board of Supervisors write a letter of support for the Alamo Improvement Association Technical Assistance grant application to the Pipeline and Hazardous Materials Safety Administration which would assess the need for a pipeline safety information center website for Contra Costa County.** (Michael Kent, Contra Costa County Health Services) Page 9
6. **RECEIVE a report on the preparation of a Groundwater Sustainability Plan for the East Contra Costa Groundwater Subbasin and take ACTION as appropriate.** (Ryan Hernandez, Department of Conservation and Development/Water Agency) Page 12
7. **RECEIVE update, and RECOMMEND that the Board of Supervisors sign a letter of support for the WCCTAC grant submittal for the Richmond Parkway Regional Multimodal Mobility Study to the Caltrans Sustainable Communities Grant Program.** (Robert Sarmiento, Department of Conservation and Development) Page 22
8. **CONSIDER report on Local, State, Regional, and Federal Transportation Related Legislative Issues and take ACTION as appropriate.** (John Cunningham, Department of Conservation and Development) Page 25
9. **RECEIVE update on the Accessible Transportation Strategic Plan, recommend that the Board of Supervisors consider the item, and DIRECT staff as appropriate.** (John Cunningham, Department of Conservation and Development) Page 30
10. **REVIEW, REVISE as appropriate, and ADOPT the 2021 Transportation, Water, and Infrastructure Committee Calendar.** (John Cunningham, Department of Conservation and Development) Page 125
11. **RECEIVE Communication, News, Miscellaneous Items of Interest to the Committee and DIRECT staff as appropriate.** (John Cunningham, Department of Conservation and Development) Page 127
12. **CONSIDER recommendations on referrals to the Committee for 2021, REVISE as necessary, and DIRECT staff to bring the list to the full Board of Supervisors for approval.** (John Cunningham, Department of Conservation and Development) Page 131
13. The next meeting is currently scheduled for March 8, 2021.
14. Adjourn

---

*The Transportation, Water & Infrastructure Committee (TWIC) will provide reasonable accommodations for persons with disabilities planning to attend TWIC meetings. Contact the staff person listed below at least 72 hours before the meeting.*

---

*Any disclosable public records related to an open session item on a regular meeting agenda and distributed by the County to a majority of members of the TWIC less than 96 hours prior to that meeting are available for public inspection at the County Department of Conservation and Development, 30 Muir Road, Martinez during normal business hours.*

---

*Public comment may be submitted via electronic mail on agenda items at least one full work day prior to the published meeting time.*

---

For Additional Information Contact:

John Cunningham, Committee Staff  
Phone (925) 674-7833, Fax (925) 674-7250  
john.cunningham@dcd.cccounty.us

Glossary of Acronyms, Abbreviations, and other Terms (in alphabetical order): Contra Costa County has a policy of making limited use of acronyms, abbreviations, and industry-specific language in meetings of its Board of Supervisors and Committees. Following is a list of commonly used abbreviations that may appear in presentations and written materials at meetings of the Transportation, Water and Infrastructure Committee:

AB Assembly Bill	HOT High-Occupancy/Toll
ABAG Association of Bay Area Governments	HOV High-Occupancy-Vehicle
ACA Assembly Constitutional Amendment	HSD Contra Costa County Health Services Department
ADA Americans with Disabilities Act of 1990	HUD United States Department of Housing and Urban Development
ALUC Airport Land Use Commission	IPM Integrated Pest Management
AOB Area of Benefit	ISO Industrial Safety Ordinance
BAAQMD Bay Area Air Quality Management District	JPA/JEPA Joint (Exercise of) Powers Authority or Agreement
BART Bay Area Rapid Transit District	Lamorinda Lafayette-Moraga-Orinda Area
BATA Bay Area Toll Authority	LAFCo Local Agency Formation Commission
BCDC Bay Conservation & Development Commission	LCC League of California Cities
BDCP Bay-Delta Conservation Plan	LTMS Long-Term Management Strategy
BGO Better Government Ordinance (Contra Costa County)	MAC Municipal Advisory Council
BOS Board of Supervisors	MAF Million Acre Feet (of water)
CALTRANS California Department of Transportation	MBE Minority Business Enterprise
CalWIN California Works Information Network	MOA Memorandum of Agreement
CalWORKS California Work Opportunity and Responsibility to Kids	MOE Maintenance of Effort
CAER Community Awareness Emergency Response	MOU Memorandum of Understanding
CAO County Administrative Officer or Office	MTC Metropolitan Transportation Commission
CCTA Contra Costa Transportation Authority	NACo National Association of Counties
CCWD Contra Costa Water District	NEPA National Environmental Protection Act
CDBG Community Development Block Grant	OES-EOC Office of Emergency Services-Emergency Operations Center
CEQA California Environmental Quality Act	PDA Priority Development Area
CFS Cubic Feet per Second (of water)	PWD Contra Costa County Public Works Department
CPI Consumer Price Index	RCRC Regional Council of Rural Counties
CSA County Service Area	RDA Redevelopment Agency or Area
CSAC California State Association of Counties	RFI Request For Information
CTC California Transportation Commission	RFP Request For Proposals
DCC Delta Counties Coalition	RFQ Request For Qualifications
DCD Contra Costa County Dept. of Conservation & Development	SB Senate Bill
DPC Delta Protection Commission	SBE Small Business Enterprise
DSC Delta Stewardship Council	SR2S Safe Routes to Schools
DWR California Department of Water Resources	STIP State Transportation Improvement Program
EBMUD East Bay Municipal Utility District	SWAT Southwest Area Transportation Committee
EIR Environmental Impact Report (a state requirement)	TRANSPAC Transportation Partnership & Cooperation (Central)
EIS Environmental Impact Statement (a federal requirement)	TRANSPLAN Transportation Planning Committee (East County)
EPA Environmental Protection Agency	TWIC Transportation, Water and Infrastructure Committee
FAA Federal Aviation Administration	USACE United States Army Corps of Engineers
FEMA Federal Emergency Management Agency	WBE Women-Owned Business Enterprise
FTE Full Time Equivalent	WCCTAC West Contra Costa Transportation Advisory Committee
FY Fiscal Year	WETA Water Emergency Transportation Authority
GHAD Geologic Hazard Abatement District	WRDA Water Resources Development Act
GIS Geographic Information System	
HBRR Highway Bridge Replacement and Rehabilitation	



# Contra Costa County Board of Supervisors

## Subcommittee Report

### TRANSPORTATION, WATER & INFRASTRUCTURE COMMITTEE

3.

**Meeting Date:** 02/08/2021  
**Subject:** Administrative Items, if applicable.  
**Submitted For:** TRANSPORTATION, WATER & INFRASTRUCTURE  
COMMITTEE,  
**Department:** Conservation & Development  
**Referral No.:** N/A  
**Referral Name:** N/A  
**Presenter:** John Cunningham, DCD                      **Contact:** John Cunningham  
(925)674-7833

---

#### **Referral History:**

This is an Administrative Item of the Committee.

#### **Referral Update:**

Staff will review any items related to the conduct of Committee business.

#### **Recommendation(s)/Next Step(s):**

CONSIDER Administrative items and Take ACTION as appropriate.

#### **Fiscal Impact (if any):**

N/A

---

#### **Attachments**

*No file(s) attached.*

---



# Contra Costa County Board of Supervisors

## Subcommittee Report

### TRANSPORTATION, WATER & INFRASTRUCTURE COMMITTEE

4.

**Meeting Date:** 02/08/2021

**Subject:** REVIEW record of meeting for December 14, 2020, Transportation, Water and Infrastructure Meeting.

**Submitted For:** TRANSPORTATION, WATER & INFRASTRUCTURE COMMITTEE,

**Department:** Conservation & Development

**Referral No.:** N/A

**Referral Name:** N/A

**Presenter:** John Cunningham, DCD

**Contact:** John Cunningham  
(925)674-7833

---

#### **Referral History:**

County Ordinance (Better Government Ordinance 95-6, Article 25-205, [d]) requires that each County Body keep a record of its meetings. Though the record need not be verbatim, it must accurately reflect the agenda and the decisions made in the meeting.

#### **Referral Update:**

Any handouts or printed copies of testimony distributed at the meeting will be attached to this meeting record. Links to the agenda and minutes will be available at the TWI Committee web page: <http://www.cccounty.us/4327/Transportation-Water-Infrastructure>

#### **Recommendation(s)/Next Step(s):**

Staff recommends approval of the attached Record of Action for the December 14, 2020, Committee Meeting with any necessary corrections.

#### **Fiscal Impact (if any):**

N/A


---

#### **Attachments**

Dec 2020 TWIC Meeting Record

---

# DRAFT



## TRANSPORTATION, WATER & INFRASTRUCTURE COMMITTEE

RECORD OF ACTION FOR  
December 14, 2020

Supervisor Candace Andersen, Chair  
Supervisor Karen Mitchoff, Vice Chair

Present: Candace Andersen, Chair  
Karen Mitchoff, Vice Chair

Attendees: Austin Sharp, PG&E; Tom Guarino, PG&E; Vic Baker, PG&E; Liz Biebel, PG&E;  
Ellen Dempsey, CCHS; Matt Kaufmann, CCHS; Michael Kent, CCHS; Jerry Fahy,  
PWD; Chris Lau, PWD; Steve Kowalewski, PWD; Slava Gospodchikov, PWD; Carl  
Roner, PWD; Maureen Toms, DCD; Alicia Nuchols, BOS; Lia Bristol, BOS; Jill Ray,  
BOS; Karine Abramians, CCHS; Jim Donnelly; Devra Lewis, CCHS; George Smith;  
Deidra Meigargle; Brandon

1. Introductions
2. CONSIDER Administrative items and Take ACTION as appropriate.  
***No items/action.***
3. Public comment on any item under the jurisdiction of the Committee and not on this agenda (speakers may be limited to three minutes).  
***No public speakers.***
4. Staff recommends approval of the attached Record of Action for the November 9, 2020, Committee Meeting with any necessary corrections.  
***The Committee unanimously approved the meeting record.***
5. RECEIVE this additional status report on the street light service coordination effort between PG&E and the County Public Works Department and Cities for street light maintenance, and DIRECT staff as appropriate.

***The Committee RECEIVED the report and directed staff to work with PG&E to identify: 1) outstanding issues with the LOU, 2) options for addressing the issues, and 3) bring an update back to TWIC at the February meeting.***

6. RECEIVE the 2020 Annual Report from the Integrated Pest Management Advisory Committee and DIRECT staff as appropriate.

***The Committee RECEIVED the IPM Program Update and DIRECTED IPM Program staff to rephrase references to the online meeting format on pages 6 and 7 of the annual report. Public Works staff were further DIRECTED to be cautious while resuming their roadside and Flood Control herbicide program, considering impacts to pollinators and other beneficial insects.***

7. RECEIVE report, RECOMMEND that the Board of Supervisors accept the findings of the study which address community risk to flooding and sea level rise.

***The Committee RECEIVED the report and APPROVED the staff recommendations.***

8. CONSIDER report on Local, Regional, State, and Federal Transportation Related Legislative Issues and take ACTION as appropriate.

***The Committee RECEIVED the report.***

9. RECEIVE information and DIRECT staff as appropriate.

***The Committee RECEIVED the communication.***

10. The next remote meeting is tentatively scheduled for February 8, 2021. More information forthcoming regarding remote information and exact meeting dates.
11. Adjourn

---

For Additional Information Contact:

John Cunningham, Committee Staff  
Phone (925) 674-7833, Fax (925) 674-7250  
john.cunningham@dcd.cccounty.us





# Contra Costa County Board of Supervisors

## Subcommittee Report

### TRANSPORTATION, WATER & INFRASTRUCTURE COMMITTEE

5.

**Meeting Date:** 02/08/2021

**Subject:** ACCEPT recommendation of Hazardous Materials Commission that Board of Supervisors write letter of support for Alamo Improvement Association.

**Submitted For:** TRANSPORTATION, WATER & INFRASTRUCTURE COMMITTEE,

**Department:** Conservation & Development

**Referral No.:** 16

**Referral Name:** Monitor the Iron Horse Corridor Management Program.

**Presenter:** Michael Kent, CCCHS

**Contact:** Michael Kent  
(925)250-3227

---

### **Referral History:**

The Alamo Improvement Association has applied for two previous grants from the Pipeline and Hazardous Materials Safety Administration in 2017 and 2018 to examine pipeline safety issues in Contra Costa County, and to provide professional response training and public education about pipeline safety. The grants also commissioned two reports from the Pipeline Safety Trust on pipeline safety issues in Contra Costa County.

The Hazardous Materials Commission has previously brought forward recommendations from these reports to TWIC and the Board of Supervisors for consideration.

### **Referral Update:**

The Hazardous Materials Commission voted unanimously at their meeting on January 28, 2021 to recommend that the Board of Supervisors write a letter of support for a Technical Assistance grant proposal being submitted to the Pipeline and Hazardous Materials Safety Administration (PHMSA) by the Alamo Improvement Association concerning pipeline safety information and education. The Hazardous Materials Commission worked successfully with the Alamo Improvement Association on implementing two previous grants it received from PHMSA, primarily by co-sponsoring public workshops on pipeline safety. The Commission also supported many of the recommendations that were in the two reports the previous grants commissioned from the Pipeline Safety Trust concerning pipeline safety.

The scope of work that the Alamo Improvement Association is proposing for the grant application will focus on preparing a survey, a needs assessment and a report:

- 1) Needs survey based on the Pipeline Information Center website Stakeholders Needs Survey;
- 2) Assessment and Analysis of the Needs Survey data;

- 3) Development of a website template that would address identified needs;
- 4) A summary report for presentation, review and determination of follow-up.

For the needs assessment, a County Department staff person(s) will be requested to complete an on-line survey. Once other stakeholders, including Industry and Community Organizations staff person(s), have completed the survey as well, the analysis and assessment of the data will be completed. The survey results, assessment and template would then be presented to the County Hazardous Materials Commission, TWIC and then the Board of Supervisors for the review.

If there is support, a second grant will be applied for to create a Pipeline Information Center website or other identified needed public information and education platforms or materials.

**Recommendation(s)/Next Step(s):**

RECOMMEND that the Board of Supervisors provide a letter of support for the Alamo Improvement Association Technical Assistance grant application to the Pipeline and Hazardous Materials Safety Administration to assess the need for a pipeline safety information center website for Contra Costa County.

**Fiscal Impact (if any):**

No financial impact. Required County staff time to support the AIA's grant could be absorbed in to existing work plans and budgets.

---

**Attachments**

HMC TWIC AIA memo 2.8.21

---

# CONTRA COSTA COUNTY HAZARDOUS MATERIALS COMMISSION

---



February 8, 2021

## MEMO

**To:** Transportation Water and Infrastructure Committee

**From:** Michael Kent, Executive Assistant to the Hazardous Materials Commission

**Re:** Letter of Support for Alamo Improvement Association Grant Application

The Hazardous Materials Commission voted unanimously at their meeting on January 28, 2021 to recommend that the Board of Supervisors write a letter of support for a Technical Assistance grant proposal being submitted to the Pipeline and Hazardous Materials Safety Administration (PHMSA) by the Alamo Improvement Association concerning pipeline safety information and education. The Hazardous Materials Commission worked successfully with the Alamo Improvement Association on implementing two previous grants it received from PHMSA, primarily by co-sponsoring public workshops on pipeline safety. The Commission also supported many of the recommendations that were in the two reports the previous grants commissioned from the Pipeline Safety Trust concerning pipeline safety.

The scope of work that the Alamo Improvement Association is proposing for the grant application will focus on preparing a survey, a needs assessment and a report:

- 1) Needs survey based on the Pipeline Information Center website Stakeholders Needs Survey
- 2) Assessment and Analysis of the Needs Survey data
- 3) Development of a website template that would address identified needs
- 4) A summary report for presentation, review and determination of follow-up

For the needs assessment, a County Department staff person(s) will be requested to complete an on-line survey. Once other stakeholders, including Industry and Community Organizations staff person(s), have completed the survey as well, the analysis and assessment of the data will be completed. The survey results, assessment and template would then be presented to the County Hazardous Materials Commission, TWIC and then the Board of Supervisors for the review. If there is support, a second grant will be applied for to create a Pipeline Information Center website or other identified needed public information and education platforms or materials.



# Contra Costa County Board of Supervisors

## Subcommittee Report

### TRANSPORTATION, WATER & INFRASTRUCTURE COMMITTEE

6.

**Meeting Date:** 02/08/2021

**Subject:** Groundwater Sustainability Plan Update - East Contra Costa Subbasin

**Submitted For:** TRANSPORTATION, WATER & INFRASTRUCTURE COMMITTEE,

**Department:** Conservation & Development

**Referral No.:** 6

**Referral Name:** Sustainable Groundwater

**Presenter:** Ryan Hernandez, DCD - Water  
Agency

**Contact:** Ryan Hernandez  
(925)674-7824

---

### **Referral History:**

This report is in fulfillment of the TWIC referral to monitor compliance of the Sustainable Groundwater Management Act.

Contra Costa County is a Groundwater Sustainability Agency (GSA) and overlies a portion of the East Contra Costa Groundwater Subbasin. Together with our partner GSAs, we are preparing a Groundwater Sustainability Plan to be submitted to the Department of Water Resources by January 31, 2022.

### **Referral Update:**

The Sustainable Groundwater Management Act (Act) authorizes local agencies to manage groundwater in a sustainable fashion. The Act requires all high- and medium priority groundwater basins, as designated by the California Department of Water Resources (DWR), to be managed by a GSA. The East Contra Costa Groundwater Subbasin (Subbasin) is designated a medium priority basin, (DWR Basin 5-22.19, San Joaquin Valley). Including the County, there are seven GSAs that overlie the Subbasin, the Cities of Antioch and Brentwood, Byron Bethany Irrigation District, Diablo Water District, Discovery Bay Community Services District and East Contra Costa Irrigation District (together Overlying Agencies). Contra Costa Water District (CCWD) is a member of the working group and contributes to the development of the GSP.

The County GSA continues to work cooperatively with the Overlying Agencies and CCWD to develop a singular GSP.

We are:

- attending and participating in monthly planning meetings;
- creating maps;

- helping develop a groundwater website <https://www.eccc-irwm.org/about-sgma>;
- establishing an email account to answer questions about groundwater - [groundwaterinfo@dcd.eccounty.us](mailto:groundwaterinfo@dcd.eccounty.us);
- establishing and maintaining a current list of stakeholders, and
- publishing timely notices in local newspapers of opportunities to participate and/or comment on the development of the GSP.

We are continuing to seek public comment on draft chapters of the GSP as they become available. It is our intent to publish a complete draft GSP this summer in anticipation of bringing the draft GSP to the Board of Supervisors before the end of the year.

**Recommendation(s)/Next Step(s):**

RECEIVE report on the preparation of a draft Groundwater Sustainability Plan. The Board of Supervisors will consider adopting the draft GSP later this year per the Sustainable Groundwater Management Act, and DIRECT staff as appropriate.

**Fiscal Impact (if any):**

Costs to prepare the groundwater sustainability plan will be divided evenly among the parties to the MOU, except that the County may elect to satisfy some or all of its cost-share obligation through in-kind services performed by County staff, which will be funded by the Water Agency.

---

---

**Attachments**

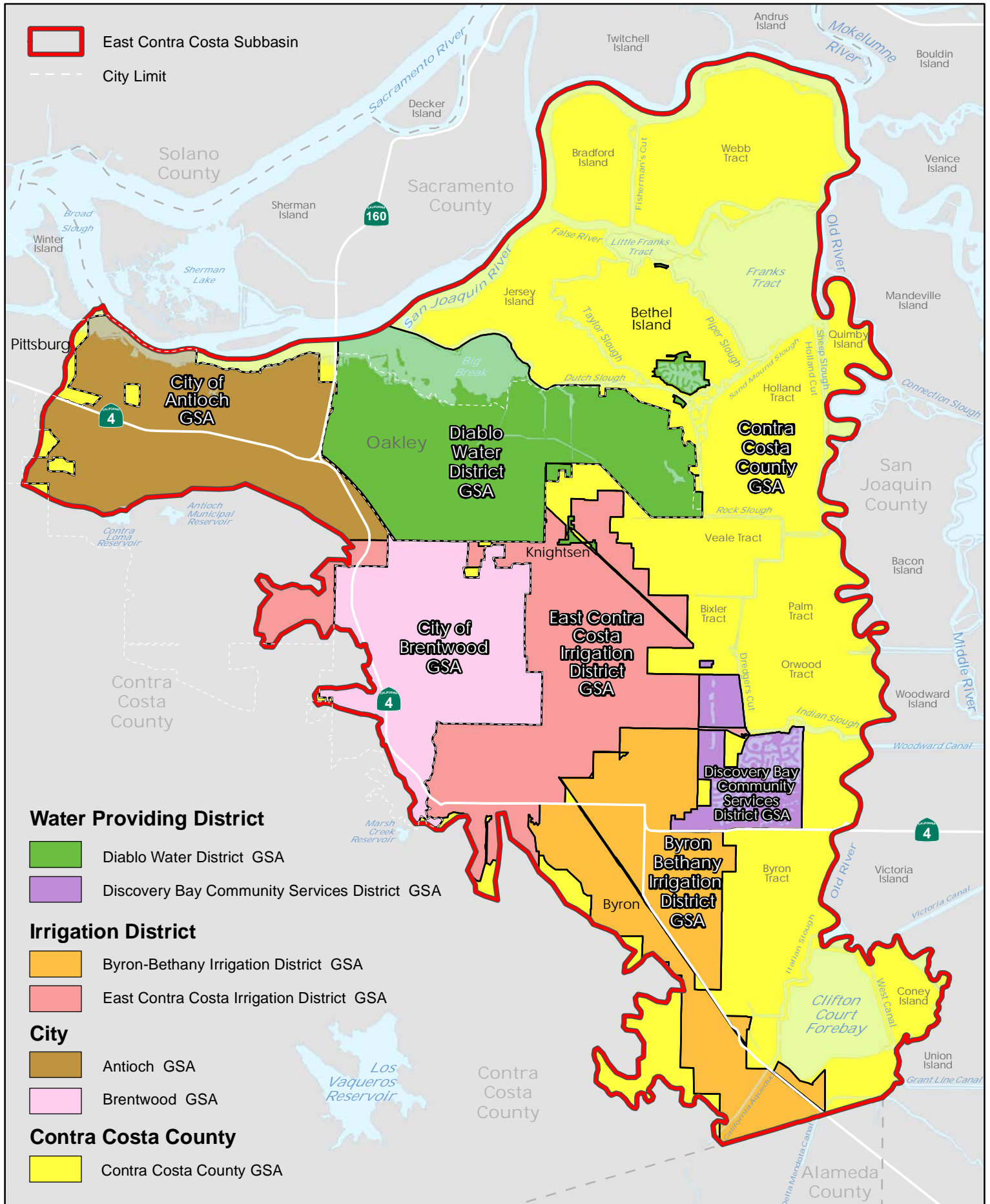
[ECC Subbasin Map](#)

[ECC Subbasin Presentation](#)

---

---

# Groundwater Sustainability Agencies in the East Contra Costa Subbasin (5-022.19)



Map created 08/26/2019  
 by Contra Costa County Department of  
 Conservation and Development, GIS Group  
 30 Muir Road, Martinez, CA 94553  
 37:59:41.791N 122:07:03.756W

This map or dataset was created by the Contra Costa County Department of Conservation and Development with data from the Contra Costa County GIS Program. Some base data, primarily City Limits, is derived from the CA State Board of Equalization's tax rate areas. While obligated to use this data the County assumes no responsibility for its accuracy. This map contains copyrighted information and its reproduction in any form or by any means, electronic or mechanical, including photocopying, recording, or by any information storage and retrieval system, without permission in writing from the County of Contra Costa is prohibited. Users of this map agree to read and accept the County of Contra Costa disclaimer of liability for geographic information.

Miles





## East Contra Costa Subbasin and SGMA Ryan Hernandez

*Maintaining a Sustainable East Contra Costa Subbasin*

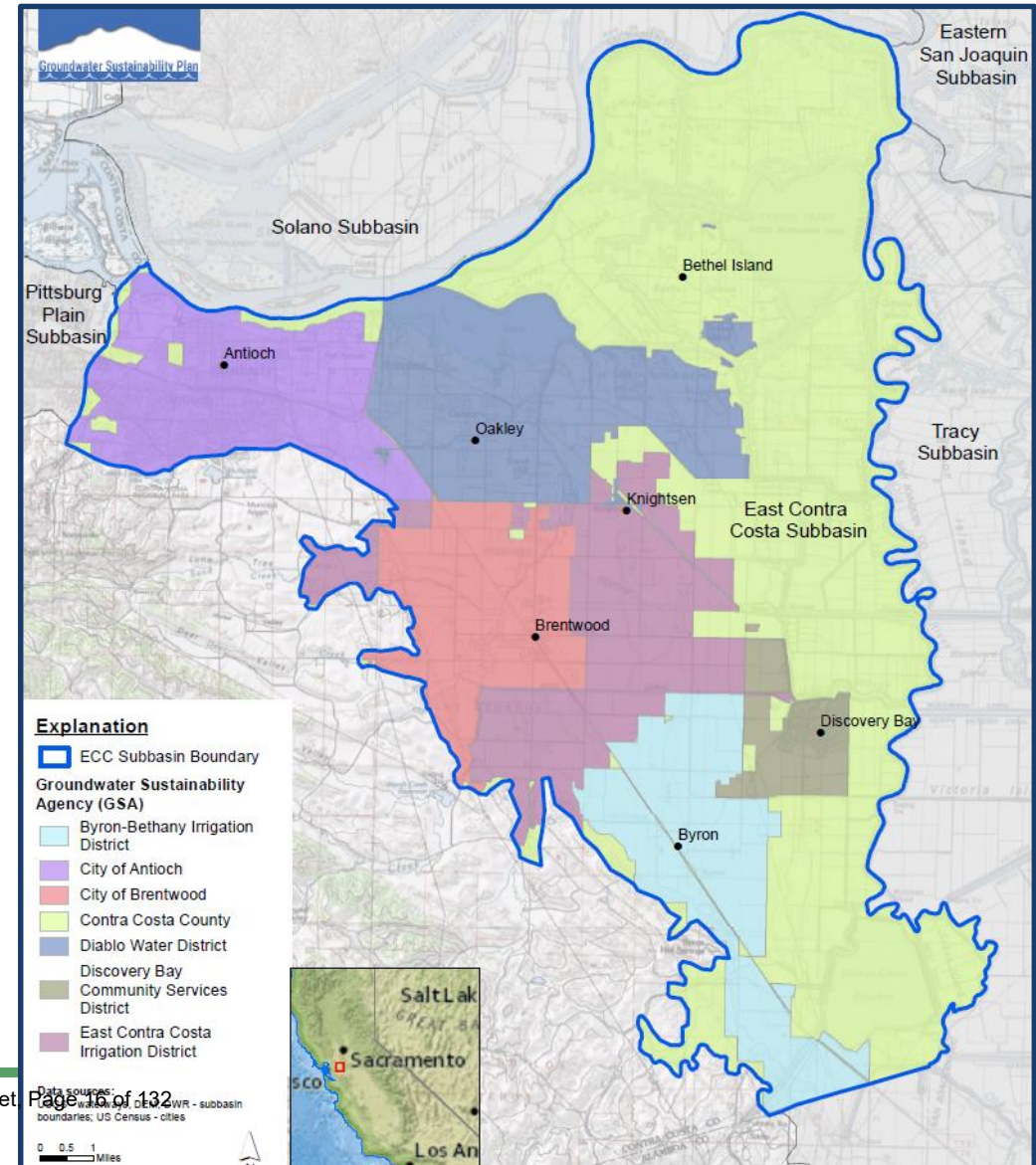
02/08/21 TWC Meeting - Agenda Packet, Page 16 of 18



# East Contra Costa Subbasin Entities

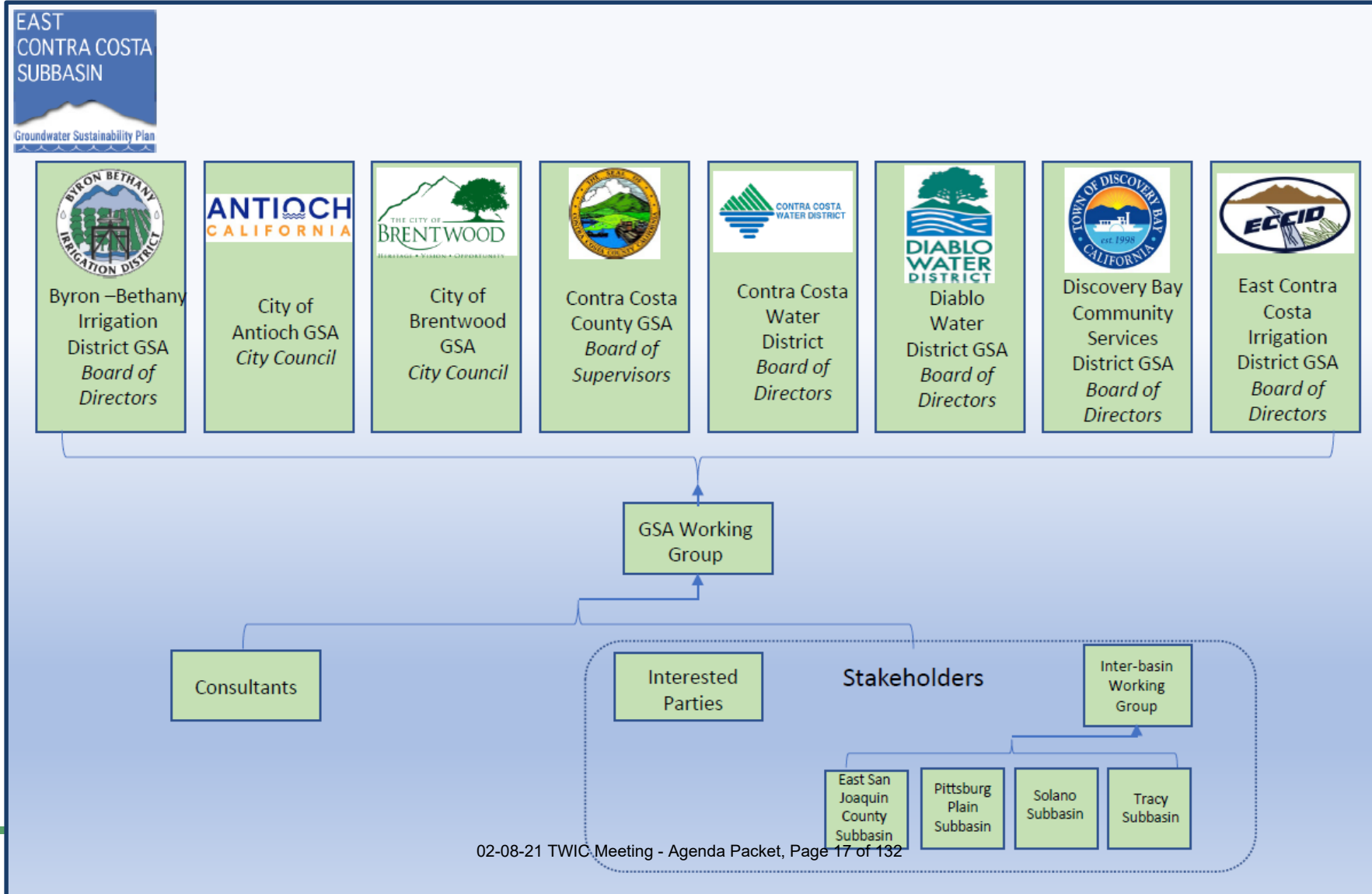


- ECC Subbasin-106,600 acres
- 7 GSAs
  - Byron-Bethany Irrigation District
  - City of Antioch
  - City of Brentwood
  - Contra Costa County
  - Diablo Water District
  - Discovery Bay
  - East Contra Costa Irrigation District
- CCWD





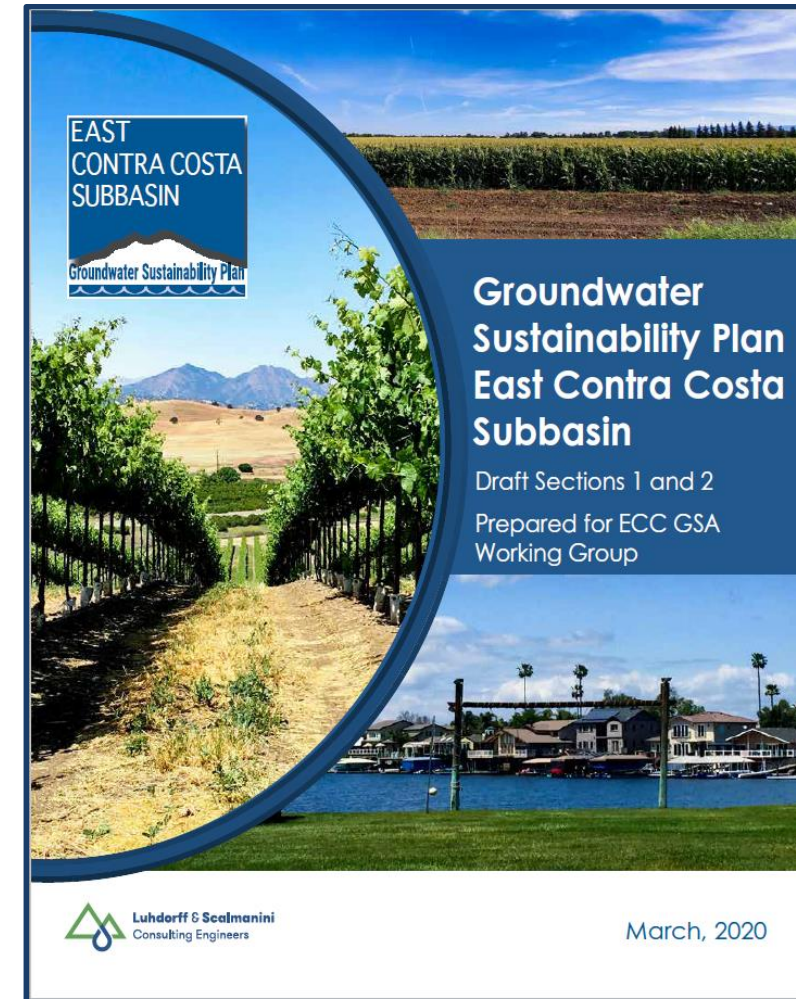
# East Contra Costa Subbasin Governance



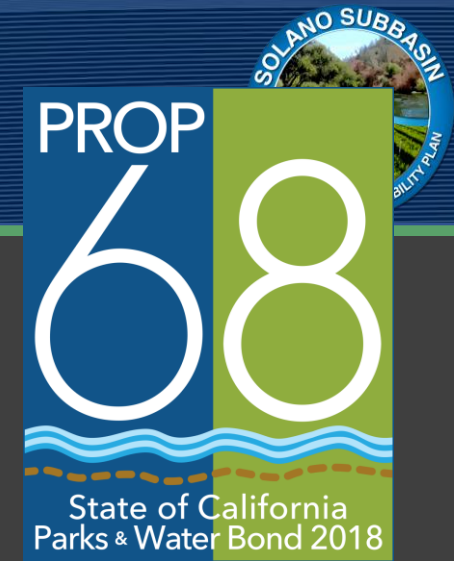
# ECC Groundwater Sustainability Plan TOC

## Groundwater Sustainability Plan Sections

1. Introduction-Agency Information
2. Plan Area-Water Resources Programs, Land Uses Elements
3. Basin Setting-Hydrogeologic Conceptual Model, Groundwater and Surface Water Conditions
4. Water Supply-Historical, Current and Projected water use
5. Water Budget
6. ECC Sustainability Goal
7. Monitoring Data Management and Reporting
8. Sustainable Groundwater Management
9. Plan Implementation



# Paying for ECC GSP



- Grants (Prop 1 and 68)      \$1,616,905
- Cost Share (ECC Entities)      \$575,933
- Total      = \$2,192,838

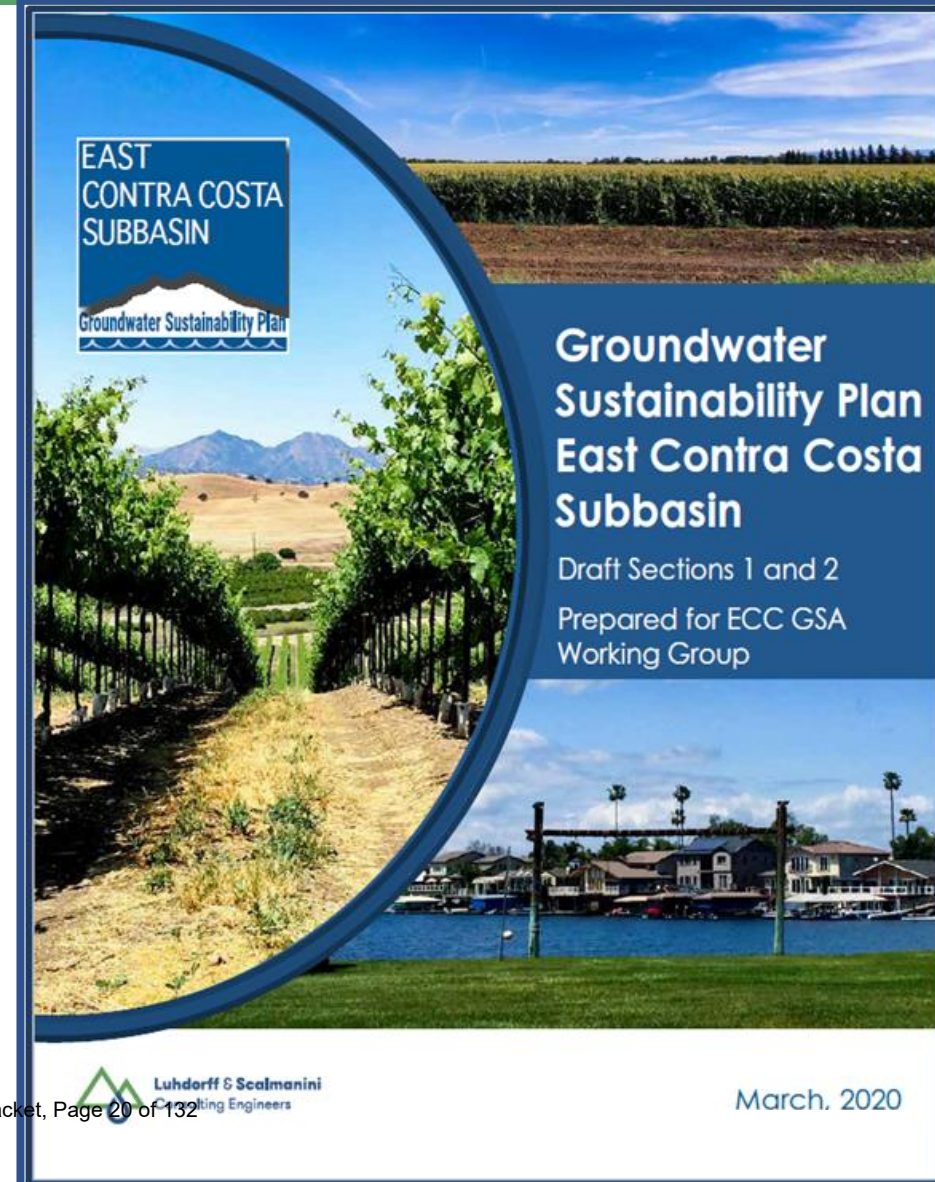


\$108,600 grant funds are contingent upon future appropriation of Prop 1 funding.



# Looking Ahead: Draft GSP in 2021

- Draft GSP Sections 1-4 posted on website
- Winter 2021: Defining sustainability criteria (including undesirable results)
- Spring 2021: Develop concepts for projects and management actions
- Modeling: anticipate completion of model calibration and running project-related and future conditions scenarios in Spring 2021
- Complete Draft GSP Summer/Early Fall 2021





Thank you

Questions?

How to contact us:

[groundwaterinfo@dcd.cccounty.us](mailto:groundwaterinfo@dcd.cccounty.us)

or

[Ryan.Hernandez@dcd.cccounty.us](mailto:Ryan.Hernandez@dcd.cccounty.us)



RECEIVE update, and RECOMMEND that the Board of Supervisors sign a letter of support for the WCCTAC grant submittal for the Richmond Parkway Regional Multimodal Mobility Study to the Caltrans Sustainable Communities Grant Program.

**Fiscal Impact (if any):**

None. The WCCTAC request is limited to a letter of support, no local matching funds. County staff time participating in the WCCTAC-led study is covered under existing workplans and budgets.

---

---

**Attachments**

Exhibit A - BOS Letter of Support for WCCTAC Study

---

---

# The Board of Supervisors

County Administration Building  
1025 Escobar Street  
Martinez, California 94553-1293

**John M. Gioia**, 1<sup>st</sup> District  
**Candace Andersen**, 2<sup>nd</sup> District  
**Diane Burgis**, 3<sup>rd</sup> District  
**Karen Mitchoff**, 4<sup>th</sup> District  
**Federal D. Glover**, 5<sup>th</sup> District

# Contra Costa County



**Monica Nino**  
Clerk of the Board  
And  
County Administrator  
(925) 655-2000

[Insert date here]

Mr. John Nemeth  
Executive Director  
West Contra Costa Transportation Advisory Committee  
6333 Potrero Avenue, Suite 100  
El Cerrito, CA 94530

Dear Mr. Nemeth,

I'm writing to express the Contra Costa County Board of Supervisors' support for the West Contra Costa Transportation Advisory Committee's (WCCTAC) Sustainable Communities Planning Grant to study the Richmond Parkway Corridor. I understand these planning efforts will include formulating solutions to reduce cut-through, truck, and commuter traffic on local streets in North Richmond.

The North Richmond community includes vibrant residential areas that are continually working to improve their quality of life. Currently, North Richmond experiences a high number of trucks and semi-trucks that drive through the neighborhood on the same streets where children walk to school and seniors that travel to health and community services. Addressing the issue of high truck volume on local neighborhood streets would reduce stress, reduce noise and air pollution, improve the walkability of the community, and support a sense of community pride.

The study would not only address the deficiencies in the movement of goods, but also optimize the regional corridor. The comprehensive plan for this corridor will not only facilitate jobs related to adjacent industrial land uses but can also facilitate access to clean active modes of transportation so residents can take advantage of the San Francisco Bay Trail, which is adjacent to the Richmond Parkway Corridor. Improvements to the corridor could result in an incredible resource that would benefit everyone.

The County strongly supports these efforts and is optimistic that this study could be an important step in investing in the North Richmond community.

Sincerely,

Diane Burgis, Chair  
Contra Costa County Board of Supervisors





# Contra Costa County Board of Supervisors

## Subcommittee Report

### TRANSPORTATION, WATER & INFRASTRUCTURE COMMITTEE

8.

**Meeting Date:** 02/08/2021

**Subject:** CONSIDER report: Local, Regional, State, and Federal Transportation Issues: Legislation, Studies, Miscellaneous Updates, take ACTION as Appropriate

**Submitted For:** TRANSPORTATION, WATER & INFRASTRUCTURE COMMITTEE,

**Department:** Conservation & Development

**Referral No.:** 1

**Referral Name:** REVIEW legislative matters on transportation, water, and infrastructure.

**Presenter:** John Cunningham, DCD

**Contact:** John Cunningham  
(925)674-7883

---

#### **Referral History:**

This is a standing item on the Transportation, Water, and Infrastructure Committee referral list and meeting agenda.

#### **Referral Update:**

In developing transportation related issues and proposals to bring forward for consideration by TWIC, staff receives input from the Board of Supervisors (BOS), references the County's adopted Legislative Platforms, coordinates with our legislative advocates, partner agencies and organizations, and consults with the Committee itself.

This report includes four sections, 1: LOCAL, 2: REGIONAL, 3: STATE, and 4: FEDERAL.

#### **1. LOCAL**

No report in February.

#### **2. REGIONAL**

No report in February.

#### **3. STATE**

Mr. Watts will attend the February Committee meeting to provide a verbal supplement to the attached report.

#### **4. FEDERAL**

No report in February.

**Recommendation(s)/Next Step(s):**

Page 26 of 132

CONSIDER report on Local, Regional, State, and Federal Transportation Related Legislative Issues and take ACTION as appropriate.

**Fiscal Impact (if any):**

There is no fiscal impact.

---

**Attachments**

February 2020 TWIC Legislative Report

---

# Smith, Watts & Company, LLC.

## Consulting and Governmental Relations

February 3, 2021

TO: Transportation, Water, and Infrastructure Committee

FROM: Mark Watts

SUBJECT: Sacramento Report – February TWIC Meeting

---

This report provides a status update on activities undertaken by the Newsom Administration and key legislative or state budget activities.

### LEGISLATURE

#### *Legislative Policy Committee Appointments*

Assembly Speaker Rendon and Senate Pro Tem Atkins released their announced changes in committee membership and leadership in the past couple of days.

On the Assembly side, Speaker Rendon appointed Assembly Member Jim Frazier to the Assembly Government Organization Committee, replacing Assembly Member Adam Gray, leaving a vacancy on the Assembly Transportation Committee.

Speaker Rendon's new Transportation Committee Chair is Assembly Member Laura Friedman (D-Glendale) a strong advocate for alternative transportation modes. Previously, Assembly Member Friedman served as Chair of the Assembly Natural Resources Committee and is looking to accomplish an environmental agenda through her new position.

On the Senate side, Senator Lena Gonzalez (D-Long Beach) has been appointed to chair the Senate Transportation Committee which was vacant with Senator Jim Beall having termed out of office.

#### *Budget Committees*

With the budget proposed by the Governor to address state response and recovery through the current year and next fiscal year having been made in early January, we anticipate some very near-term budget activities in the next week or so, related to adjustments to the current year budget, as well as several items to be considered in the coming months; ultimately the vast majority of the 2021-22 state budget will be handled in a timely manner, as much is dependent on work load and revenue adjustments as part of the May Revision process. It is also important to stay on top of how the budget committees are formed:

Senate - Senate President pro Tempore Atkins has since appointed Senator Nancy Skinner (D-Berkeley) to be the next Chair for the Senate Budget and Fiscal Review Committee and reorganized the Senate Budget

# Smith, Watts & Company, LLC.

## Consulting and Governmental Relations

Subcommittees. Senator Maria Elena Durazo (D-Los Angeles) is now Chair of Budget Subcommittee Number Five on Corrections, Public Safety, Judiciary, Labor, and **Transportation**.

Assembly - Assembly Member Richard Bloom (D-Santa Monica) will remain Chair of Assembly Budget Subcommittee Number Three on Resources and **Transportation**.

### *Overall Legislative Priorities*

During last week's swearing in, legislative leaders identified their priorities for next year highlighting in particular the need to move on housing production, broadband access, further policing reforms, and continued response to the pandemic's economic toll. The Legislature reportedly will also consider a fracking ban in the year ahead, although Assembly Speaker Rendon cautioned that environmental policies must contain labor protections so as to not leave workers behind as the state moves away from fossil fuels.

### **STATE BUDGET UPDATE**

#### FY 2021-22 January Budget

The Newsom Administration is working on 2021-22 proposed state spending plan which we anticipate will be released on Friday, January 8.

The FY 2021-22 January Budget proposal will surely include proposals for how to spend the surprising influx of one-time available revenues that could be as high as \$26 billion per an assessment by the Legislative Analyst's Office. However, despite the one-time surplus anticipate in 2021, the state does face an ongoing operating deficit. We also are hearing that the Governor will likely advance a mid-year budget package, perhaps laying out recommended early 2021 expenditures as part of his January plan. Possible elements of a mid-year package could include small business relief, additional assistance for the COVID public health response (i.e., testing, vaccinations), direction on any new federal stimulus dollars, and restorations of 2020-21 budget cuts.

### **NEWSOM ADMINISTRATION**

#### Appointments

Governor Gavin Newsom announced the appointment of Liane Randolph last week as the new Chair of the California Air Resources Board. Below is a brief bio for Ms. Randolph and a notice of the appointment of Dee Dee Myers as an adviser to the Governor and head of GoBiz.

**Liane Randolph**, 55, of Oakland, has been appointed Chair of the California Air Resources Board. Randolph has been a Commissioner at the California Public Utilities Commission since 2105. She was Deputy Secretary and General Counsel at the California Natural Resources Agency from 2011 to 2014 and an

# Smith, Watts & Company, LLC.

## Consulting and Governmental Relations

Attorney at Pillsbury, Winthrop, Shaw, Pittman from 2007 to 2011. She served as Chair of the California Fair Political Practices Commission from 2003 to 2007, where she also served as a Staff Attorney from 1996 to 1997. Randolph served as San Leandro City Attorney and was a Principal at Meyers Nave from 2000 to 2003, where she was an Associate from 1997 to 2000. She was an Attorney at Remcho, Johansen and Purcell from 1994 to 1996 and an Associate at Manatt, Phelps and Phillips from 1993 to 1994. She earned a Juris Doctor degree from the University of California, Los Angeles School of Law.

Governor Newsom also recently announced that former Clinton White House Press Secretary **Dee Dee Myers** will serve as Senior Adviser to the Governor and Director of the Governor's Office of Business and Economic Development (GO-Biz). In her new role, Myers will focus on economic recovery and advise on the vaccine roll-out.

### Coronavirus Response and Relief Supplemental Appropriations Act

This pandemic relief and recovery act was signed into law on December 27, 2020. Included within the act is funding to aid the nation's states transportation programs, from which California will receive approximately \$900 million. The act provides a total of \$10 billion through the pre-existing Surface Transportation Block Grant (STBG) program. Per H.R. 133, funds can be programmed to STBG eligible projects as well as for preventative maintenance, routine maintenance, operations, and personnel.

Consistent with comments made at the CTC meeting last week by Caltrans Director Omishakin, there is general agreement on sharing the federal assistance funds, 60% to state, 40% to regional/locals. CSAC is closely monitoring the availability to ensure that local agencies receive a proper share.



# Contra Costa County Board of Supervisors

## Subcommittee Report

### TRANSPORTATION, WATER & INFRASTRUCTURE COMMITTEE

9.

**Meeting Date:** 02/08/2021

**Subject:** UPDATE on the Accessible Transportation Strategic Plan.

**Submitted For:** TRANSPORTATION, WATER & INFRASTRUCTURE COMMITTEE,

**Department:** Conservation & Development

**Referral No.:** 18

**Referral Name:** REVIEW transportation plans and services for specific populations, including but not limited to...the Contra Costa County Accessible Transportation Strategic Plan.

**Presenter:** John Cuningham, DCD

**Contact:** John Cunningham  
(925)674-7833

---

#### **Referral History:**

The Committee has received occasional updates on the Accessible Transportation Strategic (ATS) Plan which was initiated in 2019. The Draft Final Plan is now available and is attached to this report. This is a joint effort between the Contra Costa Transportation Authority (CCTA) Board and the County, with CCTA acting as lead agency.

Peter Engel, CCTA Director of Programs and lead agency staff overseeing the ATS Plan, will attend the February TWIC meeting.

#### **Referral Update:**

##### **Accessible Transportation Strategic (ATS) Plan Background**

**Origin:** The ATS Plan was a recommendation in CCTA's 2017 Contra Costa Countywide Transportation Plan (CTP). The CTP identified a need to address the challenges associated with: (1) different types of accessible transportation services for older adults and people with disabilities; (2) multiple transportation providers including cities, transit operators, social services agencies, and non-profit organizations; and (3) diverse, and sometimes overlapping, service areas.

In order to fund the ATS Plan, CCTA and the County jointly developed a successful Caltrans Sustainable Communities Transportation Planning Grant which was awarded in 2018.

**Purpose:** The ATS Plan addresses the unfulfilled recommendations in the three previous countywide studies which were similar in scope (1990, 2004, 2013) and responds to the expectations set in the 2016 and 2020 Transportation Expenditure Plans (TEP), which was to "implement a customer-focused, user-friendly, seamless coordinated system".

In addition, the ATS Plan helps fulfill a requirement placed on CCTA in 2019 by the Metropolitan

Transportation Commission (MTC) in its Resolution 4321, that CTAs/CMAs must meet the following mobility management requirement: “Each county must establish or enhance mobility management programs to help provide equitable and effective access to transportation.” Mobility management in this context refers to a centralized point of contact that facilitates ease of use of a variety of transportation modes by people with disabilities and older adults.

**Scope of Work:** The ATS Plan has three primary goals:

- Evaluate the existing services and provide corresponding recommendations for improvements
- Identify alternative models for service delivery, present those alternatives to stakeholders, and select a final preferred model
- Develop a detailed implementation plan for that model

**Oversight:** The ATS Plan is overseen by a Technical Advisory Committee (TAC) comprised of Regional Transportation Planning Committee representatives, transit staff, city staff familiar with accessible transit, a representative of veterans services, elder/disabled advocates, Contra Costa Health Services, and the Metropolitan Transportation Commission.

Oversight is also provided by the Policy Advisory Committee (PAC) which is comprised of executive leadership from the non-profit/advocacy community and transit agencies, elected officials representing the Contra Costa Transportation Authority and Board of Supervisors, and Contra Costa Health Services.

Detailed membership rosters are included on page 1-5 of the attached ATS Plan.

**Update**

The ATS Plan is currently in draft final form and is attached to this report. Consistent with the purpose and scope described above, the Plan is comprehensive and covers a range of specific programs, agencies, policies, and history. At the TWIC meeting staff will limit the presentation to:

- 1) A summary of the "Task Force/Coordinated Entity" Recommendations of the ATS Plan (Page 5-1), and
- 2) Discussion of potential Board of Supervisors actions.

Once the item is in front of the full Board of Supervisors staff would like to have the Nelson/Nygaard consultant team provide a full presentation.

**1) Task Force/Coordinated Entity Recommendations of the ATS Plan**

The ATS Plan provides a two-step recommendation to address the need for a new entity to oversee accessible transit issues in the County. First, a Task Force similar to the composition of the ATS PAC would be formed. Second, that Task Force would "define and establish a dedicated countywide Coordinated Entity". The rationale for the new entity is described in detail in the ATS Plan, in summary there is general agreement that without an ongoing entity this plan would remain "on a shelf" similar to the past 3 studies.

In addition to defining the Coordinated Entity the Task Force would also be charged with 1) identifying funding for implementation, and 2) determining what agency would implement the other ATS recommendations.

**Discussion**

- The Task Force/Coordinated Entity recommendation generated discussion at the most recent ATS PAC meeting with comments addressing what type of entity that could/should be.
- Significant concerns regarding the need for new funding were raised several times at the January 28th ATS PAC meeting. The comments were consistent with the ATS Plan which unequivocally states the

need for new revenue, "Additional funding will be necessary to implement any of the recommendations...a significant need will be ongoing funding to support operations...With the failures of the 2016 and 2020 transportation sales tax efforts the opportunities for additional public sector secured revenue are limited."

## 2) Proposed Board of Supervisors Actions

The ATS Plan describes the broader accessible transit ecosystem as follows: "...responsibilities in this area are diffused over numerous agencies and differing service areas", and "...accessible transit is somewhat unique in terms of transportation governance; there is no agency that has the established, sole authority to assume leadership in this area..."

Given the complex governance nature of accessible transportation and Americans with Disabilities Act paratransit and the various relevant County Departments that have transportation responsibilities and needs, staff will propose appropriate BOS action language but would like feedback from the Committee.

### Discussion

- The County does have some of the "diffused responsibilities" in this service area, staff would like the Board of Supervisors action to include direction to impacted Departments to cooperate with the Task Force to identify overlapping service areas and opportunities for collaboration. At a minimum, these would include Contra Costa Health Services, Employment and Human Services, and Public Works (General Services).
- During the 1/28/21 ATS PAC meeting a number of concerns were raised regarding the Task Force and the (eventual) Coordinated Entity recommendation. Specifically, concern was expressed that current Measure J funding allocations should not be compromised due to this effort. The ATS staff team has discussed addressing these concerns with BOS and/or CCTA Board action.

### Schedule/Next Steps:

Monday, February 8: Contra Costa County Board of Supervisors: Transportation, Water and Infrastructure Committee

Wednesday, March 3: Contra Costa Transportation Authority: Planning Committee

Tuesday, March 9: Board of Supervisors

Wednesday, March 17: Contra Costa Transportation Authority: Board of Directors

### Other Notes

- At the outset of the planning process staff from the Department of Conservation and Development and Contra Costa Health Services (including the Health Plan) had several exploratory meetings to discuss how the ATS Plan could support CCHS operations and how they could be more involved in the process. The collaboration was not continued due to the overwhelming demands of the COVID-19 response.
- Outreach to Veterans Affairs generated useful information that was previously unknown to ATS staff and the consultant team. In summary, issues with transportation services for veterans are similar to the broader population, there are significant service gaps and eligibility limitations and it is difficult to navigate transportation benefit administrative requirements.
- The WCCTAC Board discussed the ATS Plan at their 1/22/21 meeting, comments included Debora Allen (BART Board) noting that there is plenty of analysis, leadership and political champions are needed, Tom Butt (Mayor, Richmond) questioned why there are so many agencies running this type of service, his own city has had challenges running a program,



Page 33 of 132  
and there is a need for coordination and a model to serve the whole county, Rita Xavier (Vice-Mayor, San Pablo) commented that there needs to be a countywide solution, and Chris Kelley (Mayor, Hercules) expressed support for a one-call, one-click system.

**Recommendation(s)/Next Step(s):**

Receive the update on the Accessible Transportation Strategic Plan, recommend that the Board of Supervisors consider the item, and direct staff as appropriate.

**Fiscal Impact (if any):**

None.

---

**Attachments**

DRAFT Final ATS Plan

---



CONTRA COSTA  
 transportation  
 authority



DRAFT

# Contra Costa Accessible Transportation Strategic Plan



January 2021



## Table of Contents

	Page
<b>1 Introduction.....</b>	<b>1-1</b>
<b>2 Existing Conditions .....</b>	<b>2-1</b>
Demographics.....	2-1
Equity Considerations .....	2-4
Access to Medical Facilities.....	2-8
Transit Funding Summary.....	2-9
Transportation Resources in Contra Costa County .....	2-14
<b>3 Outreach .....</b>	<b>3-1</b>
Outreach Plan .....	3-1
Survey .....	3-5
Web Outreach .....	3-18
Presentations.....	3-19
Focus Groups .....	3-19
Telephone Town Hall.....	3-22
Stakeholder Interviews.....	3-25
<b>4 Identification of Transportation Needs and Gaps .....</b>	<b>4-1</b>
<b>5 Recommended Strategies .....</b>	<b>5-1</b>
Establish A Coordinated Structure .....	5-1
Mobility Strategies .....	5-5
Proposed Prioritization of Strategies.....	5-10
Transportation Strategy Evaluation Criteria .....	5-10
Presentation of Final Strategy Recommendations .....	5-17
<b>6 Implementation Plan .....</b>	<b>6-1</b>

## Table of Figures

	Page
Figure 2-1 Population Density .....	2-1
Figure 2-2 Population Density of Older Adults .....	2-2
Figure 2-3 Population Density of People with Disabilities.....	2-2
Figure 2-4 Distribution of Type of Disabilities in Contra Costa County .....	2-3
Figure 2-5 Population Density of Veterans with Disabled Veterans .....	2-3
Figure 2-6 Median Household Income with Low Income Population.....	2-4
Figure 2-7 Distribution of People of Color.....	2-5
Figure 2-8 Race and Ethnicity in Contra Costa County .....	2-5
Figure 2-9 Population Density of People with Limited English Proficiency.....	2-6
Figure 2-10 Languages spoken by Limited English-speaking Households in Contra Costa County.....	2-6
Figure 2-11 Transit Service Area with Potential Transit Need.....	2-7
Figure 2-12 Medical Facilities .....	2-8
Figure 2-13 Program 15 funds allocation by Sub-Region .....	2-12

Figure 2-14	Funding Forecast Measure J Program 15 and 20b .....	2-13
Figure 2-15	Definitions of Types of Transportation Resources in Contra Costa County	2-14
Figure 2-16	Providers of Fixed-Route Transit and ADA-Mandated Paratransit in Contra Costa County .....	2-17
Figure 2-17	Transit and Paratransit Service Areas.....	2-18
Figure 2-18	Summary of ADA-Mandated Paratransit Programs in Contra Costa County .....	2-18
Figure 2-19	Summary of City-Based Paratransit Programs .....	2-21
Figure 2-20	Community-Based Transportation Programs .....	2-23
Figure 2-21	Summary of Community-Based Transportation Programs .....	2-24
Figure 2-22	Contra Costa County Volunteer Driver Programs.....	2-29
Figure 3-1	Engagement Tools and Techniques.....	3-3
Figure 3-2	Revised Flyer.....	3-4
Figure 3-3	Map showing spatial distribution of Survey Responses.....	3-5
Figure 3-4	Public Engagement Collateral .....	3-6
Figure 3-5	Respondents' Age Distribution .....	3-7
Figure 3-6	Mode Share Distribution .....	3-8
Figure 3-7	Bus Users' Distribution .....	3-9
Figure 3-8	Paratransit Users' Distribution .....	3-9
Figure 3-9	Transit and Paratransit Satisfaction Rates.....	3-10
Figure 3-10	Lyft/Uber Satisfaction Rates .....	3-10
Figure 3-11	Mode of Transportation by Regional Transportation Planning Committee Areas.....	3-11
Figure 3-12	Where Are Respondents Going?.....	3-11
Figure 3-13	Which Trips are Most Difficult to Make?.....	3-12
Figure 3-14	Most Difficult Trips for Respondents, by Area of County.....	3-13
Figure 3-15	Respondent Transportation Challenges.....	3-14
Figure 3-16	Transportation Challenges, by Area of County.....	3-15
Figure 3-17	Preferred Transportation Services.....	3-16
Figure 3-18	Preferred Transportation Services, by Area of County .....	3-17
Figure 3-19	Project Website Homepage .....	3-18
Figure 3-20	Project Website Mailing List Sign-Up Form .....	3-19
Figure 3-21	Summary of Focus Groups .....	3-20
Figure 3-22	Summary of Stakeholder Interviews .....	3-25
Figure 5-1	Strategy Prioritization .....	5-12

# 1 INTRODUCTION

## Study Background

This Accessible Transportation Strategic (ATS) Plan was born from the 2017 Contra Costa Countywide Transportation Plan (CTP). The CTP identified a need to address the challenges associated with: (1) different types of accessible transportation services for older adults and people with disabilities; (2) multiple transportation providers including cities, transit operators, social services agencies, and non-profit organizations; and (3) diverse, and sometimes overlapping, service areas.

The ATS Plan is also intended to address the unfulfilled recommendations of three previous studies which were similar in scope. While the 2016 and 2020 Transportation Expenditure Plans (TEP) did not succeed in accessing sales tax measure funds, they did further set expectations for the Plan to ultimately "implement a customer-focused, user-friendly, seamless coordinated system".

Finally, the ATS Plan helps fulfill a requirement by the Metropolitan Transportation Commission (MTC) in its Resolution 4321, that CTAs/CMAs must meet the following mobility management requirement:

"Each county must establish or enhance mobility management programs to help provide equitable and effective access to transportation." Mobility management in this context refers to a centralized point of contact that facilitates ease of use of a variety of transportation modes by people with disabilities and older adults.

MTC uses the following to define mobility management activities:

The region's [Coordinated Public Transit-Human Services Transportation Plan](#) directs counties to develop mobility management programs with three key components:

- 1) Countywide travel training,
- 2) In-person ADA paratransit certification, and
- 3) Coordination of information and referrals (I&R) through the provision of a mobility manager.

Mobility management can be led by CMAs, transit operators or other agencies including non-governmental organizations.

The following considerations apply when implementing mobility management programs:

- Current performance of mobility management functions and relevance of activities to current coordination objectives.

- Scale of geography covered within the county.
- Extent to which the process involves multiple stakeholder agencies who are aiming to improve mobility and transportation coordination for transportation-disadvantaged populations.
- The county's existing and potential capacity for carrying out mobility management functions.
- Institutional relationships and support, both financial and in-kind, including evidence of coordination efforts with other public and private transportation and human services providers.

Success of the ATS Plan hinges on several factors:

- **Leadership.** Due to responsibilities in this area being diffused over numerous agencies and differing service areas, strong and persistent leadership at the elected official, staff, and agency levels are necessary for success. A study cited during the ATS planning process describes a critical barrier to success as, "*Politics, Politics, Politics*". Contra Costa will need strong leadership to combat the effects of this.
- **Funding.** Additional funding will be necessary to implement any of the recommendations. One-time funding through grants and other sources can typically be found for capital purchases and other discrete expenses. However, a significant need will be ongoing funding to support operations. With the failures of 2016 and 2020 transportation sales tax efforts the opportunities for additional public sector secured revenue are limited.
- **Collaboration.** Given the broad range of mobility needs and the strategies intended to satisfy those needs, stakeholders will need to ensure a high level of collaboration in their efforts to prioritize strategies for implementation.

Inclusive and equitable public engagement is a key focus of this study effort. This includes input from organizations, key stakeholders, and the broader Contra Costa community. The study process is assisted and overseen by a Technical Advisory Committee and a Policy Advisory Committee. In March 2020, due to the COVID-19 outbreak, the project team reconfigured the outreach plan to go "virtual" to allow people to participate safely.

## Study Context

Contra Costa County is a relatively large county in terms of population (1,160,000 in 2020 – third most populous in the Bay Area) and area (804 square miles). The County contains 17 cities, two towns, and a number of census-designated places and unincorporated areas.

The Contra Costa Transportation Authority (CCTA) is a local transportation authority enabled under the California Public Utilities Code for the purpose of administering a transportation sales tax, Measure J (2004), which continues work begun under Measure C (1988). CCTA also serves as the Contra Costa County Congestion Management Agency. CCTA also prepares a Measure J Strategic Plan approximately every two years and

coordinates with cities, the County, transit districts, other special districts, and/or Caltrans to implement transportation projects. For planning purposes, the County is divided into four distinct CCTA planning sub-regions (west, east, central, southwest) each with its own Regional Transportation Planning Committee. The four committees and areas are:

- **SWAT (Southwest Area Transportation Committee)** in Southern Contra Costa County – cities of Lafayette, Orinda, and San Ramon; the towns of Danville and Moraga; and the unincorporated area of Southern Contra Costa County
- **WCCTAC (West Contra Costa Transportation Advisory Committee)** in West Contra Costa County – cities of El Cerrito, Hercules, Pinole, Richmond, San Pablo; and the unincorporated areas of Western Contra Costa County
- **TRANSPAC (Transportation Partnership and Cooperation)** in Central Contra Costa County – six Central Contra Costa jurisdictions including the cities of Clayton, Concord, Martinez, Pleasant Hill, Walnut Creek and the unincorporated area of Central Contra Costa County
- **TRANSPLAN in Eastern Contra Costa County** – the Cities of Antioch, Brentwood, Oakley and Pittsburg, and the unincorporated areas of Eastern Contra Costa County.

CCTA and the County have integrated the growing challenges facing seniors, people with disabilities, and eligible veterans in accessing needed transportation in the recommended strategies of this report. In many jurisdictions services are siloed between transit agencies, social service agencies, cities, and non-profit organizations. In terms of fixed-route transit, the County is served by AC Transit, BART, County Connection, Tri Delta Transit, and WestCAT. Programs offered by other organizations abound, including three adjacent City operated paratransit programs in West County to the Lamorinda Spirit Van, to Walnut Creek's Lyft Pilot Program. Seniors and people with disabilities face significant challenges navigating a disparate transportation system. In addition, the proportion of seniors in the population is growing significantly. This will in turn lead to an increase in persons eligible for ADA paratransit services and a continuing magnification of related transportation challenges as the population ages and the need for transportation resources grows.

CCTA and the County have demonstrated a strong commitment to meeting these challenges. Different partners within the County have completed previous paratransit-related studies in 1990, 2004, and 2013. Funding for transportation for seniors and disabilities is allocated in Measure J (and had either Measure X (2016) or Measure J (2020) passed, more funding would be available).

CCTA and the County applied for the Caltrans Sustainable Communities Transportation Planning grant and agreed it would be managed by the CCTA with assistance from the Contra Costa County Department of Conservation and Development. As part of the preparation for the project, CCTA and the County: met with each transit agency to ensure they were supportive of the study, consulted with CCTA's Bus Transit Coordinating Committee, and had each transit agency review and comment on the Scope of Work before the study was initiated.

Different partners within the County have completed previous paratransit-related studies. Three that stand out are the 1990 Contra Costa County Paratransit Plan, the 2004 Contra Costa County Paratransit Improvement Study, the 2013 Contra Costa County Mobility Management Plan, and the 2018 West Contra Costa Transportation Advisory Committee (WCCTAC) Transportation Needs Assessment. While many of the strategies recommended in those plans are considered to be best practices in other locations, a significant proportion have not been implemented in the County. There are a variety of reasons for this failure to implement, such as lack of political support, structural issues related to the existence of multiple agencies involved in service delivery, and the lack of funding. A primary factor in CCTA's design and development of this study was to address these previously seen barriers in order to ensure that similar recommendations from this study do not meet the same fate.

As part of this study process, the consultants and County staff identified the reasons for failure to implement earlier recommendations, and sought to either recommend ways of avoiding similar problems or documenting the reasons why these should not be considered for future implementation. **It should be noted that the process incorporated into the present study is far more collaborative and engaging than was the case in previous studies. It is therefore anticipated that the recommended strategies will have greater community and agency support than previous efforts, and therefore have a greater likelihood of implementation.**

The study's three primary goals were to:

- Evaluate the existing services and provide corresponding recommendations for improvements
- Identify alternative models for service delivery, present those alternatives to stakeholders, and select a final preferred model
- Develop a detailed implementation plan for that model

Any study related to transportation for seniors and people with disabilities is not complete without addressing issues of funding and demand. CCTA and the County recognize that funding for these areas is limited and/or stagnant. Grants for planning (e.g. Caltrans) and mobility management pilots may be obtained (e.g. FTA 5310) but jurisdictions must still establish funding for ongoing operations. Significant portions of current funding, such as for ADA-mandated paratransit programs, are restricted on how and to whom they can provide service. Regulatory concerns also affect transportation to and from healthcare, and cross-jurisdictional travel. Although some organizations and jurisdictions have proposed legislative fixes to these issues, it is challenging to change State or Federal law.

Nationwide, ADA-mandated paratransit costs per trip continue to rise significantly. Programs viewed as "silver bullets" have proven failures in meeting their cost-cutting objectives. Numerous instances exist in which suppressed demand has been viewed as the most effective way of sustaining the financial future of transportation services to seniors and people with disabilities. While improvements and increases to service enhance the quality of life for these populations, they generally do not reduce overall costs.



In contrast to the approaches described above, County agencies view this study as an opportunity to consider systemic changes to transportation service delivery to seniors and people with disabilities. The County’s objective in this study is to examine how things have always been done and implement a truly rider-focused and equitable program that will be sustainable in the long-term. **This approach would bring paratransit, and its growing user base, into a more equitable position relative to other users of the transportation system which benefit from regular improvements and expansions to services and infrastructure.**

## Study Oversight Structure

This Accessible Transportation Strategic (ATS) Plan effort was a partnership between CCTA and the County, funded by a Caltrans Sustainable Communities Transportation Planning grant. CCTA issued a Request for Proposals and selected Nelson\Nygaard Consulting to complete the Plan. The process of developing the plan was originally intended to involve several oversight committees. The project team eventually defined and set up a Technical Advisory Committee and a Policy Advisory Committee.

### Technical Advisory Committee (TAC)

The role of the TAC was to provide subject matter expertise and public policy implications on service concepts under review by the study team (a “reality check”). The TAC first met in November 2019 and continued meeting approximately monthly throughout the Study.

Organization	Name
AC Transit/BART/East Bay Paratransit	Kim Ridgeway
County Connection	Rashida Kamara
Tri Delta Transit	Deanna Perry
WestCAT	Rob Thompson
SWAT/City of San Ramon	Rebecca Adams
SWAT/City of Lafayette	Mary Bruns
TRANSPAC/City of Walnut Creek	Kathryn Reisinger
TRANSPLAN/City of Pittsburg	Nat Phan
WCCTAC	Joanna Pallock
Contra Costa Health Plan	Mendaline (Monica) Singh (replaced by Suzanne Tsang)
Contra Costa County Health Services	Vi Ibarra
Contra Costa County Office of the Sheriff Emergency Operations	Zack Adinoff, Marcelle Indelicato
Veterans Affairs	Derrick Shelton
Caltrans	Jacob Buffenbarger

Organization	Name
Metropolitan Transportation Commission	Drennen Shelton
NGO/Advocate Choice in Aging	Lisa Hammon
NGO/Advocate / Mobility Matters	Elaine Welch
NGO/Advocate	Marjorie McWee

## Policy Advisory Committee (PAC)

The role of the PAC was to provide input on addressing policy barriers, communicate with stakeholders about the Study, liaise with elected or appointed Boards, and to review and prioritize recommended strategies. The PAC first met in August 2020 and was originally slated to meet twice more. It quickly became evident that given the online format and the complicated nature of the County's transportation challenges, the PAC should meet more frequently. The PAC has also met approximately monthly since October 2020.

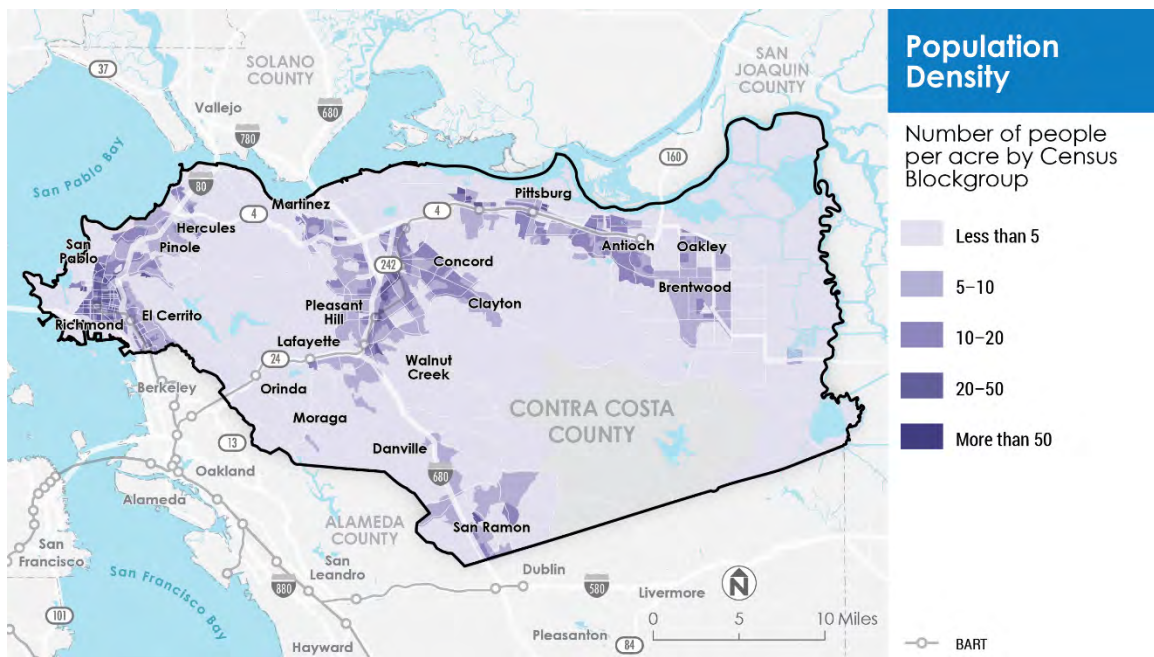
Appointment	Name
BART	Debora Allen
AC Transit	Mike Hursh
County Connection	Rick Ramacier
Tri Delta Transit	Jeanne Krieg
WestCAT	Charlie Anderson
Contra Costa Board of Supervisors, District 2	Candace Andersen
CCTA Board	Teresa Geringer
CCTA Board	Dave Hudson
Contra Costa Health Services	Josh Sullivan
NGO/Advocate / Choice in Aging	Debbie Toth
NGO/Advocate / CoCo County Ombudsman ED	Nicole Howell
NGO/Advocate / Disabilities Council	Ian Bremner

# 2 EXISTING CONDITIONS

## DEMOGRAPHICS

Contra Costa County is the third most populous county in the Bay Area, with a population of 1,160,000 in 2020. The County contains 17 cities, two towns, and a number of census-designated places and unincorporated areas. Cities range from those containing densely populated pockets like Richmond and Concord, to semi rural and rural communities like Brentwood and Clayton.

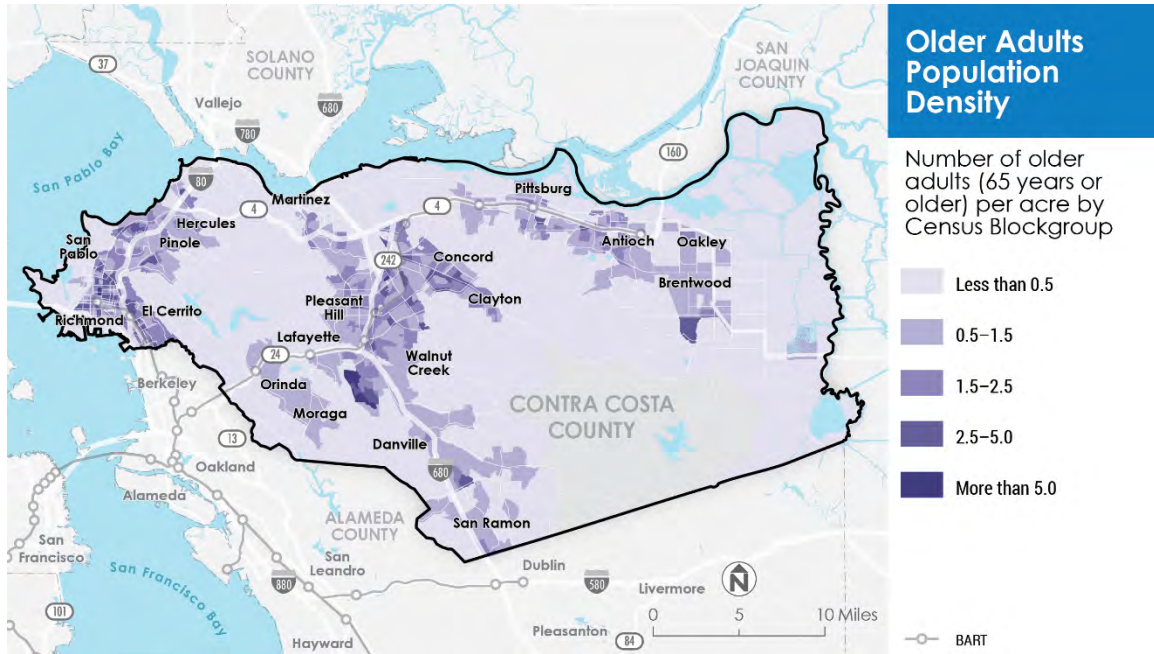
Figure 2-1 Population Density



Most subgroups of the population (e.g. older adults) follow this same general pattern, at least in terms of geographic spread.

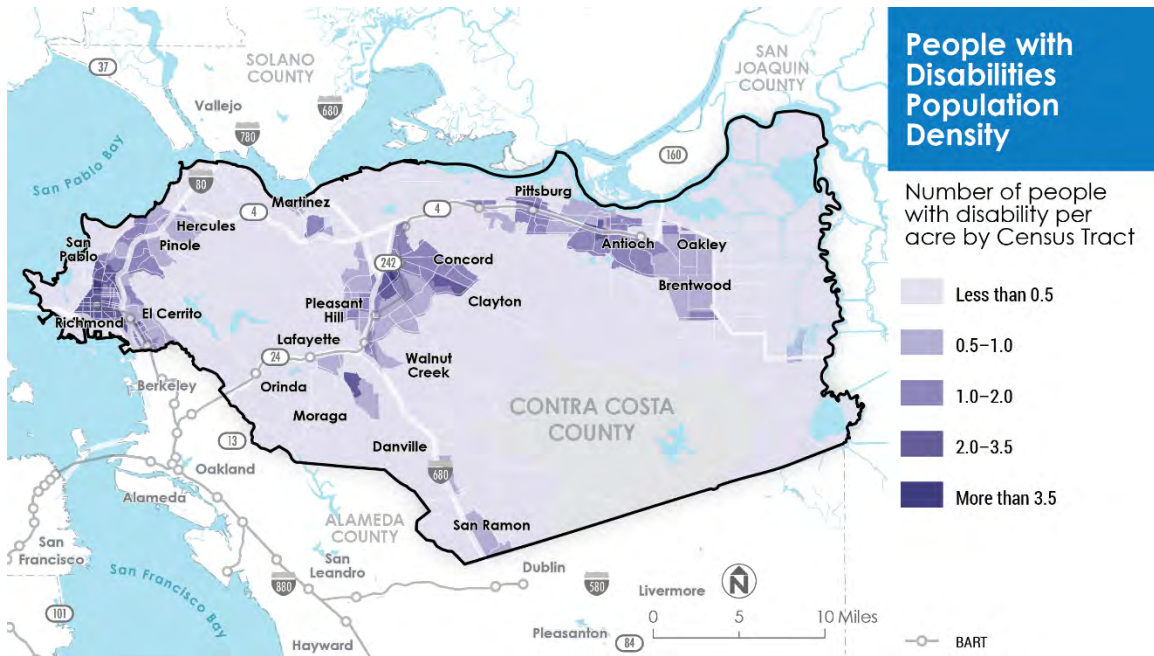
Fifteen percent of the population is over 65, and 7.5% is under age 65 with a disability.

Figure 2-2 Population Density of Older Adults



The population density map of the County above shows three areas with a higher density of older adults: Rossmoor (between Moraga and Walnut Creek), Crow Canyon (north of San Ramon), and the area south of Brentwood.

Figure 2-3 Population Density of People with Disabilities



The density map for people with disabilities shows similar geographic spread to the general population, except one concentrated area in Rossmoor.



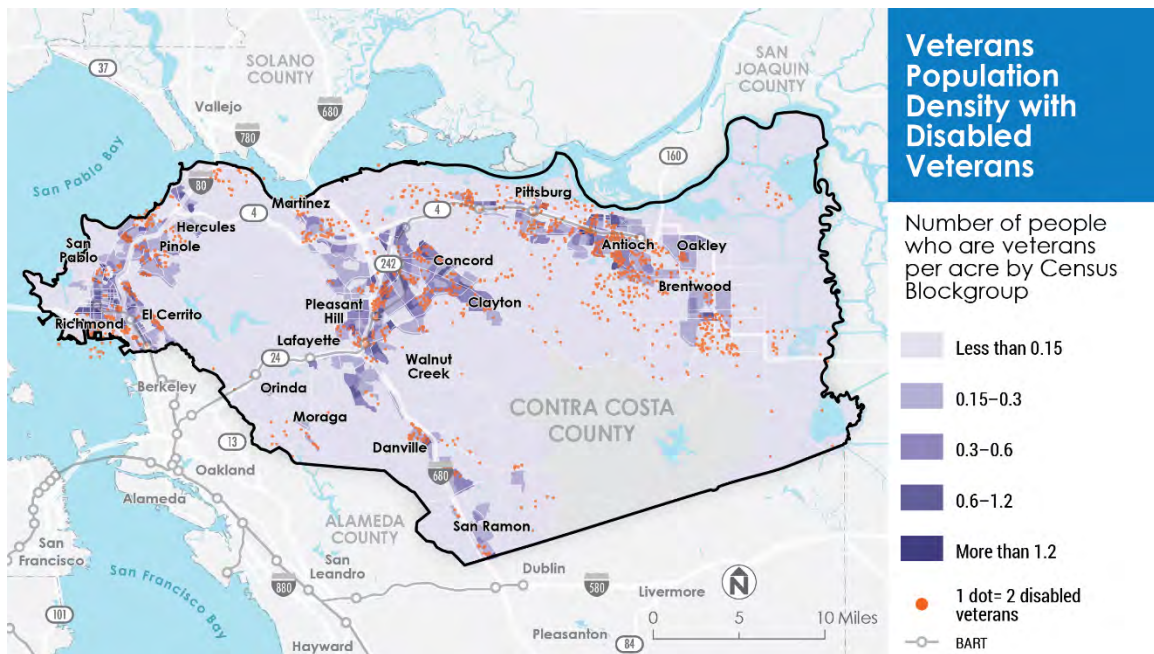
Figure 2-4 Distribution of Type of Disabilities in Contra Costa County

Type of Disability	Number of People	Percentage out of total population
Independent Living Difficulty	46,761	5.3%
Ambulatory Difficulty	55,816	5.1%
Cognitive Difficulty	48,084	4.4%
Hearing Difficulty	32,975	2.9%
Self-care Difficulty	24,614	2.3%
Vision Difficulty	18,996	1.7%

Note: Respondents could choose more than one category.

These patterns are consistent with findings in similar studies.

Figure 2-5 Population Density of Veterans with Disabled Veterans



This study is also examining veterans with transportation challenges due to disabling conditions. A population density map of veterans generally aligns with the general population. However, overlaying disabled veterans shows a concerning number of individuals in very rural or remote parts of the County, who likely have difficulty accessing services if they need assistance with transportation. Specific areas of concern include south of Moraga, the area near Port Chicago, and most of East County.

# EQUITY CONSIDERATIONS

Although this study is focused on older adults, people with disabilities, and veterans with mobility issues, it would be unwise to ignore the acutely intersectional nature of these issues with income and race/ethnicity.

Median household income in the County is \$88,000 but 9.1% of the population lives in poverty. People with low income are less likely to own or have access to a personal vehicle, they also have less resources to utilize new potentially convenient services such as Lyft/Uber. Persons with disabilities are also much more likely to be living in poverty.

Figure 2-6 Median Household Income with Low Income Population

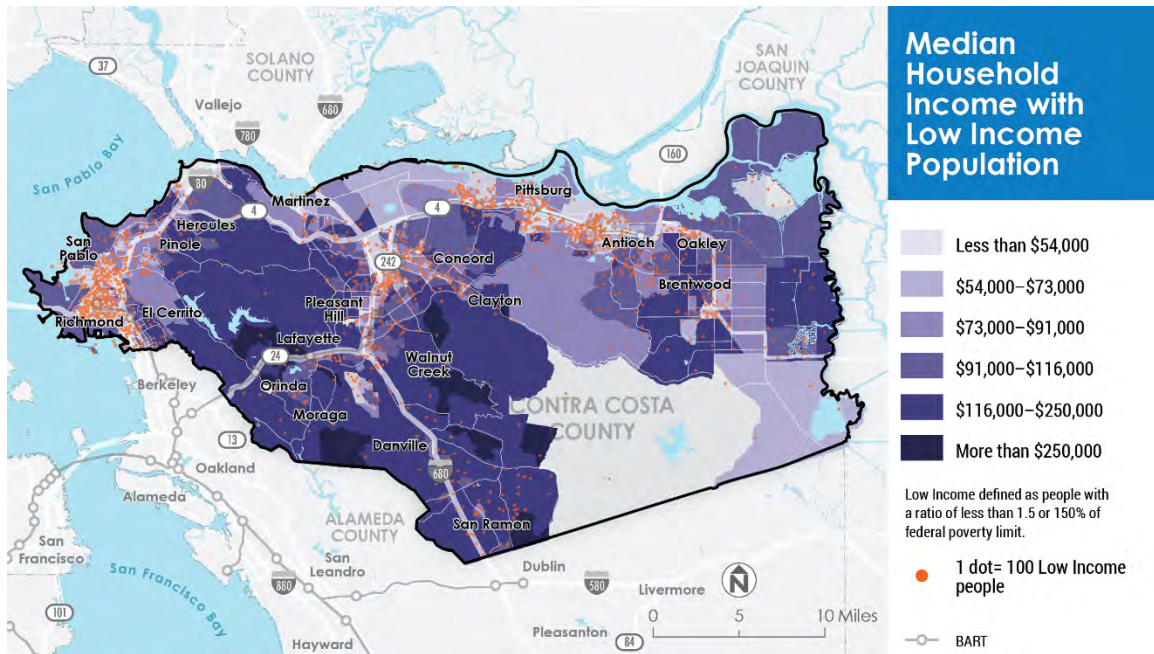
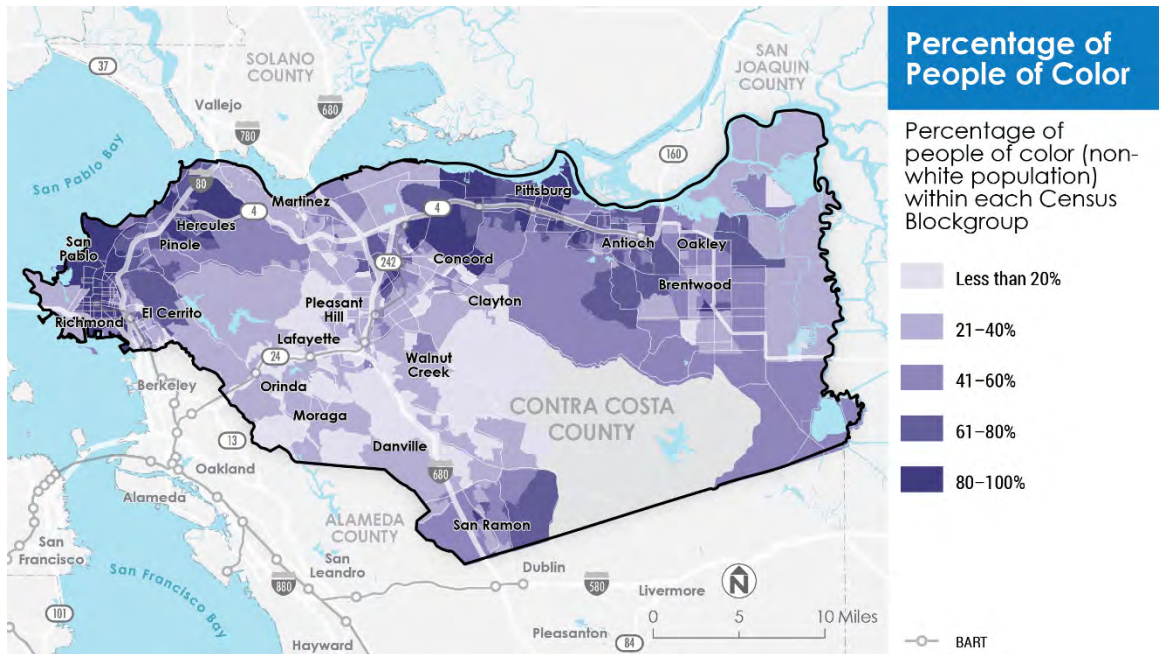


Figure 2-6 shows concentrations of people with low income in West County, Concord, and North County near Pittsburg and Antioch.

The county is diverse. According to the US Census Bureau, over 25% of the population is Hispanic or Latino, 9.5% African American, and 18% Asian or Pacific Islander.

Figure 2-7 Distribution of People of Color



This map shows high proportions of people of color in West County, Concord, and near Pittsburg, similar to the distribution of low income persons. People of color sometimes do not access public services at the same rate as white individuals and may need more culturally relevant engagement efforts.

Figure 2-8 Race and Ethnicity in Contra Costa County

Race	Population	Percentage out of total population
White	600,481	52.1%
Asian	205,366	17.8%
Some other race	162,355	14.1%
Black or African American	101,590	8.8%
Two or more races	73,246	6.3%
American Indian and Alaska Native	5,863	0.5%
Native Hawaiian and Other Pacific Islander	4,625	0.4%
Ethnicity	Population	Percentage out of total population
Hispanic or Latino	300,420	26.0%

Note: The selection of Hispanic or Latino is in addition to a selected Race.



Contra Costa Health Services reports that 32% of residents speak a language other than English at home. Fifty-two percent (52%) of those speak Spanish and 26% speak an Asian or Pacific Islander language. Similar to people of color, people with limited English proficiency may need more culturally relevant engagement and in the appropriate language.

Figure 2-9 Population Density of People with Limited English Proficiency

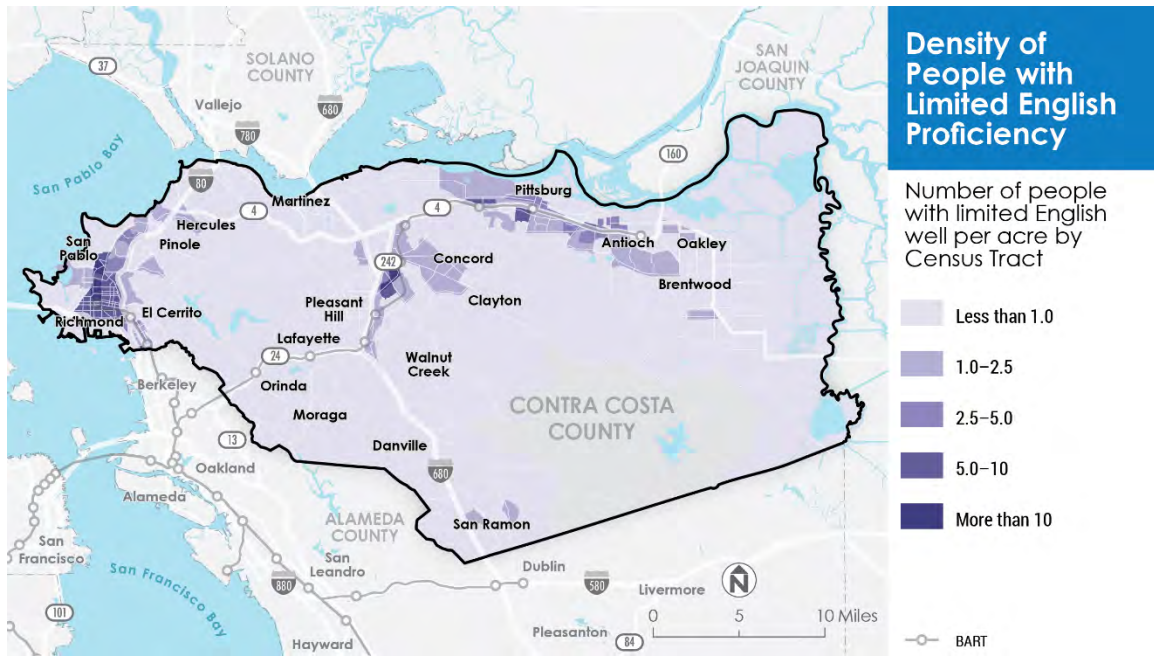


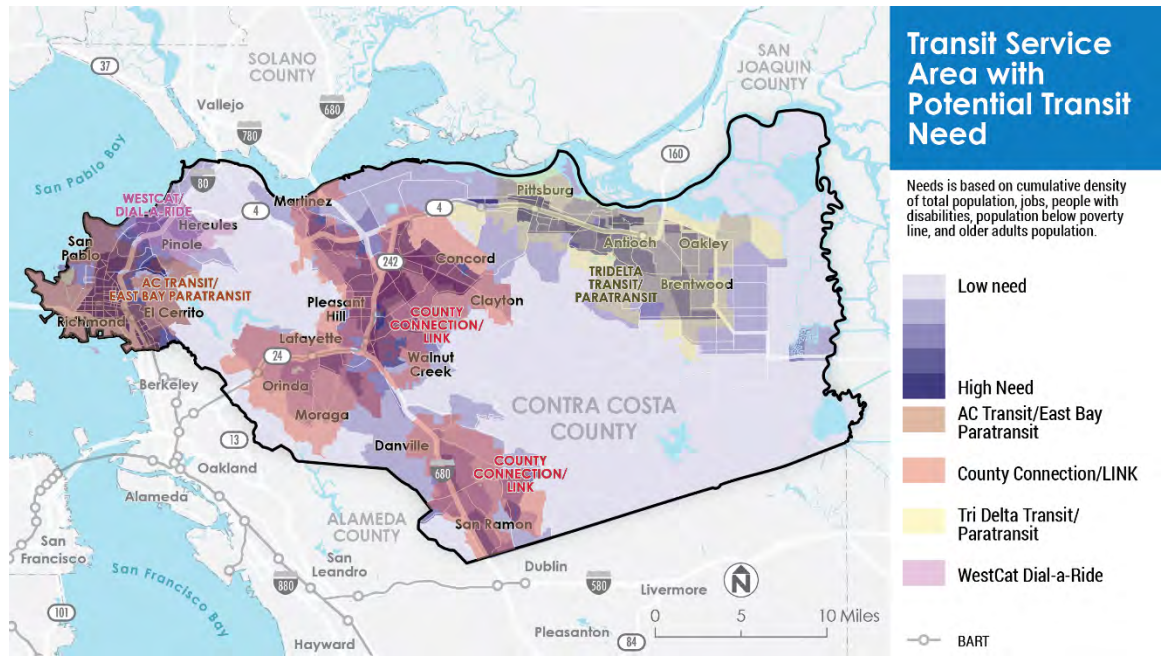
Figure 2-10 Languages spoken by Limited English-speaking Households in Contra Costa County

Households speaking	Limited English-speaking Households	Percentage out of all limited English-speaking Households
Spanish	9,758	46.3%
Asian and Pacific Island languages	7,822	37.1%
Other Indo-European languages	3,320	15.8%
Other languages	173	0.8%



Potential transit need can be estimated by looking at population density, the location of jobs, and where older adults, people with disabilities and lower income persons live. An overlay of these factors with existing transit service shows potential gaps. There appears to be a patchwork of gaps of medium to high need in West County and in Central County in the areas of Concord and Pleasant Hill. There are lower need but larger areas of gap in North County, East County, and South County.

Figure 2-11 Transit Service Area with Potential Transit Need

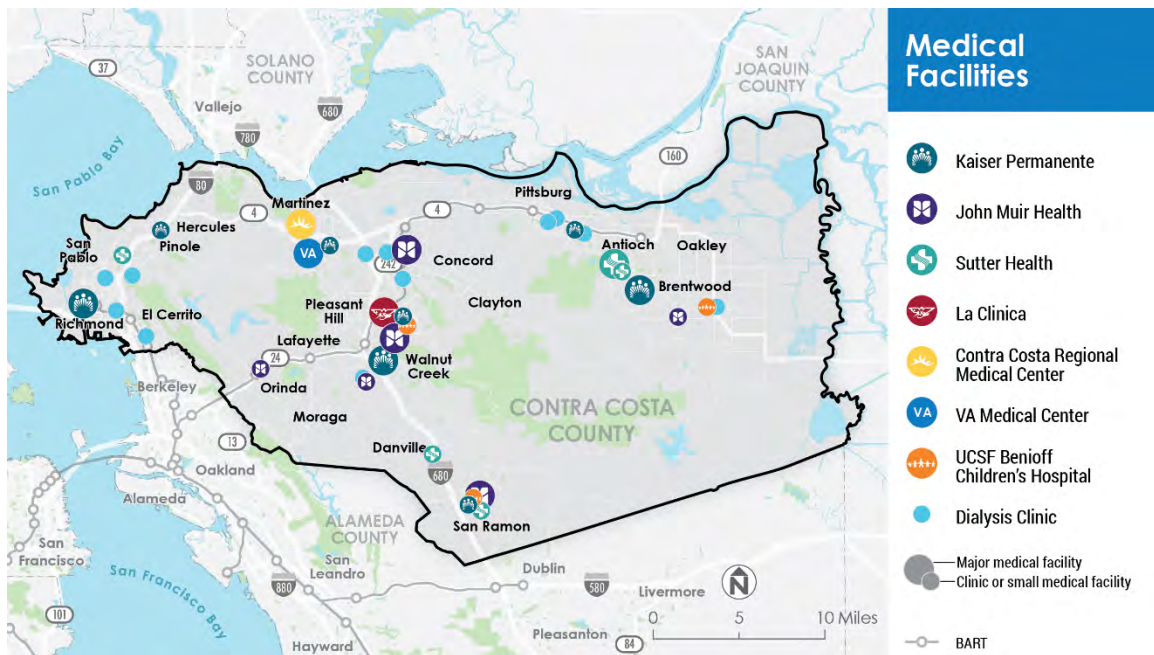


# ACCESS TO MEDICAL FACILITIES

Access to medical facilities is a critical issue in Contra Costa County. Previous studies, discussions with stakeholders, and all of the outreach activities emphasized the importance of getting to medical appointments.

A prior study in West County discussed the closure (in 2015) of Doctors Medical Center, the emergency room used most in West County. At this time the only major medical facility in West County is a Kaiser Hospital in Richmond. This is a concern as West County is one of the most densely populated areas of the County. Most medical facilities appear to be clustered in the center of the County between Pleasant Hill and Walnut Creek. Two facilities that are needed by residents throughout the County are the Contra Costa Medical Center and the VA Medical Center, both in Martinez.

Figure 2-12 Medical Facilities



## TRANSIT FUNDING SUMMARY

Transportation services are almost always funded with a variety of funding sources and most include some public funds, including programs available through the federal government and funding available from local and regional municipalities or regional authorities. In Contra Costa County, there are five major categories of funding for public and human service transportation:

1. U.S. Department of Transportation (U.S.DOT) funding administered through the **Federal Transit Administration (FTA)**. This includes (among others) the Urban Transit Formula Funds (Section 5307), Rural Transit Formula Funds (Section 5311) and programs targeted for Older Adults and People with Disabilities (Section 5310).
2. Federal funding programs outside of the U.S. DOT that can be used for transportation. The largest and most relevant of the non-DOT funding programs are available from the **Department of Health and Human Services (DHHS)**. **DHHS includes the Centers for Medicaid Services, and the Administration on Aging**, both of which are involved in the funding of transportation services. The **Department of Veterans Affairs** also funds transportation services and programs.
3. **California Department of Transportation (Caltrans)** The **California Transportation Development Act** which includes revenues collected from a portion of the state diesel fuel tax, and sales tax. These funds are distributed to local and regional transportation authorities. These funds are available to support public transportation services, including services for older adults and people with disabilities. It should be noted that a number of State funding sources are geared towards reductions in greenhouse gas emissions, for which transportation for seniors and people with disabilities do not usually score well due to large vehicle miles travelled per passenger.
4. Local tax revenues that are dedicated to support transit services. **County Measure J** and other regional funding such as regional funding measures and tolls.
5. Private grants and donations (typically not available to public agencies)

Funding options will be addressed in more detail in Chapter 6: Implementation.

## Federal Funding

There are several FTA programs used to fund public transportation services in Contra Costa County. For purposes of this Report, three funding programs are among the most relevant:

### **Section 5310: Enhanced Mobility of Seniors & Individuals with Disabilities**

This program (49 U.S.C. 5310) provides formula funding to states for the purpose of assisting private nonprofit groups in meeting the transportation needs of older adults and people with disabilities. Formula funds are apportioned to the Metropolitan Transportation Commission (MTC) for distribution to local government authorities, private

non-profit organizations, and/or operators of public transportation. MTC uses a competitive selection process to allocate funding.

The FTA Section 5310 (Transportation for Elderly Persons & Persons with Disabilities) funding program is of relevance to the ATS Study due to the funding's focus on the study's target population groups.

The following Contra Costa organizations were selected for funding in the most recent Cycle:

- Choice in Aging
- City of Lafayette: Lamorinda Spirit Van
- Contra Costa Transportation Authority
- Tri Delta Transit
- Golden Rain Foundation Walnut Creek
- Mobility Matters
- The Respite Inn

## **Section 5311: Formula Grants for Rural Areas**

The Formula Grants for Rural Areas program provides capital, planning, and operating assistance to states to support public transportation in rural areas with populations of less than 50,000, where many residents often rely on public transit to reach their destinations. In Contra Costa County, County Connection receives approximately \$50,000 in Rural Transit funding for service in Rural Contra Costa County.

## **Section 5307: Urbanized Area Formula Grants**

This program distributes funds to regions based on an urbanized area formula. In Contra Costa County, all transit operators are 5307 Recipients. Eligible activities include: planning for 5307 funds, engineering, design and evaluation of transit projects and other technical transportation-related studies; capital investments in bus and bus-related activities. In addition, associated transit improvements and certain expenses associated with mobility management programs are eligible under the program. All preventive maintenance and some Americans with Disabilities Act complementary paratransit service costs are considered capital costs and are therefore eligible under this program.

## **Other Federal Transportation Funding**

Several other federal programs fund transportation, the largest of which reside within the Department of Health and Human Services (DHHS). DHHS programs support transportation for non-emergency medical transportation (NEMT) for Medicaid recipients, and transportation programs for older adults managed under the Administration on Aging.<sup>1</sup>

<sup>1</sup> Administration for Community Living. Available at: <https://acl.gov/about-acl/administration-aging>

The Department of Veterans Affairs, for example, funds transportation services and programs for eligible veterans. These programs tend to fund services directly oriented around veteran customers / veteran-specific needs and are typically administered as block grants to local and regional agencies.<sup>2</sup>

## State Funding

Transit programs in California are funded by the Transportation Development Act (TDA) which includes revenues collected from a portion of the state diesel fuel tax and sales taxes. These funds are distributed to local and regional transportation authorities. These funds are available to support public transportation services, including services for older adults and people with disabilities.

CCTA is the designated regional transportation planning agency (RTPA) for Contra Costa County. The Act provides two major sources for funding of public transportation in California, the county Local Transportation Fund (LTF) and the State Transit Assistance (STA).

### Local Transportation Fund (LTF)

The LTF is derived from a ¼ cent of the general sales tax collected statewide and can fund:

- Transit operations
- Bus and rail projects
- Special transit services for disabled riders
- Pedestrian and bicycle facilities
- Transportation planning

### State Transit Assistance (STA)

The State divides the STA program into two components:

- **Population-based funds:** The Metropolitan Transportation Commission (MTC) receives STA funding based on the region's share of the population. The use of these funds is governed by MTC Resolution 4321 which established a STA County Block Grant Program whereby the nine Bay Area Congestion Management Agencies determine how to invest the funds in public transit services/projects.
- **Revenue-based funds:** The State allocates funds to transit operators based on their revenue as defined by state law.

### Senate Bill 1 (2017)

Senate Bill 1 (SB 1), the Road Repair and Accountability Act of 2017, provides about \$250 million annually for the State Transit Assistance (STA) Program to help transit agencies fund their capital infrastructure and operational costs. Despite the large number of

<sup>2</sup> U.S. Department of Veterans Affairs. Available at: <https://www.va.gov/healthbenefits/vtp/>

specific programs earmarked for funding in the legislation (active transportation, university research, parks and agricultural, freight movements, etc.) there were no programs specific to transportation for seniors and persons with disability identified in the bill.

## Local Funding

In addition to federal, and state sources, some communities use general revenue funding to support transportation services. Communities like the City of Richmond use general revenue funds to support their Senior and Disabled Transportation programs. The largest source of public transportation funding in Contra Costa County is Measure J, which provided \$5,328,755 in FY 19/20 to fund transportation for seniors and people with disabilities.

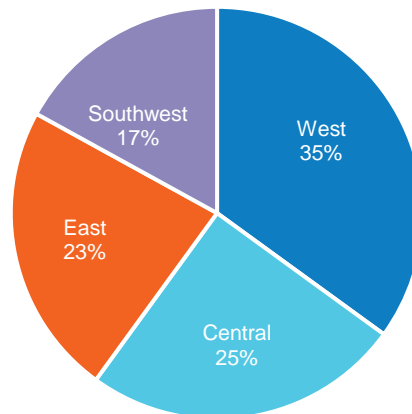
### Measure J

In November 2004, Contra Costa County voters approved Measure J with a 71% vote. The measure provided for the continuation of the county's half-cent transportation sales tax for 25 years beyond the original expiration date of 2009. As with Measure C (the original 1988 transportation sales tax measure), the tax revenues are used to fund a voter-approved Expenditure Plan of transportation programs and projects. Measure J provides approximately \$2.7 billion (escalated) countywide for local transportation projects and programs through the year 2034.

The Measure J Expenditure Plan allocated 3.5% of Measure J to Transportation for Seniors and People with Disabilities countywide through Program 15. The Expenditure plan allows for an annual increase of 0.10% from the 3.5% level to 5.9% by 2034.

35% of Program 15 is allocated to West County, 17% to Southwest County, 23% to East County and 25% to Central County. Additionally, the 20b Subregional Program allocates 0.65% to West County and 0.5% to Central County for additional Transportation for Seniors and People with Disabilities. Program 20b funds are approved by WCCTAC and TRANSPAC and is used for such non-ADA services as shuttles, sedan/taxi service, fare subsidies, and/or other supplemental services beyond the ADA service. However, ADA service does qualify, and 20b can be used to expand the same "base" program expenditures that Program 15 is used for.

Figure 2-13 Program 15 funds allocation by Sub-Region

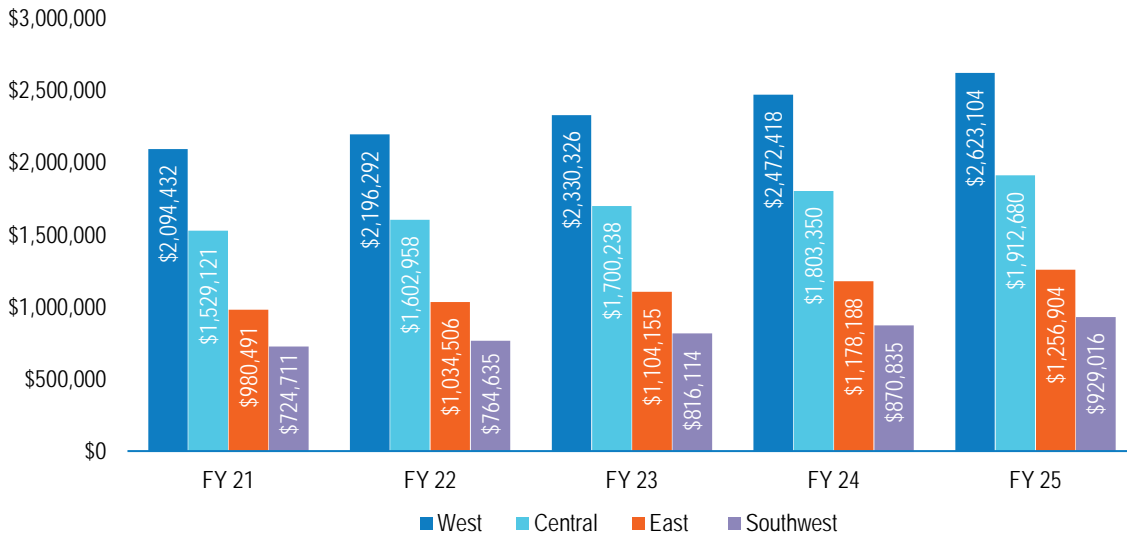


Program 15 funds are allocated by the Contra Costa Transportation Authority (CCTA) to the Measure J- approved transportation providers based on percentage allocations



determined in the previous Measure C. Measure J Program 15 and 20b revenues are forecast to grow 26% in the next 5 years from \$5,328,755 to \$6,721,704.

Figure 2-14 Funding Forecast Measure J Program 15 and 20b <sup>3</sup>



<sup>3</sup> 2019 Measure J STRATEGIC PLAN (2019) <https://www.ccta.net/wp-content/uploads/2019/10/2019-Measure-J-Strategic-Plan.pdf>

# TRANSPORTATION RESOURCES IN CONTRA COSTA COUNTY

Contra Costa County contains a wide range of transportation options for older adults and people with disabilities. To meet travel needs, Contra Costa residents and visitors might use fixed-route transit, ADA-mandated paratransit, city-based programs, community shuttle services, non-profit transportation services, private providers like taxis and Transportation Network Companies (TNCs), and other options. Additional transportation options that are available to these groups as members of the general public include walking, biking (for limited portions of the population), and driving or being driven by family and friends. This chapter is focused on those options that specifically cater to older adults and people with disabilities; it provides a snapshot of resources available at the time of the report (it must be noted that resources change rapidly over time).

The types of transportation resources available to older adults and people with disabilities in Contra Costa County are defined in Figure 2-12 below and subsequently described in more detail.

**Figure 2-15 Definitions of Types of Transportation Resources in Contra Costa County**

Resource	Short Definition
<b>Fixed-Route Transit / ADA-mandated paratransit</b>	Buses, trains, and ferries operated by public transit agencies that run on regular, pre-determined, pre-scheduled routes, usually with no variation. The Regional Transit Connection (RTC) Clipper card is a photo identification card that verifies a rider's eligibility to receive an ADA reduced fare on fixed route transit. Transit agencies provide ADA-mandated paratransit services to complement fixed route transit, in compliance with the American with Disabilities Act (ADA).
<b>Community-Based Transportation Programs</b>	Community-based transportation services may be provided by public sector services (e.g. a city's senior center) or non-profit organizations. They are sometimes dedicated for a specific clientele (i.e. Medicaid eligible persons, older adults attending meal programs, etc.). Riders are often referred to these programs by an agency they are receiving services from, such as a senior center, County Human Service agency, or Regional Center.
<b>Subsidized Fare Programs/ Voucher Programs</b>	Programs typically administered through a social service agency, that enable qualified people to purchase fares/vouchers for transportation services at a reduced rate from providers such as taxis, public transit, or volunteer driver programs. Recipients are usually low-income.



Resource	Short Definition
<b>Volunteer Driver Programs</b>	Programs that provide one-way, round-trip, and multi-stop rides. Trips are often door-through-door, in contrast to other transportation options which stop at the curb or door. These programs are provided free of charge, on a donation basis, through membership dues, or at a minimal cost, and typically have an eligibility process and advance reservation requirements.
<b>Mobility Management Services</b>	Mobility management services cover a wide range of services, such as travel training, coordinating different services, trip planning, brokerage, and information and referral. In addition to information and referral and travel training detailed below, mobility management refers to the provision of individual transportation information and assistance, and service linkage related to information and referral.
<b>Information &amp; Referral</b>	Programs that provide transportation information and direct referral, connecting people to mobility resources that can help them. Agencies may be independent non-profit organizations, libraries, faith-based organizations, or government agencies.
<b>Travel Training</b>	Programs designed to teach people with disabilities, older adults, youth, veterans, and/or low-income populations to travel safely and independently on fixed-route public transportation in their community.
<b>Private Transportation</b>	Transportation provided by a private for-profit entity in the business of transporting people. These services are often demand-response and initiated and paid for by the rider. Examples are taxis, motor coach services, App-based ride-hailing services (Uber, Lyft, etc.), and vanpools.

## Fixed-Route Transit and ADA -Mandated Paratransit

Fixed-route transit is operated by public transit agencies who provide services that run on regular, pre-determined, pre-schedule routes, usually with no variation. Aside from driving and walking, fixed-route transit is the most widely available transportation option available in Contra Costa County.

Accessibility features on fixed-route transit include:

- Buses and trains equipped with wheelchair lifts or low floor ramps to allow easy access for people with wheelchairs, walkers, and other mobility aids.
- Priority seating for older adults, people with disabilities, pregnant women, and other populations who need it.

- Bus drivers trained to understand the needs of all populations who ride the bus, provide assistance in securing wheelchairs in designated spaces, and allow passengers sufficient time to be seated, and get on and off the vehicle.
- Announcement of stops at major intersections, stations, transfer points and, at the request of passengers, specific destinations.
- Stations with elevators to boarding platforms, for ease of access.
- Route and schedule information provided by transit agencies, including the best way to reach a desired destination. This information is available in accessible formats, if needed.

For people who, due to their disability, are unable to ride fixed-route buses and trains, some or all of the time, ADA-mandated paratransit is required. All fixed-route transit providers are legally required to provide complementary paratransit. Per the Federal Transportation Administration (FTA) regulations "each public entity operating a fixed route system shall provide paratransit or other special service to individuals with disabilities that is comparable to the level of service provided to individuals without disabilities who use the fixed route system."<sup>4</sup> Some certified paratransit riders can ride fixed-route transit depending on the trip and/or their current ability.

ADA-mandated paratransit is meant to provide an equivalent level of service as fixed-route transit. This means paratransit services operate in the same area, on the same days and during the same hours as public transit operates. Paratransit service may be provided on small buses, vans, taxis, or in sedans. It is generally a shared-ride, door-to-door, or curb-to-curb service that must be reserved no later than close of business the day before the trip.

All Contra Costa public transit agencies contract with private transportation providers to provide ADA-mandated paratransit.

<sup>4</sup> Department of Transportation Americans with Disabilities Act regulations at 49 CFR Section 37/121(a).

Figure 2-16 Providers of Fixed-Route Transit and ADA-Mandated Paratransit in Contra Costa County

Fixed-Route Transit Agency	Service Area	ADA-Mandated Paratransit Provider
<b>Regional Transit</b>		
<b>Amtrak San Joaquin</b>	Rail service between Oakland and Bakersfield	The ADA does not require that commuter rail and commuter bus services provide complementary paratransit service
<b>BART</b>	Rapid rail transit in Alameda, Contra Costa, San Francisco, San Mateo, and Santa Clara counties	East Bay Paratransit (in coordination with AC Transit); LINK Paratransit (in coordination with County Connection) and other applicable paratransit providers within ¾ mile of stations in other counties
<b>Capitol Corridor</b>	Rail service between Sacramento and San Jose	The ADA does not require that commuter rail and commuter bus services provide complementary paratransit service
<b>San Francisco Bay Ferry</b> (Water Emergency Transportation Authority)	Ferry service between Richmond/San Francisco	Complementary paratransit requirement not defined for ferries
<b>Local Transit</b>		
<b>AC Transit</b>	Western Contra Costa County (Richmond and El Cerrito) and West, Central, and South Alameda County (Fremont to Albany)	East Bay Paratransit (in coordination with BART) within the transit service area
<b>WestCAT</b>	The area of western Contra Costa County not covered by AC Transit	WestCAT Dial-A-Ride Paratransit within the transit service area
<b>County Connection</b>	Central Contra Costa County from San Ramon to Martinez and Orinda to Concord/Clayton	County Connection LINK Paratransit operates in the same area as and is overseen by County Connection
<b>Tri Delta Transit</b>	Eastern Contra Costa County	Tri Delta Transit Paratransit within the transit service area

Figure 2-17 Transit and Paratransit Service Areas

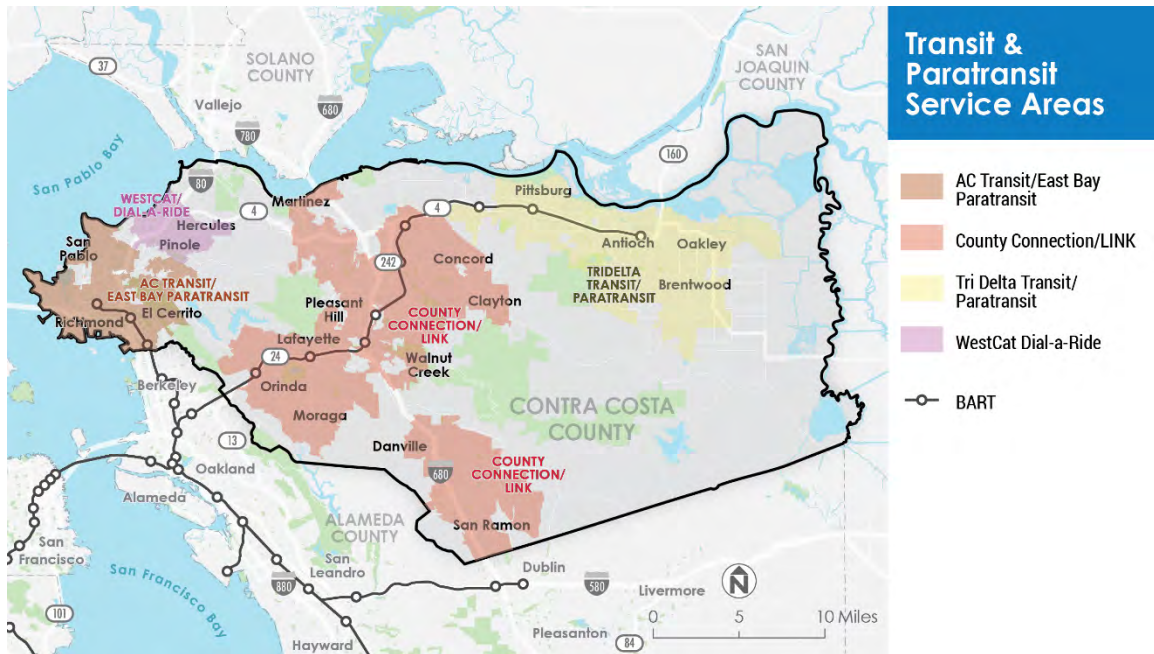


Figure 2-18 Summary of ADA-Mandated Paratransit Programs in Contra Costa County

Agency	Service Area	Hours of Operation	Fares <sup>5</sup>	Eligibility / Certification Process <sup>6</sup>
<b>County Connection LINK</b>	Within ¾ mile of any BART station or fixed-route bus service. Mon-Fri service is provided within 1 ½ mile of regular fixed-route bus service.	Operates during the same days and hours as County Connection and BART's regular fixed route services.	\$5 per trip; County Connection offers an Advance Fare Payment System with a minimum deposit of \$50	All people with disabilities throughout County Connection service area; must complete a written application and may receive a phone call for more information and/or be asked to attend an interview at County Connection offices

<sup>5</sup> Fare collection was suspended during COVID and is being reinstated in early 2021.

<sup>6</sup> Certification processes are not being conducted in person during COVID shelter-in-place.

Agency	Service Area	Hours of Operation	Fares <sup>5</sup>	Eligibility / Certification Process <sup>6</sup>
<b>East Bay Paratransit (EBP)</b>	Within ¾ mile of any BART station or AC Transit bus stop (excluding BART stations east of Orinda on the Pittsburg/Bay Point line)	Operates during the same days and hours as AC Transit and BART's regular fixed route services.	\$4.00 for trips between 0-12 miles; \$6 for trips between 12-20 miles; \$7 for trips over 20 miles	All people with disabilities throughout BART and AC Transit service areas; must complete a written application and arrange for an in-person assessment (IPA) at EBP offices or a satellite location
<b>Tri Delta Transit Paratransit</b>	Within ¾ mile of fixed-route bus service.	Operates during the same days and hours as Tri Delta Transit's regular fixed route services.	\$2.75 for trips in ADA service area; \$5.50 for trips starting/ending outside of ADA area, trips to Concord or Martinez, and transfers to LINK	All people with disabilities throughout Tri Delta Transit service area; must complete a written application and may receive a phone call for more information and/or be asked to attend an interview or functional evaluation; Seniors 65+ are eligible for the Senior Service which is limited to the local fixed route service area and is subject to availability, rides are not guaranteed.

Agency	Service Area	Hours of Operation	Fares <sup>5</sup>	Eligibility / Certification Process <sup>6</sup>
<b>WestCAT Dial-A-Ride</b>	Coverage for all eligible riders within service area; extended beyond service area (for special needs trips) for an additional fee. Service also provided into Martinez and Richmond. ADA service is provided to Hercules, Pinole and the unincorporated areas of Rodeo, Crockett and Port Costa. <sup>7</sup>	Monday-Friday, 6:00am to 8:00pm; Saturday, 9am to 7:00pm (early morning, late night, and Sunday service coordinated with East Bay Paratransit within ¾ mile of a fixed route bus route <sup>8</sup> ); extended service area available Monday-Friday, 9:00am to 3:00pm	\$1.25 single trip fare; \$10 for ten pre-purchase tickets; \$3 for cash fare outside of WestCAT service area; \$25 for ten pre-purchased tickets outside of service area	All seniors (age 65+) and people with disabilities throughout WestCAT service area, as well as the general public in Port Costa, Crockett, and Rodeo; must complete a written application; applicant is notified by mail of eligibility status within 21 days

<sup>7</sup> In addition to ADA, seniors (age 65+) and people with disabilities throughout the WestCAT service area may use Dial-A-Ride between any two points within WestCAT's service boundaries and will not be required to transfer.

<sup>8</sup> Service is provided within the timeframe that WestCAT fixed route operates, and ADA paratransit service is provided past midnight M-F.

## City-Based Paratransit Services

Three cities in West County offer city-based paratransit services funded by CCTA. The funding for the city-based paratransit comes from the transportation sales tax measure, originally Measure C and now measure J, requested by the Western Contra Costa Transportation Advisory Committee (WCCTAC). The rest of the county does not have city-based services because the subregional transportation agencies opted to not dedicate funding to specific city operators. Some programs provide services to adjacent cities and unincorporated areas. Programs are meant to complement ADA-mandated paratransit and are often directed more towards seniors than people with disabilities.

Figure 2-19 Summary of City-Based Paratransit Programs

Service	City / Service Area	Description of Service	Hours of Operation	Fares	Eligibility / Certification Process
Easy Ride Paratransit Service (ERPS) <sup>9</sup>	El Cerrito	Easy Ride (door-to-door), day trips and excursions, limited service beyond El Cerrito, nutrition rides, and on-demand service	Monday-Thursday, 9:00am to 4:30pm; Friday, 9:00am to 3:30pm <b>Note: during COVID hours are Mon and Tue 10:00am to 1:30pm</b>	\$2 single trip fare	Must be a resident of El Cerrito and 65+ years old or 18+ years old with a disability; Must complete a written application
R-Transit <sup>10</sup>	Richmond, El Cerrito, San Pablo, North Richmond, El Sobrante, Kensington, and Pinole	Lyft partnership, demand response, group trips, senior nutrition program transportation service, and standing orders	Monday-Friday, 8:30am to 5:00pm; Lyft partnership (RAPID) 24/7	\$4 single trip fare (pre-scheduled); \$5 single trip fare (same-day); Lyft/RAPID first \$3 then any cost over \$20 per trip	Must be a resident of Richmond, North Richmond, El Sobrante, or Kensington and 55+ years old or 18+ years old with a disability; Must complete an online/written application with proof of age/disability

<sup>9</sup> <http://www.el-cerrito.org/index.aspx?NID=285>

<sup>10</sup> <http://www.ci.richmond.ca.us/2880/R-Transit-Paratransit>





Service	City / Service Area	Description of Service	Hours of Operation	Fares	Eligibility / Certification Process
<b>San Pablo Senior &amp; Disabled Transportation</b>	San Pablo, parts of Richmond, Pinole and El Sobrante	Door-to-door, group trips, nutrition program (brown bag), EBP ticket subsidy, travel training program, and standing orders	Monday-Friday, 9:00am to 4:15pm	\$2 single trip fare	Must be a resident of San Pablo and 50+ years old or 18+ years old with a disability; Must complete a written application

## Community-Based Transportation Programs

Community-based transportation services may be provided by public sector services (e.g. a city's senior center) or non-profit organizations. They are sometimes dedicated for a specific clientele (i.e. Medicaid eligible persons, older adults attending meal programs, etc.). Riders are often referred to these programs by an agency they are receiving services from, such as a senior center, County Human Service agency, or Regional Center.



Figure 2-20 Community-Based Transportation Programs

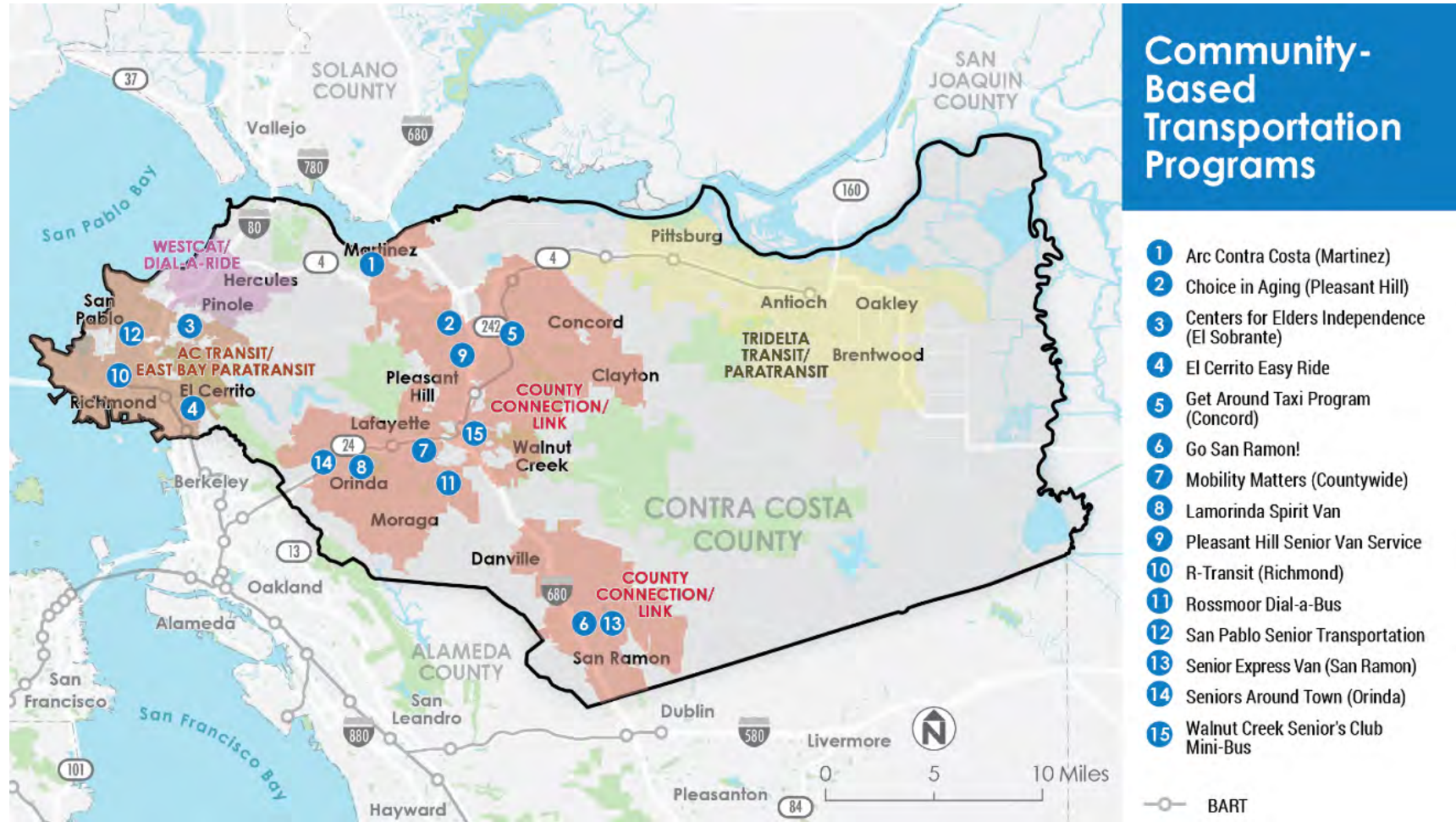




Figure 2-21 Summary of Community-Based Transportation Programs

Service	City / Service Area	Description of Service
Arc Contra Costa (now Vistability)	Martinez	Provides on-demand transportation service to adults and children with intellectual and developmental disabilities.
Choice in Aging	Pleasant Hill	Provides scheduled transportation to people with disabilities and special needs, in coordination with paratransit agencies.
Center for Elders' Independence	El Sobrante	Provides live-at-home services to people age 55 and older. This includes transportation to CEI center, clinics, outside medical appointments, and field trips. They also deliver medications to members' home.
El Cerrito Easy Ride*	El Cerrito	Easy Ride (door-to-door), day trips and excursions, limited service beyond El Cerrito, nutrition rides, and on-demand service.
Get Around Taxi Program	Concord	Program is available to Concord residents 65 years and older. Provides door to door service, allows seniors to get taxi service at a subsidized rate.
Go San Ramon!	San Ramon	A pilot program by County Connection that provides discounted (up to \$5) Uber and Lyft shared trips (due to COVID-19 pandemic, this is now all trips) within the designated San Ramon service area.
Mobility Matters*	Countywide	Provides two programs, one for seniors over 60 and one for veterans. The senior program requires riders to need door through door escort to qualify. The veteran program requires riders to not have access to safe transportation to qualify and trips cover medical, dental, and basic necessities (e.g., grocery shopping).
Lamorinda Spirit Van*	Lamorinda	Provides rides to older Lamorinda residents (age 60 and up) to errands, shopping, medical and personal appointments Monday through Friday, and to the C.C. Café at the Walnut Creek Senior Center for lunch Tuesday through Friday. Drivers are primarily volunteers.



Service	City / Service Area	Description of Service
<b>Pleasant Hill Senior Van Service</b>	Pleasant Hill	Provides rides to destinations in Pleasant Hill Monday through Friday, and to Concord, Martinez, and Walnut Creek for medical and dental appointments Mondays, Tuesdays, and/or Thursdays. Pleasant Hill residents aged 55 and over can register. Rides are \$1.50 each way per passenger and must be scheduled one business day before the ride.
<b>R-Transit*</b>	Richmond	Lyft partnership, demand response, group trips, senior nutrition program transportation service, and standing orders.
<b>Rossmoor Dial-a-Bus</b>	Rossmoor	Dial-A-Bus service areas include destinations in the Rossmoor Community, Rossmoor Shopping Center, medical centers, and scheduled trips to the downtown service area at specific times. Picks riders up at their curbside entry. Operates seven days per week, and rides must be requested at least one hour in advance.
<b>San Pablo Senior Transportation*</b>	San Pablo	Door-to-door, group trips, nutrition program (brown bag), EBP ticket subsidy, travel training program, and standing orders
<b>Senior Express Van</b>	San Ramon	Provides rides for San Ramon residents between the Alcosta Senior and Community Center and the San Ramon Transit Center. Rides must be scheduled one business day in advance and riders must be at the Transit Center no later than 9:00am (return times from the Senior and Community Center vary by day). Rides are \$3 each way, or \$2 for Encore members.
<b>Seniors Around Town*</b>	Orinda	Provides an alternative transportation option to riders that live in Orinda and are 65 or older or have a medical condition that limits driving.



Service	City / Service Area	Description of Service
Walnut Creek Senior's Club Mini-Bus	Walnut Creek	Provides rides to Walnut Creek Seniors Club Members that are 60 years of age or older for any purpose during service hours for \$1 each way. Service hours are 8:45am to 3:40pm, Monday through Friday. Rides must be scheduled between 9:00am and 10:00am the day before, or up to two days before for medical visits. Uses volunteer drivers and dispatchers to schedule rides

*\*Note that these services are also described elsewhere in the report.*

## Veterans Administration (VA) Transportation Programs

The VA programs, based in the VA Medical Center in Martinez, provide a range of services to Contra Costa veterans, as described below.

The VA travel pay reimbursement through the Beneficiary Travel program pays veterans back for mileage and other travel expenses to and from approved health care appointments. The VA also offers travel pay reimbursement for eligible caregivers.

The VA offers two types of travel pay reimbursement for eligible veterans:

### Reimbursement Type 1: General Health Care travel

This benefit covers regular transportation, like car, plane, train, bus, taxi, or light rail. veterans may be eligible for this reimbursement if they are traveling for care at a VA health facility or for VA-approved care at a facility in their community. They must also have one of the following:

- Have a VA disability rating of 30% or higher, or
- Be traveling for treatment of a service-connected condition, even if their VA disability rating is less than 30%, or
- Receive a VA pension, or
- Have an income that's below the maximum annual VA pension rate, or
- Be traveling for a scheduled VA claim exam (also called a compensation and pension, or C&P, exam), or
- Be traveling to get a service dog, or
- Can't afford to pay for their travel, as defined by VA guidelines

If the veteran is traveling to get treatment at special disability rehabilitation centers, such as clinics providing care for spinal cord injuries, vision loss or blindness, or prosthetics rehabilitation, they may also be eligible if they need in-patient care.





## Reimbursement Type 2: Special Mode Transportation

This benefit includes special types of transportation, like an ambulance, ambulette, or wheelchair van. The veteran may be eligible for this benefit if they meet a variety of requirements.

As indicated above, there are some limitations that impact veterans' mobility needs, as follows:

- Some veterans do not qualify for VA care if they received an "other than honorable discharge, or dishonorable discharge, or weren't injured or sick while on active duty". For those veterans, the agency uses an income threshold, which also varies based on zip code.
- A key need is non-authorized non-medical trips. The VA has been informed of neighbors financially exploiting veterans who have no other means of transportation other than paying their neighbors excessive amounts for a ride.
- There are many veterans in the county who are not actively enrolled in the VA system whose transportation needs may be met through other programs.
- Same day trip needs are a big challenge for veterans. Even though the VA's social workers do provide information for alternative services, they basically can't meet veteran's same day needs unless the trip is easily accessible via public transport.
- A hospital discharge program would be particularly beneficial to those who do not qualify for the VA's programs or those who are discharged during non-operational hours.
- A GRH program would be useful for working veterans.
- Since the VA's transportation services are provided during working hours, there are many after hour mobility needs that are not served.

## Contra Costa Health Plan

The Contra Costa Health Plan (CCHP) provides health services to low-income communities in Contra Costa County. CCHP also provides non-emergency medical transportation (NEMT) to clients in order to access medical services. Services have been provided to Medi-Cal beneficiaries (95%) since 2015. These transportation benefits are not widely advertised due to concerns about costs. Provision of an NEMT trip needs to be prescribed by a doctor or provider. Transportation is not provided if the service is not covered by Medi-Cal. The CCHP call center includes four full-time staff who respond to phone inquiries and conduct "audits" of the services provided. Some of the main mobility gaps experienced by members include ride times (used to be 90 minutes one-way and two hours round trip, but the organization is working on reducing this to 40 minutes one-way). Other limitations include service to dialysis is only provided for the return trip, which is a challenge for some members; members are often directed to paratransit rather than TNCs or taxis because of accessibility issues, and the different policies at different paratransit programs means that the call takers need to be familiar with each of the paratransit program policies.





Contra Costa County also hosts a number of Non-Emergency Medical Transportation (NEMT) services. Non-emergency medical transportation (NEMT) is an important benefit for Medicaid beneficiaries who need to get to and from medical services but have no means of transportation. The Code of Federal Regulations requires States to ensure that eligible, qualified Medicaid beneficiaries have access to NEMT to take them to and from providers. Many NEMT trips are taking people to and from dialysis clinics.

## Subsidized Fare Programs/Voucher Programs

The demographic profile of Contra Costa County noted significant concentrations of poverty for older adults and people with disabilities. Cost can be a barrier to accessing transportation for these populations. Fixed-route transit providers offer reduced fares to older adults 65 and above and to people with disabilities. Senior Clipper Cards can be obtained via mail, online, and at participating transit agencies' customer service offices. The RTC card is a photo identification card that verifies a rider's eligibility to receive a reduced fare on fixed route transit. With the advent of Clipper, the RTC card now serves as an individual's Clipper Card which automatically applies the discount fare. RTC Clipper cards must be obtained from a fixed route transit provider and require a physician's verification or proof of a DMV Disabled Parking Placard. The initial application must be made in person and there are two locations in Contra Costa County – County Connection Customer Service in Concord and Tri Delta Transit Customer Service in Antioch.

Other transit agencies serving Contra Costa County that process RTC Clipper cards are located in Alameda County. AC Transit Customer Service is located in Downtown Oakland and BART Customer Service in Lake Merritt station. For some consumers, obtaining a ride to one of these specific locations to apply for a card represents a barrier. No Contra Costa County transit providers currently have means-based discount programs for the general population.

Subsidized fare and/or voucher programs also exist that are administered through social service agencies. Many transit agencies sell fare products at bulk discounts to social service agencies that serve low-income populations. These organizations determine eligibility and issue the fare products to their clients at their own discretion, free of charge, or at significant discounts. Some programs also include fares/vouchers for volunteer-based transportation programs and/or taxis. These programs are designed primarily to address immediate needs and depend on the discounts offered by transit agencies and available funds to purchase fare products.

Taxi subsidy programs allow eligible participants to use taxis at a reduced fare by reimbursing a percentage of the fare, or by providing a low-cost fare medium, e.g. scrip or vouchers, which can be used to cover a portion of the fare. As noted earlier, several Contra Costa County cities offer subsidized taxis for older adults and people with disabilities.



## Volunteer Driver Programs

Volunteer driver programs connect riders to a network of volunteers that provide one-way, round-trip, and multi-stop rides. Cost of participation in these programs can be provided free of charge, on a donation basis, through membership dues, or at a minimal cost, and typically have an eligibility process and advance reservation requirements. Programs are sponsored by non-profit organizations, transit agencies, or cities and counties. Some volunteer driver programs may also have an escort component where volunteers accompany riders with mobility devices on paratransit services, when they are unable to travel in a private vehicle. Some programs may use staff to provide initial rides or to fill gaps when volunteers are unavailable.

Volunteer driver programs are generally designed for older adults and can fill key needs that are not met by other transportation services such as ADA-mandated paratransit. A key gap these programs usually address is offering door-through-door service. These services are therefore ideal for more frail individuals who cannot wait outside, may need a stabilizing arm, help with a jacket or carrying groceries, etc. These programs are also well-suited for certain medical trips, for example when someone needs to stop and pick up a new prescription before going home, or go to a facility in another county for specialized treatment. Volunteer driver programs usually have to closely monitor their capacity and face ongoing challenges with funding and finding quality volunteers.

Figure 2-22 Contra Costa County Volunteer Driver Programs

Program	Description <sup>11</sup>
John Muir Health: Caring Hands	Provides volunteer trips for medical appointments and shopping in central, southern, and eastern Contra Costa County <b>Note: At time of publication, program was discontinued and service transferred to Mobility Matters</b>
Lamorinda Spirit Van	Provides rides to older Lamorinda residents (age 60 and up) to errands, shopping, medical and personal appointments Monday through Friday, and to the C.C. Café at the Walnut Creek Senior Center for lunch Tuesday through Friday. Drivers are primarily volunteers.
Mobility Matters	Provides two programs, one for seniors over 60 and one for veterans. The senior program requires riders to need door through door escort to qualify. The veteran program requires riders to not have access to safe transportation to qualify and trips cover medical, dental, and basic necessities (e.g., grocery shopping)
Seniors around Orinda	Riders must live in Orinda and be 65 or older or have a medical condition that limits driving.

<sup>11</sup> Services have been altered during COVID.



## Mobility Management

Mobility management services cover a wide, such as travel training, coordinated services, trip planning, brokerage, and information and referral. For the purposes of this resource list, mobility management services refer to the provision of individual transportation information and assistance, and service linkage. Mobility management services are closely related to information and referral, but go further by providing more individually tailored information and providing service linkage. Where available, mobility management is an ideal “entry point” for low-income populations, seniors, people with disabilities, and veterans to the range of transportation resources available.

### Mobility Matters

In Contra Costa County mobility management is provided by Mobility Matters through a transportation information and referral helpline that utilizes a case management model based on individual transportation needs. Callers are assisted to determine their needs and resources that are available to them. Mobility Matters also publishes a transportation guide “Way To Go Contra Costa,” provides individualized emergency disaster plans, and coordinates with emergency services to assist and notify Mobility Matter’s clients in the event of a disaster.

## Private Transportation

Private transportation providers have always been an integral partner in the provision of transportation resources for older adults and people with disabilities. Private transportation providers are for-profit entities in the business of transporting people. As noted earlier, most fixed-route transit agencies contract with private transportation providers to provide ADA-mandated paratransit. This is also true of many of the Community-Based Shuttles described earlier. In these instances, riders do not request or access the transportation directly from the private company, but through the agency sponsoring the service.

Other options are more likely to be requested directly by the rider. Taxis have filled gaps in transit and paratransit service for decades. In the last decade smart phone app-based ride-hailing companies, also called transportation network companies (TNCs), like Uber and Lyft, have begun to fill some of the same gaps. However, smart-phone, software-driven transportation options are difficult to track because the data is privately controlled, and the services are volatile, with providers rapidly going into and leaving markets or falling out of business. Other examples of private transportation are school bus services (where available), motor coach services, shuttles, vanpools, and limousine and sedan services.

Although private transportation providers are subject to the ADA in terms of access, service, fares and training – the requirement to provide wheelchair accessible vehicles is still being debated. A number of Bay Area cities and counties including Alameda, Marin, San Francisco, and Santa Clara Counties have attempted to increase accessible taxi options with limited success. TNC/ride-hail companies (e.g. Lyft, Uber) have attempted to increase accessible services with limited success in different locations around the U.S.



through options such as uberACCESS, uberWAV, and Lyft Access. In 2018 California passed the TNC Access for All Act<sup>12</sup>, a surcharge on TNC rides, which is currently undergoing a rule-making process. The Act could result in services and/or funding to augment transportation options for older adults and people with disabilities.

Private transportation providers can be helpful in making first and last mile connections to transit. However, riders can face barriers when trying to use private providers directly for an entire travel trip, including affordability, accessibility for riders with mobility devices, and access to smartphones.

---

<sup>12</sup> SB 1376 – <https://www.cpuc.ca.gov/tncaccess/>



## 3 OUTREACH

This chapter summarizes the study's public engagement strategy and findings in the following sections:

1. Outreach Plan
2. Virtual Outreach Toolkit
3. Survey
4. Implementation Survey
5. Web Outreaches
6. Presentations
7. Focus Groups
8. Telephone Town Hall
9. Stakeholder Interviews
10. Outreach Results from Related Reports

### OUTREACH PLAN

At the outset of this effort, Nelson\Nygaard developed a framework for public outreach and engagement that would solicit input from key individuals and organizations as well as a broad cross-section of Contra Costa County's communities and stakeholder groups, particularly seniors and persons with disabilities. The outreach plan included five key goals to support a successful Accessible Transportation Strategic Plan:

1. Educate community members about the Study and different transportation options in the County.
2. Engage with community members and learn about current transportation usage.
3. Identify strengths and challenges of existing services and unmet needs.
4. Gather and incorporate feedback on alternative models.
5. Create support within the community for new models and identify potential barriers to implementation.

### Oversight Committees & Partnerships

The plan called for the establishment of two oversight committees - a Technical Advisory Committee (TAC) and a Policy Advisory Committee (PAC) - as well as input from riders and partnerships with Community-Based Organizations (CBOs). Oversight committee members are listed in Chapter 1.

**Technical Advisory Committee:** The TAC's purpose was to provide subject matter expertise about technical and financial implications of service concepts under study, and review recommendations. Its members included staff with direct operational, management, or policy development experience with accessible transportation type issues.



**Policy Advisory Committee:** The PAC's purpose was to provide Study oversight, gather information on the subject matter, provide direction on public policy implications, and serve as liaisons to transit districts, Regional Transportation Planning Committees, the CCTA Board, and the Board of Supervisors. Its members included executive staff, board members and their appointees, and subject matter experts.

**Rider Input:** The project team solicited input from riders through regular updates to the County Paratransit Coordination Council (PCC), surveys, and through targeted focus groups.

**Community-Based Organization Partnerships:** The project team partnered with CBOs that support senior populations, people with disabilities, and diverse ethnicities and incomes in each of the four planning areas of the County. Since the CBOs have already established good contacts and legitimacy with their stakeholders, the project team communicated through these groups and connected with community members directly through their trusted networks.

## Engagement Tools & Techniques

The plan included a set of engagement tools and techniques that the project team originally planned pre-COVID to communicate information and solicit input from target populations in Contra Cost County. **Figure 3-1** presents the planned engagement tools and techniques, which were to be conducted within two overall phases:

- Phase 1 (January - February 2020): Receive input on transportation experiences, challenges, and unmet needs.
- Phase 2 (July-August 2020): Receive feedback on alternative service models and identify potential barriers to implementation.

However, due to the COVID-19 pandemic that began late February 2020 leading to Bay Areawide Public Health Department recommendations to shelter-in-place, the outreach tools and techniques were adjusted to facilitate remote engagement. **Figure 3-1** describes if/how each of the tools and techniques were updated in the wake of COVID-19.





Figure 3-1 Engagement Tools and Techniques

Engagement Tool/Technique	Updates due to COVID-19
Interviews with targeted stakeholders	Timeline was extended to capture different perspectives throughout COVID
Simple survey	Became primary outreach tool, over 1,000 completed online, paper, and on phone.
Public meetings (PCC)	Presented by CCTA staff on Zoom meetings
Presentations as part of other ongoing projects	Presented to Developmental Disabilities Council of Contra Costa County and Pleasant Hill Commission on Aging. Opportunities sought for online but not found.
Countywide Telephone Townhall	Conducted in November
Tabling as part of other ongoing projects	Not available
Focus groups	Timeline extended as groups became accustomed to online meetings. Five held via Zoom.
Up-to-date project website	Reflected changes to outreach due to COVID



## Virtual Outreach Toolkit

As the first shelter-in-place began in March 2020 and the scope of the pandemic became apparent, Nelson\Nygaard pivoted the outreach strategy to an online and virtual meeting model. Accordingly, the team developed a Toolkit for members of the TAC and PAC, and CBO partners. The Toolkit included the following items:

- A new flyer reflecting at-home participation
- Flyer text for emails
- Script for check-in calls
- Survey
- Sample Twitter text

Most materials were translated into Spanish and the surveys were also translated into Mandarin.

Figure 3-2 Revised Flyer

The flyer is titled "Contra Costa Accessible Transportation Strategic Plan" and "Let's make transportation convenient for older adults and people with disabilities". It includes a paragraph explaining the survey's purpose, a call to action "You can participate from home!", and survey links. Contact information for phone, email, and website is provided at the bottom, along with logos for the transportation authority and the county.

Contra Costa Accessible Transportation Strategic Plan

### Let's make transportation convenient for older adults and people with disabilities

If you're an older adult, have a disability, or are a veteran, transportation in Contra Costa County can be challenging. We want to identify ways to make it easier for you to get around the county—whether you're going to an appointment, getting groceries, visiting family, or anything else.

**You can participate from home!**

Due to the shelter-in-place we are asking individuals to complete the survey online or participate in a short phone interview. Participants will be entered in a drawing for a \$25 gift card!

Take the survey on-line at [www.surveymonkey.com/r/CCTA\\_Survey2](http://www.surveymonkey.com/r/CCTA_Survey2) or in Spanish at [www.surveymonkey.com/r/CCTA\\_SurveySPN](http://www.surveymonkey.com/r/CCTA_SurveySPN)

Call us at **857-305-8004**

Email us at [info@atspcontracosta.com](mailto:info@atspcontracosta.com)

Visit us at [atspcontracosta.com](http://atspcontracosta.com)

CONTRA COSTA transportation authority

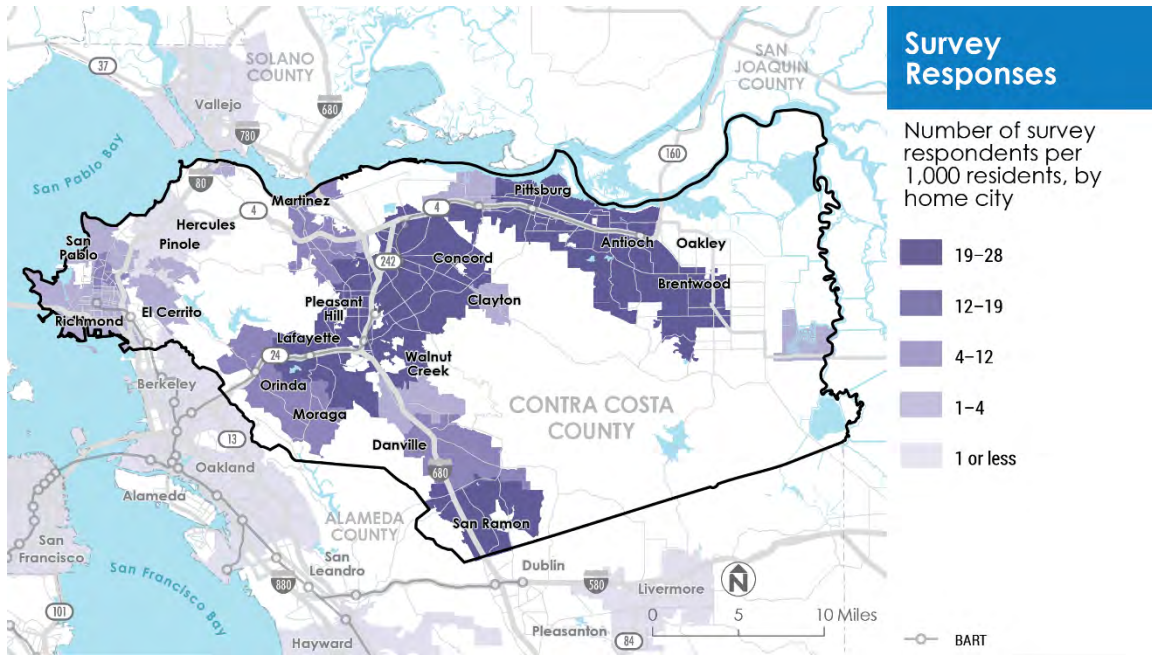
CONTRA COSTA COUNTY, CALIFORNIA



## SURVEY

The survey was one of the most important outreach tools used for this project. Nelson\Nygaard conducted a mix of paper surveys and an online survey hosted on SurveyMonkey. The survey was available in three languages: English, Spanish, and Mandarin. We received 996 responses in English, 7 in Spanish, and 60 in Mandarin. Using this combination, a total of 1,063 responses were collected. The map below shows the spatial distribution of survey respondents within the County.

Figure 3-3 Map showing spatial distribution of Survey Responses



Due to the onset of COVID-19 pandemic, distribution of survey and engagement was limited. In this case, other means to reach the public were sought. Both the printable paper version and online SurveyMonkey survey was published on the project website in all three languages. It was also distributed to key stakeholder groups, such as local and regional news outlets, senior centers and programs, transit agencies for seniors and disabled, etc. within the region in order to reach out their readers or users. These agencies forwarded the survey to their user groups and, if applicable, posted it on their social media to market it further.





Figure 3-4 Public Engagement Collateral

The figure displays various public engagement materials:

- Website Screenshot:** Shows the Contra Costa County website with news items such as "UPDATE on Board of Supervisors Meeting" and "Library Launching Front Door Service". A sidebar on the right features a "We are Lafayette, California Strong" section.
- Printed Flyer:** Titled "Let's make transportation convenient for older adults and people with disabilities". It includes details about the survey, participation options (in-person or from home), and contact information for the Transportation Authority.
- Twitter Post:** A tweet from @511ContraCosta dated June 8, 11:13 AM, announcing the survey and providing a link to participate. The tweet includes the text: "RT @CCTA: We are gathering input from the community on ways to make transportation convenient for older adults and people with disabilities. Please visit https://t.co/1ChM8v78rV as your input will help us better meet your transportation needs and be entered to win a \$25 gift car...".
- Instagram Post:** A sponsored post from mtcбата (mtc) titled "Seniors and people with disabilities in Contra Costa County". It features a graphic with a person on a wheelchair and a call to action to "Learn More".
- Email Snippet:** A portion of an email from Contra Costa TA, dated June 8, 2020, at 10:55 AM, which repeats the survey information and provides the website link.



There was also an additional option provided to call in and respond to the survey by phone. Nelson\Nygaard had a dedicated team member to respond to calls and answer questions, along with filling out the survey over the phone. There were also community partners, such as Choice in Aging and Mobility Matters, that provided this option to their constituents, sometimes during regular check-in wellness calls. This service led to 244 people calling in to respond to the survey who either did not have the technology or the ability to do so themselves. About 46% of the people who filled out the survey completed it without assistance. The remainder had somebody filling out the survey on their behalf or they had called in to respond to questions.

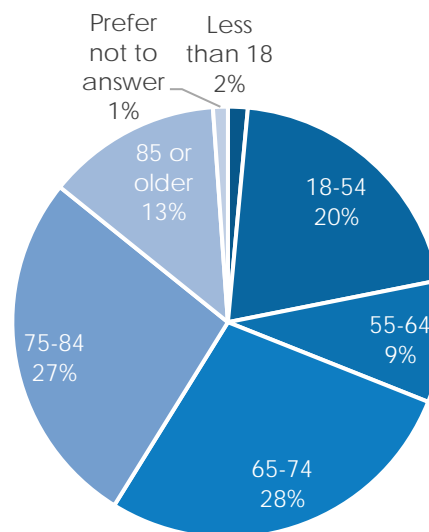
The survey consisted of a total of 22 questions, 8 of which were optional depending on the respondents' mode of transportation. Amongst the rest, three questions were based on their demographic information (age, place of residence, contact details), and one was on the riders' travel accommodations (cane, walker, etc.) In addition, the survey asked if respondents were willing to provide contact information in order to be included in a list for further outreach.

## Survey Results

### Age

Out of 809 respondents who answered the question regarding their age, 77% were older adults (55 years or older). Amongst the respondents, only 16% reported that they are certified as eligible for service based on disability with East Bay Paratransit, WestCAT Dial a Ride, County Connection LINK, Tri Delta Paratransit, or under the Regional Transportation Connection (RTC Clipper) program. Forty-seven percent of this group were older adults, 49% between the age of 18 and 54 and 2% younger than 18.

Figure 3-5 Respondents' Age Distribution

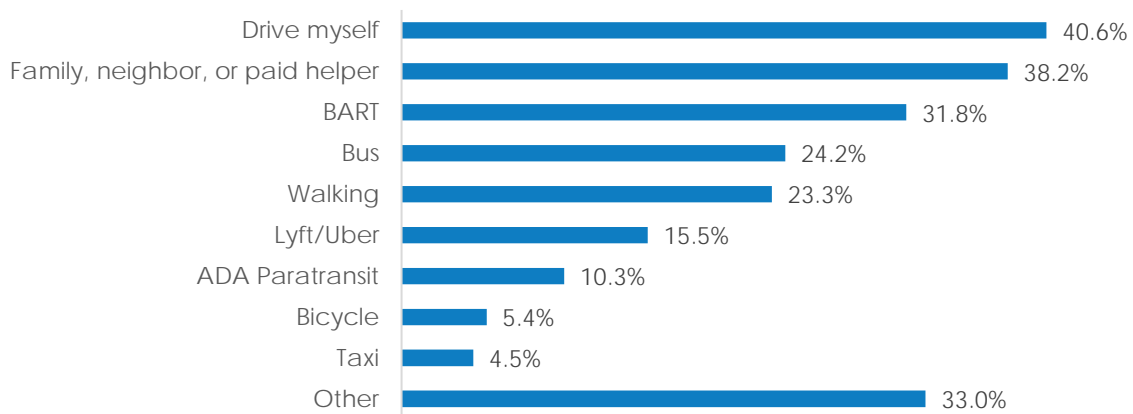




## Mode Share

Regarding transportation modes used, over 40% of the respondents said that they drive themselves, followed by 38% who are driven by family, neighbor, or a paid helper. BART was chosen by 32% of the respondents, and bus was chosen by 24%. Amongst other modes of transportation, walking (23%) had the highest share, followed by Lyft/Uber (15.5%), ADA Paratransit (10%), bicycle (5%), and taxi (4.5%). 29% of respondents also rely on other forms of getting around, including Mobility Matters volunteer driver program and Lamorinda Spirit Van.

Figure 3-6 Mode Share Distribution



Note: Respondents could choose as many modes as they used. Hence, the percentage is out of 1,063 for individual categories and not as a whole.

Amongst the 24.2% respondents who listed bus as their chosen mode of transportation, 42% were County Connection users, followed by users of AC Transit (22%), Tri Delta (20%) and WestCAT(5%). Finally, 11% mentioned using another bus system to those already mentioned.

The distribution for ADA paratransit was similar to the bus system. 44% of paratransit riders use County Connection LINK and 22% use Tri Delta Paratransit, closely followed by East Bay Paratransit (19%) making these the most popular bus services. WestCAT Dial-a-Ride only had 6% of paratransit users. These patterns are consistent with findings in similar studies.





Figure 3-7 Bus Users' Distribution

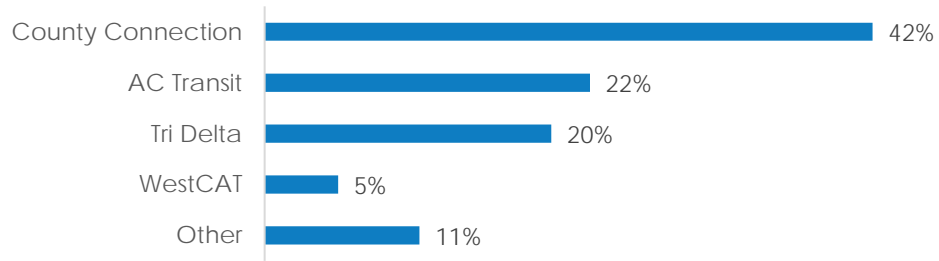
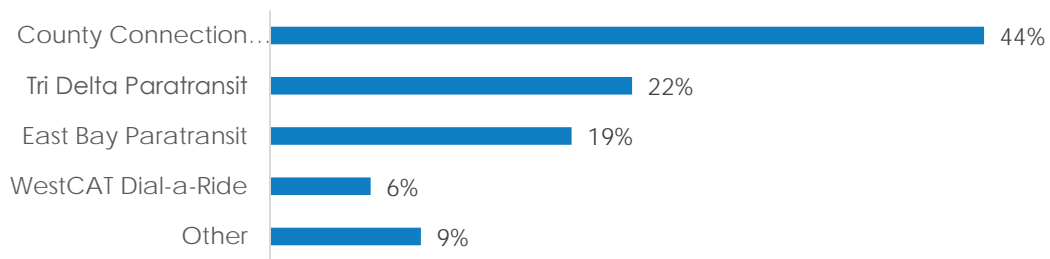


Figure 3-8 Paratransit Users' Distribution

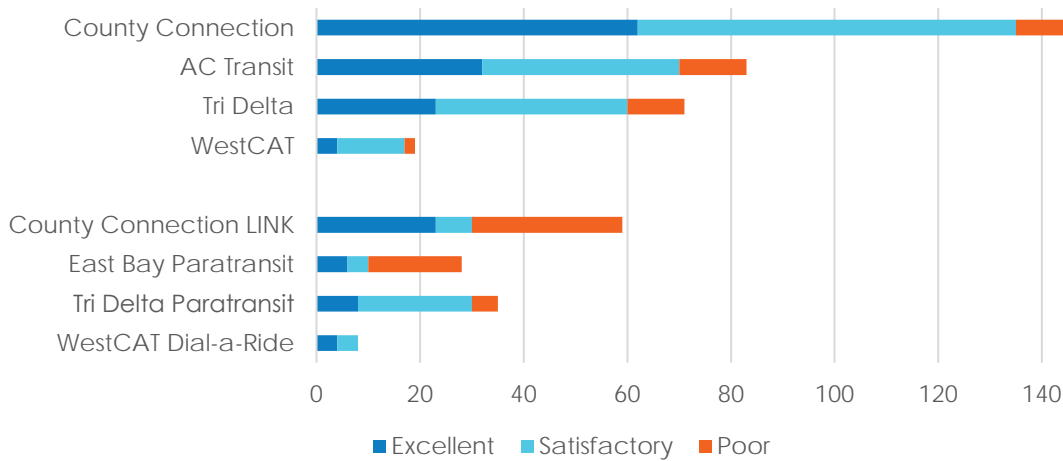




## Rider Satisfaction

Eighty-eight percent (88%) of bus users report having satisfactory or excellent bus riding experiences and interactions with drivers, while this rate was 60% amongst ADA paratransit users. Amongst the different bus services in the region, AC Transit had a dissatisfaction rate of 16%, followed by Tri Delta Transit with 15%, WestCAT with 11% and lastly, County Connection with 9%. As for the different ADA Paratransit services, the dissatisfaction rate was highest amongst East Bay Paratransit users (64%), followed by County Connection LINK (49%), and Tri Delta Paratransit (14%). WestCAT Dial-a-Ride had no users who marked the level of service as poor, which could be explained by the small sample size.

Figure 3-9 Transit and Paratransit Satisfaction Rates



As for Lyft and Uber users, out of the 15.5% of respondents who usually use Lyft or Uber to get around, 92% report having satisfactory or excellent Lyft/Uber riding experiences and interactions with drivers. This satisfaction rate is much higher than bus and paratransit users.

Figure 3-10 Lyft/Uber Satisfaction Rates

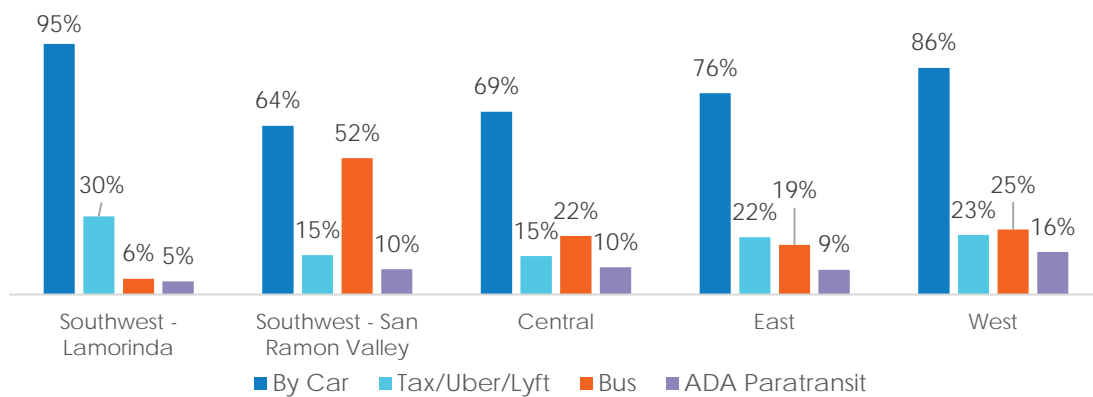




## Trip Distribution

Looking deeper into the distribution of different modes of transportation spatially, it can be seen that for all County regions, the car is the primary mode of transportation, whether it is people driving themselves or someone giving them a ride. Dependency on Uber/Lyft/Taxi is the highest, after car, in Southwest - Lamorinda and East regions amongst different modes. Dependency on riding the bus is highest in the Southwest - Lamorinda area, followed by the West area and the Central area. Lastly, ADA Paratransit dependency is the lowest amongst all modes for all five regions, with the lowest in Southwest - Lamorinda area.

Figure 3-11 Mode of Transportation by Regional Transportation Planning Committee Areas

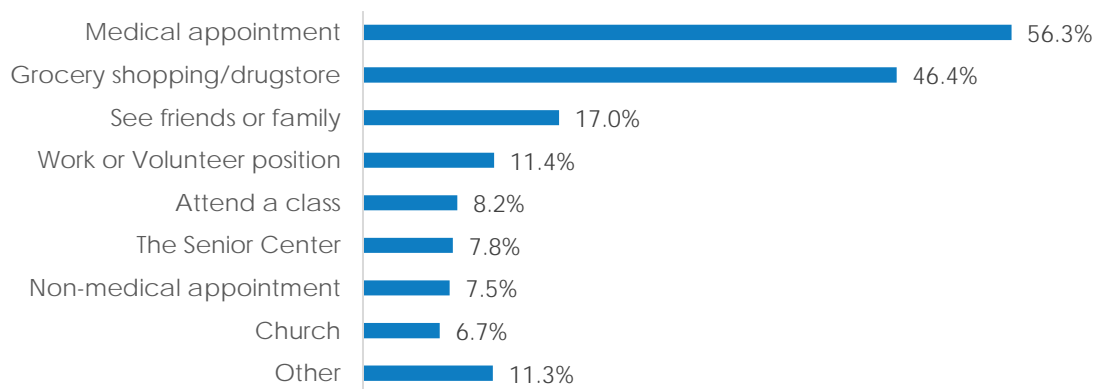


Note: Respondents could choose as many modes as they used. Hence, the percentage is out of total respondents for each region.

## Trip Purpose

Medical appointments and grocery stores/ drugstores are riders' most common destinations as illustrated in the graph below.

Figure 3-12 Where Are Respondents Going?



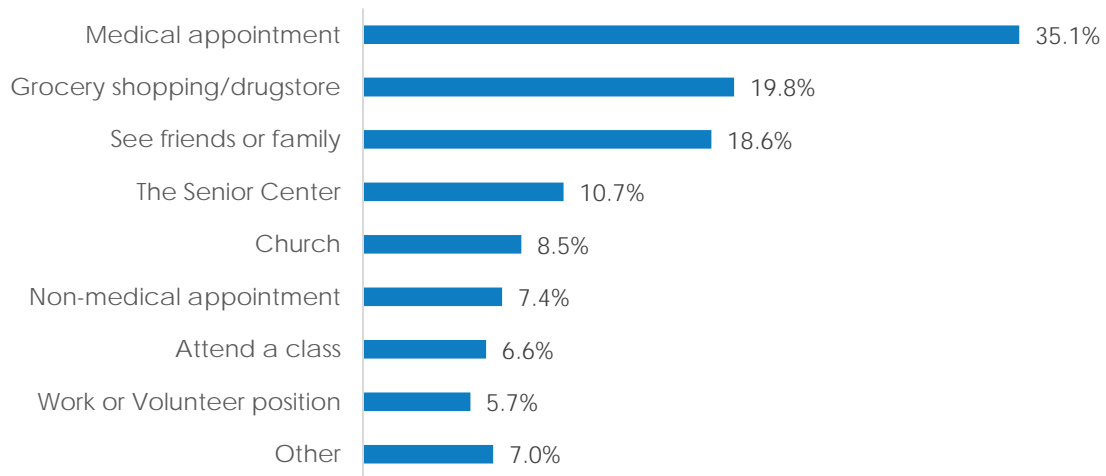
\*Respondents could choose up to three trips that they take most often. Hence, the percentage is out of total respondents (1,063) individually for each trip type.



## Transportation Challenges

Thirty-five percent (35%) of respondents also reported that medical appointments are the most difficult to get to, followed by the grocery or drugstore (20%) and visiting friends and family (19%). 38% of respondents also said that there are additional places they would like to go to but are unable to get to due to lack of convenient transportation. Most of these were recreational places such as parks, museums, tourist destinations. Improved connectivity to BART stations emerged as a pressing need.

**Figure 3-13 Which Trips are Most Difficult to Make?**

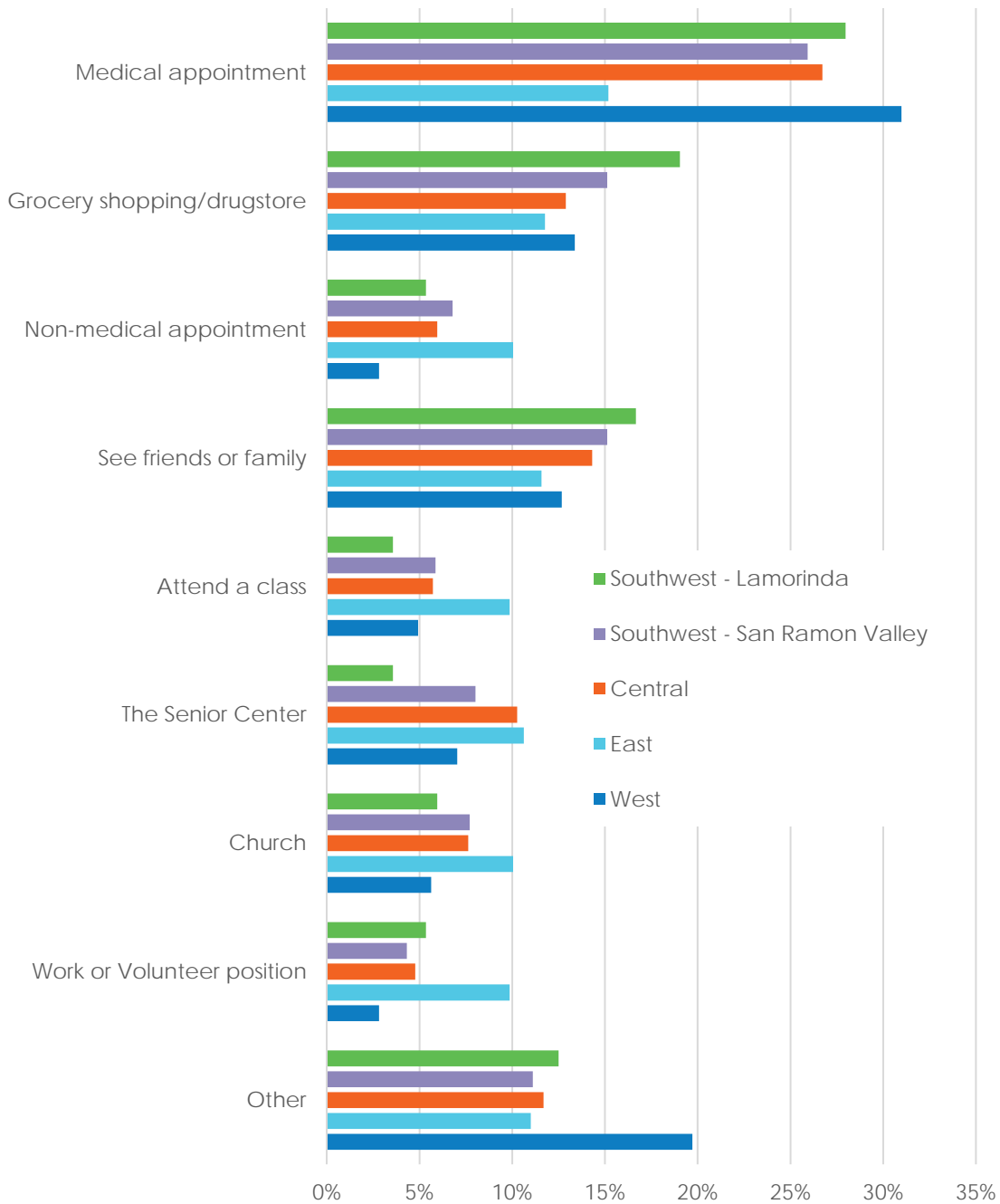


Note: Respondents could choose up to three trips that they take most often. Hence, the percentage is out of total respondents (1,063) individually for each trip type

For the different areas of the County, taking trips to medical appointments are the most difficult for respondents. For Southwest – Lamorinda’s respondents, taking trips to grocery shopping/drugstore and to see family and friends are most difficult after medical trips. Within East region, there are no significant differences in the difficulties reported reaching different destinations. Responses from residents of Southwest – San Ramon Valley and Central region follow the same trend as the overall chart for trip difficulty.



Figure 3-14 Most Difficult Trips for Respondents, by Area of County



Note: Respondents could choose up to three trips that they take most often. Hence, the percentage is out of total responses within each region for each trip type.

Many survey takers living in the West region also mentioned difficulties in taking "Other" trips which mainly includes recreational trips.



While respondents face a variety of challenges with existing transportation services in Contra Costa County, many of them report feeling unsafe while traveling (29%). In this context, safety refers to safer night service and more secure service to avoid thefts and injuries. Followed by safety, respondents listed that they cannot take transportation when they need (24%), as in the hours of service do not work for them.

Figure 3-15 Respondent Transportation Challenges



Note: Respondents could choose up to three challenges that they faced most often. Hence, the percentage is out of total respondents (1,063) individually for each challenge.



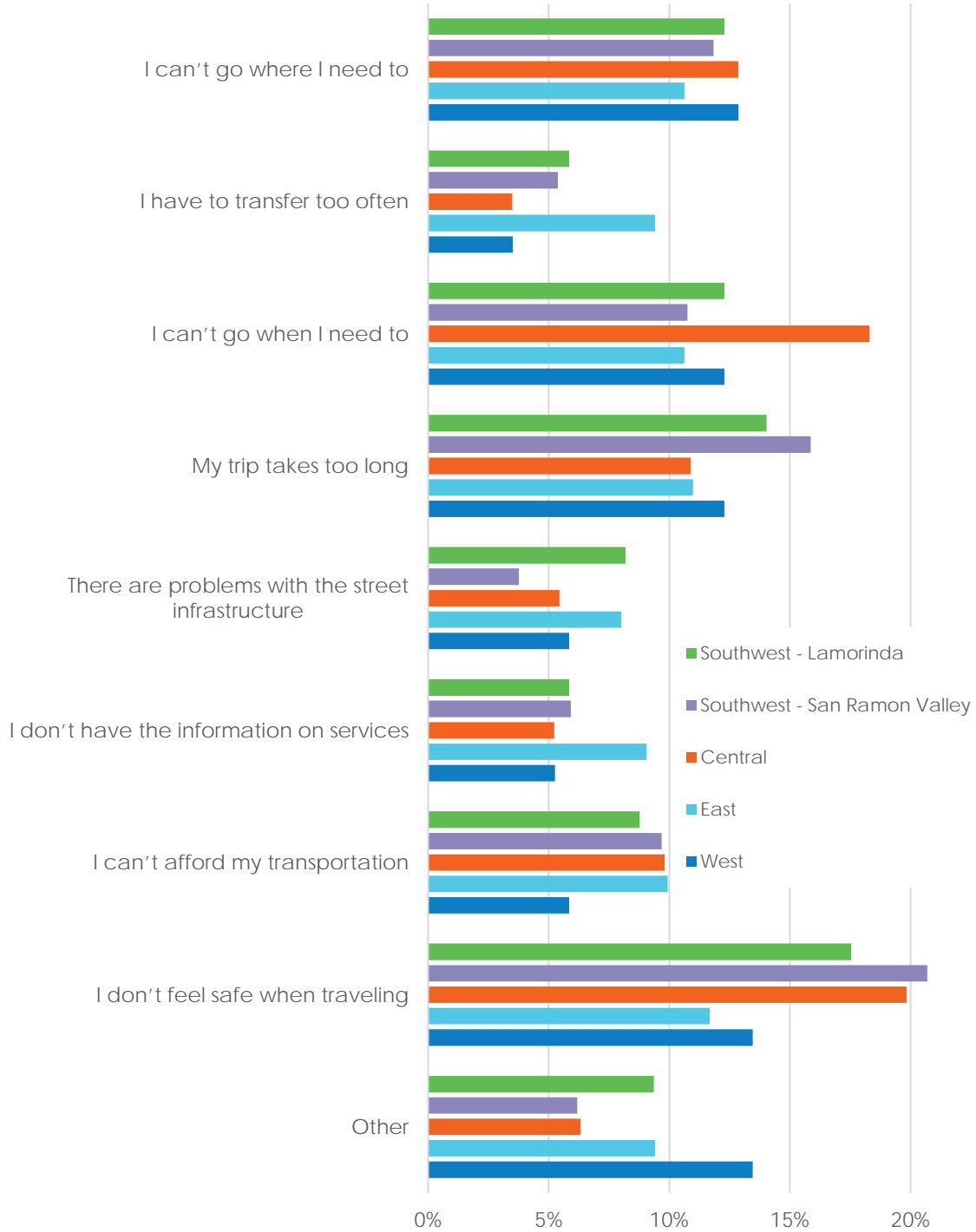
Respondents from the Southwest - San Ramon Valley region listed safety and trip length as their biggest concerns. After safety, service hours were the biggest challenge for respondents from the Central Region. For respondents in the West region, transportation service area, hours and trip duration emerged as major challenges after safety.





Respondents in the East region did not show significant differences between their concerns.

Figure 3-16 Transportation Challenges, by Area of County

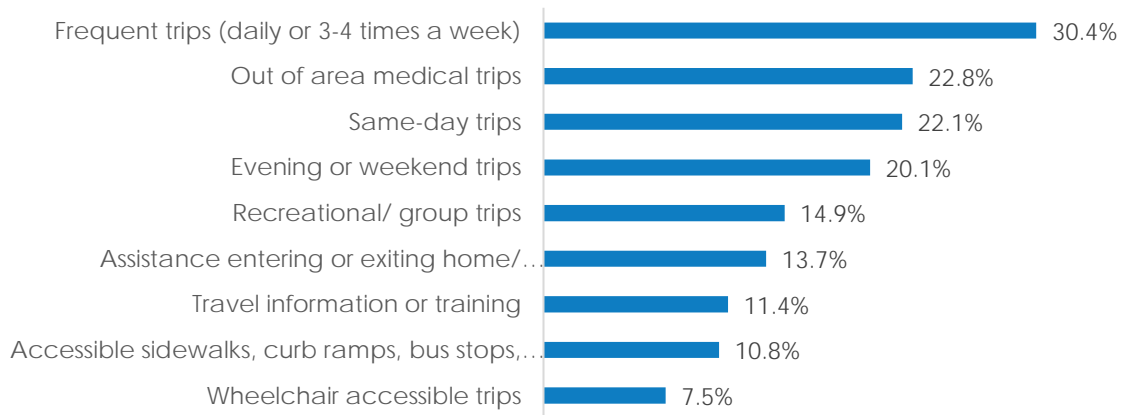


Note: Respondents could choose up to three challenges that they faced most often. Hence, the percentage is out of total responses within each region for each challenge.



Respondents want more frequent trips (30%), followed by same-day trips (22%), i.e. trips that can be booked on the same day that the trip needs to be taken, similar to Uber/Lyft, and trips at different times of the week, including evenings and weekends (20%). Out of area medical trips (23%) is another common transportation need listed by respondents. Some of the destinations mentioned for out of area medical trips were University of California- San Francisco campus, Stanford University School of Medicine, Kaiser in Vallejo, and Summit, Pleasanton and Eden Medical Centers.

**Figure 3-17 Preferred Transportation Services**

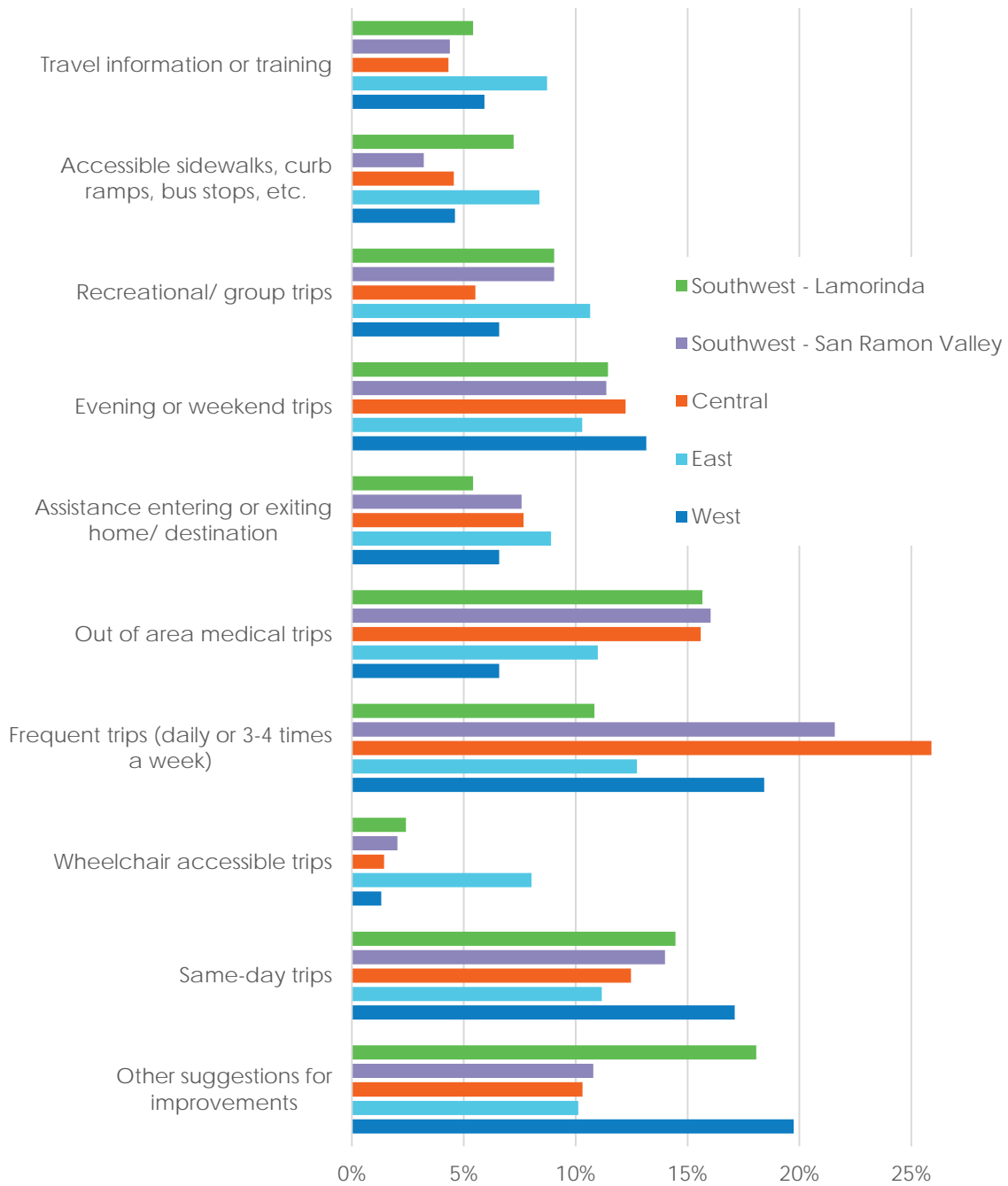


Note: Respondents could choose up to three needs that they require most often. Hence, the percentage is out of total respondents (1,063) individually for each need type.

Breaking down this need further by region, frequent trips was the top need that the respondents requested in three out of the five regions (except Southwest - Lamorinda and West Regions). Respondents in the Southwest - Lamorinda and West Regions listed other improvements such as additional bus services as their top need. For Southwest - Lamorinda, out of area medical trips and same day trips are also listed as respondents' top needs. Whereas for the West region, frequent, same-day and evening/weekend trips are additional needs mentioned. The Southwest - San Ramon Valley and Central regions follow the trend of the overall needs chart. The East region follows the same trend as before, where all the needs had almost equal response rates.



Figure 3-18 Preferred Transportation Services, by Area of County



Note: Respondents could choose up to three needs that they require most often. Hence, the percentage is out of total responses within each region for each need.



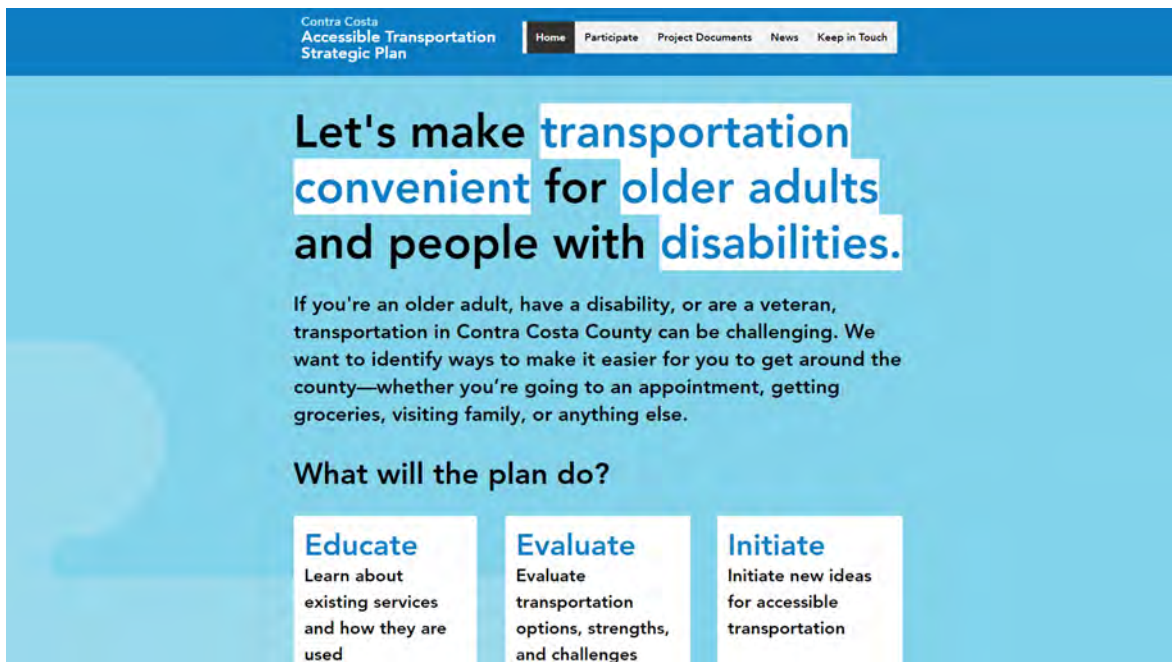
## Implementation Survey

While developing the Plan, the team created a new survey to ask stakeholders to help prioritize potential strategies for implementation. CCTA may choose to continue the survey to collect input on priorities as the Plan moves forward.

## WEB OUTREACH

Nelson\Nygaard developed a dedicated website for the project that provided brief context to the project and what it entails, ways one could participate in the project, up to date project documents, news articles regarding the project, and lastly, a webform to join the mailing list and/or to provide comments.

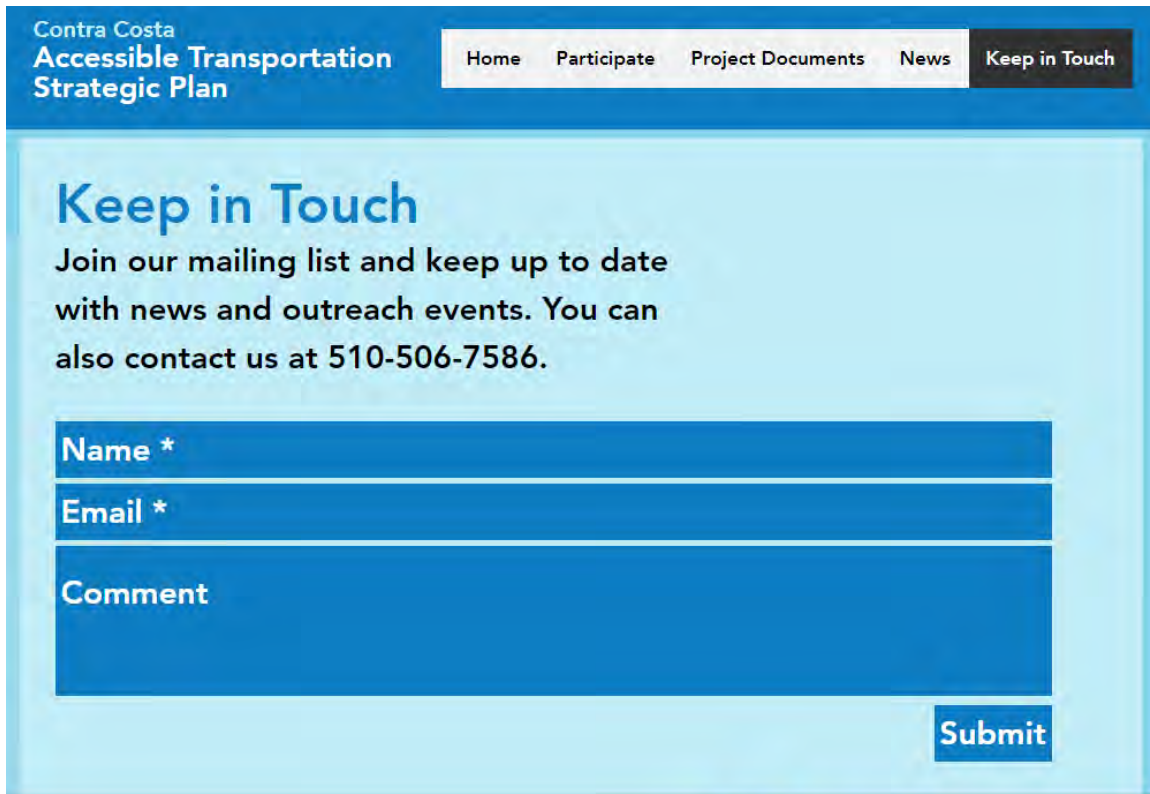
Figure 3-19 Project Website Homepage



The webform responses were all logged, addressed and maintained by Nelson\Nygaard staff. There have been more than 60 responses via the webform so far. Out of which 50 responses are people who want to join the mailing list and stay updated regarding the project progress.

The team also received and kept track of all the emails that were sent by residents of Contra Costa County with concerns about the project or feedback. Most of these direct emails were regarding service addition to particular areas.

Figure 3-20 Project Website Mailing List Sign-Up Form



The screenshot shows a web form titled "Keep in Touch" on the Contra Costa Accessible Transportation Strategic Plan website. The form includes a navigation menu with "Home", "Participate", "Project Documents", "News", and "Keep in Touch". The main heading is "Keep in Touch" in large blue font. Below it, the text reads: "Join our mailing list and keep up to date with news and outreach events. You can also contact us at 510-506-7586." The form has three input fields: "Name \*", "Email \*", and "Comment". A blue "Submit" button is located at the bottom right of the form area.



## PRESENTATIONS

Nelson\Nygaard presented to the Developmental Disabilities Council of Contra Costa County on February 18, 2020. CCTA and County staff presented to the Pleasant Hill Commission on Aging on March 12, 2020. When in-person meetings were rendered undoable in mid-March due to shelter-in-place restrictions, further opportunities were sought for presentations at online meetings, but were not found.

## FOCUS GROUPS

Nelson\Nygaard conducted five virtual focus groups with seniors and persons with disabilities. These focus groups were hosted in place of the in-person meetings that the project team initially expected to hold with CBOs (prior to the pandemic). The conversations enabled the project team to have in-depth conversations with certain populations that had not been reached sufficiently through other forms of public engagement; specifically, they were designed to receive feedback from adults with disabilities, people with Limited English Proficiency, and residents in West County. During the conversations, participants shared their experiences with transportation services in



Contra Costa County both during and before the COVID-19 pandemic, including key challenges, opportunities, and priorities. **Figure 3-21** describes the target population of each group, how many people participated, and the date of the event.

**Figure 3-21 Summary of Focus Groups**

Host Group	Target Population	Number of Participants	Date
Diablo Valley College	Students with disabilities and staff	5	June 17, 2020
San Ramon Senior Center	Seniors and Mandarin-speaking residents	10	July 24, 2020
City of El Cerrito	West County residents	14	August 3, 2020
Lighthouse for the Blind	Visually impaired individuals	13	August 11, 2020
San Pablo Senior Center	West County and Spanish-speaking residents	3	August 31, 2020

Focus group participants reported that they use a variety of transportation modes, including paratransit, transit, and Lyft/Uber ride-hail services, to make essential and non-essential trips in Contra Costa County. Many participants find that the paratransit and transit services across the County are fragmented and that there is a lack of awareness about non-driving options. As a result, many people rely on family, friends, or neighbors to drive them, which can be challenging because people are not always available or willing to drive. For these reasons, the focus group conversations sought to understand the barriers and challenges that people face when traveling within Contra Costa County. The following sections describe the feedback we heard from participants regarding three modes: paratransit, transit, and Lyft/Uber.

## Paratransit

Focus group participants expressed a handful of challenges related to paratransit. Most participants who use or have used paratransit in the past, emphasized that paratransit **lacks reliability** due to **long wait times and challenging timing issues**. For instance, one participant mentioned how she has had to leave important medical appointments early because the driver arrived ahead of schedule, and how she has missed important appointments because the driver arrived late. Also, scheduling a paratransit ride requires **advanced planning**, which is not always possible. Furthermore, participants find that paratransit is **expensive**; for this reason, many rely on transit services instead. People provided **mixed reviews regarding the helpfulness of drivers** – some help carry groceries, while others do not.

Perhaps one of the greatest challenges is a lack of **access to information** about paratransit services. This highlights a major equity concern, as people often do not know that they may be eligible for paratransit service. Many participants expressed a desire for





improved access to information about non-driving options. One participant shared that she only recently learned that people with disabilities can apply for paratransit. Since this service is not advertised, she and others who need it are not aware of this service.

Many participants also noted that they feel limited by the types of **paratransit stop** types. They would like additional stops that would increase access to shopping centers, parks, and other places that support their personal well-being outside of medical appointments. During the pandemic, some paratransit agencies have offered services for shopping trips. Participants indicated that they like this option and would like to see it continue in the future.

## Transit

Many focus group participants do not qualify for paratransit services, did not know it was an option, or find that the barriers to access it (i.e. fares) are too high. Thus, many participants rely on transit services for essential and non-essential trips.

Focus group participants indicated several challenges that they encounter while riding transit and/or barriers to using the public transit system. For many, **BART feels unsafe and unclean**; these conditions often deter people from taking transit at night or at all. People find that there are poor walking conditions in and around station/stop areas and that other riders are inconsiderate. Furthermore, **announcements** on buses/BART are lacking, do not work consistently, and/or are not loud enough. Also, one participant noted that she often uses the bus for one direction of her trip, but not for her return trip because she has difficulty navigating the stops; this participant expressed that she would like training on how to use public transit.

Participant feedback indicates that bus experience is very much dependent on how the **driver responds to the passenger** and the **amenities** on- and off-board the bus. Drivers vary in terms of how responsive they are to the passengers' needs. For example, one visually impaired participant noted that she has to communicate with the bus driver about her stop because she has trouble locating the cord on the bus; some drivers remember where she plans to get off, while others forget. In addition, elderly and disabled participants mentioned that the different floor levels within the bus can be difficult to navigate. They also noted that the lack of benches at bus stops and the poor first/last-mile connection between their home and a bus stop often discourages them from taking the bus.

During the pandemic, most participants who used BART and other transit services **are not currently using these services**. The shelter-in-place mandate and social distancing practices have discouraged much of what would have been "normal" travel. However, participants also described a few barriers related to the transit systems that have discouraged them from riding during this time:

- Bus systems are requiring **back door boarding**; this is challenging for disabled persons and seniors because the back entrance is high and most lack a ramp
- **Buses may skip stops due to limited capacity constraints** (to maintain social distancing on board); this creates significantly **longer wait times** for riders and bus tracking apps are **not accurate**



- Passengers are concerned that not all riders are practicing social distancing

## Lyft/Uber

Some participants reported that they occasionally use Lyft/Uber if they are unable or would prefer not to ride transit or paratransit. For instance, people who can no longer drive but do not qualify for paratransit because they do not need assistance door-to-door, may opt to use Lyft/Uber in areas where transit service is limited or feels unsafe. While these services can be convenient given their on-demand, door-to-door service, they also pose some challenges to their riders. Those who use these services indicated that it can be **difficult to communicate** with the drivers; for this reason, transit can be a better option. Furthermore, a handful of participants mentioned that **dog shaming** in Lyft/Uber is a common experience; thus, those who travel with a dog, many of which may be service animals (which are legally authorized), do not feel comfortable using these services because of driver reactions. Furthermore, Lyft/Uber is **expensive**, especially currently as pooling is not allowed during the pandemic. Most people who had been using these services, are not currently doing so during the pandemic.

## TELEPHONE TOWN HALL

Nelson\Nygaard hosted a live Telephone Town Hall on 27<sup>th</sup> October 2020. The Town Hall was available in three languages: English, Spanish, and Mandarin. At this event, Nelson\Nygaard dialed more than 23,000 numbers, out of which 1,149 participants accepted the call and joined in over the phone line all over Contra Costa County to understand more about this project and get some of their questions answered. The event was pre-registered by 225 people and other phone numbers were provided by project partners, staff and people who had previously shown interest in staying in the loop about the project. Before the Telephone Townhall all participants were called to connect to the Town Hall and callers could choose to be connected or hang up.

The event was held over an hour and was hosted by a facilitator who navigated the questions and conducted the flow of the conversation. The Town Hall had two featured speakers: **Candace Andersen** who represents the Board of Supervisors, and **Teresa Geringer**, who is a Lafayette Councilmember and member of the CCTA Board. The event was also attended by four key project staff from Nelson\Nygaard, Contra Costa County and CCTA. There were two additional support staff to troubleshoot in case something comes up.

Telephone Town Hall worked like a live radio show. Once connected, participants listened to the presentations by featured speakers and staff about the ATS project and next steps. To make the event interactive, participants were asked to complete simple poll questions and were also given opportunities to ask questions about the project and provide feedback on other mobility challenges in the county. Four multiple choice poll questions were asked as part of the interaction, where the participants could answer by dialing their answer on the phone number pad. Not all participants answered the polls. The questions and their respective responses are shown below:

- a. What part of the County do you live in? (64 total responses)



- i. East – 25 participants (39%)
  - ii. West – 6 participants (9%)
  - iii. Central – 26 participants (41%)
  - iv. Southwest – 7 participants (11%)
- b. Are there places you would like to go, but are unable to get to due to lack of convenient transportation? (56 total responses)
- i. Yes – 34 participants (61%)
  - ii. No – 22 participants (39%)
- c. What are the challenges you face with existing transportation services in Contra Costa County? (31 total responses)
- i. I cannot travel at the time I want to – 7 participants (23%)
  - ii. I cannot travel where I want to – 8 participants (26%)
  - iii. My trip takes too long – 16 participants (52%)
- d. What transportation services do you need that you do not currently receive? (25 total responses)
- i. Evening or weekend trips – 9 participants (36%)
  - ii. Frequent trips, such as daily or 3-4 times a week – 3 participants (12%)
  - iii. Out of area medical trips – 6 participants (24%)
  - iv. Same-day trips – 7 participants (28%)

Other than the survey questions, the speakers and staff answered 17 questions asked by the participants. Following are some of the highlights from the question and answer session:

In response to a number of callers' questions about ensuring that the **study not "sit on the shelf"**, Council Member Gerringer, Supervisor Andersen and Peter Engel indicated that elected officials at the county and city levels are committed to serving as champions of the study's recommendations, at the same time that they are aware of the existing fiscal constraints. As such, they welcomed participants' inputs to help prioritize the recommendations. Richard Weiner gave a similar response to a caller who was questioning how the study's recommendations can be given priority by elected officials who are able to find funding for other projects such as the fourth bore in the Caldecott Tunnel.

Naomi Armenta explained to a **caller who is unable to use the fixed route system** that she can apply for ADA paratransit certification or call CCTA to find out about additional options.

In response to a question about **out of county trips**, Richard affirmed that these are difficult trips to provide, but indicated that the study will look at innovative models that have been used in other locations in order to address this mobility need. Naomi responded to a similar question about out of town trips and indicated to the caller that as a wheelchair user she too is sensitive to accessibility concerns.

Naomi indicated to a caller who was concerned about the **conditions of sidewalks** and how they impact residents' ability to access bus stops that infrastructure improvements



are probably beyond the reach of this study, but the team will be looking at service models that will transport riders to fixed route services such as BART or key bus stops.

In response to two questions about **fare unaffordability** for low-income people, John Cunningham indicated that the study will be considering fare discounts that go beyond the required levels for seniors and people with disabilities but reminded listeners that because of fiscal constraints it will be important that the study receive input on how to prioritize strategies. Peter Engel reiterated that affordability will be a key issue to be addressed in the study.

A resident of Camino Tassajara asked a question about how residents of that and other **rural locations** can be better served. Peter Engel indicated that the study will be looking at TNCs and taxis as one possible way of serving these areas but will also explore other options. A similar response was given to a question about serving far eastern Contra Costa County.

In response to a question about the future of the **subsidized Lyft program in Walnut Creek**, Peter indicated that this is considered to be a very successful program and the study will look for ways of expanding this to other locations.

Richard confirmed in response to a caller's question that the study will be looking at a **Consolidated Transportation Agency (CTSA)** as a model for overall coordination of transportation in the county and will be looking at what worked and did not work at other CTSA's in the state.

Peter confirmed with a caller that **funding issues** will be addressed in the study.

In response to a caller who was concerned about the **future of paratransit services** in the county, Richard indicated that while the study will certainly not call for a reduction in paratransit services, there are events beyond the study that could impact overall services, such as the impact of COVID on transit ridership and sales tax revenues.

In response to a caller who was concerned about **missed fixed route connections**, Richard indicated that while he isn't familiar with the specific routes indicated by the caller, if he is eligible for paratransit there is a new one seat ride pilot program that could address this need, even while he appreciated the caller's commitment to try using fixed route service. Peter added the county is currently working on a pilot with Tri-Delta called Connection Protection which will enable train riders to call their connecting bus to let them know that their train is running late and they should wait for the transfer. When this program is implemented it should address the caller's concern.

Finally, Naomi responded to a caller who was concerned about whether people with **intellectual disabilities** are being considered in the study that indeed they are, and that the study will consider a number of ways in which use of transportation is a challenge for people with various disabilities.

The participants were directed to the project website for more information and to fill out the webform, in case of more questions. Overall, it was a successful event that reached out to a lot of the key stakeholder and focus groups, especially those without access to or knowledge of the internet technology. The entire Town Hall was also transcribed and provided to participants who asked and to people who could not attend the event and



wanted to hear the conversation. The transcript and the recording were also uploaded on the project website for members of the public to look at.

Use of the Telephone Town Hall was determined to be very effective at raising the visibility of the project and educating the public about the project’s goals. TTH was a very efficient way of reaching over a thousand members of the public, most of whom would have been challenged to attend an in-person meeting. However, as far as substantive input on the study contents, this may be considered a rather limited medium due to the volume of participants, and the short time frame of the event.

## STAKEHOLDER INTERVIEWS

Nelson\Nygaard conducted a series of stakeholder interviews over the course of the year, starting in March of 2020 and then stopping to pause and reflect on the circumstances of the COVID-19 pandemic. The interview questions were reevaluated to reflect post-pandemic circumstances and were then completed between September to November. The agencies contacted by Nelson\Nygaard included a range from public to nonprofits, which represented different stakeholder groups and interests. The interviewed agencies are listed in the table below:

Figure 3-22 Summary of Stakeholder Interviews

Organization or Agency Name	Area of County
County Connection	Central, Southwest
East Bay Paratransit	West, Southwest
Tri Delta Transit	East
WestCAT	West
Martinez VA Clinic	Central
Choice in Aging	Central
Contra Costa ARC	Countywide
Contra Costa Health Plan / Health Services	Countywide
Independent Living Resource Center (ILR) - Concord / Independent Living Resources of Solano & Contra Costa Counties (ILRSCC)	Central
Office of Emergency Services	Countywide
Mobility Matters	Countywide

These stakeholder interviews focused on understanding how each of these organizations function and some of the key gaps and needs that they have identified. The interviews also captured the agencies’ opinion on some of the umbrella strategies that had come up in previous Technical Advisory Committee and Public Advisory Committee meetings. Below are some of the common themes that came up from the interviews.



## Creation of a Coordinating Agency such as a Consolidated Transportation Services Agency (CTSA)

One of the key questions addressed by stakeholders is whether there is a need for a coordinating agency to implement study recommendations, and whether this needs to be a CTSA. A CTSA is a designation by the Metropolitan Transportation Commission (MYC) that provides certain limited benefits regarding state funding. More details on CTSA is provided in Chapter 5.

On the question of whether there is a need to create a new entity that oversees the transportation services for human service agencies, interviewees generally agreed on the need for a coordinating agency but disagreed about whether this needs to be in the form of a CTSA.

Those in favor emphasized the gaps in existing services that they believed will continue as long as there is no centralized entity that provides comprehensive oversight of transportation service delivery. They also pointed out that CTSA have been recommended in previous studies for good reason, as lack of coordination has been seen as a key weakness in the system of service delivery in the county. In the current service delivery structure, existing agencies would not be able to take on everything on the proposed “shopping list” of mobility strategies. Instead, a new entity whose primary focus would be working to provide high quality paratransit and human services transportation will work most efficiently.

Conversely, those opposed to the creation of a CTSA were concerned that this new entity would lead to an overall loss of service, particularly those services that exceeded the minimum ADA requirements or that received TDA 4.0 funding. Stakeholders indicated that proponents mistakenly (according to the interviewees) believe there will be economies of scale, even though there will remain a need for multiple facilities throughout the county to minimize deadheading, and centralization would reduce the potential for spreading overhead costs over both fixed route and paratransit services. There was also a concern about the diversion of existing funding sources to cover CTSA administrative costs. Finally, opponents indicated that 13C labor considerations had not been fully taken into account when considering the benefits of a CTSA.

Even those who weren't necessarily supportive of a CTSA indicated that there are potential benefits from a centralized agency, such as joint procurements, unified ADA paratransit eligibility process, a unified call center and outreach messaging.

## Identified Gaps and Concerns

Over the course of the interviews, each stakeholder listed their top concerns and identified key gaps within the existing system. Many of the concerns identified in the interviews were similar to the responses to the online public survey, such as issues with **transferring** between paratransit vehicles and from paratransit to fixed route, which can lead to long and confusing trips for the rider; need for **service during evenings and weekends**; frequent trips to **social and recreational places** within the county; **safety and hygiene** within the vehicles; provision of East Bay Paratransit trips during **peak hours** when significant service is assigned to Regional Center trips; **long ride times** on Health Plan trips.





Some of the other issues that were listed were the **loss of revenue** to human service programs due late arrivals by clients, wait-time on return trips, and overtime costs for the agencies; concerns with **loss of existing funding** due to change in programs; **lack of volunteers** for driver programs, especially in East County; the belief that many people in the county are technologically limited and do not have **access to the internet**.

## Recommendations

The interviewees were also asked to list their agencies' top five priority recommendations or programs that they think will address some of the issues listed above. Following are the ones that were most frequently mentioned.

- Same day rides
- Dedicated service for certain trip types (such as dialysis and Regional Center trips)
- Extensive volunteer driver program
- Wheelchair breakdown service
- Real-time information
- One call/one click call center
- Travel training
- Regional connected trips without transfers
- Fare subsidies
- Hospital discharge program
- Guaranteed Ride Home program for working veterans
- Training for Uber and Lyft drivers in how to serve people with disabilities

## Other Recommendations and Concerns for Specific Stakeholder Groups

Some of the agencies that were interviewed represented a specific group or service such as the Office of Emergency Services which focuses on planning, outreach, and training as it relates to Disaster Management and Emergency Preparedness. One concern they stated was the potential impact of language barriers in the event of an evacuation, particularly with people in the deaf community. They also recommended further coordination with adjoining agencies outside Contra Costa in order to transfer people out of a disaster area if local services are overstretched.

Similarly, the Martinez VA Clinic expressed concerns about non-authorized non-medical trips as a key need for veterans, along with same-day trips. Many veterans fall through the cracks of eligibility if they received a less than honorable discharge, and most services are geared towards medical services, rather than other trip purposes. Service provided through the VA is also limited to day-time hours, thus not meeting many of the veterans' mobility needs.

One stakeholder stated that the paratransit programs should not be expected to be all things for all people i.e. designated agencies should serve the needs of specific populations, such as those attending dialysis clinics or adult day health centers. A centralized agency could oversee contracts with these various entities, thus lightening the burden on the paratransit programs.

## **Recommendations for Moving Forward with the Plan**

Most of the interviewed organizations suggested that the Nelson\Nygaard team review ongoing or successful programs that could be replicated in the County. Overall, the stakeholder interviews provided insight into the workings of these organizations and also gave the team an understanding of potential implementation issues. The request from some of the stakeholders was to create a solid implementation plan to increase the likelihood that recommended strategies and programs would be implemented. One of the agencies indicated that they expected this plan to be implementable rather than a visionary document.



## 4 IDENTIFICATION OF TRANSPORTATION NEEDS AND GAPS

The transportation needs identified in this chapter draw on several sources including demographics and analysis of current programs (Chapter 2), outreach conducted with consumers, their advocates, and agencies who serve them (Chapter 3), and other reports. Many of the needs and gaps identified in this chapter have been identified in prior studies.

### Issues and Needs Related to Fixed-Route Transit Service

Fixed-route transit services are often a lifeline to older adults, people with disabilities, people with low income, and also veterans. In the course of the study's outreach activities, stakeholders spoke of issues that had been exacerbated by COVID-19, such as crowding on buses, length of wait at stops, mismatched transfers, etc.



Identification of potential transit need based on demographic measures (population density, jobs, older adults, people with disabilities, and where lower income persons live) compared to existing transit service indicates the areas where there are potential gaps. There appears to be a patchwork of gaps of medium to high need in West County and in Central County in the areas of Concord and Pleasant Hill. There is a lower level of need but larger geographic areas in North County such as near Port Chicago, East County around Antioch and Brentwood, and South County east of San Ramon (refer to Figure 2-8 in Chapter 2).

Additional needs included:

- Many respondents reported feeling unsafe while traveling; BART feels unsafe and unclear and announcements are not clear
- Bus drivers are not always responsive to passenger needs and bus amenities such as lack of shelters pose challenges for seniors and people with disabilities
- Stakeholders find it challenging to get to the two locations where people can apply for Regional Transit Connection (RTC) cards (for reduced transit fares due to disability)



- Transit has been challenging to ride during the pandemic (thus most people are not using it) due to back door boarding, skipped stops due to capacity constraints, longer wait times, and concerns about social distancing

## Issues and Needs Related to ADA Mandated Paratransit Service

Similar to fixed-route transit, stakeholders discussed a range of concerns related to ADA-mandated paratransit. The ADA establishes minimum requirements for the provision of complementary paratransit service which all Contra Costa operators meet. However, the travel needs of the senior and disabled community consistently exceed or are often outside of these requirements, financial resources, and operational capacity, which creates challenges.



- Four different providers with different fare structures and media, and different certification processes create confusion for customers
- Issues with transferring between different ADA paratransit services
- Paratransit lacks reliability (long wait times and challenging timing issues), requires advanced planning, is expensive, has mixed reviews regarding helpfulness of drivers, and has limited stop types (during the COVID mode of service provision)
- Tri-Delta Transit and WestCAT offer supplemental services to residents aged 65+ but others do not
- Consumers report arriving late to day programs and are picked up late e.g. Regional Center trips for people with developmental disabilities



## Issues and Needs Related to Community Based Transportation Services

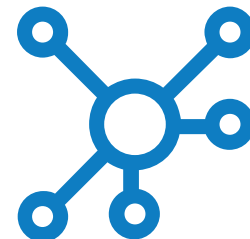
Community-based transportation services may be provided by public sector services (e.g. a city's senior center) or nonprofit organizations. Contra Costa County has a wide range of these types of programs including city-based programs (e.g. San Pablo Senior & Disabled Transportation) and programs offered by nonprofit organizations (e.g. Mobility Matters.) In most cases providing transportation is not the core mission of the nonprofit agency but is provided to fill specific gaps for agency clients rather than the general population. Programs such as these are often challenged to meet gaps and needs not filled by ADA paratransit service. There are a range of programs throughout the County, but nevertheless, gaps remain.



- City services that supplement ADA-mandated programs are only located in West County
- There are two volunteer driver programs in the County, a third – John Muir Health: Caring Hands – recently closed
- The two volunteer driving programs need more volunteers and more reliable funding to increase capacity; reliance on volunteer driver programs to fill door-to-door transportation needs is problematic
- Monument Shuttle recently shut down due to lack of funding
- Consumers have difficulty making frequent trips
- Wheelchair accessible transportation options are limited in parts of the County; if available, users must schedule 2-3 days in advance

## Geographic and Temporal Inequities

A review of demographics and the location of services in the County makes geographic inequities evident. East County in particular faces a number of challenges.



- There is a concentration of seniors south of Brentwood, and disabled veterans throughout rural East County
- There are no community-based transportation services in East County
- There are a number of disabled veterans in other remote areas such as South of Moraga and North County near Port Chicago
- A prior study in West County discussed the closure of Doctors Medical Center, the most frequently used emergency room in West County; most medical facilities appear to be clustered in the center of the County between Pleasant Hill and Walnut Creek
- Two facilities that are needed by residents throughout the County are both located in Martinez - the Regional Medical Center and the VA Medical Center



- The current Mobility Matters program is unable to cover all parts of the county effectively and has been impacted by a depletion of grant funding
- Many stakeholders report a need for expanded service during evenings and weekends

## Lack of Affordability

Low-income populations are particularly concentrated in West County, Concord, and North County near Pittsburg and Antioch.

- Concern with affordability related to all transportation services
- Lack of means-based discount program for general population (which is planned to be addressed through MTC's Clipper START pilot program)
- Lyft/Uber is expensive and it can be difficult to communicate with drivers; dog shaming (referring to the reluctance of Uber/Lyft drivers to take blind passengers and their service animals) also common



## Access to Essential Services

General access to essential services and quality of life needs arose repeatedly in community engagement efforts.

- Consumers expressed the need for same-day trips and wheelchair accessible trips
- Consumers found it difficult to travel to medical appointments; out of area medical trips were noted to be an issue
- Some consumers are too frail to use traditional services when discharged from a hospital during non-operational hours
- Long ride times on Health Plan trips
- Consumers found it challenging to access grocery stores and shopping
- Consumers had difficulty in making quality of life-essential trips to visit friends and family, the senior center, and church



## Access to Information

In West County, Concord, Pittsburg, and other areas of Contra Costa County with a high proportion of people of color, there is a concern that residents are less likely to be informed of the transportation options available to them.

Emerging transportation services require a higher level of technical sophistication than traditional services. This creates a barrier between targeted populations of seniors and disabled





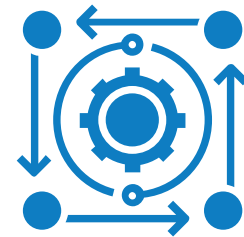


people and the transportation services they need. Lack of information was cited as a challenge to many residents.

- Awareness about accessible programs/options is lacking among eligible populations; paratransit services generally don't do marketing or other campaigns to increase ridership in direct contrast to conventional transit
- Veterans' transportation programs have specific limitations, availability and limits may not be well-known
- There is a lack of awareness of non-emergency medical transportation (NEMT) options provided to Medi-Cal beneficiaries

## Programmatic Needs and Organizational Structure

Stakeholders provided a significant amount of input regarding programmatic needs and organizational structure, partially in reaction to participation in prior studies.



- Accessible services for seniors and people with disabilities are siloed between transit agencies, social service agencies, cities, and non-profit organizations
- Limited coordination exists between existing providers, which limits ease of use for users and presents difficulty to providers, particularly related to lengthy trips that require transfers between different agencies (such as fare coordination, coordinating pick-up times etc.)
- Stakeholders expressed interest and concerns about the creation of a Consolidated Transportation Services Agency (CTSA) to improve coordination and address gaps in service
- Historical lack of political support/ a champion for these types of recommendations
- Funding for these types of services is limited and/or stagnant; grants are available for planning and pilots, but still need funding for ongoing operations
- Significant portions of current funding, such as for ADA-mandated paratransit programs, are restricted on how and to whom they can provide service. Regulatory concerns also affect transportation to and from healthcare.
- Private vehicles (e.g. taxis, Lyft/Uber), which are often looked at to supplement service are not required to provide accessible vehicles, can be prohibitively expensive, or are limited in availability.
- Need to plan for / accommodate future growth of seniors in the County



## 5 Recommended Strategies

This Strategic Plan recommends strategies to both facilitate Countywide transportation coordination efforts and address specific transportation gaps through mobility strategies that have been adopted in other counties in the Bay Area and throughout the country. While some strategies can be implemented in the short term through existing organizations and agencies, it is critical that an organizational infrastructure be created in order to facilitate the implementation of other mobility strategies as well as advocate for increased funding, modify strategies to respond to changing conditions, and monitor overall performance of different strategies. This chapter first presents the steps that will need to be taken in order to facilitate this process, followed by an evaluation methodology for prioritization of a broad range of strategies. The strategies recommended in this chapter respond to a combination of extensive input from members of the public, advisory committees, agency staff, and are based on the consultant's experience with coordination efforts throughout the country.

### ESTABLISH A COORDINATED STRUCTURE

A coordinated structure will need to be in place to implement countywide and centralized mobility strategies, as described later in this chapter. Due to the complexity of implementing a coordinated service, as described previously<sup>1</sup>, establishment of this structure will be an iterative, two-phase process. In the short term a Task Force will need to be established that will be responsible for identifying which strategies require a dedicated entity to increase the likelihood of implementation of countywide study recommendations, and which strategies could be assigned to existing entities for implementation in the shorter term.

It should be noted that in the Telephone Town Hall and committee meetings a number of stakeholders questioned how the present study will succeed in implementation of recommended strategies where previous studies did not. Apart from the higher level of collaboration evident in the current effort, this distinction between 1) establishment of an overall coordination infrastructure and 2) usage of existing entities for more short-term improvements, is an attempt to address the lessons that have been learned from previous efforts. More details on this approach are provided below.

### Phase 1: Establish a Task Force

Nelson\Nygaard recommends that an Accessible Transportation Strategy (ATS) Implementation Task Force (TF) be established to take the study recommendations to the

---

<sup>1</sup> ATS Plan Policy Briefing Packet; [Page 8: Potential Barriers in the Implementation of Coordinated Transportation](#)



next level of implementation. Following are some of the elements of this task that will need to be implemented:

**Composition:** The TF should include representatives of a broad variety of individuals representing agencies or user groups that have a stake in the project outcomes. At the very least, this TF should include representatives of relevant human service agencies, transit agencies, elected officials, disability and older adult advocates representing a range of segments of these communities, veterans, funding bodies, and other representatives.

To expedite the development of the TF, we recommend that it be composed of a modified version of the current PAC, depending on interest, availability, and representation of a diversity of interests.

**Mission:** The TF will have three primary tasks:

1. Identify ATS recommended strategies that can be delegated to existing agencies or non-profit organizations that do not require a Coordinated Entity for short term implementation.
2. Define and establish a dedicated countywide Coordinated Entity for implementation of countywide strategies.
3. Identify funding

Activities should include prioritizing of the strategies presented in this study, and development of an incremental approach to strategy implementation. This would ensure that select study recommendations can be implemented in the short-term rather than waiting for the creation or designation of a unified entity for implementation of large-scale, longer term strategies.

**Reporting Structure and Administrative Support:** One option will be assigning the responsibility of interim oversight of the TF to the Contra Costa Transportation Authority (CCTA) in order to ensure continuity beyond the present study. CCTA could designate staff resources to provide the support needed by the TF to fulfil its duties. This recommendation has not been considered by CCTA, but has been presented to the oversight committees to allow for the suggestion of alternative options. With the timing of approval of the ATSP (planned for February/March 2021), CCTA could adopt the process as part of its FY 2021-22 Work Plan in its Congestion Management Agency (CMA) Work Plan.

The TF could be an advisory committee to the CCTA Board and report regularly on activities. It would need to be determined how/when the TF would report to the County Board of Supervisors, and/or transit agency Boards.

**Funding Sources:** Potential overhead costs for this task should be relatively limited beyond the required staffing support.

**Political Feasibility:** It is anticipated that establishment of this TF will encounter little political resistance as stakeholders are familiar with the incremental approach that can result in implementation of smaller scale but meaningful improvements.



CCTA may be limited in its ability to lead some of these strategies due to its legislative authority<sup>2</sup> and may need to either explore different governance alternatives or expand its authority through specific legislation.

**Time Frame:** Once the ATSP has been approved by the CCTA Board and County Board of Supervisors, the TF could begin operating within three to six months. If the PAC is used as the basis for the formulation of the TF, it will ease implementation of this recommendation. The TF would remain in place until it completed its mission and could be dissolved once a CE is in place.

## Phase 2: Establish a Dedicated Countywide Coordinated Entity

A Coordinated Entity (CE) should either be created or designated to implement countywide study recommendations. The TF will be responsible for determining where this entity should be housed – it could be in an existing non-profit or public agency, or the TF could determine that a new entity will need to be established.

**Mission:** The role of the CE would be to implement study recommendations. Examples of strategies to be implemented by the CE could include:

- Identify and pursue new funding sources
- Administer a uniform countywide ADA paratransit eligibility certification
- Expand mobility management function
- Procure joint paratransit scheduling software
- Present a unified voice regarding policy and funding at the local, state, and federal levels
- Oversee a one-seat ride for inter-jurisdictional trips both within and outside the county

Additional opportunities for countywide service could be considered in the future as appropriate.

**Political Feasibility:** Although previous studies have recommended a centralized entity for coordination of transportation efforts countywide, these have not been implemented to date. The 2013 Mobility Management Plan<sup>3</sup> stated that a barrier to progress in the County is, "...the lack of a structural platform..." and specifically recommended the establishment of a Coordinated Transportation Services Agency (CTSA). It will be important for the TF to reflect on what was learned from that process and what should be done differently in considering the CTSA model and alternatives.

---

<sup>2</sup> California Public Utilities Code Sections 180000 et seq., added Statutes 1987, Chapter 786,

<sup>3</sup> 2013 Contra Costa Mobility Management Plan "This Plan recommends the formation of an organization to take the lead in implementing a broad range of mobility management strategies. Specifically, a Consolidated Transportation Services Agency (CTSA) is recommended for Contra Costa County."  
<https://cocodcd.egnyte.com/dl/Kuu6OSY0Hi>



The TF will decide where the CE will be housed and this entity can apply to become a CTSA<sup>4</sup> if determined that this is the most effective vehicle for achieving the ATS mobility goals, or if other models should be considered. Following is a brief description of the CTSA model.

**Consolidated Transportation Service Agency (CTSA).** Designation as a CTSA is incorporated in the California Transportation Development Act (TDA) to promote service coordination. In the Bay Area, the Metropolitan Transportation Commission (MTC) can designate an agency as a CTSA. The designee can be an existing agency, new agency (such as a joint powers authority), or a non-profit organization. CTSA designation may give preferential access to certain funds, such as Federal Section 5310. A CTSA could be designated Countywide or by a smaller area (e.g. by planning area).

In determining the viability of a CTSA, transit agency ADA paratransit obligations will need to be taken into account.

Successful implementation of this recommendation will require political commitment at the highest levels of elected representatives in the County serving on the CCTA Board, County Board of Supervisors, and transit agencies. The PAC already includes a number of elected officials who have indicated a willingness to champion the study's recommendations, thus providing a basis upon which the TF can build political support.

**Potential Overhead Costs:** Given the potential staffing required to set up the countywide CE, overhead costs are likely to be relatively high. This will need to be viewed in the context of potential cost savings that could be derived from the centralization of some of the transportation activities cited previously. However, the County may also prioritize improved and/or increased service over cost savings. As an example, the 2013 Plan estimated annual costs in the first two years of operation of a CTSA to be \$325,000. This does not include the costs of actual service provision.

**Effort Required to Create the Coordinated Entity:** Substantial effort will be required to set up this organization (or to designate an existing organization to take on this role). Some of the considerations include potentially lengthy negotiations between stakeholders, resolution of legal issues, governance decisions, incorporating and otherwise incubating a non-profit, setting up joint power's agreements etc. We anticipate that setting up a CE will take 12 to 36 months, depending on the direction provided by the TF and the cooperation of participant stakeholders.

**Potential for Implementing Large-scale/Long-term Strategies:** The CE could have significant potential for implementing some of the strategies proposed below depending on the strength of leadership and the ability to secure dedicated funding.

**Funding Sources:** The CE will need to seek funding through a variety of means, likely including funding dedicated through a sales tax measure. In Monterey County, Monterey-Salinas Transit placed a successful sales tax measure on the ballot to benefit similar populations to those of the ATSP. CCTA or the County could potentially fill the role of putting a tax measure forward. The recent history of transportation sales tax measures

---

<sup>4</sup> The California Association for Coordinated Transportation (CALACT) maintains information about Consolidated Transportation Services Agencies here: <https://www.calact.org/ctsaebook>

(requiring a *supermajority* vote) in Contra Costa County indicates that passage of such a tax could be a daunting task, and other revenue generating activities will be important to the creation of a CE.

A non-profit could have access to funding not available to public entities, such as grant funding and Community Development Block Grants, foundation funding, donations, other public funding options, etc. However, we are not aware of any precedent for transportation services being funded this way, although examples exist for other programs.

One role of the TF and CE will be to explore comprehensive funding opportunities outside of “transportation” dollars. State and federal agencies provide funding through social service departments for transportation, outside of the traditional transportation silos.

## MOBILITY STRATEGIES

The strategies listed below should be viewed in terms of both the paradigm shift that has occurred due to the COVID pandemic, hopefully in the short-term, and longer-term strategies that will be needed to meet the study’s overall coordination objectives.

At the time of preparation of this report, many transportation modes have limited services to target populations to medical consultations, food shopping and other urgent needs, while expanding their services to incorporate increased meal deliveries. Whether these shifts will outlast the pandemic in some form remains to be seen, but we anticipate that many traditional forms of transportation will undergo some shift in overall purpose and design as a result of current events.

These strategies are not prioritized, but rather are arranged in a similar order as they were presented to the Policy Advisory Committee (PAC) for evaluation.

### Increase Local and Regional Mobility

- **Improve connectivity between paratransit programs/eliminate transfer trips.**  
Paratransit travel between transit agency service areas typically requires a transfer. Challenges associated with inter-service area have been identified for many years by paratransit riders and advocates.

In order to address this need, the three Contra Costa-based agencies, in association with LAVTA in eastern Alameda County have initiated a one seat ride pilot program. This program is intended to address the complexities of traditional transfer programs, which can include coordination between the schedulers and dispatchers of both agencies and often require a wait for the second vehicle to arrive. Transfers can be inefficient, expensive, and reduce safety. The current pilot program includes non-binding agreements that address accounting, cost-allocation, and reporting procedures. This strategy proposes an expansion of the pilot program, with modifications that result from lessons learned during the initial phase. This strategy could result in a significant improvement in service available to Contra Costa paratransit customers and address concerns expressed at the Telephone Town Hall and other venues. This approach to eliminating transfers is a move in the direction of providing a countywide service, but its effectiveness is still to be determined.





- **Same-day trip programs (including wheelchair-accessible service).** Allows users to travel without needing to reserve a day in advance, as required on ADA paratransit. Most commonly, same-day service is provided using taxis and/or TNCs (such as Uber, Lyft), so wheelchair-accessibility and (for TNCs) access for people without smartphones (concierge/phone-order service) are issues that need to be addressed. Examples of existing same day services in Contra Costa County include Go San Ramon!, Walnut Creek Seniors Club Lyft program, and various wheelchair accessible taxi services.
- **Expand existing and add new Volunteer Driver programs.** Volunteer drivers can provide a degree of personalized service that paratransit programs cannot. Typically, volunteers driving their personal vehicles provide one-on-one service, taking individuals to and from medical appointments, often with assistance to and from doctors' offices ("escort" service). Wheelchair-accessible service requires adding some agency-owned vehicles to the mix, usually small vans that do not require a commercial driver's license. Programs can be traditional (staff matches the volunteer and rider and schedules the trip) or reimbursement-based (riders recruit their own drivers). The former model already exists in Contra Costa County through Mobility Matters and other city- or church-based volunteer driver programs, while the latter model was pioneered in Riverside County (known as the "TRIP" program) and has been replicated throughout the US.
- **Service beyond ADA service areas.** Since ADA paratransit is required only where and when fixed-route transit operates, many rural areas in the county are not well served, and many areas lack service during evenings and weekends. These issues were cited repeatedly in various outreach forums, including previous studies and input from East County residents in the Telephone Town Hall. The most common means of filling this gap is using taxis, but other service types can also be used. Some options for providing service that exceeds the ADA minimums that currently exist in various parts of the country include premium fare paratransit, shuttles that serve first mile/last mile needs (e.g. to a BART station), zonal dial-a-ride that connects to BART or major fixed route transit stops, and point deviation service, which is a hybrid between fixed route service (to fixed points in a geographic area) and demand-response, since the vehicle does not follow a fixed route but can either access a rider's location or an easily accessible nearby stop.
- **Early morning and late night service (e.g. to dialysis).** A variation on service beyond ADA service areas would be directed to specific trip types (like dialysis) that commonly require travel early in the morning or late into the evening. Programs that are designed for these services generally employ either taxis or TNCs. Services that exceed the ADA minimum requirements that serve specific, privately operated destinations, such as dialysis clinics, could be candidates for cost sharing arrangements with those entities, similar to the previously mentioned premium paratransit trips.
- **On-demand subsidies.** A popular means of providing same-day service, typically including service at times when paratransit does not operate, is to subsidize taxi and/or Transportation Network Company (TNC) usage. Mechanisms can involve scrip, tickets, vouchers, debit cards, or accounts maintained by the subsidizing agency. Since taxis and TNCs typically do not operate wheelchair-accessible

vehicles, some means of filling this gap needs to be included. In the case of TNCs, which usually require a smartphone, a concierge/phone-order option is also needed.

## Improve Coordination Among Providers and Community Stakeholders

- **Shopping trips with package assistance.** As an alternative to ADA paratransit, a shopping shuttle may be more convenient for riders and less expensive to operate. Shuttle trips usually connect senior apartment complexes with major shopping centers. A variety of living and shopping locations may be served on a rotating schedule, with each route operated on a weekly or more frequent basis. In addition, as a result of innovative new developments that have responded to COVID restrictions, shopping programs targeting low-income populations have been initiated that do not require a computer for ordering food. Some of these programs have integrated food stamps into their payment methods.
- **Hospital discharge service.** Following hospital treatment, a person may be newly disabled, or temporarily disabled and require assistance beyond that which a taxi or TNC can provide. In addition, hospital rules may not allow a patient to be discharged to these services. Since the person is not certified as eligible for ADA paratransit and cannot become certified on short notice, high-priced medi-van service is often the only option. A lower-cost option operated in Alameda County for a number of years. This program, which could be replicated in Contra Costa County, offered resource information, assistance with applying for transportation services such as ADA paratransit, and provided wheelchair accessible trips upon discharge. A key component of this program would be educating discharge planners about transportation resources in the area and doing so on a recurrent basis due to staff turnover.
- **Customized guaranteed ride home programs for people with disabilities.** A guaranteed ride home program usually is intended to encourage use of transit and carpooling/vanpooling by providing an alternative means to get home if the participant needs to work late or return home early due to an emergency. Usually, taxi or TNC rides are provided. A program geared to people with disabilities would provide wheelchair-accessible options. In order to meet the needs of disabled riders, the program would need to incorporate design features such as a GoGoGrandparent account, establishment of a mechanism for charging agencies for the trip or providing the consumer with a voucher for emergency trip purposes. Call-taking, eligibility screening and payment procedures would need to be put in place.
- **Means-based car-share including accessible option.** Improved access to car share services for low-income individuals with mobility issues could provide an important complement to other options by improving access to essential destinations such as medical facilities, grocery stores, and other services. Car sharing could be subsidized and could be modeled on or operated by Mobility Development (MioCar) or another, similar vendor.

## Increase Awareness of Existing Services

- **One-call / one-click; information & referral (I&R).** This type of program would result in a single phone number and website for people to connect people with all of the available transportation services for people with disabilities and seniors in their area, rather than a myriad of numbers for different programs and geographic areas. Programs with trained staff that help callers figure out the best service to meet their needs are sometimes called “travel navigator” programs. The name “one-call / one-click” suggests that callers are immediately connected to the service they need, while “information & referral” may simply provide information. One-call / one-click programs have some combination of personnel who take calls (“one-call”) and a searchable database on a website (“one-click”).
- **Programs for disabled/senior veterans.** Aging veterans and those with disabilities may benefit from travel training conducted by other veterans (“peers”). Programs for veterans may also address specific issues related to travel for treatment at Veterans Administration hospitals, which can involve long distances across jurisdictional boundaries. These programs can also be customized to fill gaps in the existing veteran programs, such as to non-medical destinations or to veterans without an honorable discharge.
- **Real-time transportation information (paratransit vehicle location, BART elevators, wheelchair spaces on buses).** ADA paratransit programs increasingly offer riders real-time information about vehicle location, usually with a smartphone app. Real-time information about fixed-route accessibility features such as availability of wheelchair spaces in an oncoming vehicle would be an innovation that would encourage usage by people with disabilities.
- **Travel training (including inter-operator trips).** Travel training is usually intended to help people learn to use fixed-route transit effectively. Group training sessions can be helpful for some people, but many riders need intensive one-on-one training, either by qualified trainers or sometimes by “peers”, i.e. other seniors, people with disabilities, or veterans as the case may be. Travel between transit operator service areas can be particularly challenging and could be part of a travel training program. Travel training programs can also be customized to serve non-English speaking groups, as have been offered in the city of Fremont for many years. In previous studies stakeholders expressed interest in learning to use Clipper Cards, and how to call ride hailing and concierge services. These could be folded into the proposed expanded travel training programs.
- **Mobility-as-a-Service (MaaS).** MaaS is a shift away from personally-owned modes of transportation and towards mobility provided as a service. This is enabled by combining transportation services from public and private transportation providers through a unified gateway (usually an app) that creates and manages the trip, which users can pay for with a single account. Users can pay per trip or a monthly fee for a limited distance. While MaaS has only recently entered the larger transportation dialog, the concept has been in operation for decades in the form of a paratransit brokerage absent the automation approach a smartphone app provides.

## Develop Partnerships for Supportive Infrastructure

- **Administer a uniform countywide ADA paratransit eligibility certification program.** The different transit operators could develop a joint application process, including a uniform paper application, and an agreed methodology for certification (e.g. interview, functional assessment, etc). Riders could be provided a single point of contact to apply for ADA paratransit anywhere in the County.
- **Fare integration.** The different ADA paratransit operators could develop joint fare structure and payment mediums. East Bay Paratransit is currently investigating options in this area for contactless payment and to better prepare for the next phase of Clipper.
- **Procure joint paratransit scheduling software.** Regionally there have been many recent discussions on scheduling software as providers try to get ready for the next phase of Clipper. Procuring joint software would allow the County providers to potentially obtain better software and support via economies of scale. This would support other listed strategies, such as the one-seat ride pilot program, and uniform paratransit eligibility certification.
- **Sidewalk improvements to enhance wheelchair accessibility in high-priority locations.** Access to public transit is sometimes limited by lack of sidewalks, poor sidewalk condition, lack of curb cuts, and obstructions on sidewalks. Typically, cities rather than transit agencies are responsible for sidewalks. By targeting sidewalk improvements in locations near transit stops that serve key facilities and residential locations, accessibility for wheelchair users may be significantly improved. In addition, expanding existing bus shelter installation programs at transit agencies could serve the needs of those who wish to use fixed route but are prevented from doing so due to the lack of shelters. Consumers could be provided a phone (e.g. 311) or app option to report barriers.
- **Means-based fare subsidy.** Operators of transportation services for seniors and people with disabilities could provide reduced fares for low-income qualified riders. Most likely, such a program would be based on some other existing means-tested program like Medi-Cal, SSI, general assistance, etc. The paratransit program operated by SamTrans in San Mateo County has operated a low-income subsidized paratransit program for many years that reports very limited administrative burden. Paratransit fare affordability was a concern expressed by a number of stakeholders during the study's outreach phase.
- **Wheelchair breakdown service.** Wheelchair users who use public transportation can find themselves stranded away from home if their wheelchair malfunctions or is damaged. If this occurs, they require urgent help getting home and getting their chair repaired. This need may be addressed by an accessible same-day trip program or it could incorporate a repair element (e.g. *Easy Does It* has a pilot wheelchair breakdown program in Alameda County).
- **Accessible Bikeshare.** Oakland and San Francisco recently offered adaptive bike share programs. Trained staff from BORP, a leading provider of accessible recreation and adaptive sports for people with mobility-related disabilities, were on-hand to fit, train and assist riders on how to use the adaptive bikes. Adaptive equipment used in the program includes supportive pedals, seats and straps, and hand pedals for quad level riders. The program had five adaptive bikes available in Oakland and San



Francisco: upright handcycle, recumbent handcycle, recumbent leg trike, recumbent trike tandem, and side-by-side tandem bicycle. This program could be implemented in one of the more urbanized level terrain parts of the county.

## PROPOSED PRIORITIZATION OF STRATEGIES

The strategies described above range from those that are extremely comprehensive and serve a lot of sections of the disability, older adult, low-income and veteran communities, to those which are very customized to smaller groups but serve a critical transportation need. In order to help prioritize the strategies for the final implementation plan, a set of evaluation criteria were developed and are described below.

## TRANSPORTATION STRATEGY EVALUATION CRITERIA

The following criteria have been used with the Policy and Technical Advisory Committees as a guide for evaluating strategies intended to address the transportation gaps identified in this project. The criteria are intended to be flexible, so that differences among different communities in Contra Costa County can be taken into account. The order of presentation does not correspond to order of importance—no one category is considered more important than the others.

In addition to the measurable (either quantitative or qualitative) criteria presented below, some overarching considerations include:

- Measure J (2020) language (user-focused, seamless, streamlined, unified, affordable)
- Status of legacy recommendations (from previous studies in the County) relative to new recommendations
- FTA concept of “confidence the trip can even be completed” as a part of the trip planning process.
- Current Measure J Eligible Expenditures [(a) managing the program, (b) retention of a mobility manager, (c) coordination with non-profit services, (d) establishment and/or maintenance of a comprehensive paratransit technology implementation plan, and (e) facilitation of countywide travel and integration with fixed route and BART specifically, as deemed feasible.]
- MTC Resolution 4321 requirements (each county must establish or enhance mobility management programs to help provide equitable and effective access to transportation)

There are four groups of evaluation criteria: financial; implementation; transportation benefit; and community criteria.

### Financial Criteria

Cost: Is the overall cost within a range that can realistically be funded with available sources, taking into account sales tax funds, grants from the private or public sector or user fares/fees?

Cost per beneficiary: A broad range of a small to a large number of beneficiaries is compared to the cost of a program. Even though a program’s total cost is low, if it

reaches very few people it might still have a high cost per beneficiary. This would not necessarily eliminate a project from consideration if it ranked highly on other criteria including those listed under “Transportation Benefits Criteria” and “Community Criteria.” Similarly, even though a program’s total cost is high, if it reaches many people it might still have a low cost per beneficiary.

Funding availability and sustainability: To the degree possible, strategies and related projects should have stable sources of funding to cover match requirements. In the case of pilot, demonstration, or capital projects, there should be reasonable likelihood of continued funding for operations. It is recognized that continued funding can never be guaranteed, as it is subject to budget processes, as well as decisions and priorities of funders.

Leveraging resources: It is desirable for strategies and projects to help tap into other funding sources, especially new sources not previously available. Displacing existing funding is discouraged.

## Implementation Criteria

Implementation time-frame: Strategies that will produce results quickly are preferred, as long as they are also sustainable. Projects with long-term payoffs should have some form of measurable accomplishments in the short run.

Staging: Can the improvement be implemented in stages?

Coordination: Strategies that involve coordination, for example multiple organizations working together to address a need, would be prioritized.

## Transportation Benefits Criteria

Number of problems and trip types: Strategies that address multiple problems and serve multiple customer groups and trip purposes are preferred, with an emphasis on those that facilitate coordination in the county.

Number of beneficiaries: In general, improvements that benefit many people are preferred to those that benefit few. However, the needs of relatively small groups might be considered particularly critical based on criteria under the heading “Community.”

Unserved needs: Projects are preferred that address gaps left by other services rather than duplicating, overlapping with, or competing with other services. Note that the relative importance of various needs is a matter for local priorities as addressed under “Community.”

Measurable benefits: As much as possible, there should be ways to measure how a strategy is benefiting target groups (seniors, veterans, people with disabilities), whether in terms of numbers of people served, numbers of trips provided, improved measures of service quality, user-friendliness for end user and their aides etc.

## Community Criteria

Community support: Community support may take the form of formal endorsement by organizations and individuals, support by elected governing bodies, a potential project





sponsor (“champion”) with staff or vehicles, and connections to adopted plans to carry out the strategy. Input from community outreach and stakeholder interviews conducted in Spring/Summer 2020 was taken into account in the scoring of these strategies.

Acceptability: While a strategy may look good “on paper”, there may be more subtle reasons – for example, cultural, practical, or financial – that would result in it not being successful if implemented. The strategy must be acceptable to the target population. That is, will the target population actually use this service being offered?

Acute needs: The importance of needs will normally be reflected in community support, but also in priority designation in locally-adopted plans or policies. Acute needs may include needs of small groups who have been left unserved by other programs due to expense or other difficulties.

Unserved groups: Identifiable groups that are not able to use existing services may include people who face language and cultural barriers.

**Prioritization by the Policy Advisory Committee and the Technical Advisory Committee**

During meetings held in November 2020 the various strategies were presented to these two committees, in addition to the evaluation criteria described above. The results of input received from committee members are presented in the following matrix.

Strategies have been arranged in four groups: Increase Local and Regional Mobility; Improve Coordination among Providers and Community Stakeholders; Increase Awareness of Existing Services; and Develop Partnerships for Supportive Transportation Infrastructure. The strategies in the matrix have been arranged according to the level of priority within each of the four groups, and **key comments from committee members are presented in the right-hand column**. It should be noted that at this stage of the evaluation estimated costs were not included in the information available.

Figure 5-1 Strategy Prioritization

STRATEGY	COMMITTEE COMMENTS
<b>Increase Local and Regional Mobility</b>	
<b>Expand the current one-seat ride pilot program - improve connectivity between paratransit programs/eliminate transfer trips</b>	<p>Allows for travel within the county to be like drivers experience it- without imaginary boundaries. Allows people to fully live and work where they desire. Additionally, it has been a recurring recommendation over the past studies.</p> <p>Clear benefits to existing population (now using transfers). Unclear whether existing provider has resources to take on East Bay Paratransit (and Alameda County).</p> <p>Yes, 100%+ convinced we need to improve connectivity! What we ask our service recipients to go through to get from point A to point B is ludicrous.</p>



STRATEGY	COMMITTEE COMMENTS
<b>Increase Local and Regional Mobility</b> <i>(Continued)</i>	
<p><b>Same-day trip programs (including wheelchair-accessible service)</b></p>	<p>Allows for a more natural way to get around. Drivers and public transportation users can make spur-of-the-moment trips. Same day trips are necessary to truly be an accessible way to get around.</p> <p>Tri Delta Transit offers same day paratransit trips through a partnership with United taxi and Lyft.</p> <p>A very desirable improvement for existing paratransit users. Will push up cost per user unless unproductive standby time can be controlled or TNC labor can be employed. TNC or third-party liability is a critical concern.</p> <p>We need for folks to be able to call and get rides upon demand. Life cannot always be led with advanced notice of needs, etc.</p>
<p><b>Volunteer driver programs</b></p>	<p>My concern is in implementation. Relying on volunteers is tricky. Would volunteer drivers be in the areas of the county where they would be most needed? I think some areas of county would have a harder time getting drivers, and that would likely be where they would be most needed.</p> <p>Vulnerable riders, or those in wheelchairs may not be well served.</p> <p>We absolutely need to get a better handle on who is doing what, when, where and how! I fear waste galore based on duplication of efforts and lots of unmet needs.</p>
<p><b>Service beyond ADA service areas and regular service times</b></p>	<p>Tri Delta Transit offers service beyond ADA service areas in east county.</p> <p>Need may grow if fixed route services are cut and ADA obligations are reduced. Funding will be politically difficult in this case (as paratransit funding is already well short of what is needed even for required ADA service.) Some agencies already offer beyond ADA service.</p> <p>This could be a game changer for people with destinations outside ADA areas.</p> <p>Already in place in WestCAT area</p> <p>We absolutely need the ability to customize coverage and time.</p>
<p><b>Subsidize on-demand programs</b></p>	<p>Valuable if it would provide same day service, and at times when paratransit typically does not operate.</p> <p>Yes, keeping one's integrity intact and feeling of freedom is crucial to living a quality life.</p>



STRATEGY	COMMITTEE COMMENTS
<b>Improve Coordination Among Providers and Community Stakeholders</b>	
<b>Shopping Trips with package assistance</b>	<p>This would serve many people, likely on their more frequent/regular trips. It is a model that is already happening with shuttles connecting senior apartments with shopping centers. Also allows for socialization, opportunity to be out in the community with peers</p> <p>Tri Delta Transit will assist with up to 4 bags on paratransit trips (more during COVID)</p> <p>Demand and number of beneficiaries is unknown. Experience in other communities suggests low participation rates, though high benefit to those served.</p> <p>In emergency planning the critical areas are being able to access appointments, medications, food, and essential supplies. Some of the burden on the transportation service could be alleviated with neighbor helping neighbor.</p>
<b>Hospital discharge service</b>	<p>Seems this would be a relatively low cost project to implement. Completely dependent on how service is delivered</p> <p>This is a healthcare issue. The health system is responsible for getting patients safely home.</p>
<b>Customized Guaranteed Ride Home program for people with disabilities</b>	<p>We need to build services around need, not expect people to build needs around a service delivery box.</p>
<b>Means-based carshare including accessible option</b>	<p>I think the cost to implement would be high, and actual use would be low.</p> <p>The logistics of this program is really the question. Clearly there are benefits associated with occasional access to a vehicle, but the combination of disabled access (vehicle controls) and the means-based qualification process and the need for a third party relationship with an outside vendor makes this extremely complicated and unstable.</p> <p>Is this relevant for the population we are focusing on? Seniors, Disabled, etc. This option implies folks are driving themselves vs. relying on a system. Also, COVID/Virus safe?</p>



STRATEGY	COMMITTEE COMMENTS
<b>Increase Awareness of Existing Services</b>	
<b>One call/One click (and/or Information and Referral Service)</b>	<p>Yes! People need a central place to get their information. Has been recommended repeatedly in past studies.</p> <p>The coordinated dissemination of information streamlines delivery of all transportation resources and improves the end user experience. Really no downside to this other than the process and cost of establishing and managing the service. Maybe the most effective use of available funding.</p> <p>Yes, no more multiple hoops to jump through to get simple transportation requests filled.</p>
<b>Programs for veterans (older adults and people with disabilities)</b>	<p>Peer training is good, but not as beneficial as some of the other strategies. And would not reach as many riders.</p> <p>Unclear relationship to VA and other veteran resources. Not sure that veteran mobility needs differ from those of others in the community. Possibly worth pursuing if the effort can attract funding or assistance from veteran-serving groups.</p> <p>Yes, we need more programs, better options, and coordination. I suspect the left does not coordinate all that well with the right. True regional planning ensures everyone is aware of who is doing what, when and where.</p>
<b>Real Time Information</b>	<p>Yes! People need access to real time information so they can determine how to proceed, advise others if they will be running late, etc.</p> <p>Potentially complicated and expensive to set up for multiple providers of paratransit services. Potentially simpler if limited to public agencies but would still require significant investment and development time to deploy app based real time information system.</p> <p>Yes, completely makes sense. Need redundancy options as there are varying degrees of tech savvy users.</p>
<b>Travel Training</b>	<p>I would challenge us to ensure a system requires minimal service recipient training need. Also need to remain cognizant that there are varied degree of users and this skill is perishable.</p>



STRATEGY	COMMITTEE COMMENTS
<b>Develop Partnerships For Supportive Transportation Infrastructure</b>	
<b>Fare integration</b>	<p>Fare integration and a unified fare structure is part of the one-seat pilot. Costs of fare integration would be the work to implement it, and ongoing impacts to agency revenues, and potentially to customers in areas with low fares. If more transportation providers are included (e.g. TNCs or other private entities) the process becomes much more complicated with the potential for public subsidies to be necessary to accomplish it.</p> <p>This will all allow for a more streamlined experience for riders. The fact that we have differing eligibility, fares structures, and scheduling software are evidence of how fractured the system is. I would put these three strategies as the first priority as they should be somewhat straightforward to implement and would help support some of the other strategies.</p>
<b>Administer a uniform countywide ADA paratransit eligibility certification program</b>	<p>This will all allow for a more streamlined experience for riders. The fact that we have differing eligibility, fares structures, and scheduling software are evidence of how fractured the system is. I would put these three strategies as the first priority as they should be somewhat straightforward to implement and would help support some of the other strategies.</p> <p>No objection to centralizing this function. Some cost implications. This function is being performed now by public agencies in the County with few problems so cost/benefit is unclear.</p> <p>Absolutely, this is a MUST have.</p>
<b>Joint procurement of scheduling software</b>	<p>Value depends on the objectives of the project. If one seat ride pilot succeeds, then cross jurisdictional scheduling is already in place. If other benefits from software are realized (e.g. coordinated billing and payment, real time information, user interface, etc.) this could be worth pursuing. In any event, it is a very complicated and expensive enterprise.</p> <p>This will all allow for a more streamlined experience for riders. The fact that we have differing eligibility, fares structures, and scheduling software are evidence of how fractured the system is. I would put these three strategies as the first priority as they should be somewhat straightforward to implement and would help support some of the other strategies.</p>
<b>Safe Routes for Seniors/Safe Routes for All</b>	<p>Pedestrian right of way issues abound in older neighborhoods and bus stops are few and far between. Addressing this would increase use and access to fixed routes by wheelchair users or those with mobility issues</p> <p>This is another MUST have. To knowingly put anyone at risk is never a good business model.</p>



STRATEGY	COMMITTEE COMMENTS
<b>Develop Partnerships For Supportive Transportation Infrastructure</b> <i>(Continued)</i>	
<b>Means-based fare subsidy</b>	This is a good idea to base one's fee on his/her ability to pay / income level.
<b>Wheelchair breakdown service</b>	Tri Delta Transit offers emergency wheelchair transportation in east county
<b>Accessible bikeshare program</b>	<p>I think utilization would be low.</p> <p>Given the vast number of other needs in the county, this seems like a project that may best be handled by an outside advocacy group or bikeshare entity. Could become very complicated to deploy a viable system without considerable work and expense, and without the participation of private entities.</p> <p>May not be realistic for many users.</p> <p>Is this COVID safe and if so then there must be some pretty stringent sanitation procedures to be followed. Not sure on the relevance of this option.</p>

## PRESENTATION OF FINAL STRATEGY RECOMMENDATIONS

Once the Project Management Team has had a chance to review the recommended strategies as described above, the consultant will meet with the team to finalize prioritization of strategies. This will be the penultimate step before the creation of an implementation matrix that will include all the recommended strategies, in addition to potential costs, funding sources, lead agencies, champions, and implementation steps. These will be finalized for presentation to the PAC and TAC at the end of January, early February 2021.





## 6 IMPLEMENTATION PLAN

In progress...



# Contra Costa County Board of Supervisors

## Subcommittee Report

### TRANSPORTATION, WATER & INFRASTRUCTURE COMMITTEE

10.

**Meeting Date:** 02/08/2021

**Subject:** REVIEW, REVISE as appropriate, and ADOPT the 2021 Transportation, Water, and Infrastructure Committee Calendar.

**Submitted For:** TRANSPORTATION, WATER & INFRASTRUCTURE COMMITTEE,

**Department:** Conservation & Development

**Referral No.:** N/A

**Referral Name:** N/A

**Presenter:** John Cunningham, DCD

**Contact:** John Cunningham  
(925)674-7833

---

#### **Referral History:**

N/A. This is an annual administrative task of the Committee.

#### **Referral Update:**

The Committee should review, revise if appropriate, and adopt the 2021 draft calendar.

#### **Recommendation(s)/Next Step(s):**

REVIEW and REVISE as appropriate, and ADOPT the 2021 Transportation, Water, and Infrastructure Committee Calendar.

#### **Fiscal Impact (if any):**

N/A

---

#### **Attachments**

[2021 TWIC Calendar.pdf](#)

---



# TRANSPORTATION, WATER & INFRASTRUCTURE COMMITTEE

Supervisor Candace Andersen, District II, Chair  
Supervisor Diane Burgis, District III, Vice Chair

## 2021 Meeting Schedule

DATE	Location*	TIME
February 8	1025 Escobar Street, Room TBA, Martinez <i>or</i> Remote Meeting (see agenda for details)	9:00a.m.
March 8	1025 Escobar Street, Room TBA, Martinez <i>or</i> Remote Meeting (see agenda for details)	9:00a.m.
April 12	1025 Escobar Street, Room TBA, Martinez <i>or</i> Remote Meeting (see agenda for details)	9:00a.m.
May 10	1025 Escobar Street, Room TBA, Martinez <i>or</i> Remote Meeting (see agenda for details)	9:00a.m.
June 14	1025 Escobar Street, Room TBA, Martinez <i>or</i> Remote Meeting (see agenda for details)	9:00a.m.
July 12	1025 Escobar Street, Room TBA, Martinez <i>or</i> Remote Meeting (see agenda for details)	9:00a.m.
August 9	1025 Escobar Street, Room TBA, Martinez <i>or</i> Remote Meeting (see agenda for details)	9:00a.m.
September 13	1025 Escobar Street, Room TBA, Martinez <i>or</i> Remote Meeting (see agenda for details)	9:00a.m.
October 11	1025 Escobar Street, Room TBA, Martinez <i>or</i> Remote Meeting (see agenda for details)	9:00a.m.
November 8	1025 Escobar Street, Room TBA, Martinez <i>or</i> Remote Meeting (see agenda for details)	9:00a.m.
December 13	1025 Escobar Street, Room TBA, Martinez <i>or</i> Remote Meeting (see agenda for details)	9:00a.m.

The Agenda Packets will be posted and emailed out prior to the meeting dates.

\* To slow the spread of COVID-19, the Health Officer's Shelter Order of December 16, 2020, prevents public gatherings. In lieu of a public gathering, the Board of Supervisors and Committee meetings will be accessible via live-streaming to all members of the public as permitted by the Governor's Executive Order N29-20.

**For Additional Information Contact:**

John Cunningham, Committee Staff  
Direct Line: 925-674-7833  
Main Transportation Line: 925-674-7209  
John.Cunningham@dcd.cccounty.us



# Contra Costa County Board of Supervisors

## Subcommittee Report

### TRANSPORTATION, WATER & INFRASTRUCTURE COMMITTEE

11.

**Meeting Date:** 02/08/2021

**Subject:** REVIEW Communication, News, Miscellaneous Items of Interest to the Committee and DIRECT staff as appropriate.

**Submitted For:** TRANSPORTATION, WATER & INFRASTRUCTURE COMMITTEE,

**Department:** Conservation & Development

**Referral No.:** N/A

**Referral Name:** N/A

**Presenter:** John Cunningham, DCD

**Contact:** John Cunningham  
(925)674-7833

---

#### **Referral History:**

This is a standing item on the TWIC agenda.

#### **Referral Update:**

#### **Communication Received:**

None.

#### **News:**

Article attached: *Buttigieg cites gas-tax hike at hearing, but aide walks it back*

#### **Recommendation(s)/Next Step(s):**

RECEIVE information and DIRECT staff as appropriate.

#### **Fiscal Impact (if any):**

N/A

---

#### **Attachments**

FederalGasTax-P.Buttigieg

---

## **Buttigieg cites gas-tax hike at hearing, but aide walks it back**

*Jan. 21, 2021; Updated 5:29 p.m.*

*By Jessica Wehrman, CQ*

Former South Bend, Ind. Mayor Pete Buttigieg Thursday put a gas tax hike on the table of ways to pay for federal highway programs, only to have a spokesman later rule out that possibility.

Buttigieg, testifying before the Senate Commerce, Science and Transportation Committee at his confirmation hearing to be secretary of Transportation, was pressed on a gas tax increase by Sen. Rick Scott, R-Fla., one of several Republicans eager to put him on the record supporting a tax hike.

“Would you support gas tax increases, and if so, how much?” asked Scott.

“I think all options need to be on the table,” Buttigieg replied. “As you know, the gas tax has not been increased since 1993 and it's never been pegged to inflation, and that is one of the reasons why the current state of the Highway Trust Fund is that there's more going out than coming in.”

Later, under questioning from Sen. Mike Lee, R-Utah, Buttigieg said it was “possible” the federal government could raise the gas tax.

“Certainly many states have taken that step, including my own, but it's not the only approach,” he said.

A Buttigieg spokesman later walked that statement back, telling reporters that a “variety of options need to be on the table to ensure we can invest in our highways and create jobs, but increasing the gas tax is not among them.”

Buttigieg added that Congress has solved the trust fund shortfall in the past by making periodic transfers from the general fund. “I don't know whether Congress would want to continue doing that, and I think in the near term, we need a solution that can provide some predictability and sustainability,” he said.

In ruling out raising the gas tax, Buttigieg would be at odds with a variety of transportation stakeholders, including the U.S. Chamber of Commerce, the American Trucking Associations, the AFL-CIO and the American Automobile Association. It also puts him at odds with Rep. Peter A. DeFazio, D-Ore., the chairman of the House Transportation and Infrastructure Committee.

President Joe Biden has not specifically endorsed hiking the gas tax, but his campaign website says “the Highway Trust Fund has for far too long been grossly underfunded,” and that Biden “will ensure new revenues are secured to stabilize” the fund.

Others, such as Rep. Sam Graves, R-Mo., the ranking member of the House Transportation Committee, have advocated a financing measure based on vehicle miles traveled. Buttigieg suggested a similar method during his 2020 presidential run but acknowledged technological and privacy barriers that keep it from being a short-term solution.

### **Perennial debate**

The standoff over whether to raise or even index the federal gas tax, now an 18.4-cents-a-gallon federal gas tax and 24.4-cents-a-gallon diesel tax, has become a perennial one.

“Transportation infrastructure investment around here has always been an area for bipartisan cooperation,” said Sen. John Thune, R-S.D. “The other thing that enjoys bipartisan popularity around here is not paying for it.”

Buttigieg acknowledged during the hearing that there are a variety of models and timelines to consider, including adjusting the gas tax, connecting it to inflation or moving toward a model based on vehicle miles traveled.

“I think there's a recognition that we don't have adequate national resources going into roads and highways and that we need to look at any responsible viable revenue mechanism we can all agree on to do something about that,” he said.

Despite repeated questions over highway financing, Buttigieg faced a largely friendly panel, with many eager to win cooperation from the former Democratic presidential candidate on their pet transportation projects.

Incoming Chairwoman Maria Cantwell, D-Wash., pushed the importance of the Interstate 5 Columbia River Bridge replacement and other bridges in her state. Sen. Richard Blumenthal, D-Conn., urged Buttigieg to support the \$30 billion Gateway Program, a multifaceted infrastructure project on Amtrak's Northeast Corridor that includes rebuilding the Hudson Tunnel between New York and New Jersey. Sen. Kyrsten Sinema, D-Ariz., urged his support for work on Interstate 11 in her state.

For those projects, and the other legislative proposals, agenda items and wish lists offered by the senators, Buttigieg was amenable, promising to work with the senators and study what they asked him to study. His most common answer during the three-hour hearing was an expressed willingness to work with senators on their concerns.

The strategy worked. “You have put on a clinic on how a nominee should work and act,” said Sen. Jon Tester, D-Mont. “You haven't avoided the questions. You've been straightforward, and you know what the hell you're talking about. And that's really pretty damn refreshing.”

But at least two Republican senators offered mild pushback on Biden's decision to revoke the Keystone XL pipeline permit.

Without targeting Buttigieg directly, Sens. Dan Sullivan, R-Alaska, and Ted Cruz, R-Texas, both criticized the decision, saying it would eliminate thousands of jobs.

Buttigieg defended the decision.

“We are very eager to see those workers continue to be employed in good-paying union jobs, even if they might be different ones,” he said.



Cruz was dissatisfied, arguing that the Keystone XL decision “is the front end of a whole series of regulatory decisions, one after the other after the other, that will be eliminating union jobs, that will be eliminating manufacturing jobs, that will be eliminating energy jobs.”

“I think the answer is that we're going to create more good-paying union jobs,” Buttigieg replied. “And we can do that while recognizing the fact that when the books are written about our careers, one of the main things we'll be judged on is whether we did enough to stop the destruction of life and property due to climate change. I've got to believe we can do both of those things.”

Even before the hearing ended, Buttigieg had stated support from Sens. Edward J. Markey, D-Mass., and Jacky Rosen, D-Nev., who urged the committee “to facilitate a swift confirmation of Mr. Buttigieg so he can immediately get to work on all the things that our colleagues on this committee have asked for for our nation and their states as well.”

Outgoing Chairman Roger Wicker, R-Miss., praised Buttigieg’s “impressive credentials” and said he was “quite certain” that Buttigieg would be confirmed.

If confirmed, Buttigieg could become familiar with the committee quickly. Congress faces an October deadline to reauthorize federal highway programs. Last year, Congress extended the current highway law (PL 114-94) for a year.

*First posted Jan. 21, 2021 12:28 p.m.*



# Contra Costa County Board of Supervisors

## Subcommittee Report

### TRANSPORTATION, WATER & INFRASTRUCTURE COMMITTEE

12.

**Meeting Date:** 02/08/2021  
**Subject:** TWIC Referrals for 2021  
**Submitted For:** TRANSPORTATION, WATER & INFRASTRUCTURE  
COMMITTEE,  
**Department:** Conservation & Development  
**Referral No.:** N/A  
**Referral Name:** N/A  
**Presenter:** John Cunningham, DCD      **Contact:** John Cunningham  
(925)674-7833

---

#### **Referral History:**

This is an annual Administrative Item of the Committee.

#### **Referral Update:**

Staff has proposed one change to the referrals. As seen in the attached, "Monitor and report on the eBART Project" was replaced with "Monitor and report on the East County Integrated Transit Study".

eBART is operating and stable, the East County Integrated Transit Study is looking at a potential next segment BART extension among other issues.

#### **Recommendation(s)/Next Step(s):**

Consider recommendations on referrals to the Committee for 2021, revise as necessary, and direct staff to bring the list to the full Board of Supervisors for approval.

#### **Fiscal Impact (if any):**

None.

---

#### **Attachments**

TWIC Referrals 2021 - DRAFT

---

# DRAFT 2021 Referrals to the Transportation, Water and Infrastructure Committee

(For Consideration by TWIC at their February 8, 2021 Meeting.)

1. Review legislative matters on transportation, water, and infrastructure.
2. Review applications for transportation, water and infrastructure grants to be prepared by the Public Works and Conservation and Development Departments.
3. Monitor the Contra Costa Transportation Authority including efforts to implement Measure J.
4. Monitor EBMUD and Contra Costa Water District projects and activities.
5. Review projects, plans and legislative matters that may affect the health of the San Francisco Bay and Delta, including but not limited to conveyance, flood control, dredging, climate change, habitat conservation, governance, water storage, development of an ordinance regarding polystyrene foam food containers, water quality, supply and reliability, consistent with the Board of Supervisors adopted *Delta Water Platform*.
6. Review and monitor the establishment of Groundwater Sustainability Agencies and Groundwater Sustainability Plans for the three medium priority groundwater basins within Contra Costa County as required by the Sustainable Groundwater Management Act.
7. Review issues associated with County flood control facilities.
8. Monitor creek and watershed issues and seek funding for improvement projects related to these issues.
9. Monitor the implementation of the Integrated Pest Management policy.
10. Monitor the status of county park maintenance issues including, but not limited to, transfer of some County park maintenance responsibilities to other agencies and implementation of Measure WW grants and expenditure plan.
11. Monitor and report on the East Contra Costa County Habitat Conservation Plan.
12. Monitor the implementation of the County Complete Streets Policy.
13. Monitor and report on the Underground Utilities Program.
14. Monitor implementation of the Letter of Understanding with PG&E for the maintenance of PG&E streetlights in Contra Costa.
15. Freight transportation issues, including but not limited to potential increases in rail traffic such as that proposed by the Port of Oakland and other possible service increases, safety of freight trains, rail corridors, and trucks that transport hazardous materials, the planned truck route for North Richmond; freight issues related to the Northern Waterfront (and coordinate with the Northern Waterfront Ad Hoc Committee as needed), and the deepening of the San Francisco-to-Stockton Ship Channel.
16. Monitor the Iron Horse Corridor Management Program.
17. Monitor and report on ~~the eBART~~ [the East County Integrated Transit Study Project](#).
18. Review transportation plans and services for specific populations, including but not limited to County Low Income Transportation Action Plan, Coordinated Human Services Transportation Plan for the Bay Area, Priorities for Senior Mobility, Bay Point Community Based Transportation Plan, and the Contra Costa County Accessible Transportation Strategic Plan.
19. Monitor issues of interest in the provision and enhancement of general transportation services, including but not limited to public transportation, taxicab/transportation network companies, and navigation apps.
20. Monitor the statewide infrastructure bond programs.
21. Monitor implementation and ensure compliance with the single-use carryout bag ban consistent with Public Resources Code, Chapter 5.3 (resulting from Senate Bill 270 [Padilla – 2014]).
22. Monitor efforts at the State to revise school siting guidelines and statutes.
23. Monitor issues related to docked and dockless bike share programs.
24. Monitor efforts related to water conservation including but not limited to turf conversion, graywater, and other related landscaping issues.
25. Monitor the County's conversion to solar/distributed energy systems.