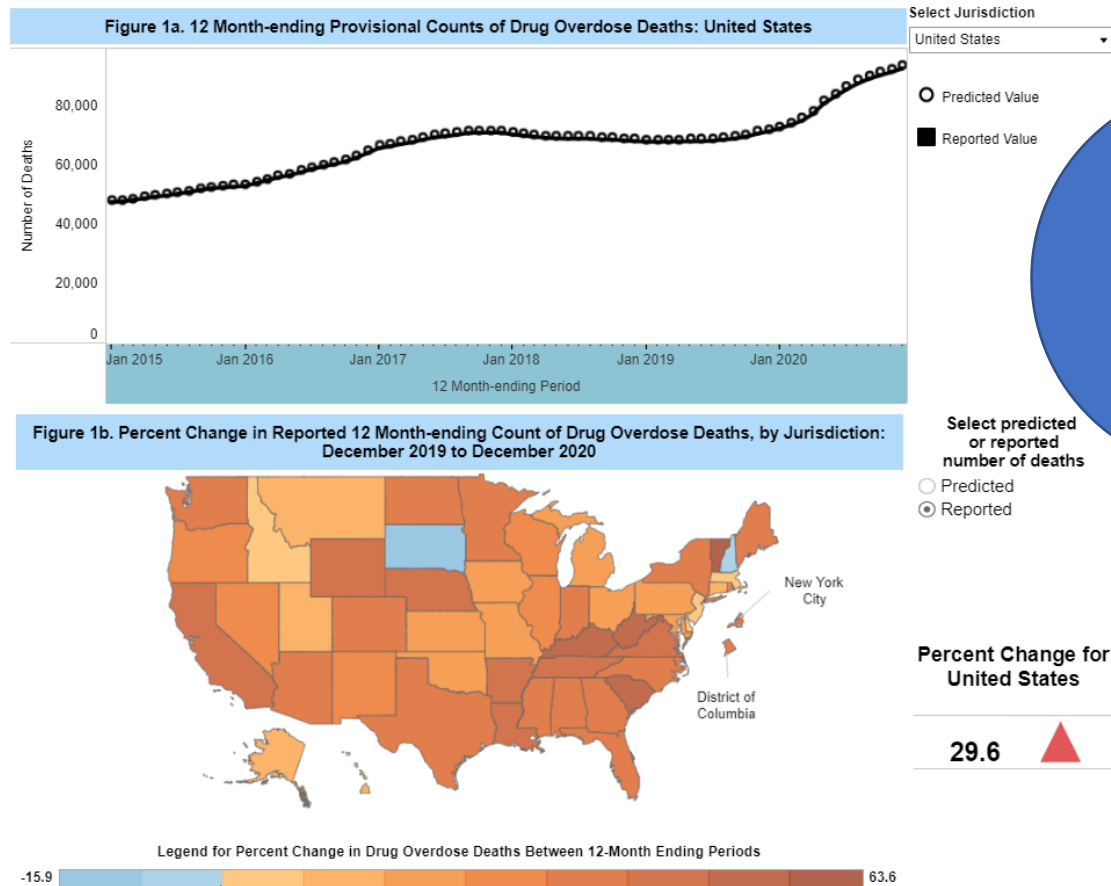


12 Month Ending Provisional Drug Overdose Deaths – United States

12 Month–ending Provisional Number of Drug Overdose Deaths

Based on data available for analysis on: 7/4/2021



There were 92,183 overdose deaths in 2020 nationally, representing a **+29.6% increase** over 2019

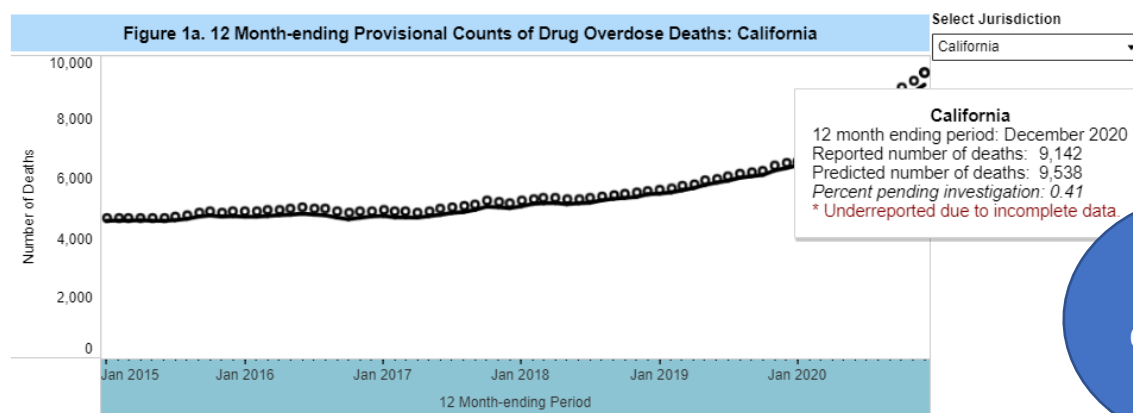
NOTES: *Reported* provisional counts for 12-month ending periods are the number of deaths received and processed for the 12-month period ending in the month indicated. Drug overdose deaths are often initially reported with no cause of death (pending investigation), because they require lengthy investigation, including toxicology testing. Reported provisional counts may not include all deaths that occurred during a given time period. Therefore, they should not be considered comparable with final data and are subject to change. *Predicted* provisional counts represent estimates of the number of deaths adjusted for incomplete reporting (see **Technical notes**). Deaths are classified by the reporting jurisdiction in which the death occurred. Percent change refers to the relative difference between the reported or predicted provisional numbers of deaths due to drug overdose occurring in the 12-month period ending in the month indicated compared with the 12-month period ending in the same month of the previous year. Drug overdose deaths are identified using ICD–10 underlying cause-of-death codes: X40–X44, X60–X64, X85, and Y10–Y14.

12 Month Ending Provisional Drug Overdose Deaths – California

(12 Month period through 12/2020)

12 Month–ending Provisional Number of Drug Overdose Deaths

Based on data available for analysis on: 7/4/2021

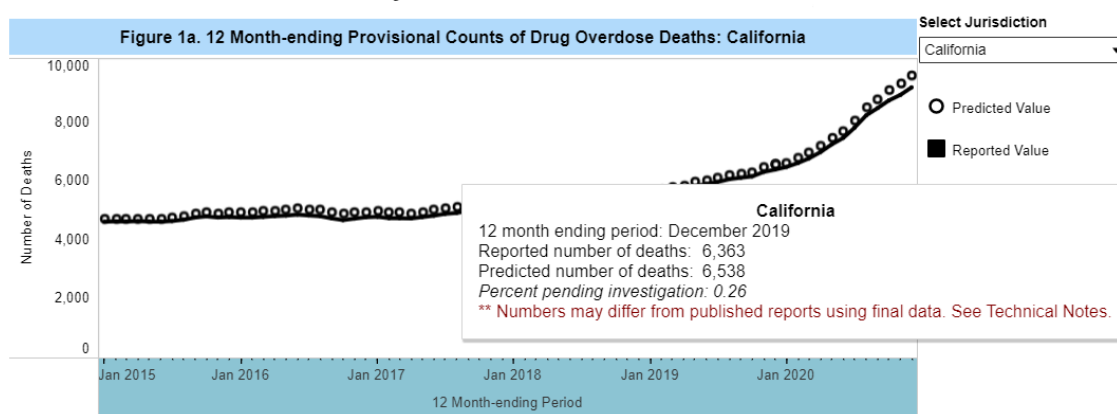


Notice the increase from 6,363 to 9,142 in 2020, +43%

(12 Month period through 12/2019)

12 Month–ending Provisional Number of Drug Overdose Deaths

Based on data available for analysis on: 7/4/2021



Source: <https://www.cdc.gov/nchs/nvss/vsrr/drug-overdose-data.htm>