



Contra Costa County Office of the Sheriff

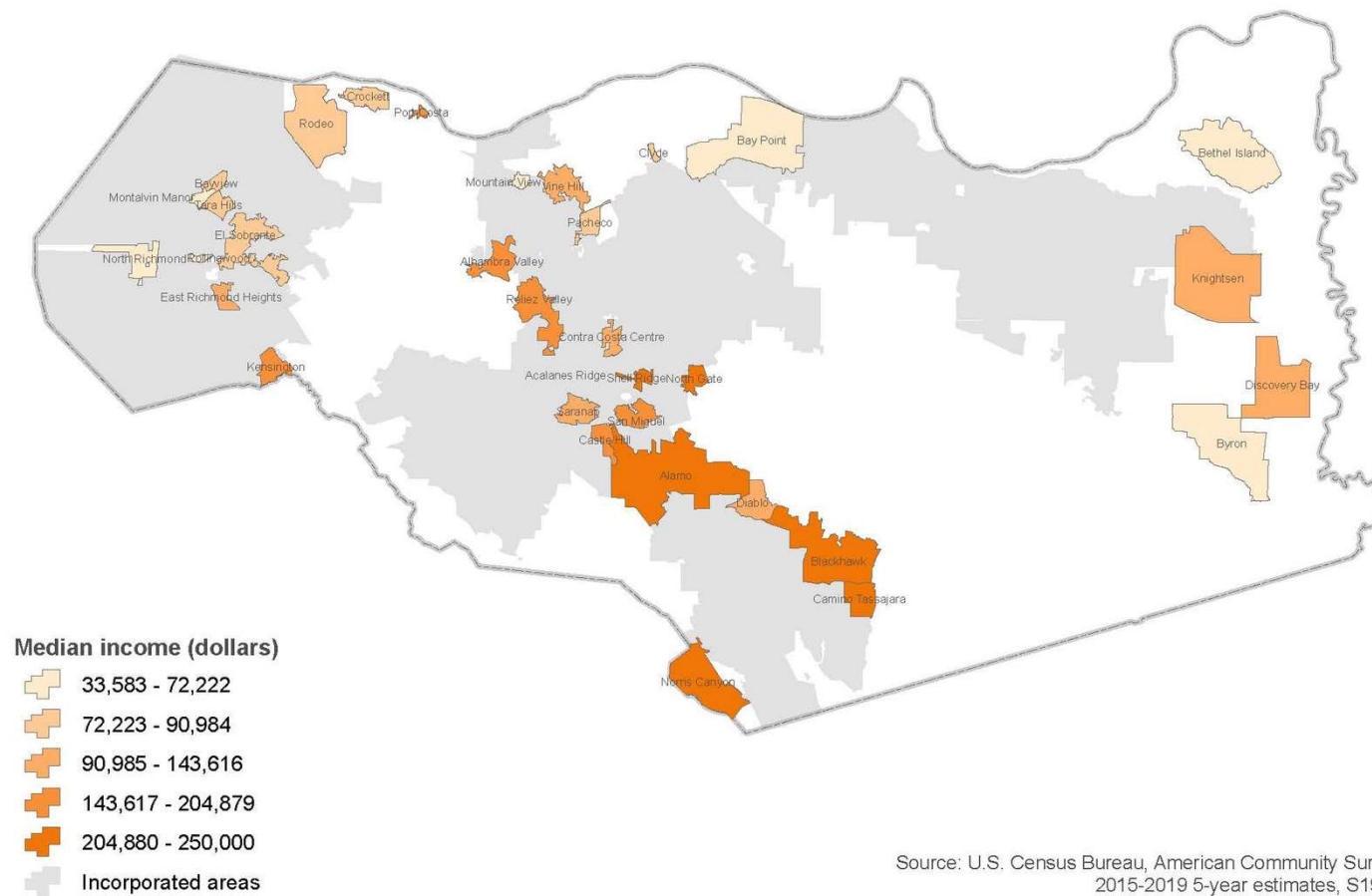
Service Through Efficiency and Transparency

JULY 7, 2021

Data and Trends



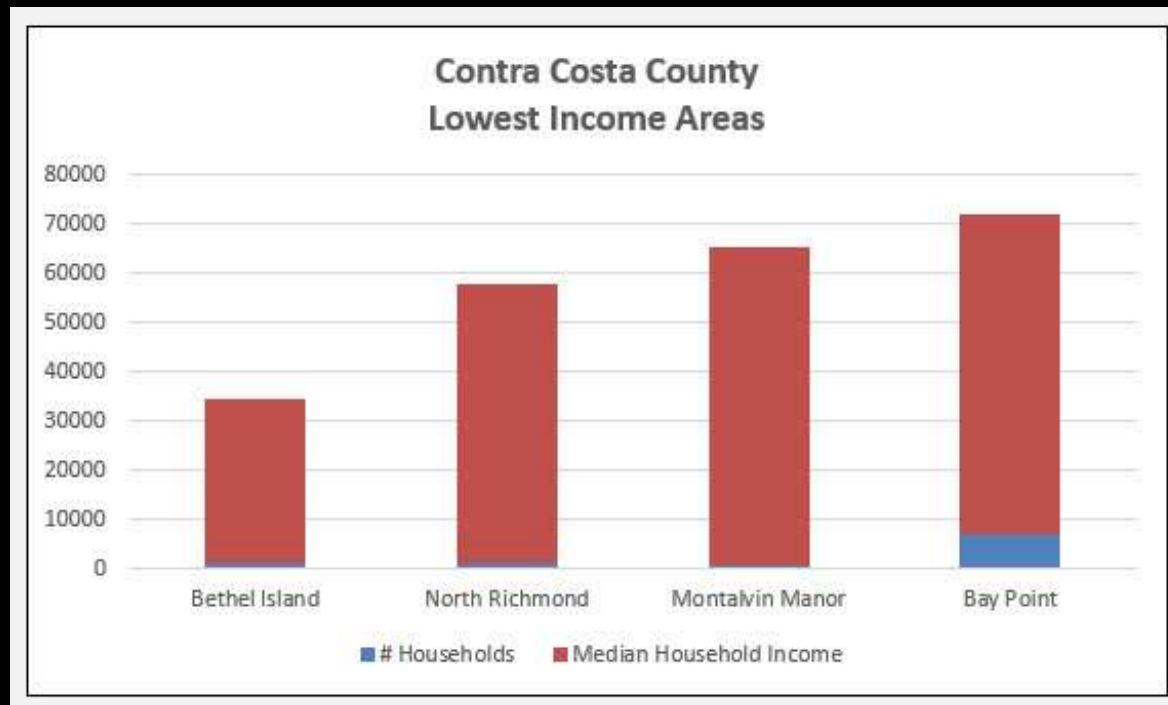
Median Household Income
Places Within Unincorporated Contra Costa County



Source: U.S. Census Bureau, American Community Survey, 2015-2019 5-year estimates, S1903.

A Comparison of Communities

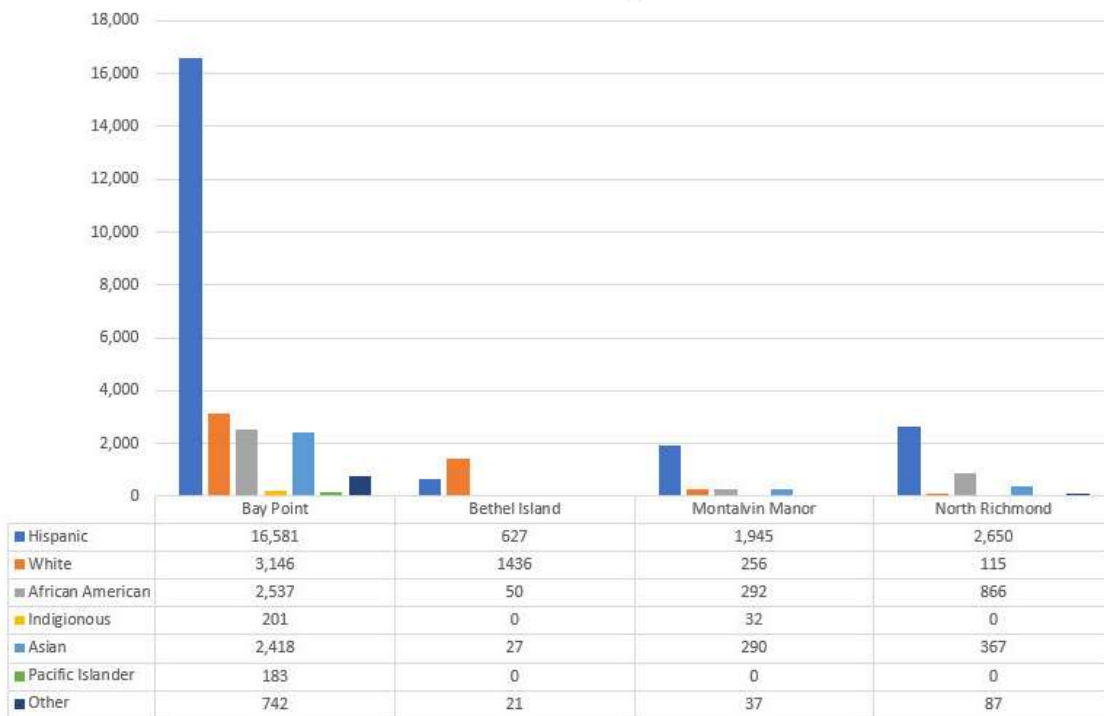
Median Household Income in Contra Costa County (2019) = \$99,716

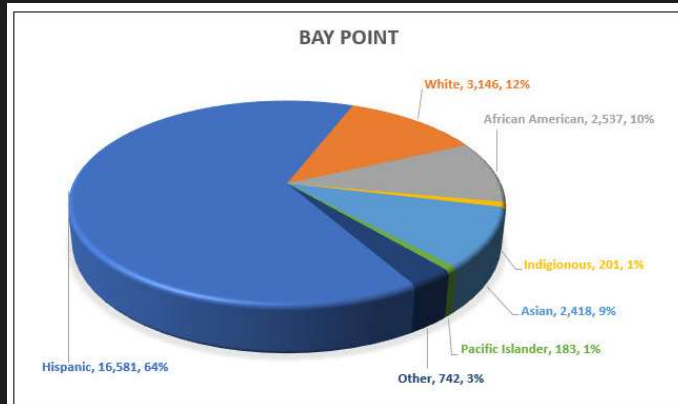


Source: U.S. Census Bureau, American Community Survey 2015-2019

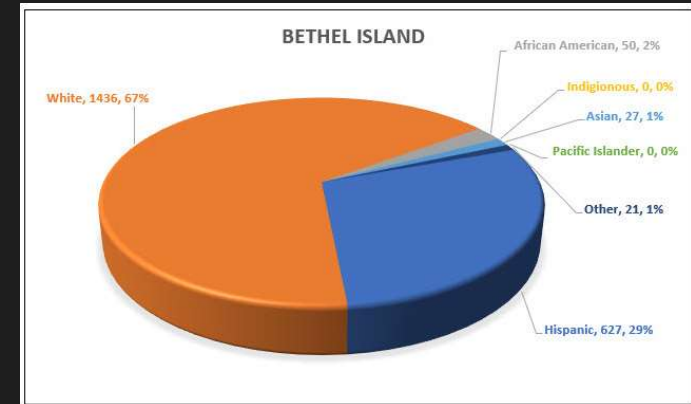
Demographic Comparisons

Ethnic Breakdown by Area

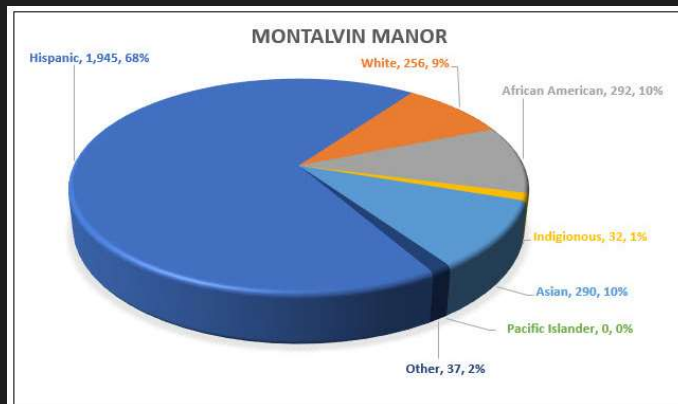




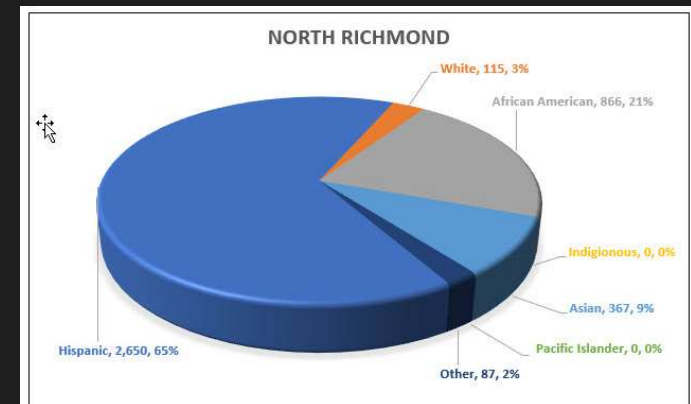
6,917 Households



906 Households



816 Households



1,109 Households

To keep Contra Costa's regional hospital open and staffed; fund community health centers; **provide timely fire and emergency response**; support crucial safety-net services; invest in early childhood services; protect vulnerable populations; and for other essential county services...

A hand is shown placing a ballot into a ballot box. The ballot is a large, stylized letter 'X' with a gradient from dark red at the bottom to gold at the top. The ballot box is a simple, light-colored rectangular box with a slot on top. The background is dark and out of focus.

Measure
X

Pre-Ballot Survey

73%

Supported maintaining Sheriff
patrols and services

82%

Supported increasing
accountability and transparency in
the Sheriff's Department



Unmet Needs

Significant Concerns in Unincorporated Communities



Illegal dumping



Homelessness



Thefts - catalytic converters,
vehicles, burglaries



Extended response times



Prevention



Additional Neighborhood Patrol Deputies

Add services to the lowest income
areas in the county for quality of
life concerns and decreased
response times.

Mental Health Evaluation Team


Partnership with Contra Costa Health Services - Teams of one mental health clinician and one deputy respond for referral assistance.

One MHET deputy funded through AB109 (Realignment in CA)

Awarded \$250,000 from the DOJ COPS grant over three years to partially-fund two MHET deputy positions. This grant requires matching funds.

Station House Specific Detectives

Investigate quality of life crimes
such as loitering, sideshows,
littering, abandoned vehicles,
and follow-up on community
complaints.



GPS-Enabled Move-Up Module Dispatching System



Increased Transparency

Cameras for all sworn officers and
in all unincorporated patrol units



Body-worn
cameras



In-car
cameras

Intersectional

1

Aging and Adult Services

2

Early Childhood Programs

3

Youth Programs

4

Fire

5

Healthcare

6

Mental and Behavioral Health

7

Housing and Homelessness

8

Safety Net (CPS and APS)

9

Transportation



Transformative Ideas

Utilizing GPS technology to decrease response times

Quality of life focused investigators at each station house to meet the needs of the communities

Transparency through body-worn and in-car cameras, with support staff to fulfill Public Records Act Requests





Success Matrix

Response times before and after
implementation of Move-Up
Module Dispatching

Station House statistics from
additional deputies and detectives

Public Records Act requests
received and fulfilled for BWC and
in-car video

Total Projected Cost (Annual)

Personnel

29 Deputy Sheriff FTE	\$ 8,664,852
5 Sergeant FTE	\$ 1,695,625
1 Sheriff's Director FTE	\$ 218,451
2 Sheriff's Specialist FTE	\$ 322,256
2 MHET Deputy match funding (increase to \$573,054 fourth year)	\$ 489,720

Equipment

Body-worn / In-car camera program	\$ 1,300,000
Deccan LiveMUM program	\$ 140,000

TOTAL ANNUAL COST \$ 12,830,904

11.5% of \$112M total Measure X Anticipated Revenue in FY 21-22

One-Time First Year Projected Cost

Equipment

Body-worn / In-car camera set-up cost	\$ 720,000
Deccan LiveMUM set-up cost	\$ 360,000

TOTAL ONE-TIME COST \$ 1,080,000



Contra Costa County Office of the Sheriff

Service Through Efficiency
and Transparency

