

*June 16, 2021*

*Presentation to Measure X  
Advisory Committee –  
Alvaro Fuentes, Executive Director*

- Community Health Centers – at a glance
- Contra Costa Immigrant Profiles
- California – moving the needle on access for all
- Contra Costa CARES
  - History
  - Services
  - Outcomes
  - Remaining Needs
- Ask





Serving Contra Costa and Solano Counties



## La Clínica

- Number of patients served (2019): **24,617**
- Total number of encounters (2019): **82,699**
- % of self-pay (uninsured) patients: **15%**
- Patient demographics by percent:
  - Female patients: **60%**
  - Hispanic patients: **67%**
  - Patients over 20 years old: **61%**



## LifeLong

- Number of patients served (2019): **16,253**
- Total number of encounters (2019): **83,147**
- % of self-pay (uninsured) patients: **10%**
- Patient demographics by percent:
  - Female patients: **62%**
  - Hispanic patients: **73%**
  - Patients over 20 years old: **61%**

### Services provided:

- Primary care medical services
- Pathology / laboratory
- Comprehensive Prenatal Care
- Family Planning Services
- Care Coordination
- Dental
- Optometry
- Behavioral Health Care Services
- Urgent Care
- Community Health Education



State & Local



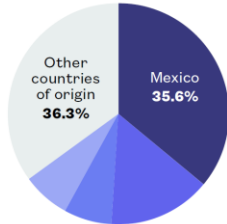
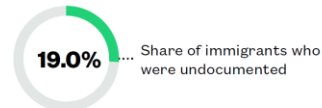
# New Americans in Contra Costa County

The Demographic and Economic Contributions of Immigrants<sup>1</sup> in the County<sup>2</sup>

## UNDOCUMENTED IMMIGRANTS

55,499

Undocumented immigrants in 2017



### Top countries of origin for undocumented immigrants:

- 1 Mexico .....35.6%
- 2 El Salvador.....14.5%
- 3 China .....6.9%
- 4 Philippines .....6.7%

## UNDOCUMENTED IMMIGRANTS CONT.

Amount earned by undocumented immigrant households in 2017:

**\$1.6B**

After taxes, this leaves them with **\$1.4B** in spending power.

**\$151.9M**  
went to federal taxes.

FEDERAL

**\$67.1M**  
went to state and local taxes.

STATE AND LOCAL

### Undocumented immigrants tended to work in these key industries:

- 1 19.4% of workers in the HOSPITALITY industry were undocumented in 2017.
- 2 19.0% — PROFESSIONAL SERVICES
- 3 14.2% — CONSTRUCTION
- 4 12.3% — RETAIL TRADE
- 5 9.7% — HEALTHCARE

	Population <sup>1</sup>	Uninsured, 2018 <sup>2</sup>	Uninsured, Incomes < 138% Federal Poverty Level (FPL), 2018 <sup>2</sup>
SANTA CLARA	1,937,570	67,000* (3.5%)	16,000* (5.5%)
ALAMEDA	1,666,753	65,000* (4.0%)	11,000* (3.7%)
CONTRA COSTA	1,150,215	71,000* (6.2%)	19,000* (11.7%)
SAN FRANCISCO	883,305	56,000* (6.5%)	13,000* (11.7%)
SAN MATEO	769,545	18,000* (2.4%)	-
MARIN	259,666	2,000* (0.9%)	-

\* Data for these counties are considered statistically unstable.

ITUP, Coverage in California at a Glance, October 2020

# Medi-Cal Coverage for Undocumented Immigrants

2016

- 
- Children under 19

2020

- 
- Young Adult Expansion (under 26)

*Proposed for  
2022*

- 2021 May Revise Budget included funding for undocumented Seniors 60+

TBD

- While advocacy continues for Medi-Cal expansion for all income eligible adults, state coverage for the remaining age 26-59 population is expected to take much longer.




# History of Contra Costa CARES

## Launched in November 2015

Received \$1M funding from Contra Costa County, Kaiser Permanente, John Muir Health, & Sutter Delta Medical Center

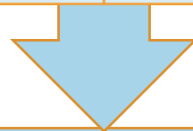
Initial goal: Provide coverage for a 12-month period to approximately 3,000 individuals



## Expanded in April 2017

\$1.5M commitment from all partners

Increased total program capacity to 4,100 participants



## A Unique Public-Private Partnership Pilot

\$7.5 committed through 2020: 100% of funding goes directly to patient services

Partnership has enabled the program to continue and is viewed as a model for coverage expansion in CA and beyond

# CARES Services to Date

## Partners

La Clínica de La Raza, LifeLong Medical Care, Brighter Beginnings

- Contra Costa Health Plan (CCHP) provides pro bono program administration and a 24/7 Nurse Advice Line
- Consortium provides ongoing data collection and evaluation, outreach and communications, and convenes program workgroups
- Hospitals provide additional support through grants, clinical volunteerism, and in-kind use of hospital facilities for specialty care services.

## Primary Care

Provided to over 8,000 individuals with ~36,000 visits to date

- 98% are Latinx
- 93% are between the age of 26-65
- Over 50% of patients in the program are seen for chronic disease diagnosis/management

## Enrollment

Annual enrollment has reached the program's cap of 4,100

- 65% of CARES enrollees have had one or more primary care visits
- 25% of CARES enrollees are frequent utilizers of the primary care services (6+ visits)

TOGETHER  
FOR BETTER  
HEALTH

# CARES Outcomes

## Based on annual patient surveys



### Main Takeaways:

- All participants interviewed reported that CARES had a positive impact on their lives
- Most participants reported having a difficult time accessing and following through with healthcare before enrolling in CARES due to financial barriers
- CARES has been particularly effective at helping enrollees manage chronic illness

# Remaining Needs

1

I.CARES' does NOT provide full scope services: dental care, vision, behavioral health, and specialty care services are all remaining needs

2

Continue to assess and meet pent up demand.

3

Health centers PMPM (per member per month) rate has not changed since the program's inception and falls short of covering the full cost of care

4

A more robust data tracking system would allow partners to track and manage patient health outcomes, and emergency room/hospitalization data





# Our Ask

Prioritize funding to support a comprehensive healthcare system that serves all Contra Costa residents, regardless of immigration status.



Serving Contra Costa and Solano Counties



**BRIGHTER BEGINNINGS**  
*Every Family Matters*