Children & Family Services
Report to Measure X Community Advisory Board

Contra Costa County Employment & Human Services Department
June 9, 2021

ContraCosta County
Employment & Human Services

Our Mission

EHSD partners with the community to deliver quality services to ensure access to resources that support, protect, and empower individuals and families to achieve self-sufficiency.

Children & Family Services

Who We Are

- The Child Welfare agency for our County.
- Mandated by Federal law and guided by the California Welfare & Institutions Code, Sections 300 and 16500.
- Responsible for assessing and responding to child abuse and neglect.
- Three main goals: to achieve safety, permanency, and well-being for all children.

A Snapshot of Contra Costa's Child Population

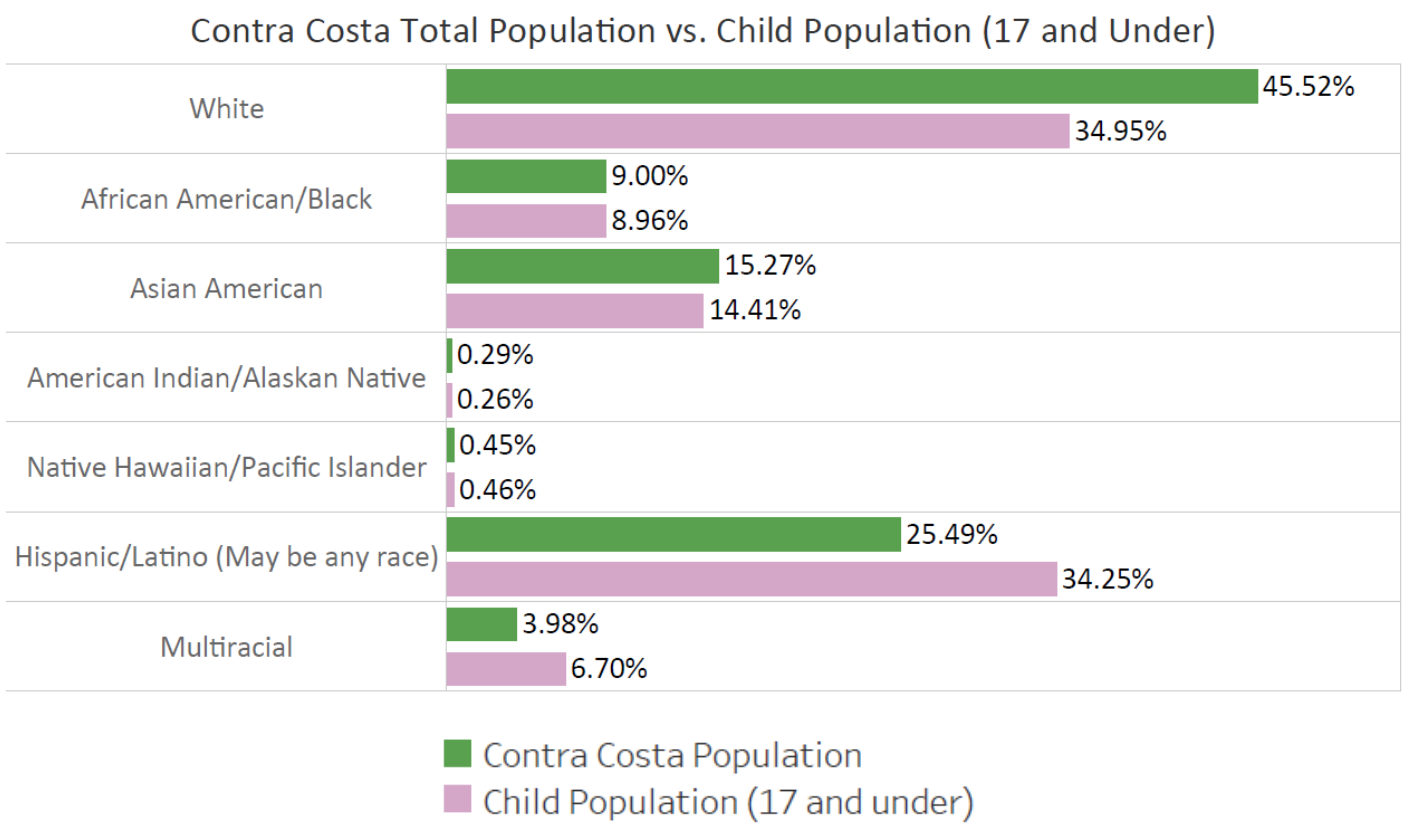

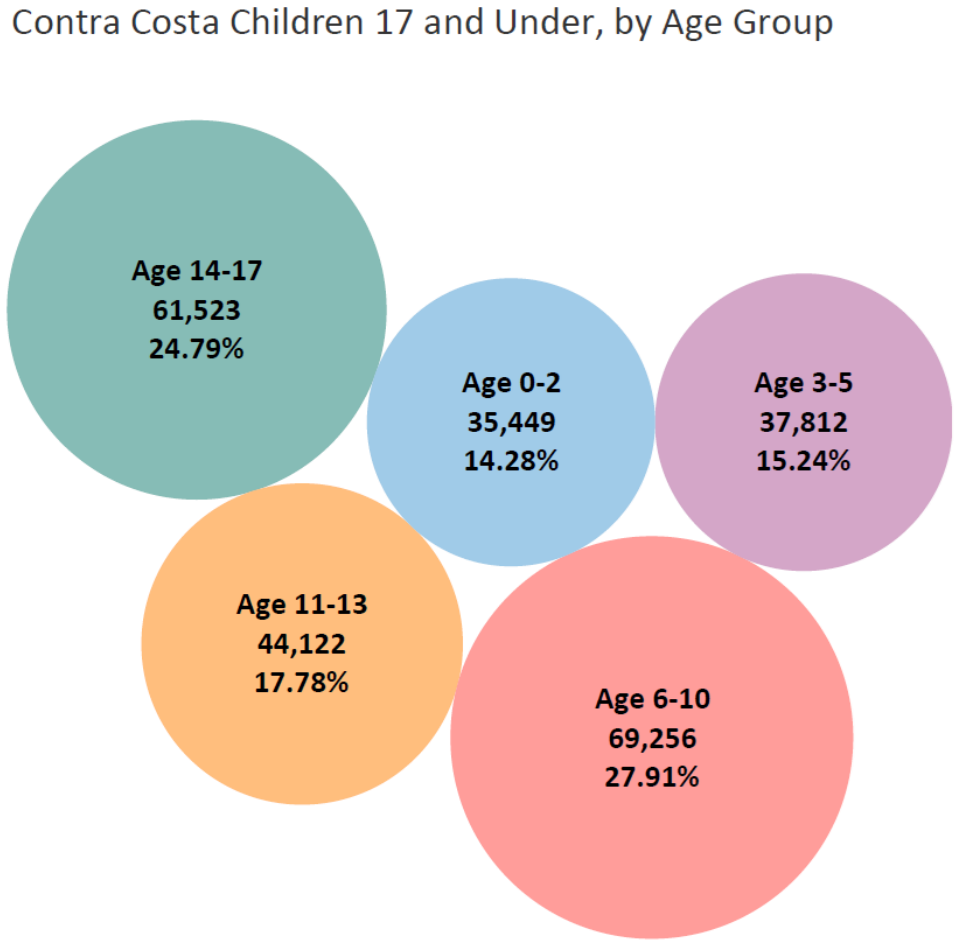

California Dept. of Finance, Population Estimates and Projections (May 2020); U.S. Census Bureau, Population and Housing Unit Estimates (Jul. 2020).

Monthly Referrals by District and Types of Abuse

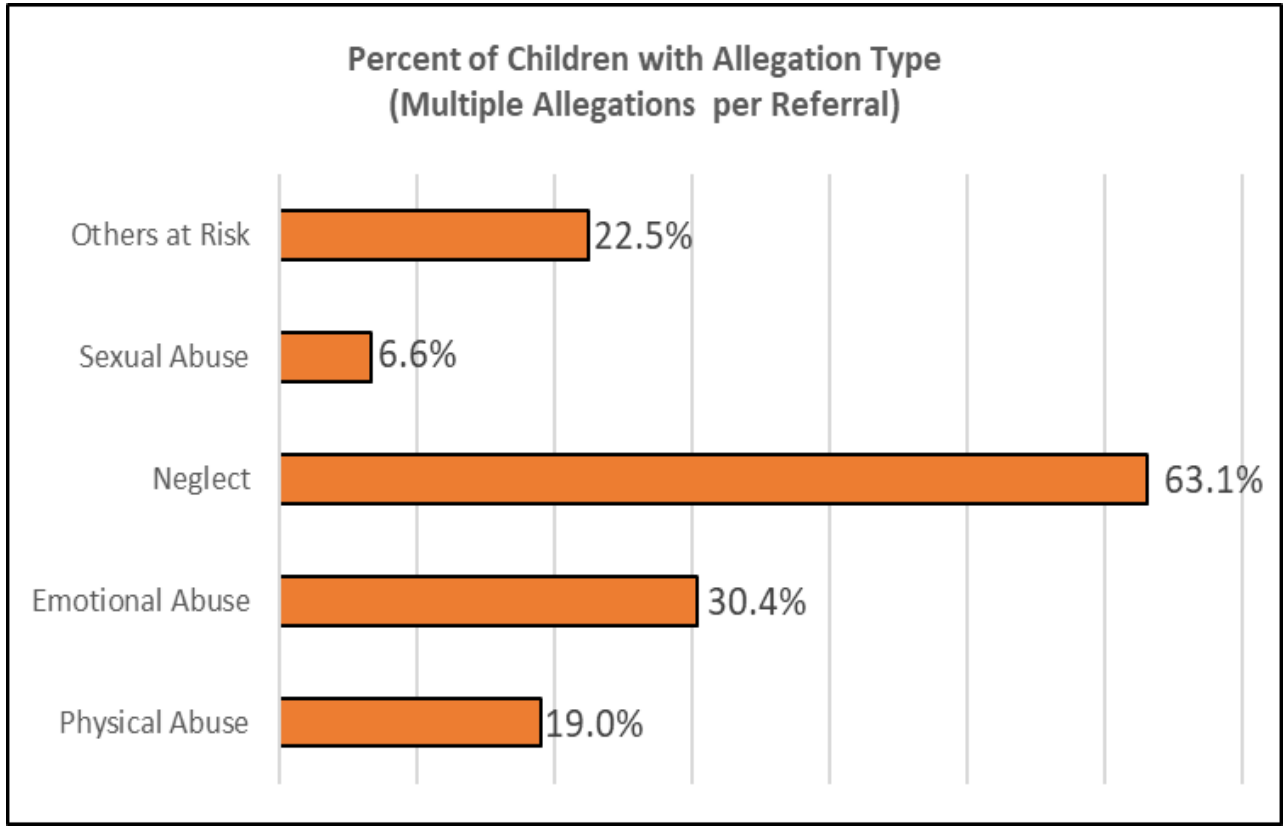

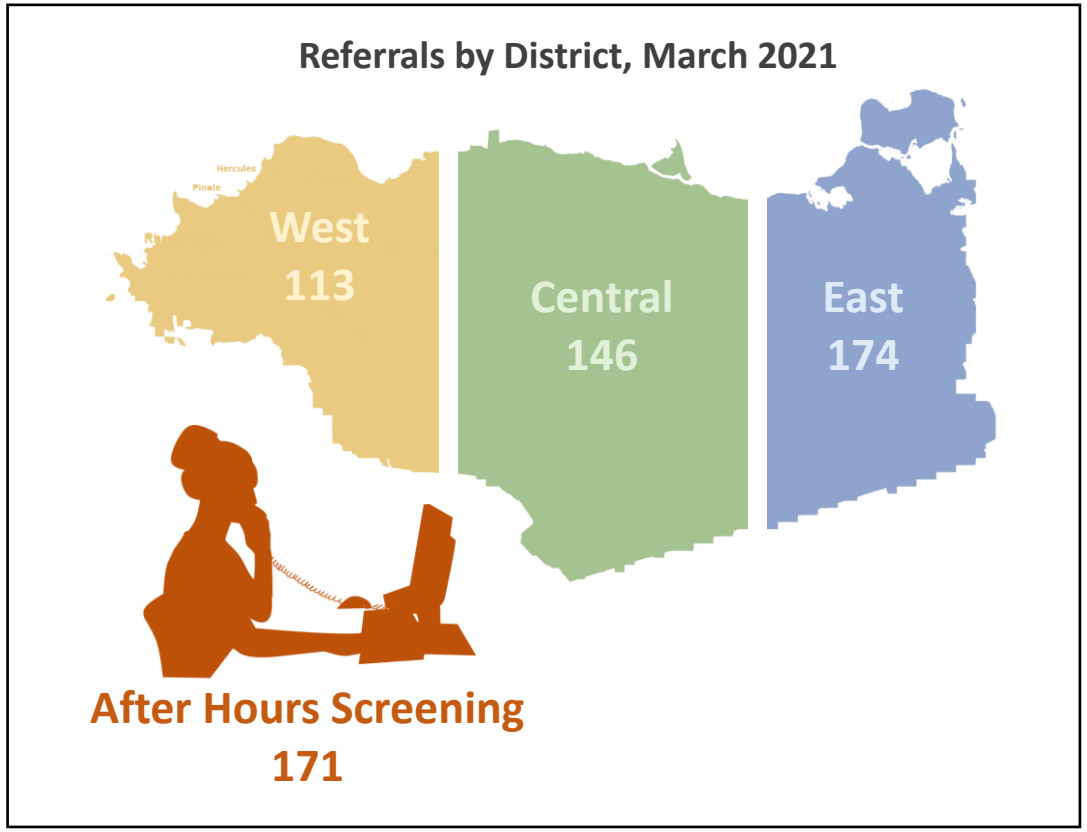

Calls to Hotline – Monthly Averages

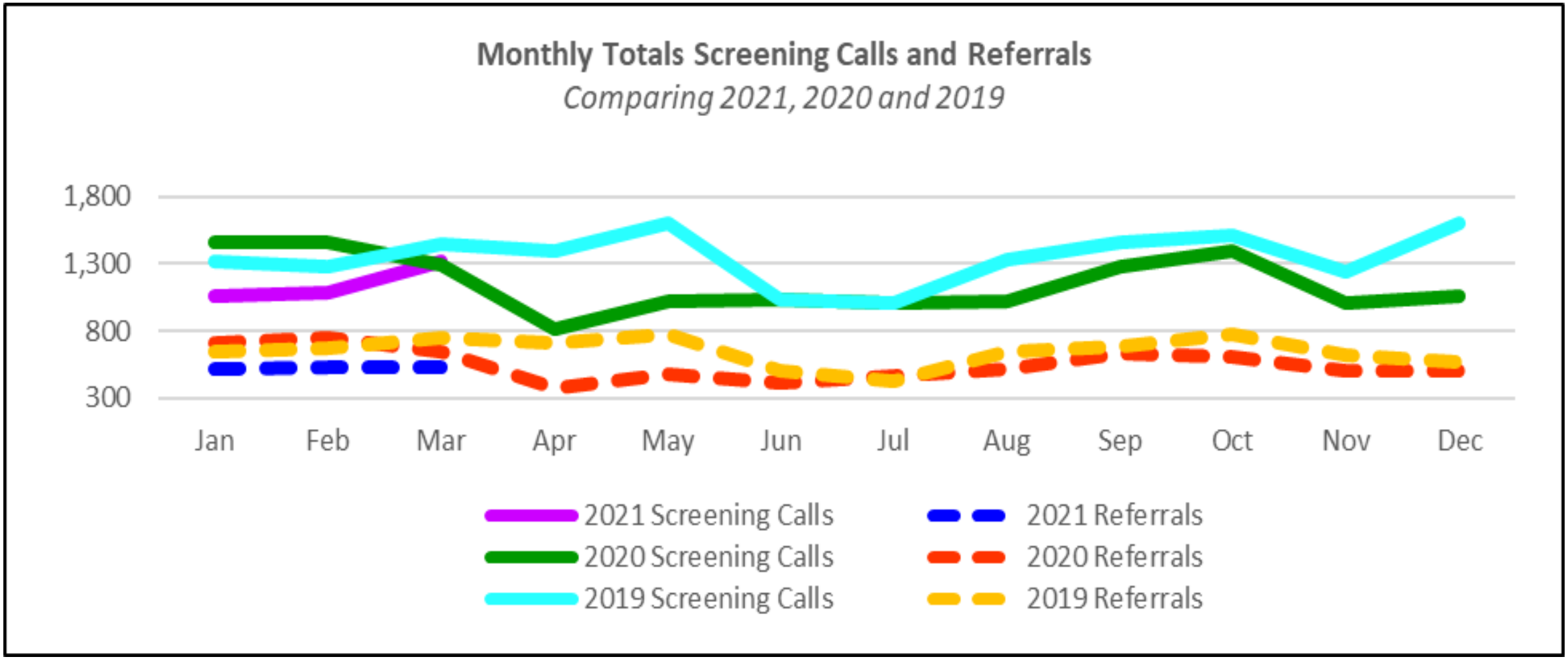

Allegations and Children In Care by Race and Ethnicity

Race and Ethnicity	Allegations 2020 Per 1,000	In Care July 1,2020 Per 1,000
Black	87.7	13.1
White	22.9	2.1
Latino	33.0	2.3
Asian/P.I.	14.3	0.7
Nat Amer	47.1	M

Source: Webster, D., Lee, S., Dawson, W., Magruder, J., Exel, M., Cuccaro-Alamin, S., Putnam-Hornstein, E., Wiegmann, W., Saika, G., Chambers, J., Hammond, I., Ayat, N., Misirli, E., Hoerl, C., Yee, H., Flamson, T., Gonzalez, A., & Briones, E. (2021).*CCWIP reports*. Retrieved May 21, 2021, from University of California at Berkeley California Child Welfare Indicators Project website. URL: https://ccwip.berkeley.edu

Who is the Reporting Party?

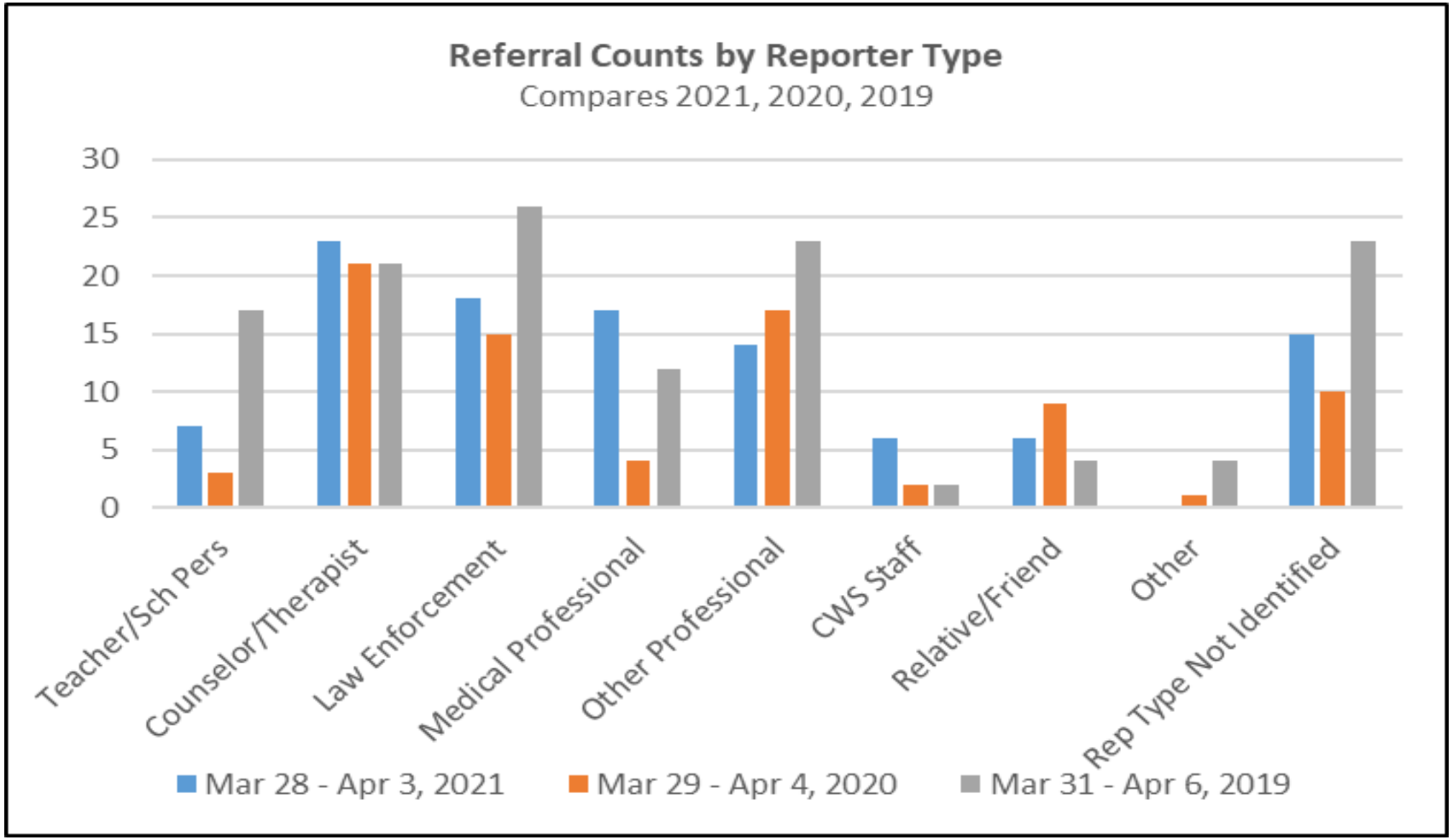

Family Maintenance Services

- Some children are not removed from their parents when they can safely remain in their homes with added supports and services.
- The supports are provided by CFS, Community Based Organizations and the Courts.

Point in Time – May 5, 2021	East	Central	West	Total
Voluntary FM	38	24	2	**64**
Family Maintenance	77	37	74	**188**
Total	115	61	76	**252**

When Children Cannot Remain Safely at Home
Number of Children in Placement and Types of Placement

Congregate Care	54	7.3%
Family Home Relative/ NREFM Care	184	24.8%
Family Home Community Care	361	48.6%
Self Care	144	19.4%
Total in Care	743	100.0%

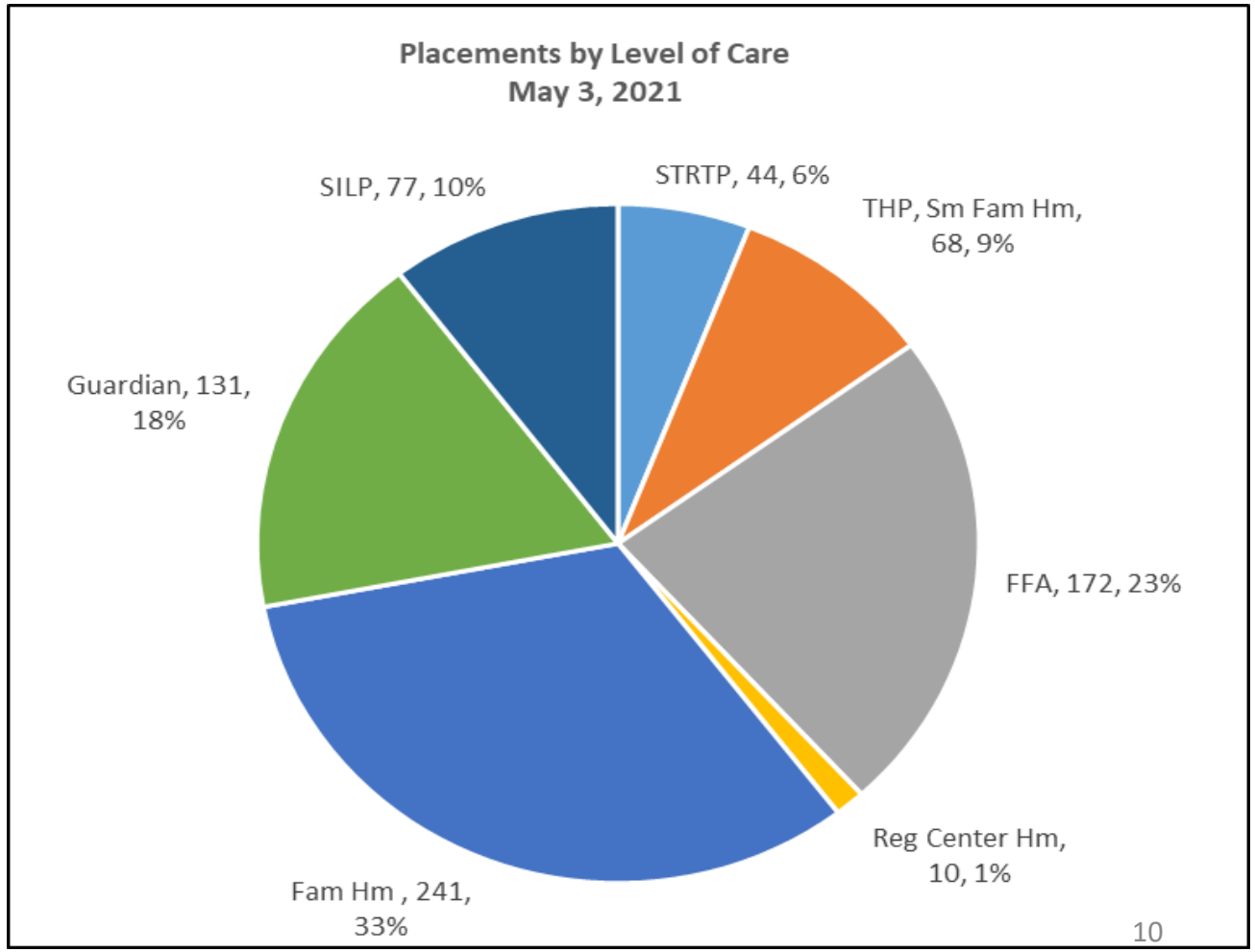

National Data: Poverty and Child Welfare

Family income is the greatest predictor of maltreatment & child welfare entry. Economic hardships increase risk of child welfare involvement, e.g. utility shutoffs, difficulty paying for housing, inadequate housing, food insecurity and material economic stress.

Children in low socioeconomic status families are…

7x more likely to experience neglect

5x more likely to experience abuse

40x more likely to enter child welfare than middle income families

Source: Chapin Hall, University of Chicago. Family and Child Well-being System: Economic & Concrete Supports as a Core Component. April 2021.

National Data: Poverty & Children of Color

73% of children in poverty are children of color

- **1 in 3** Black children
- **1 in 3** Native American children
- **1 in 4** Latino children
- **1 in 11** White children

14% of US children are Black, but are **27%** of children in poverty

- **53%** of Black children are investigated by CPS by age 18
- **23%** are in foster care

Source: Chapin Hall, University of Chicago. Family and Child Well-being System: Economic & Concrete Supports as a Core Component. April 2021.

Emerging Themes and Trends

COVID impacts on children and families: home schooling, job losses and hours reductions, childcare issues for parents

Behavioral Health: more support and services needed for children and parents

Continuum of Care Reform (CCR): placements for children with very high needs are hard to find in County or nearby

Families First Prevention Services Act: New Child Welfare Initiative launches October 2021

Gaps

- Limited funding for **discretionary items** for children in foster care.
- Limited **concrete services for families** needing very basic help to avoid child welfare: housing, livable wages, childcare, substance abuse treatment and mental health supports for children and parents.
- Lack of safe very **high-level respite options** for children who need treatment and can't stay safely in the home.
- Insufficient **number of foster homes** in County willing to take in medically needy children, sibling groups, developmentally delayed children or children with high-level behavioral health needs.
- Lack of **Regional Center placements and services** for developmentally delayed, non-ambulatory and equipment dependent Regional Center children.

Prevention

- A variety and volume of **easily accessible services** for families and children to avoid entering the Child Welfare system.
- **Behavioral Health** placements and services for parent whose children need extra support.
- Services and supports that **ease parents' stress**.
- **Mental health and parenting supports** for parents with mild to moderate mental health needs to avoid involvement with Child Welfare.
- Nationally, when **concrete supports** are offered, there are fewer subsequent neglect reports and **fewer removals** into foster care.



Source: Chapin Hall, University of Chicago. Family and Child Well-being System: Economic & Concrete Supports as a Core Component. April 2021.

Intersections

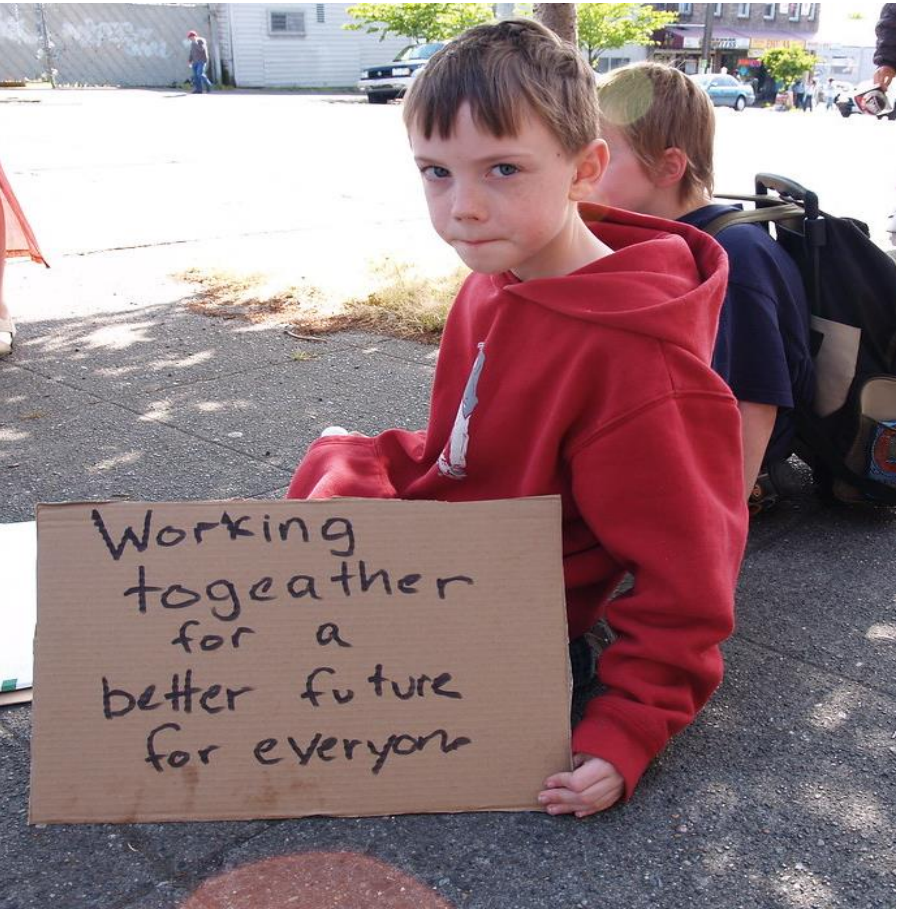

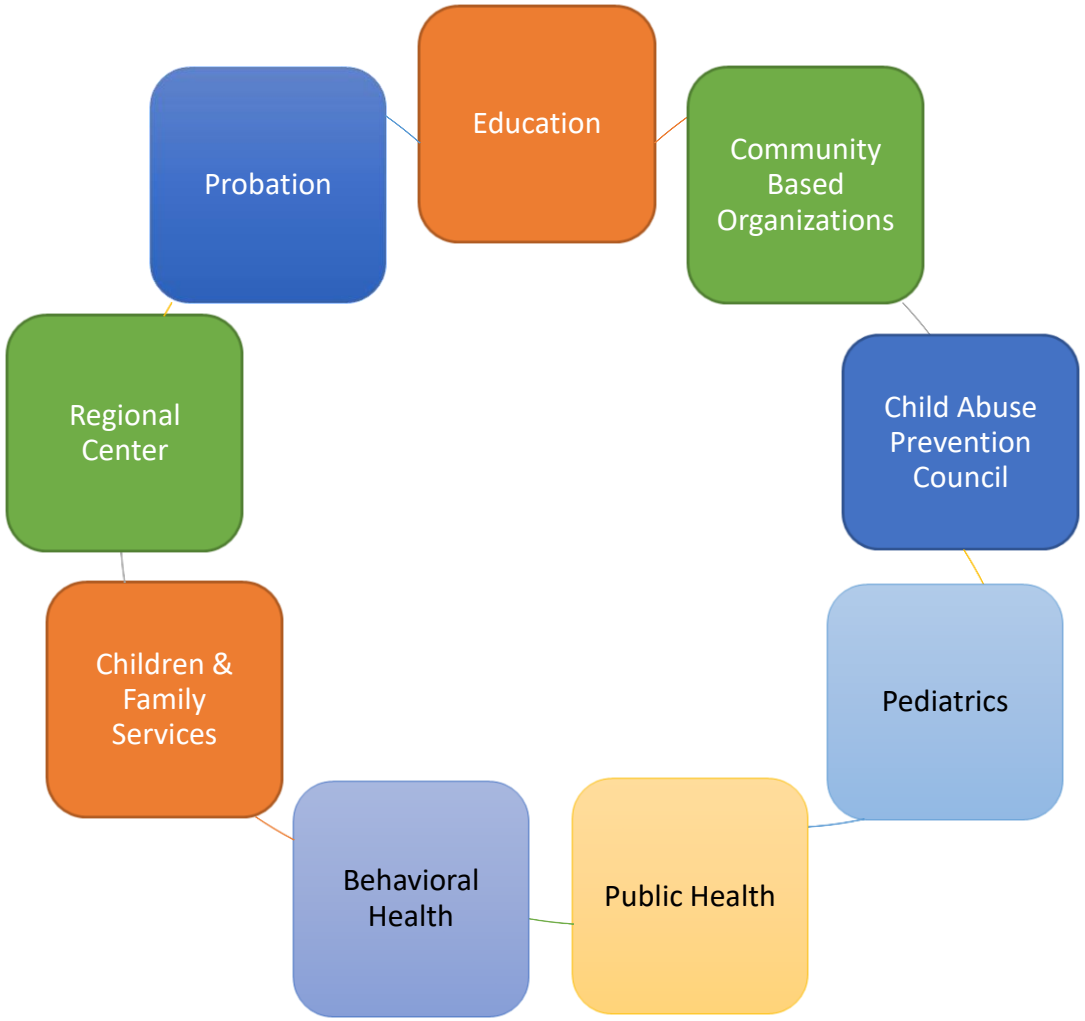

Transformational Bold Ideas

Whole family living resources with case management in the community meeting the entire family's needs outside of Court involvement

A **Family Visitation Center** Home that allows supervised overnight visits for parents/children in a home setting. Allows cooking with children, playing in back yard, bathing, preparing for bedtime, etc.

Respite Programs for children of **all ages** for 24 hours or more if needed

Permanent Housing Subsidies result in 50% reduction in foster care removals.

Access to high-quality **Child Care** with subsidies reduces neglect by 20%.

Minimum Wage – every $1 increase results in 10% fewer neglect reports.*

*Chapin Hall, University of Chicago. Family and Child Well-being System: Economic & Concrete Supports as a Core Component. April 2021.

Success

Children are safe, healthy, and not in foster care

Parents have the supports they need to raise their children and keep them safe and free from abuse and neglect

If children must enter foster care, they get supports and resources to heal and experience a safe, healthy childhood

Children in foster care achieve permanency timely and do not grow up in the child welfare system

The Families First Prevention Services Act (FFPSA) will fund and support prevention efforts, but only for families coming to CFS' attention. Ideally, families could have proper community resources, not escalate risk & not become involved with CFS.

Thank You

Building Brighter Futures Together…

CONTRA COSTA COUNTY

EMPLOYMENT & HUMAN SERVICES