

Measure X: Enhancing Services to Older Adults and Adults with Disabilities



AGING & ADULT SERVICES BUREAU

CONTRA COSTA COUNTY EMPLOYMENT & HUMAN SERVICES DEPARTMENT

REPORT TO MEASURE X COMMUNITY ADVISORY BOARD | MAY 12, 2021

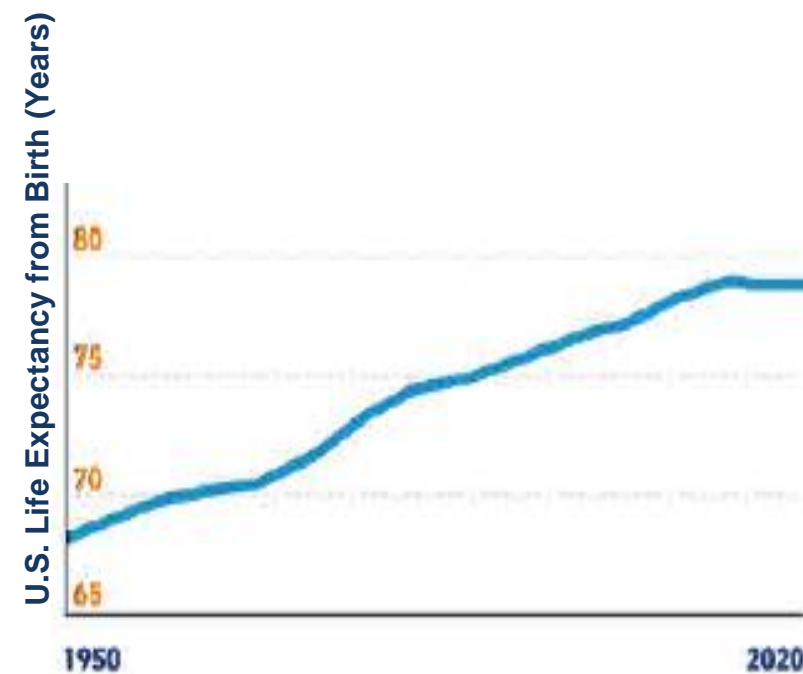


EHSD partners with the community to deliver quality services to ensure access to resources that support, protect, and empower individuals and families to achieve self-sufficiency.



California Demographics on Aging

Californians are living longer than ever before



At 81.9 years, California has the second highest average life expectancy in the nation.



Number of Californians age 60+ by year

By 2030 adults 60 and over will make up 30% of California's population.

2010

6,136,048



2030

10,762,937



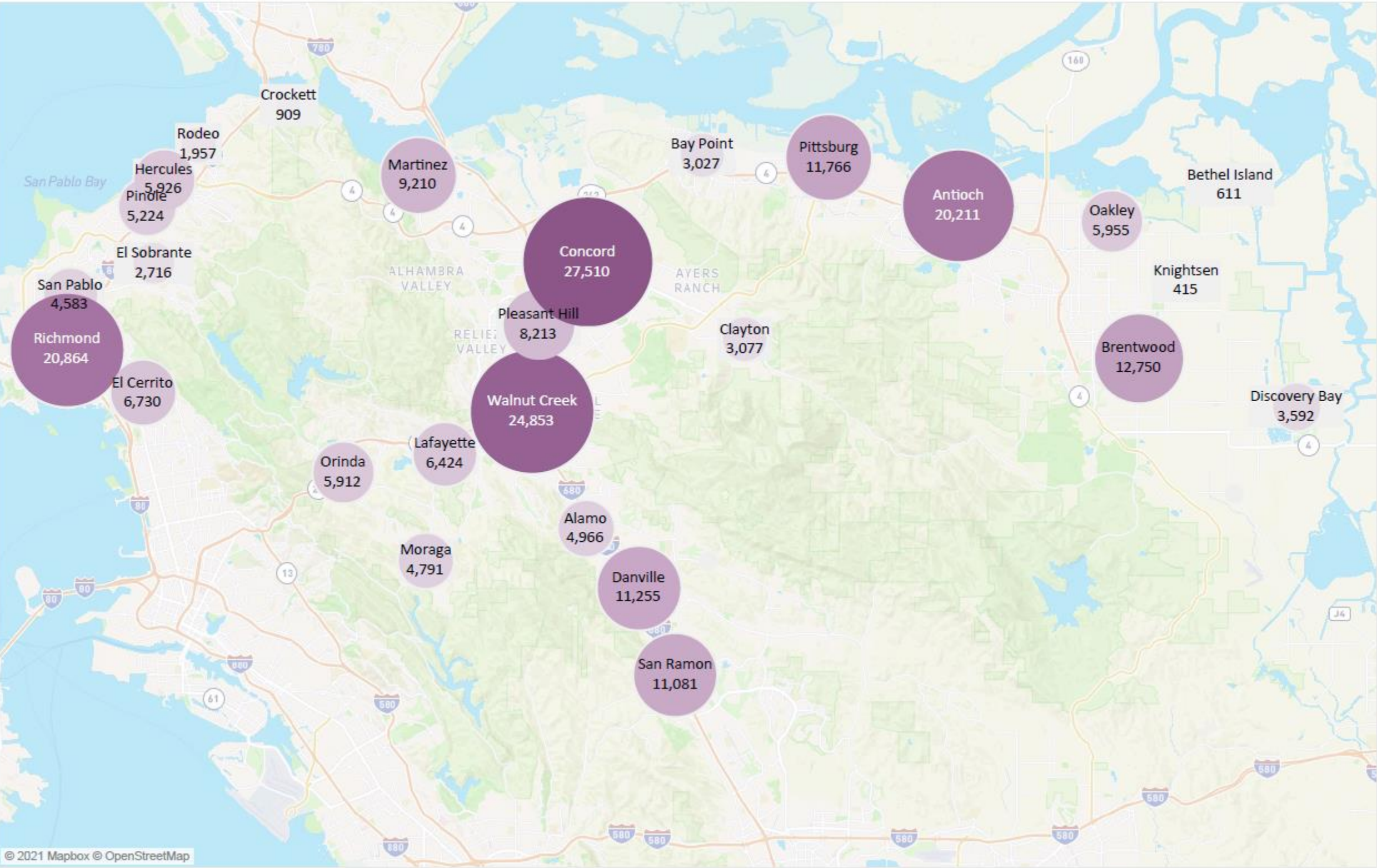
2060

13,640,002



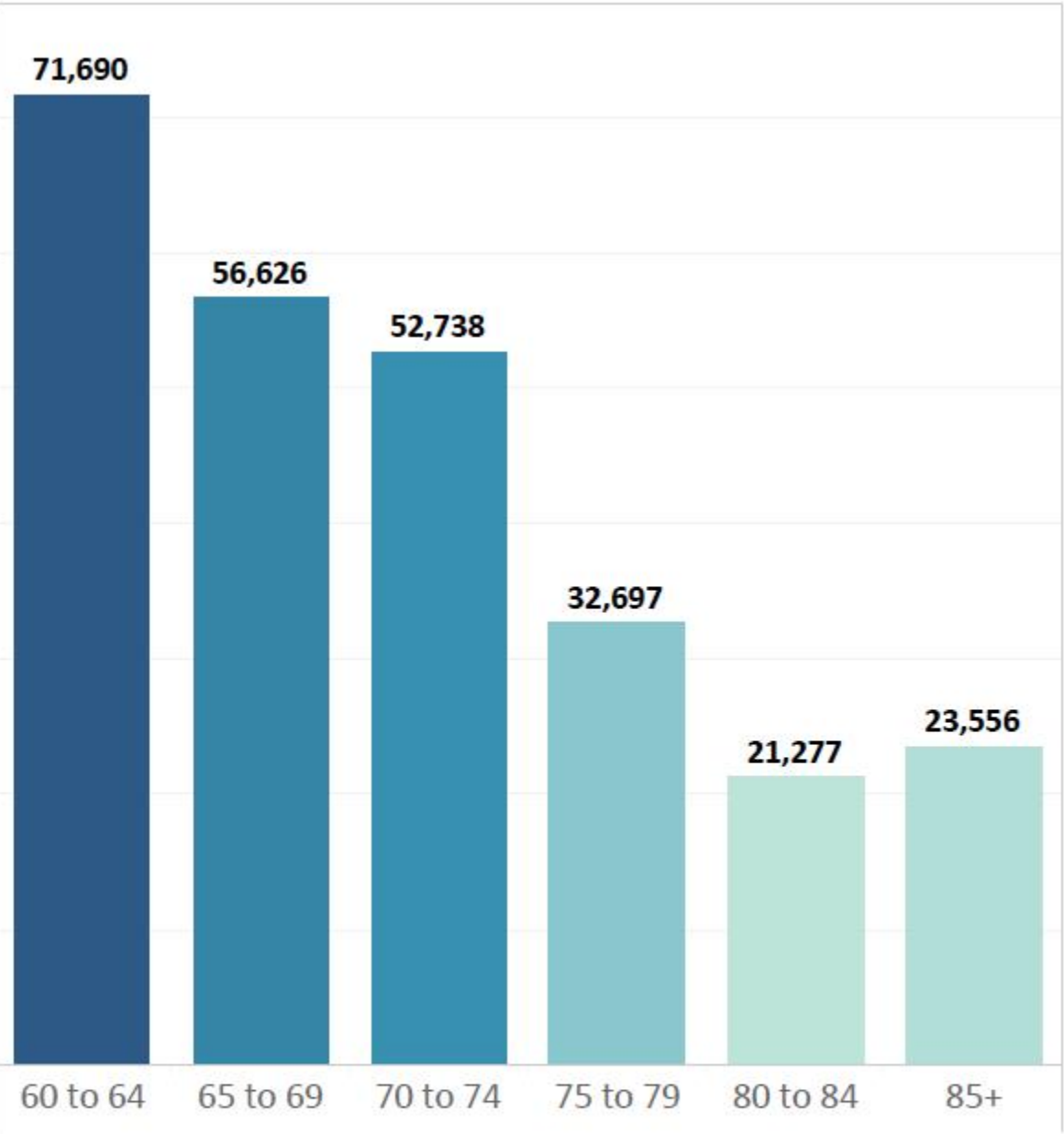
Snapshot of Older Adult Demographics in Contra Costa County

Geographic Location of 60+ in Contra Costa County



Source for Contra Costa population data is the US Census 2019 ACS 5-Year Estimates.

Age Group Distribution

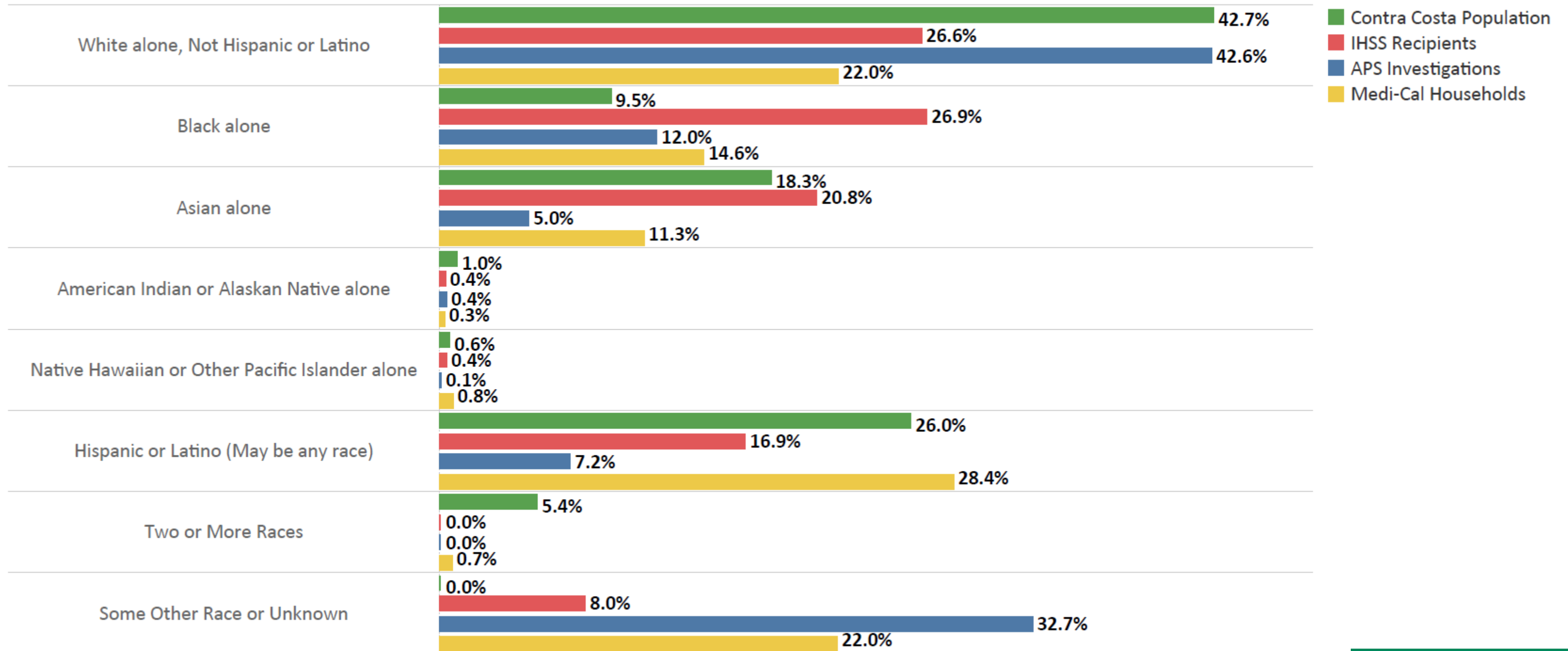


Longevity

Number of Contra Costa 60+ in 2017	231,404
Number of Contra Costa 60+ in 2033 (Projected)	262,657

Client Demographics

Race / Ethnicity of IHSS Recipients, APS Investigations, and Medi-Cal Households vs. Contra Costa County Population



4,079 Adult Protective Services investigations in Contra Costa County between 07/12/2020 to 04/30/2021, 12,095 active IHSS recipients in Contra Costa County as of 03/2021, and 132,956 active Medi-Cal households as of 08/20/2020. *Note: 365 IHSS recipients in the "Asian or Pacific Islander" category are grouped together with "Asian alone".* Source for Contra Costa IHSS data is the CDSS IHSS Data Dashboard. Source for Contra Costa APS data is the Safe Measures database. Source for Contra Costa Medi-Cal data is CalWIN. Source for Contra Costa population data is the US Census 2019 ACS 1-Year Estimates.



34,006

Individuals served through
Area Agency on Aging (AAA)



708,745

Meals served through Senior
Nutrition Program



6,139

Individuals reached through
HICAP (Health Insurance
Counseling & Advocacy Program)



18,800

Information & Assistance
calls received



4,921

APS reports of abuse
last year



808

Active APS cases as of
March 2021



12,095

Active IHSS recipients as of
March 2021



1,666

Whole Person Care patients
served last year



485

Number of active General Assistance /
SSI Advocacy cases as of March 2021

Emerging Themes & Trends



- Growing older adult population in County and across the state has impacts across all domains and presents a social service and health imperative.
- Older adults and adults with disabilities are particularly at risk of abuse and exploitation.
- The Master Plan on Aging offers a unique opportunity to formulate policy and programs that will have an impact for decades.

Gaps

- Limited discretionary funding for older adult services creates gaps in basic services like case management and assisted transportation.
- Funding silos create barriers for services. Lessons learned from Whole Person Care, Home Safe, and Housing & Disability Advocacy Program can enhance & expand Aging safety net services.
- Isolation and ageism has profoundly negative impacts on older adults.



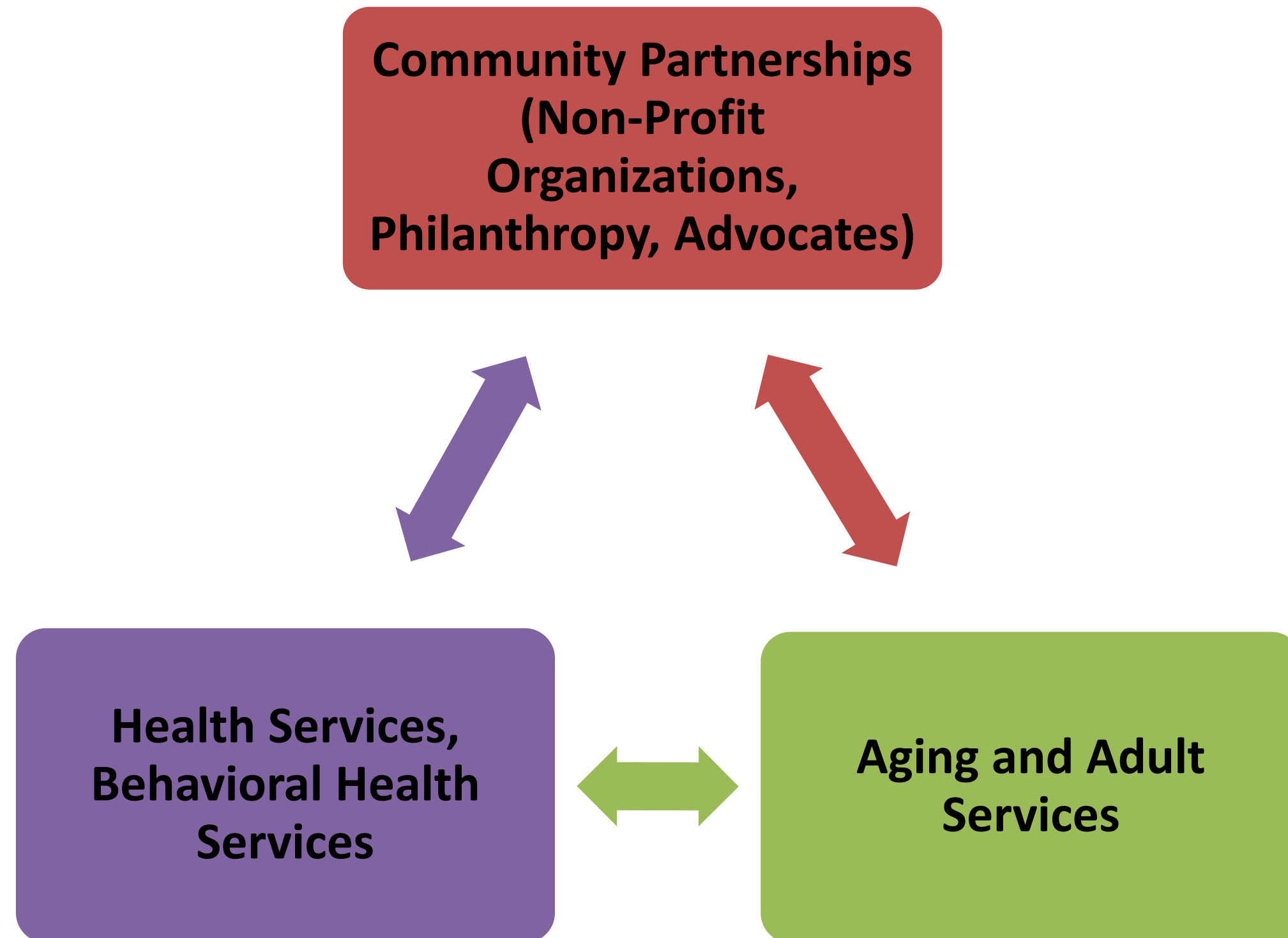
Prevention



- Adopting an inclusive, age friendly approach to programming/services.
- Expanding home and community based care.
- Strengthening supports for housing for older adults and adults with disabilities.

Intersections

Strengthening the Safety Net for Seniors, Older Adults and Adults with Disabilities



Bold Transformational Ideas



The Master Plan on Aging: In partnership with CBO's, local leaders, and advocates, AAS must embrace and shepherd a county wide adoption of Healthy Aging.



Protection from Abuse and Neglect: Increase tangible services funding to assist victims of neglect or abuse and improve coordination with medical and behavioral health services.



Move forward with the formation of an **Aging Disability Resource Connection**, which provides streamlined connections for older adults and adults with disabilities.



Pilot a flexible fund for Aging Services in order to meet emerging needs, like Case Management and Transportation/Assisted Transportation.

Profiles of Success

- Older adults and people with disabilities know where to call and are offered a seamless connection to information & services.
- Victims of abuse and neglect are offered both immediate assistance and community support.
- Our partner CBO's can respond quickly to emerging needs.



Thank You



Building Brighter Futures Together...

