

# Bay Area Equity Atlas

## Advancing Equitable Recovery in Contra Costa County

**April 28, 2021**

to the Measure X Community Advisory Board

by Jamila Henderson, Senior Associate, PolicyLink

## OVERVIEW

# An equitable recovery requires bold, targeted solutions

- The Covid recession is extremely unequal: Contra Costa's low-wage workers and communities of color have been the hardest hit and face major obstacles to recovery.
- For an equitable recovery, we must:
  - Protect and stabilize vulnerable households and workers;
  - Connect low-wage workers with economic opportunities;
  - "Build back better" through equitable investments in a stronger, fairer, more sustainable economy.

## HEALTH IMPACT

# The county's communities of color have suffered disproportionately from Covid-19

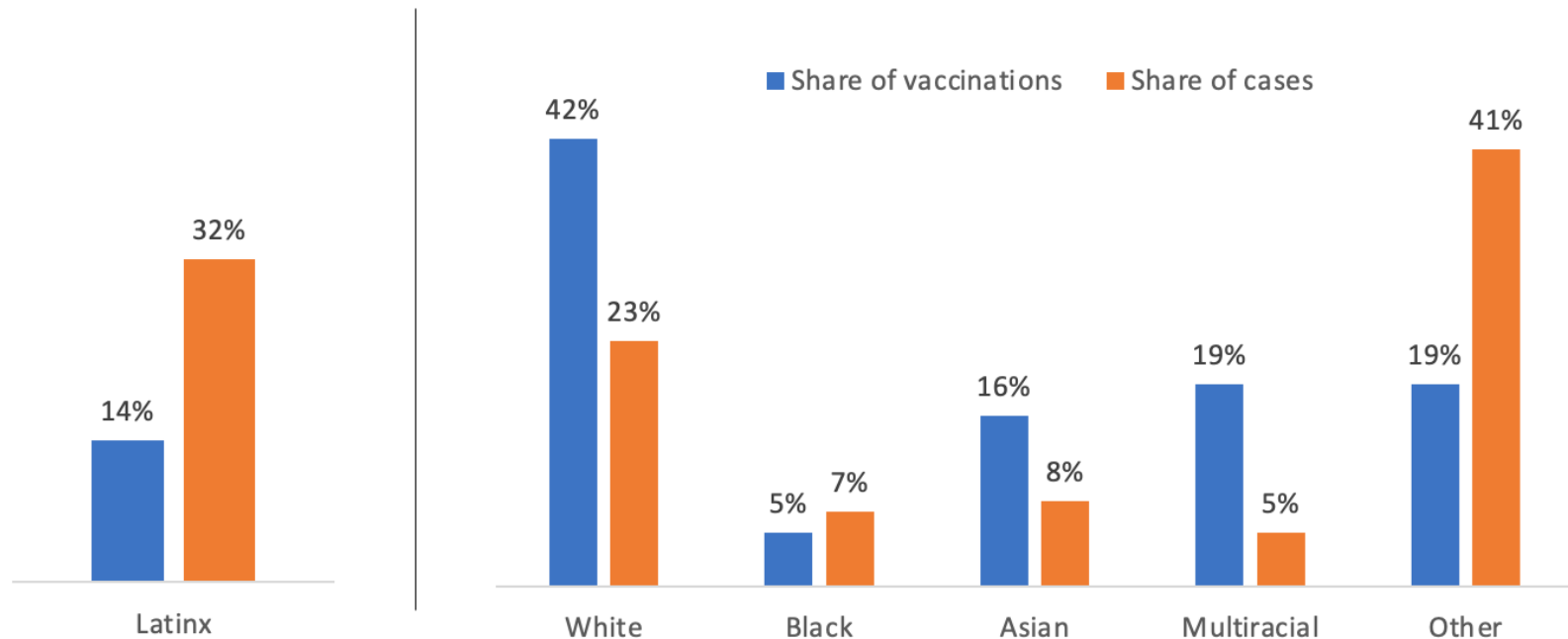
**Covid-19 cases and deaths relative to the White population: Contra Costa County, December 2020**

	African-American	Latino	Asian
Cases	2.5x	6.0x	1.4x
Deaths	1.3x	1.7x	0.9x

Source: Contra Costa County COVID-19 Coordinating Body: December 19, 2020 Equity Presentation Summary

## HEALTH IMPACT

# Vaccine distribution raises racial equity concerns



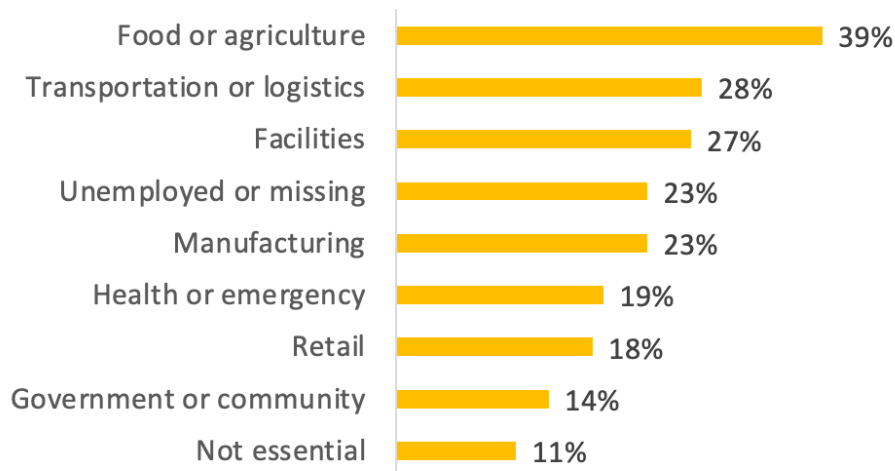
Source: Bay Area Equity Atlas analysis of data from the Contra Costa County Public Health Department.

## HEALTH IMPACT

# People of color & immigrants are disproportionately essential workers and more exposed to Covid risk

- Essential workers have experienced more deaths from Covid-19
- In Contra Costa county, workers of color, Latinxs, and immigrants are concentrated in essential jobs
- The county's Latinx and immigrant workers disproportionately work in food, agriculture, and facilities

### Excess mortality among working-age adults: California, Mar - Oct 2020



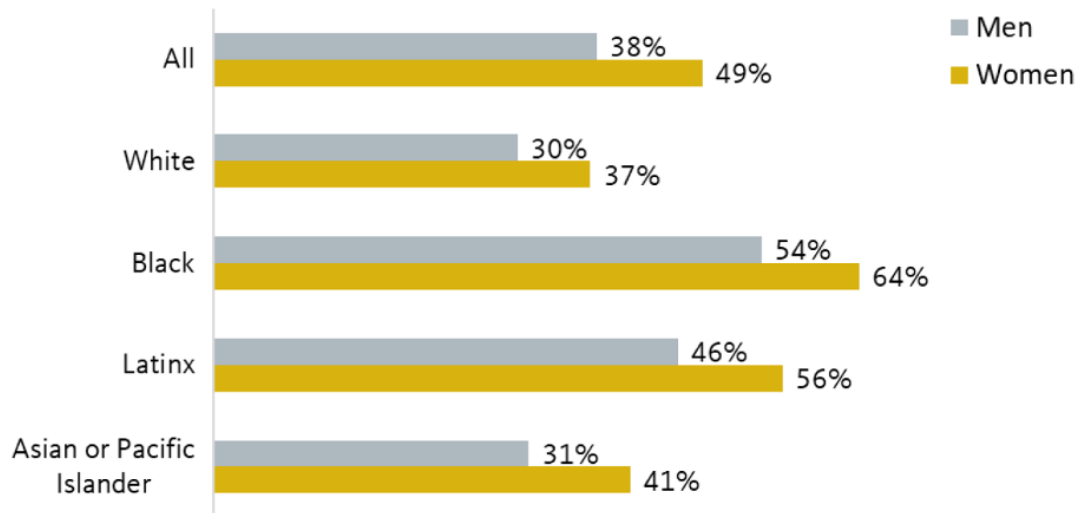
Sources: Yea-Hung Chen et al., Excess mortality associated with the COVID-19 pandemic among Californians 18-65 years of age by occupational sector and occupation: March through October 2020, and Bay Area Equity Atlas Profile of Frontline Workers in the Bay Area.

## BASELINE OF INSECURITY

# Renters of color were already facing a housing crisis

- The majority of the county's Black, Latinx, and immigrant residents rent
- Most Black and Latinx renters, especially women, were already economically insecure and rent-burdened before the pandemic

**Share of renter households that have low incomes and are rent-burdened: Contra Costa County, 2018**



Source: Bay Area Equity Atlas of 2018 5-Year data from the American Community Survey. Low-income is below 350 percent of the Federal Poverty Line (about \$87,000 for a family of four or \$44,000 for one person). Rent-burdened is paying more than 30% of income on rent and utilities.

## ECONOMIC IMPACT

# Low-wage, Black, Latinx, women workers hardest hit by job and income losses

- 13,800 workers left the county's labor force in 2020
- 248,352 workers filed for unemployment March - December
- Low-wage workers have disproportionately lost their jobs
- Latinx & Black workers face higher unemployment

**Percent change in employment by worker wage Level: Contra Costa County, Jan - Nov. 2020**



Sources: Bay Area Equity Atlas analysis of employment data from the CA Employment Development Department and data on employment change by worker wages from Opportunity Insights' Economic Tracker

## HOUSING IMPACT

# Job and income loss during the pandemic is driving eviction risk and rent debt

**11,200**

Contra Costa county  
households behind on rent  
in late March

**\$58.8m**

Estimated rent debt in the  
county, approximately  
\$5,233 per behind  
household

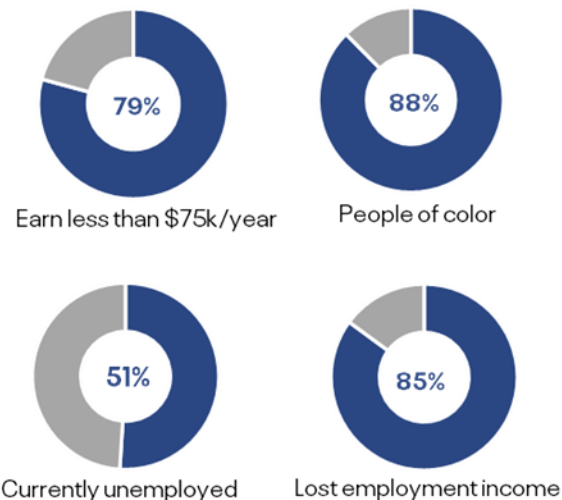
Sources: Bay Area Equity Atlas analysis of Census Household Pulse Survey (Table: Last month's payment status for renters) and American Community Survey data on rent by household income



# Low-wage workers and families of color face mounting debt

- The vast majority of renters behind on rent are low-income, Covid-impacted, and renters of color
- Most low-income renters are current on rent, but many are relying on credit cards and borrowing from family and friends to meet household needs

### Characteristics of renters with rent debt: 5-County Bay Area, Feb 2021 – Mar 2021



Source: Census Household Pulse Survey data last month's rent payment for the San Francisco-Oakland-Berkeley, CA Metro Area. The data reflects average responses across three surveys to improve accuracy.

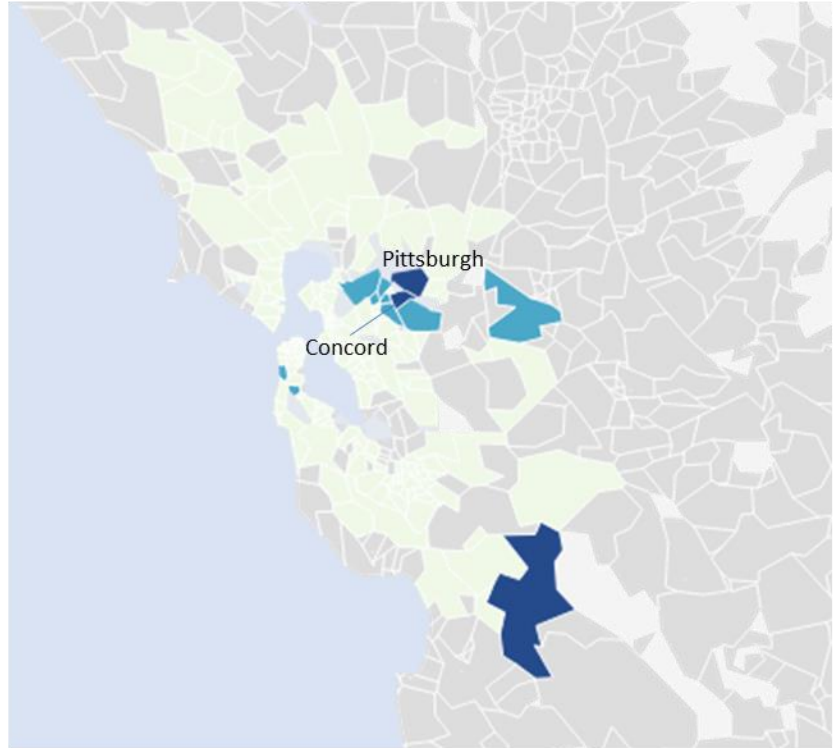
## ECONOMIC IMPACT

# Rent debt is not the only debt

- Contra Costa has the most water debt among Bay Area counties
- 30,600 Contra Costa county households have water debt of \$5.8 million+
- 600+ households with over \$1,000 in water debt

Households with water debt, by zip code

<1,600   1,600 - 3,200   3,200 - 10,158

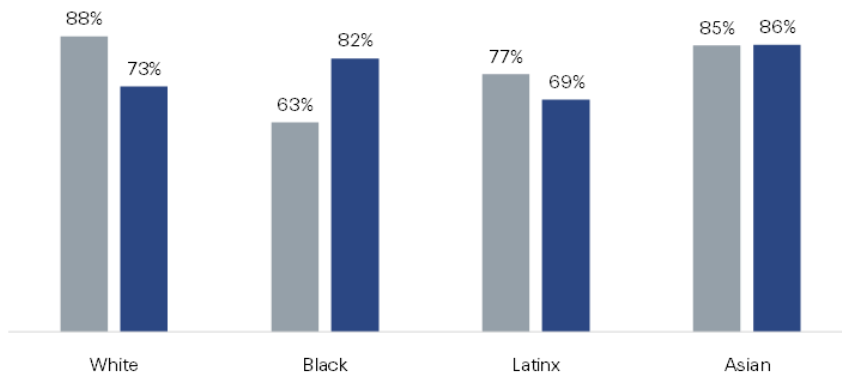


## EDUCATION IMPACT

# Consistent access to online education is uneven due to the persistent digital divide

- Only 7 in 10 Latinx students always have Internet access

**Share of households with school children that always have Internet available at home by race/ethnicity: 5-County Bay Area, Nov 2020 - Jan 2021 and Feb 2021 - Mar 2021**



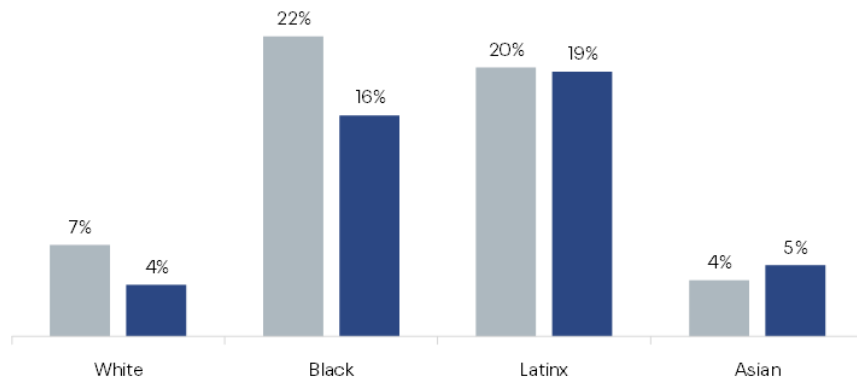
Source: Census Household Pulse Survey data (Table 3) on internet availability ("always available") in households with children in public or private school for the San Francisco-Oakland-Berkeley, CA Metro Area. The data reflects average responses across three surveys to improve accuracy. The mixed/other racial and ethnic category has been excluded due to small sample size.

## HEALTHIMPACT

# Black, Latinx, and mixed race residents are disproportionately experiencing food insecurity

- Black and Latinx adults are most likely to be food insecure
- Households with children experience greater food insecurity

**Share of adults who sometimes or often did not have enough to eat in the past week: 5-County Bay Area, Nov 2020 - Jan 2021 and Feb 2021 - Mar 2021**



Source: Census Household Pulse Survey data food sufficiency for households in the last 7 days for the San Francisco-Oakland-Berkeley, CA Metro Area. The data reflects average responses across three surveys to improve accuracy. The mixed/other racial and ethnic category has been excluded due to small sample size.

# Bay Area Equity Atlas

## Thank you!

Explore more data about our region on the Bay Area Equity Atlas at:  
<http://bayareaequityatlas.org>

**Questions?** Contact us at: [jamila@policylink.org](mailto:jamila@policylink.org)