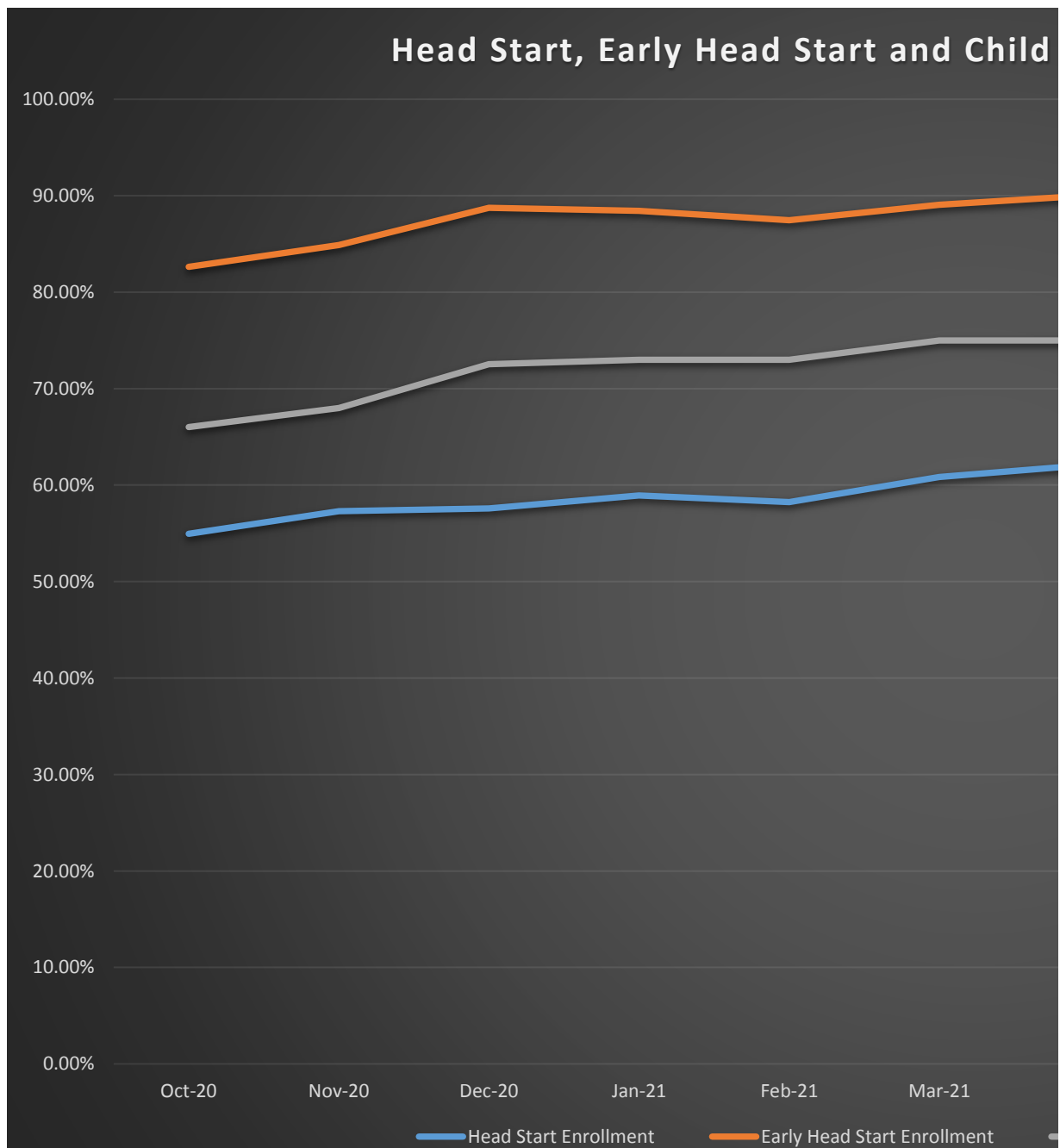
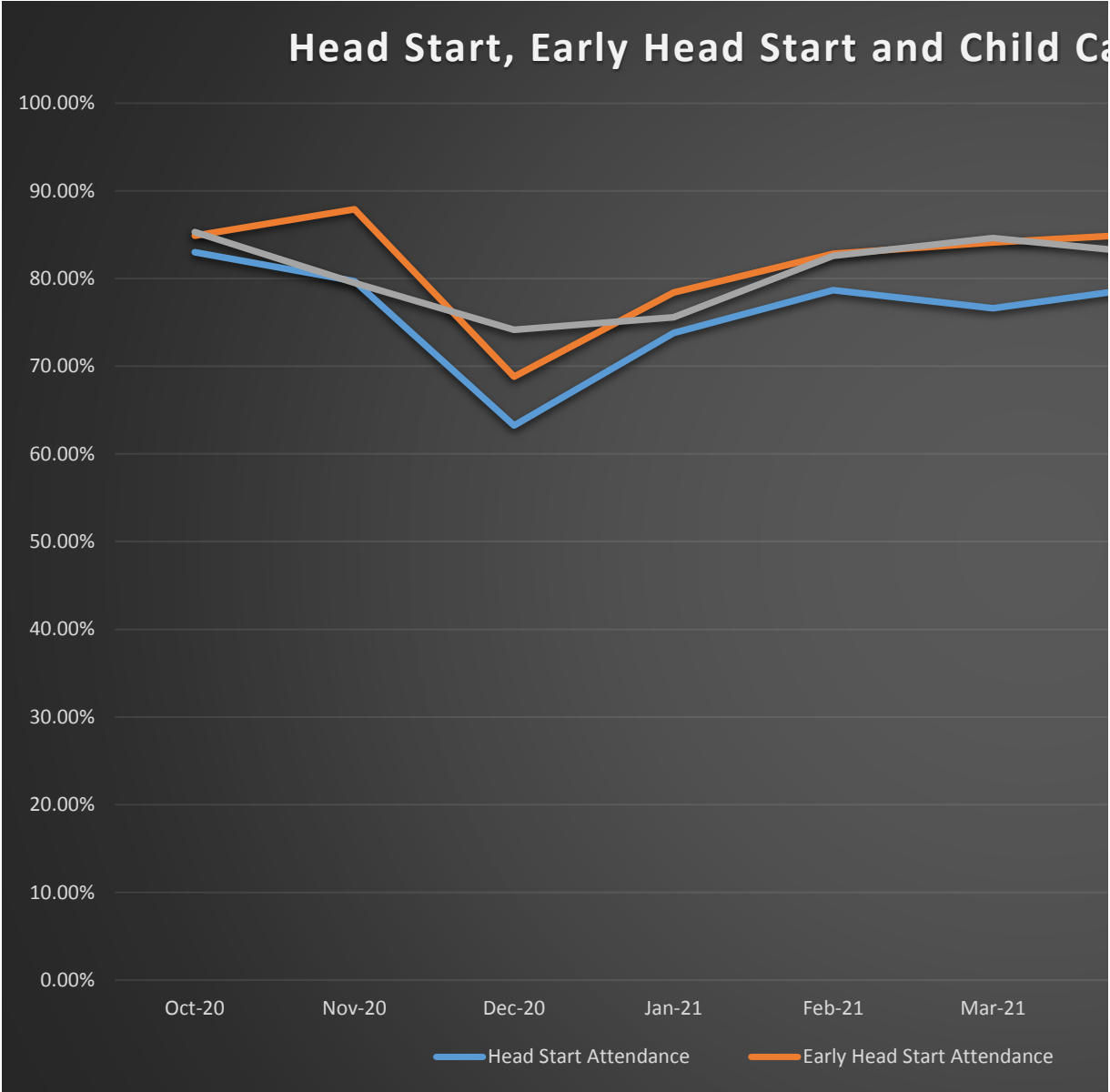


	Oct-20	Nov-20	Dec-20	Jan-21
Head Start Enrollment	54.94%	57.29%	57.59%	58.92%
Early Head Start Enrollment	82.64%	84.89%	88.74%	88.42%
Early Head Start - Child Care Partnership Enrollment	66.03%	68.00%	72.53%	73.00%
Head Start Attendance	83.00%	79.70%	63.24%	73.80%
Early Head Start Attendance	84.87%	87.90%	68.80%	78.40%
Early Head Start - Child Care Partnership Attendance	85.30%	79.50%	74.15%	75.60%

Note: The program experiences lower enrollment rates during July and August as the part-day programs are r

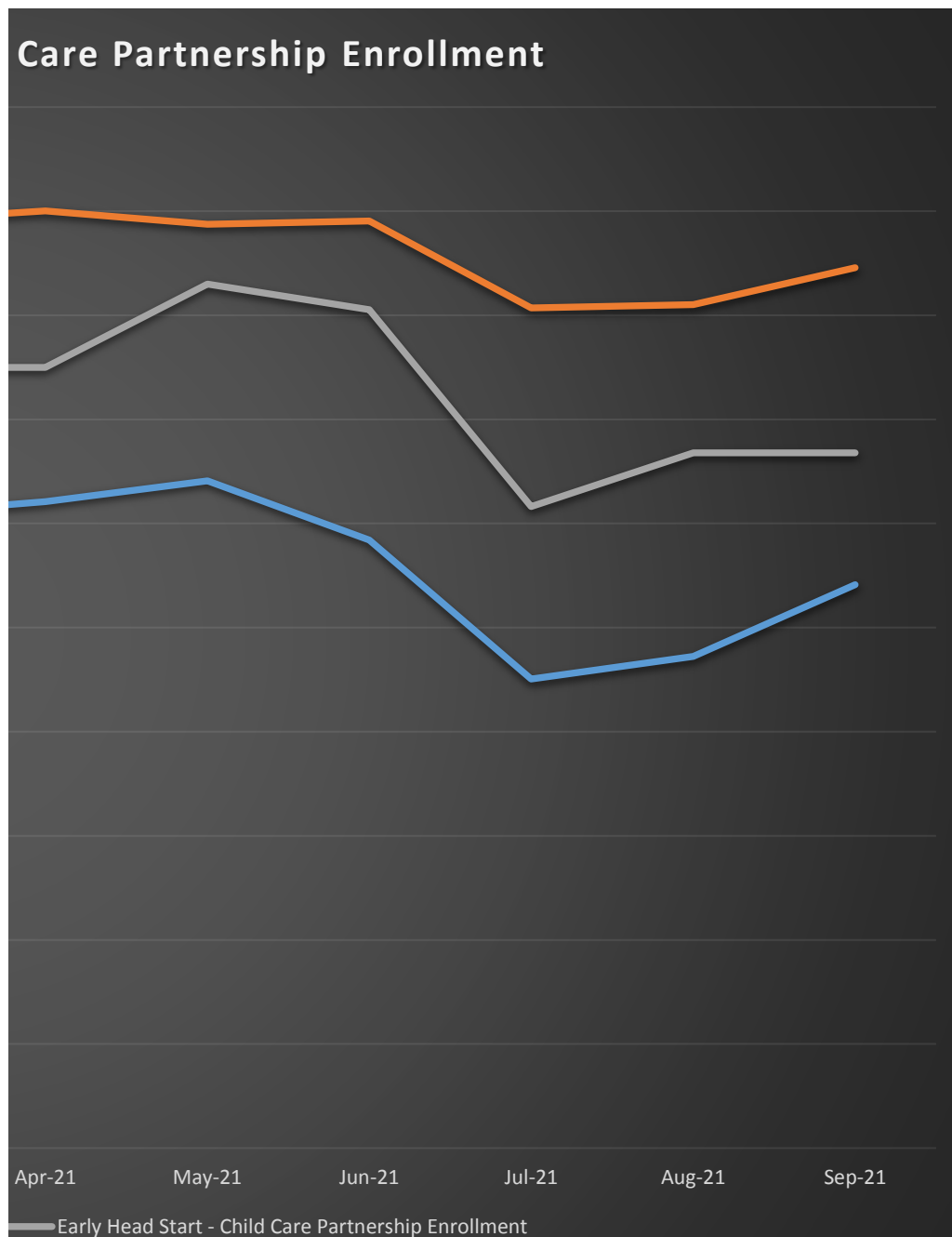
The below graphs depicts the above data.



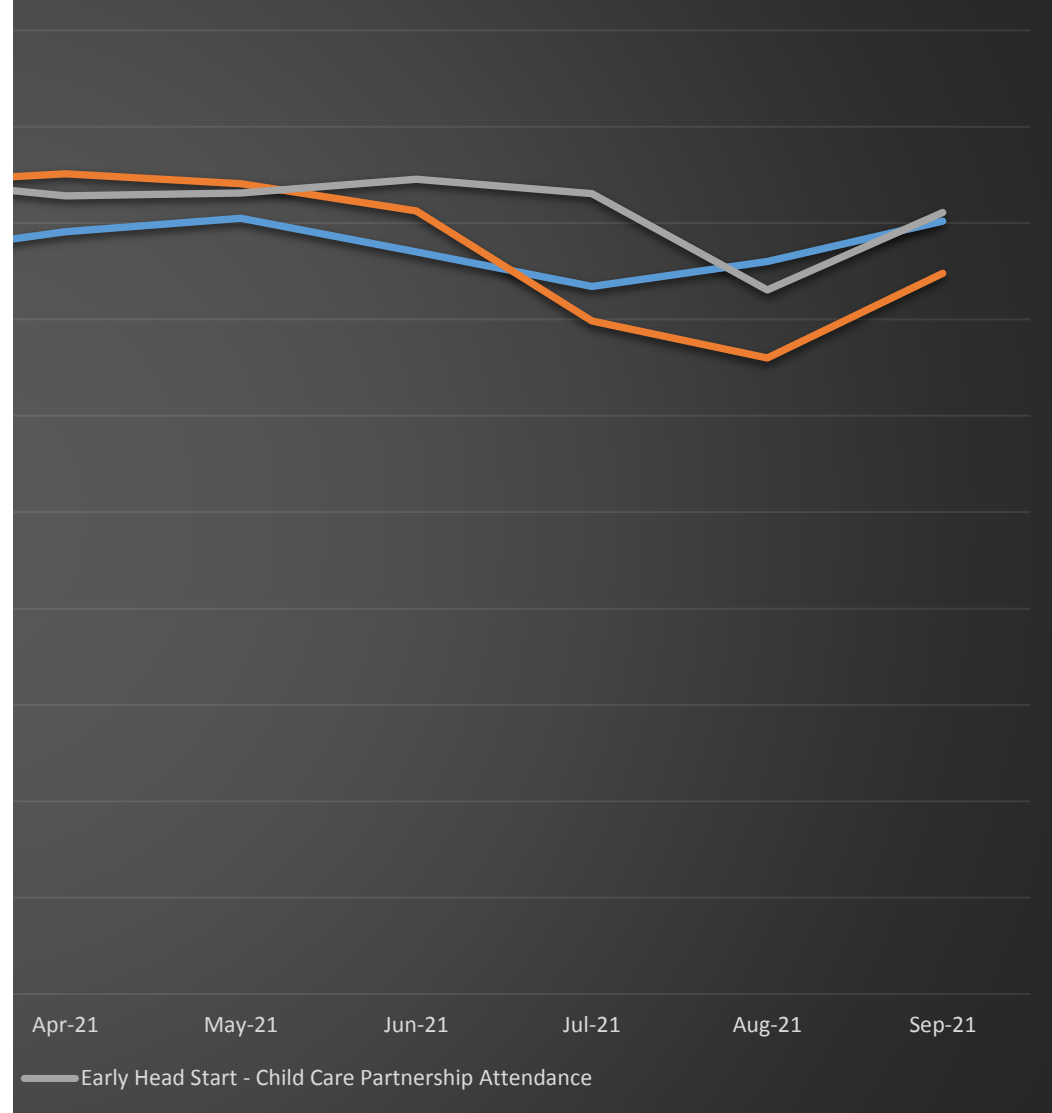


Feb-21	Mar-21	Apr-21	May-21	Jun-21	Jul-21	Aug-21	Sep-21
58.25%	60.85%	62.10%	64.10%	58.40%	45.06%	47.23%	54.11%
87.46%	89.07%	90.03%	88.75%	89.07%	80.71%	81.03%	84.57%
73.00%	75.00%	75.00%	83.00%	80.53%	61.63%	66.79%	66.79%
78.68%	76.61%	79.09%	80.49%	77.00%	73.43%	76.00%	80.20%
82.81%	84.12%	85.13%	84.09%	81.26%	69.83%	66.00%	74.78%
82.60%	84.63%	82.82%	83.12%	84.55%	83.05%	73.06%	81.09%

not in session during these months.

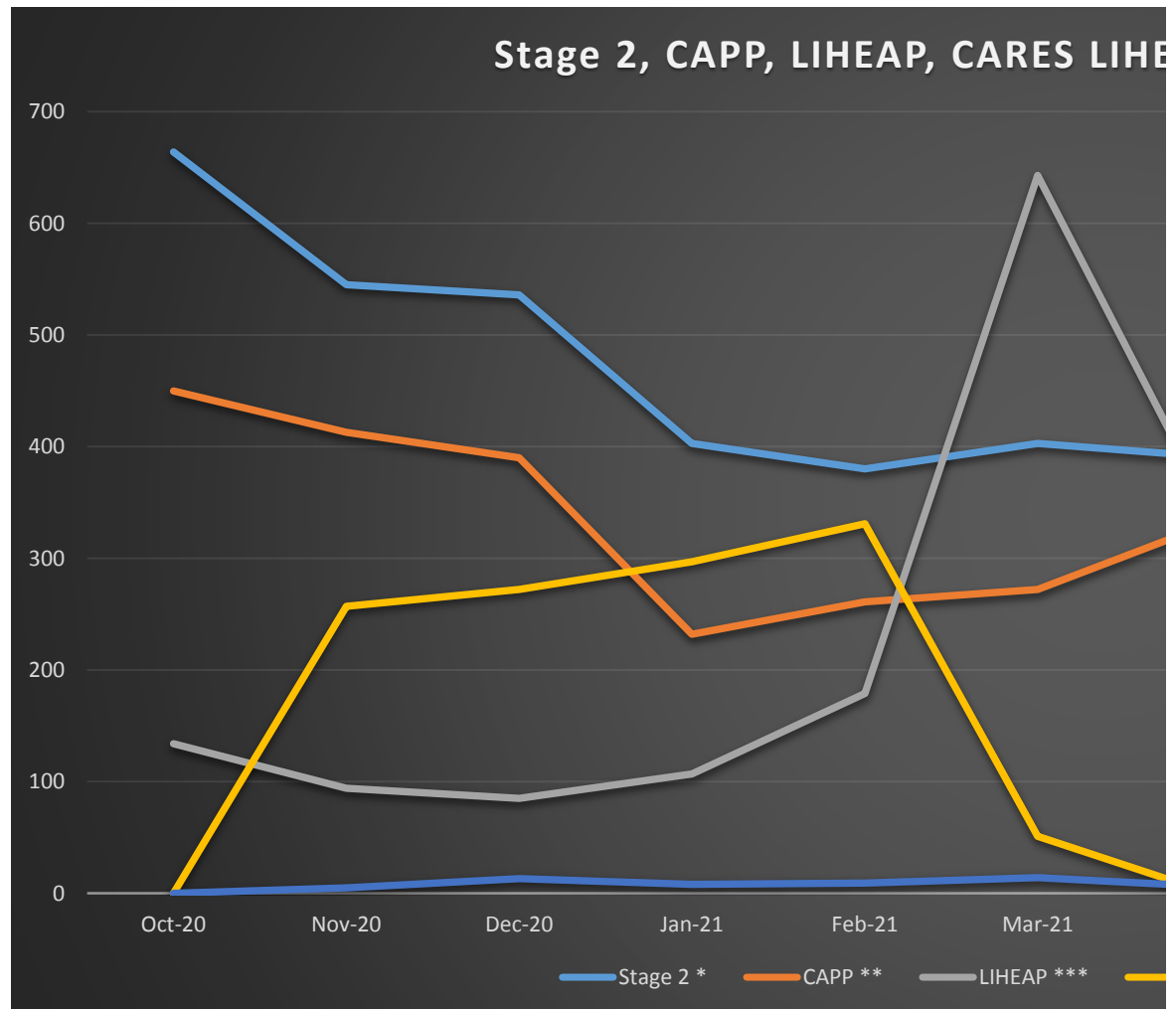


are Partnership Attendance



	Oct-20	Nov-20	Dec-20	Jan-21
Stage 2 *	664	545	536	403
CAPP **	450	413	390	232
LIHEAP ***	134	94	85	107
CARES LIHEAP ***	0	257	272	297
Weatherization ***	0	5	13	8

The below graph depicts the above data.



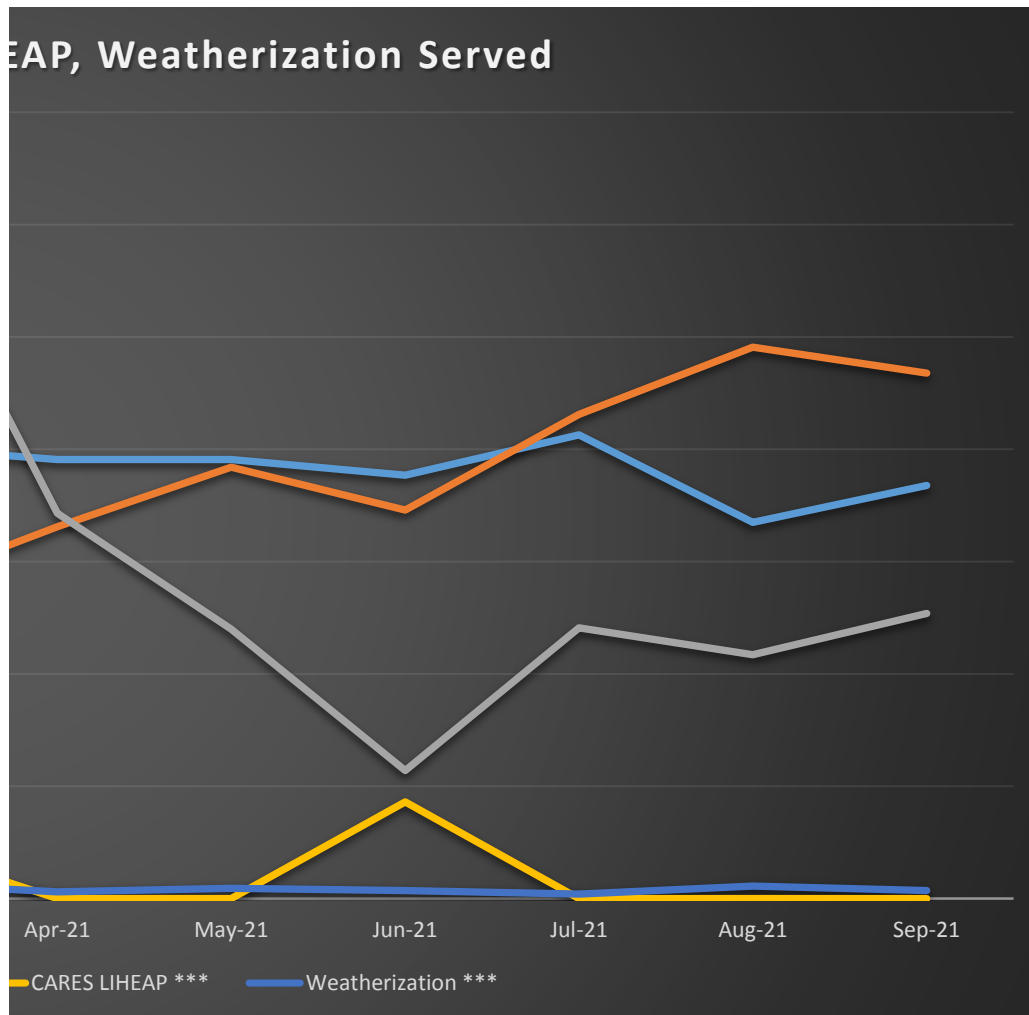
Notes:

*Stage 2 has seen a decline in numbers in the last year, as numbers of incoming transfers from Stage 1 were higher. However, from September to October, we are seeing an increase in incoming transfers.

** CAPP is steadily increasing as we are enrolling for temporary emergency child care for the at-risk population: Protective Services, or at risk of abuse, neglect or exploitation, participating in the emergency child care violence, or has disabilities or special health care needs whose Individualized Education Program or Individualized Family Service Plan cannot exceed \$1 million.

*** LIHEAP fluctuates depending on how many contracts our agency has open. CSB received the CARES
This contract was in addition to the LIHEAP contract our agency received. For Weatherization, the amou
Contract, no weatherization was done as the need for services was higher for energy bill assistance.

Feb-21	Mar-21	Apr-21	May-21	Jun-21	Jul-21	Aug-21	Sep-21
380	403	391	391	377	413	335	368
261	272	331	384	346	431	491	468
179	643	343	240	114	241	217	254
331	51	0	0	86	0	0	0
9	14	6	9	7	4	11	7



to Stage 2 were lower and the numbers of outgoing transfers from Stage 2 to Stage 3

ulation and essential workers. The at-risk population is defined as a child receiving Child
 bridge program for foster children, experiencing homelessness, a survivor of domestic
 visualized Family Services Plan includes early learning child services. The family's asset for

LIHEAP Contract last year to support with clients that were impacted due to COVID-19.
Number of clients served through the past 12 months are steady. For the CARES LIHEAP