

Local Revenue Measure Results November 2020

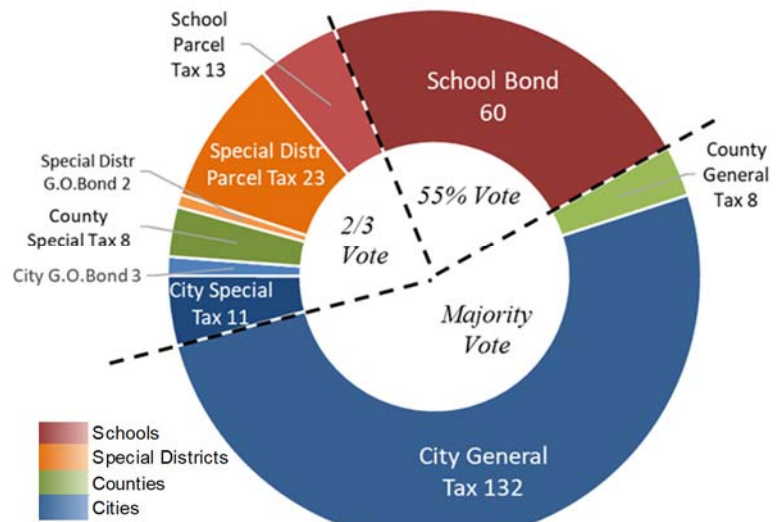
There were over 400 measures on local ballots in California for the November 3, 2020 election including 260 local tax and bond measures.

Over half of these measures (146) were proposed by or for cities. There were also 16 county, 25 special district and 73 school tax or bond measures. In prior elections, typically about one-third of measures were majority vote general taxes, one-third were special taxes, and one third 55 percent school bonds. But in this election there was a notably higher proportion of majority vote general tax measures and most are passing. These include a record 71 measures to increase local sales taxes, 20 lodging occupancy tax increases and 26 taxes on cannabis.

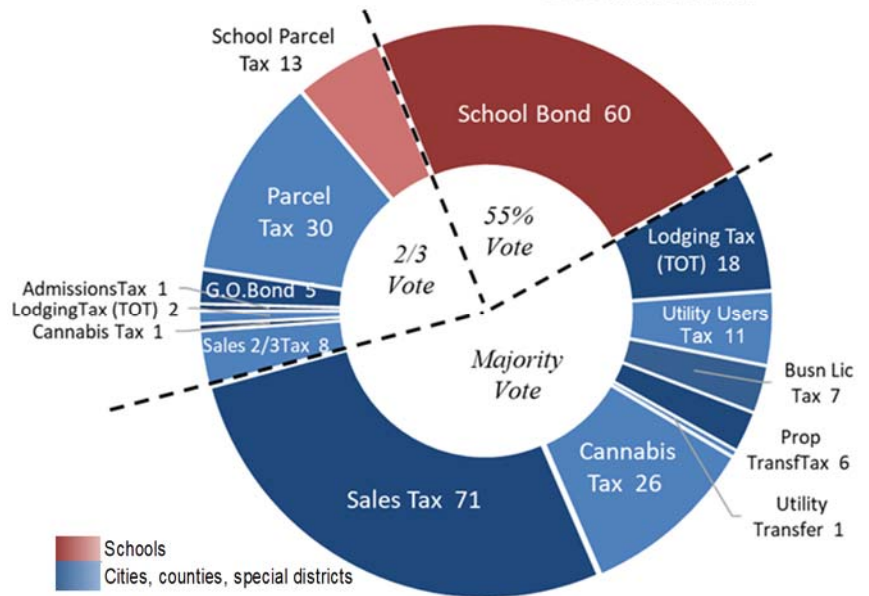
There were five city, county and special district general obligation bond measures seeking a total of \$1.9 billion in facility improvements for affordable housing, community pool improvements, a hospital, and fire stations. There were 30 city, county and special district parcel taxes, including 20 for fire /emergency medical response.

Among the school measures were 60 bond measures seeking a total of \$13.4 billion in school facility improvement funding, substantially fewer than in November 2018 (112) or November 2016 (184). There were 13 measures to increase or extend (renew) school parcel taxes compared to 14 in 2018 and 22 in 2016.

**Proposed Local Revenue Measures
November 2020**



© 2020 Michael Coleman



© 2020 Michael Coleman

Overall Passage Rates

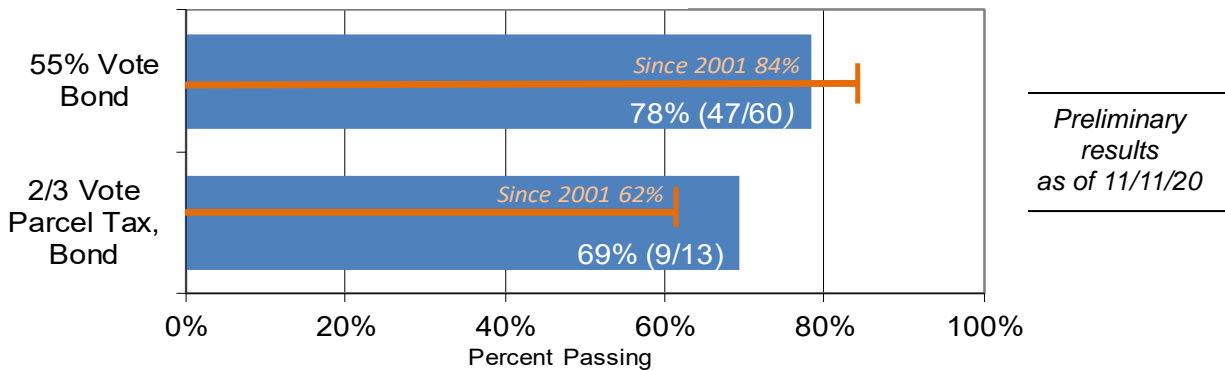
Updated tallies through November 11 have 195 of the 260 tax and bond measures passing with about 1.5 million mail in and provisional votes still to be processed and a record 16.2 million counted so far. Local tax measures passed in similar proportions to prior general presidential and gubernatorial elections in California. A few measures could flip from pass to fail or fail to pass once all votes are tallied.

Local Revenue Measures November 2020

	Total	Pass	Passing ^d	
City General Tax (Majority Vote)	132	108	82%	<i>Preliminary results as of 11/11/20</i>
County General Tax (Majority Vote)	8	7	88%	
City Special Tax or G.O. bond (2/3 Vote)	14	6	43%	
County Spec. Tax, G.O. bond (2/3 Vote)	8	5	63%	
Special District	25	13	52%	
School Parcel Tax 2/3	13	9	69%	
School Bond 55%	60	47	78%	
Total	260	195	75%	

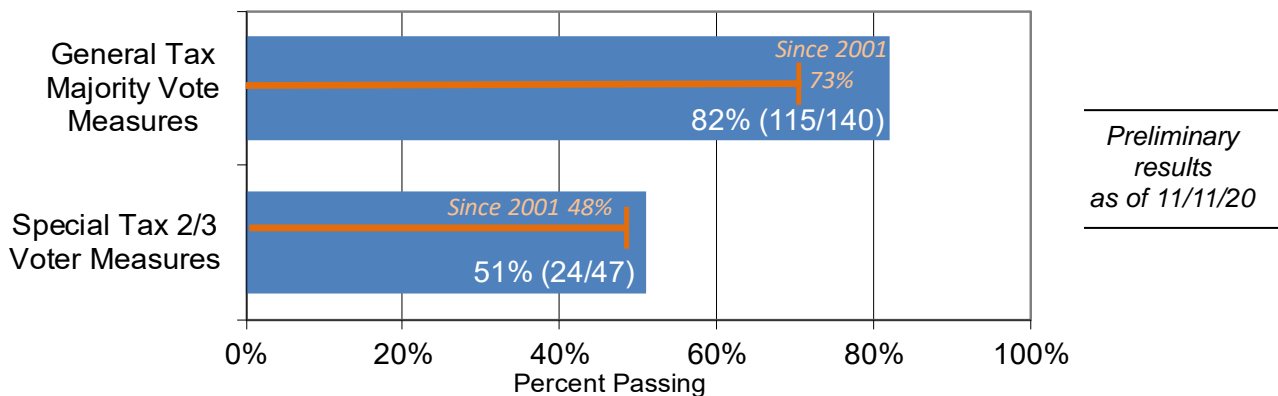
The proportion of passing 55 percent school bond measures from this election appears to be similar to prior years.

School Tax & Bond Measures November 2020



More non-school majority vote general tax measures appear to be passing than in prior years. Of the 140 majority vote tax measures, 115 (82%) appear to have passed. Most general purpose cannabis, sales, business license, property transfer and hotel occupancy taxes passed. The few utility user taxes did not fare as well. Among the two-thirds vote city, county and special district special tax and bond measures, about half appear to have passed, similar to historic patterns.

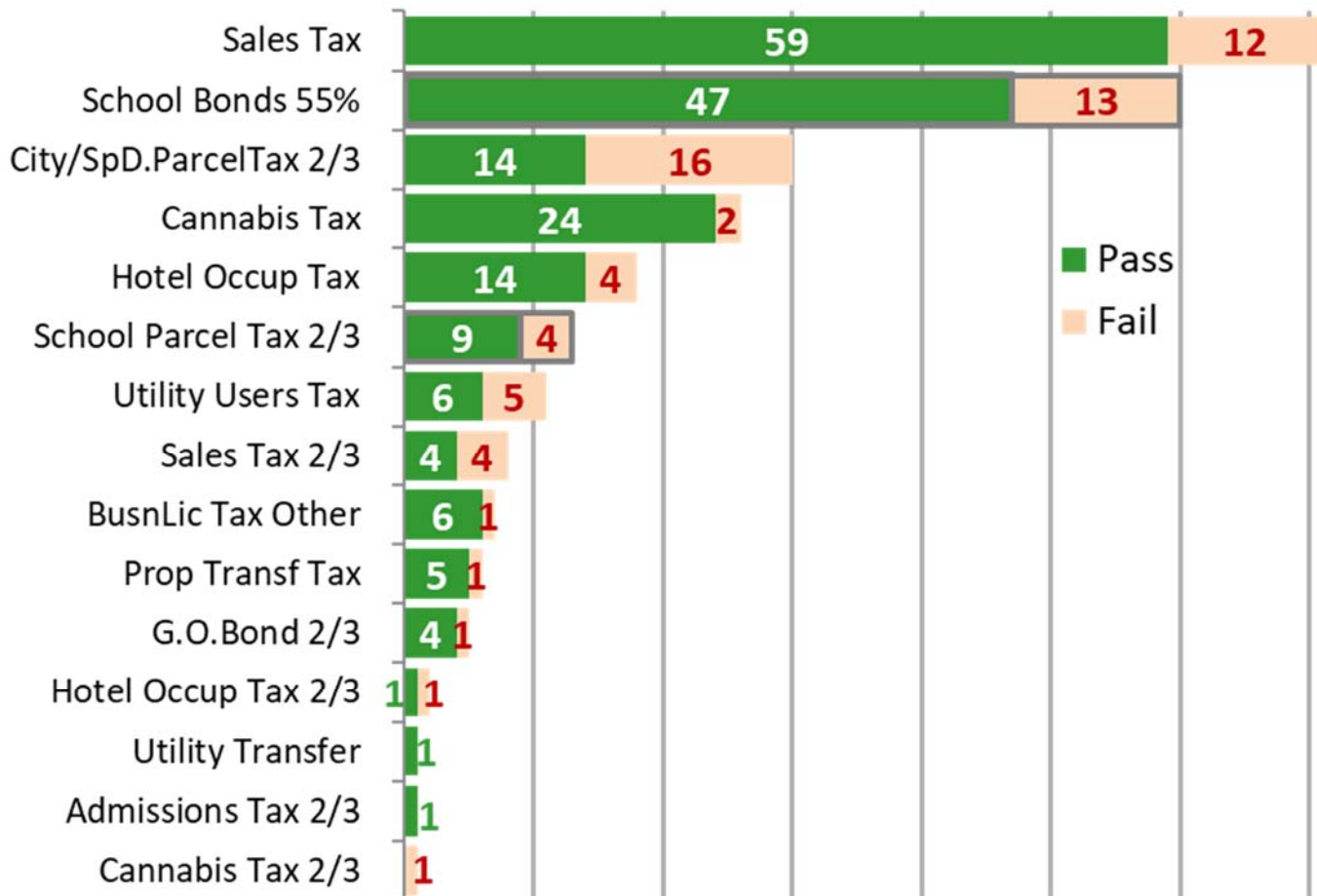
City / County / Special District Tax & Bond Measures November 2020



Measure Outcome by Category

The common tax measure in this election was a majority vote general purpose transactions and use tax (sales tax) and there were more sales taxes approved than any other type. It appears that 59 of the 71 general sales tax measures passed and this number could rise when the county is complete.

Passing and Failing Measures by Type November 2020



Local Add-On Sales Taxes (Transaction and Use Taxes)

Voters in 68 cities and three counties considered general purpose majority vote add-on sales tax rates ranging from 1/4 percent to 1 ½ percent. It appears fifty-nine were approved including all those that extended without increase an existing sun-setting tax.

Transactions and Use Tax (Add-on Sales Tax) - General Tax - Majority Approval							
City	County	Measure	Rate	incr/ext	Sunset	YES%	NO%
San Pablo	Contra Costa	Measure S	1/2c for 5yrs, then 5yrs at 1/4c	extend	10yrs	78.9%	21.2%
Wheatland	Yuba	Measure O	1/2 cent	extend	10yrs	78.3%	21.7%
Cotati	Sonoma	Measure S	1 cent	extend	none	75.1%	24.9%
Beverly Hills	Los Angeles	Measure RP	3/4 cent*	increase	none	74.1%	25.9%
Trinidad	Humboldt	Measure E	3/4 cent	extend	4yrs	73.8%	26.2%
West Hollywood	Los Angeles	Measure E	3/4 cent	increase	none	73.6%	26.4%
Santa Rosa	Sonoma	Measure Q	1/2 cent	extend	10yrs	72.6%	27.5%
Daly City	San Mateo	Measure Q	1/2 cent	increase	none	72.3%	27.7%
Bishop	Inyo	Measure P	1 cent	increase	none	72.3%	27.7%
Sonoma	Sonoma	Measure V	1/2 cent	extend	none	70.9%	29.1%
Guadalupe	Santa Barbara	Measure N	by 3/4 to 1 cent	increase/	none	70.9%	29.1%
Exeter	Tulare	Measure P	1 cent	increase	none	70.7%	29.4%
South El Monte	Los Angeles	Measure ES	1/4 cent	increase	none	70.6%	29.4%
Imperial Beach	San Diego	Measure I	1 cent	increase	none	70.1%	29.9%
Montclair	San Bernardino	Measure L	1 cent	increase	none	69.7%	30.3%
Fortuna	Humboldt	Measure G	3/4 cent	extend	8yrs	69.7%	30.3%
Commerce	Los Angeles	Measure VS	1/4 cent	increase	none	69.5%	30.5%
San Jacinto	Riverside	Measure V	1 cent	increase	none	69.2%	30.8%
Willits	Mendocino	Measure K	3/4 cent	increase	10yrs	68.1%	31.9%
Eureka	Humboldt	Measure H	1 1/4 cent	extend	none	67.3%	32.7%
Bellflower	Los Angeles	Measure M	3/4 cent	increase	none	66.9%	33.1%
Isleton	Sacramento	Measure L	1/2 cent	increase	5yrs	66.7%	33.3%
Crescent City	Del Norte	Measure S	1 cent	increase	none	66.2%	33.8%
Woodland	Yolo	Measure R	1/4 cent	extend	10yrs	65.4%	34.6%
Lake Elsinor	Riverside	Measure Z	1 cent	increase	none	64.9%	35.1%
South Lake Tahoe	El Dorado	Measure S	1 cent	increase	none	64.4%	35.6%
Bell Gardens	Los Angeles	Measure A	3/4 cent	increase	none	64.3%	35.7%
Rio Vista	Solano	Measure O	3/4 cent	increase	5yrs	62.8%	37.2%
San Rafael	Marin	Measure R	1/4 cent	increase	9yrs	62.2%	37.8%
Pacific Grove	Monterey	Measure L	by 1/2c to 1 1/2c	increase	none	62.1%	37.9%
Healdsburg	Sonoma	Measure T	1/2 cent	extend	none	62.0%	38.0%
Petaluma	Sonoma	Measure U	1 cent	increase	none	61.6%	38.4%
Lomita	Los Angeles	Measure L	3/4 cent	increase	none	61.3%	38.7%
Greenfield	Monterey	Measure T	3/4 cent	extend	6yrs	61.2%	38.8%
Milpitas	Santa Clara	Measure F	1/4 cent	increase	8yrs	60.9%	39.1%
Atascadero	San Luis Obispo	Measure D	1 cent	increase	none	60.6%	39.4%
Soledad	Monterey	Measure S	1/2 cent	increase	none	60.3%	39.7%
Orinda	Contra Costa	Measure R	by 1/2 cent to 1 c	increase	20yrs	60.1%	39.9%
Morro Bay	San Luis Obispo	Measure E	1 cent	increase	none	59.9%	40.1%
San Luis Obispo	San Luis Obispo	Measure G	by 1c to 1 1/2 c	increase	none	59.6%	40.4%
County of Contra	Contra Costa	Measure X	1/2 cent	increase	20yrs	58.7%	41.3%
Palmdale	Los Angeles	Measure AV	3/4 cent	increase	none	58.5%	41.5%
San Fernando	Los Angeles	Measure SF	by 1/4c to 3/4c	increase	none	58.0%	42.0%
Redlands	San Bernardino	Measure T	1 cent	increase	none	58.0%	42.0%
El Paso de Robles	San Luis Obispo	Measure J	1 cent	increase	12yrs	57.9%	42.1%
Turlock	Stanislaus	Measure A	3/4 cent	increase	none	57.6%	42.4%

Transactions and Use Tax (Add-on Sales Tax) - General Tax - Majority Approval

<u>City</u>	<u>County</u>	<u>Measure</u>	<u>Rate</u>	<u>sunset</u>	<u>YES%</u>			
San Bernardino	San Bernardino	Measure S	3/4 cent	increase	none	57.4%	42.6%	PASS
Rancho Cordova	Sacramento	Measure R	1/2 cent	increase	none	54.1%	45.9%	PASS
Gonzales	Monterey	Measure X	by 1/2c to 1 cent	increase	20yrs	54.6%	45.4%	PASS
Grover Beach	San Luis Obispo	Measure F	1 cent	increase	none	54.2%	45.9%	PASS
Carson	Los Angeles	Measure K	3/4 cent	increase	none	54.0%	46.0%	PASS
Oxnard	Ventura	Measure E	1 1/2 cents	increase	none	53.5%	46.5%	PASS
Lancaster	Los Angeles	Measure LC	3/4 cent	increase	none	53.2%	46.8%	PASS
Signal Hill	Los Angeles	Measure R	3/4 cent	increase	none	53.2%	46.9%	PASS
Los Alamitos	Orange	Measure Y	1 1/2 cent	increase	none	50.7%	49.3%	PASS
Corona	Riverside	Measure X	1 cent	increase	none	50.7%	49.3%	PASS
County of Del Norte	Del Norte	Measure R	1 cent	increase	none	50.2%	49.8%	PASS
Concord	Contra Costa	Measure V	by 1/2 cent to 1 c	increase	none	50.2%	49.8%	PASS
Victorville	San Bernardino	Measure P	1 cent	increase	none	50.0%	50.0%	PASS
County of Alameda	Alameda	Measure W	1/2 cent	increase	10yrs	49.9%	50.1%	FAIL
Weed	Siskiyou	Measure M	1/4 cent	increase	none	49.3%	50.8%	FAIL
Vallejo	Solano	Measure G	3/4 cent	increase	none	49.2%	50.8%	FAIL
Manteca	San Joaquin	Measure Z	1 cent	increase	none	48.8%	51.2%	FAIL
Citrus Heights	Sacramento	Measure M	1 cent	increase	none	48.4%	51.6%	FAIL
Williams	Colusa	Measure B	by 1/2 cent to 1 c	increase	none	47.5%	52.5%	FAIL
Auburn	Placer	Measure S	1 cent	increase	7yrs	47.4%	52.6%	FAIL
Sand City	Monterey	Measure U	by 1/2c to 1 1/2c	increase	none	45.2%	54.8%	FAIL
Fullerton	Orange	Measure S	1 1/4 cent	increase	none	43.8%	56.2%	FAIL
Dunsmuir	Siskiyou	Measure H	1 1/2 cents	increase	none	39.8%	60.2%	FAIL
Apple Valley	San Bernardino	Measure O	1 cent	increase	none	33.9%	66.1%	FAIL
Diamond Bar	Los Angeles	Measure DB	3/4 cent	increase	none	33.5%	66.5%	FAIL

Too close to call

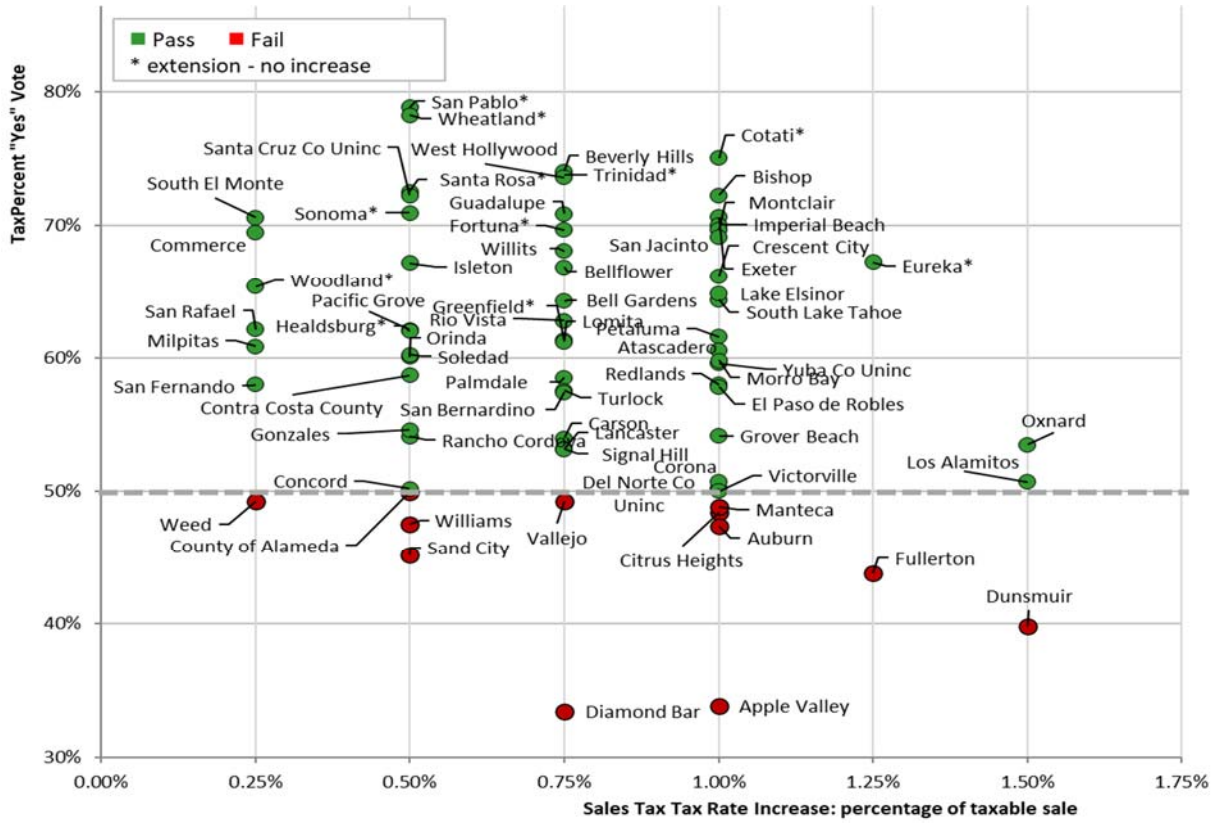
*The city of Beverly Hills ¾ rate may only take effect "if another local governmental entity seeks to increase the transaction and use tax (sales tax) in Beverly Hills."

There were eight add-on sales tax measures earmarked for specific purposes including two extensions of previously approved rates three countywide measures for transportation improvements. Voters in San Francisco, San Mateo, and Santa Clara counties approved a 1/8 percent tax for CalTrain. Four measures, all in more rural locations, could not achieve the two-thirds vote threshold required for special tax increases.

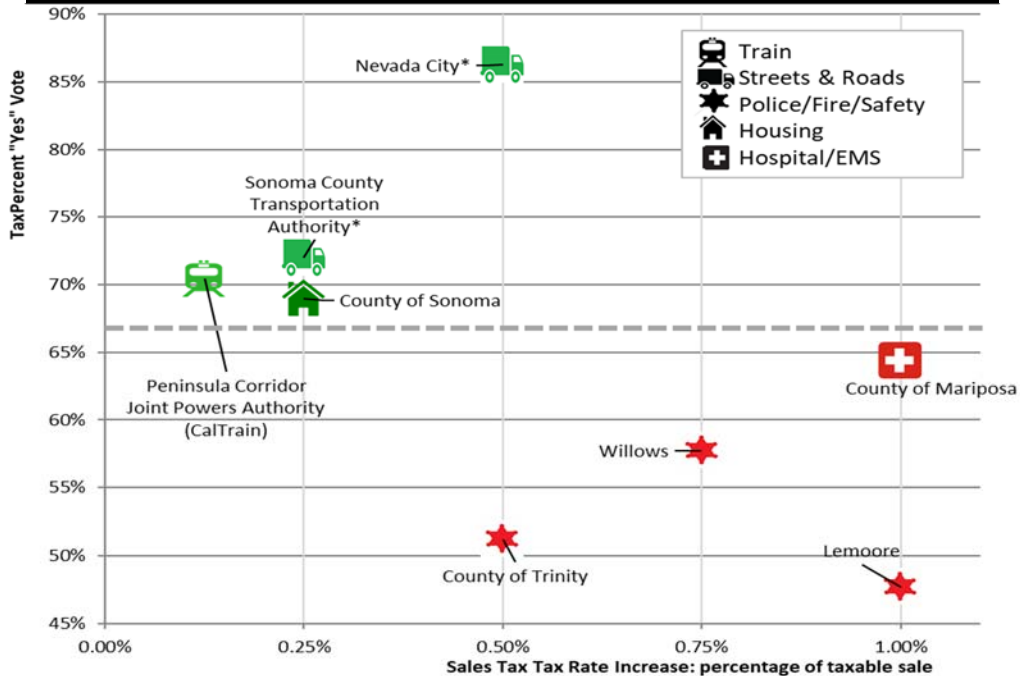
Transactions and Use Tax (Add-on Sales Tax) - Special Tax - Two-Thirds Approval

<u>Agency Name</u>	<u>County</u>	<u>Measure</u>	<u>Rate</u>	<u>Use</u>	<u>Sunset</u>	<u>YES%</u>	<u>NO%</u>	
Nevada City	Nevada	Measure M	1/2 cent	streets	extend none	86.3%	13.8%	PASS
Sonoma County Transportation	Sonoma	Measure DD	1/4 cent	transportation	extend 20yrs	72.0%	28.0%	PASS
Peninsula Corridor Joint Powers	San Francisco / San Mateo /	Measure RR	1/8 cent	rail	increase 30 yr	70.4%	29.6%	PASS
County of Sonoma	Sonoma	Measure O	1/4 cent	aff housing / homeless	increase 10yrs	69.0%	31.0%	PASS
County of Mariposa	Mariposa	Measure	1 cent	hospital/ems	increase none	64.4%	35.6%	FAIL
Willows	Glenn	Measure H	3/4 cent	fire/ems	increase none	57.7%	42.3%	FAIL
County of Trinity	Trinity	Measure K	1/2 cent	Sherriff/DA/Probation	increase	51.2%	48.8%	FAIL
Lemoore	Kings	Measure K	1 cent	police/fire	increase 7yrs	47.7%	52.3%	FAIL

Transactions and Use Tax Measures – General Purpose



Transactions and Use Tax Measures – Special Purpose



Transient Occupancy (lodging) Taxes ✓

There were 22 measures to increase Transient Occupancy (lodging) Taxes, including 20 for general purposes (majority approval) and two two-thirds vote special taxes. The small towns of Farmersville and Tulelake, among the few cities in California not to have a TOT, proposed TOT rates. Farmersville's 10 percent appears just short of passage.

Transient Occupancy Tax Tax Measures - Majority Vote General Use

<u>Agency Name</u>	<u>County</u>		<u>Rate</u>	<u>YES%</u>	<u>NO%</u>	
Truckee	Nevada	Measure K	by 2% to 12%	86.8%	13.2%	PASS
Pismo Beach	San Luis Obispo	Measure B	by 1% to 11%	82.7%	17.3%	PASS
Novato	Marin	Measure Q	by 2% to 12%	77.1%	22.9%	PASS
San Mateo	San Mateo	Measure W	by 2% to 14%	76.1%	23.9%	PASS
Santa Clara	Santa Clara	Measure E	by 4% to 13.5%	75.1%	24.9%	PASS
Half Moon Bay	San Mateo	Measure U	by 3% to 15%	74.0%	26.0%	PASS
Monterey	Monterey	Measure Y	by 2% to 12%	73.2%	26.8%	PASS
Hayward	Alameda	Measure NN	by 5.5% to 14%	73.1%	26.9%	PASS
San Bruno	San Mateo	Measure X	by 2% to 14%	72.6%	27.4%	PASS
Chino Hills	San Bernardino	Measure M	by 2% to 12%	66.6%	33.4%	PASS
Malibu	Los Angeles	Measure T	by 3% to 15%	59.2%	40.8%	PASS
Sutter Creek	Amador	Measure B	by 2% to 12%	58.4%	41.6%	PASS
Sonora	Tuolumne	Measure T	by 2% to 12%	57.6%	42.4%	PASS
County of Tuolumne		Measure U	by 2% to 12%	54.2%	45.8%	PASS
Farmersville	Tulare	Measure Q	10% new	49.1%	50.9%	FAIL
Porterville	Tulare	Measure S	by 4% to 12%	47.4%	52.7%	FAIL
Pico Rivera	Los Angeles	Measure TT	by 5% to 15%	42.8%	57.2%	FAIL
Tulelake	Siskiyou	Measure O	8% new	34.5%	65.5%	FAIL

Too close to call

Transient Occupancy Tax Tax Measures: Two-thirds Vote Special Purpose

<u>City</u>	<u>County</u>	<u>Measure</u>	<u>Rate</u>	<u>Sunset Use</u>	<u>YES%</u>	<u>NO%</u>	<u>Pass/F</u>
County of Sierra	Sierra	Measure E	by 3.5% to 12.5%	none fire/ems	74.4%	25.6%	PASS
East Palo Alto	San Mateo	Measure V	by 2% to 14%	none affd housing	63.0%	37.0%	FAIL

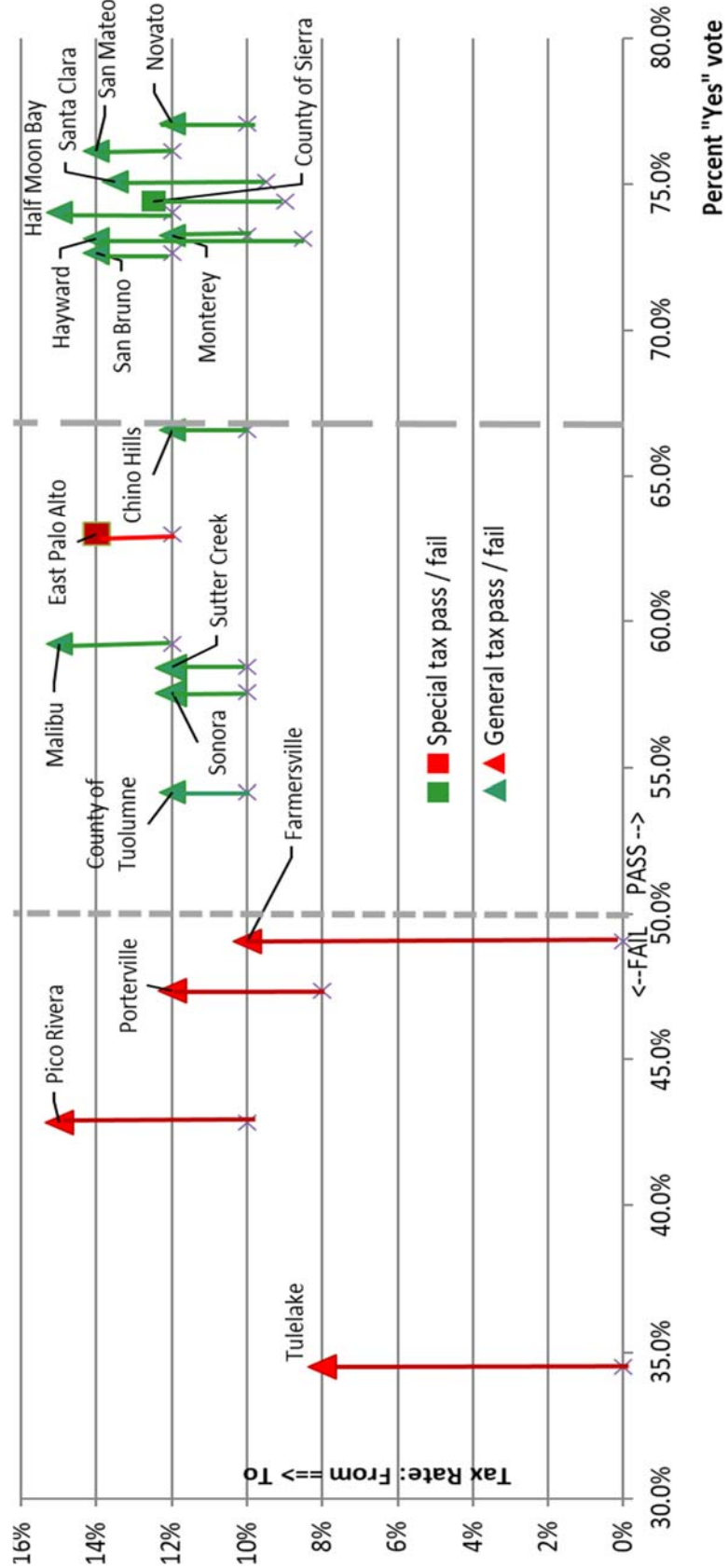
Admissions Tax ✓

Voters in the island city of Avalon approved a \$2 per passenger surcharge on visitors with the proceeds to go to their hospital.

Admissions Tax - Special - Two-thirds Approval

<u>Agency</u>	<u>County</u>		<u>Rate</u>	<u>Sunset Use</u>	<u>YES%</u>	<u>NO%</u>	
Avalon	Los Angeles	Measure H	\$2/passenger	none Hospital	72.1%	27.9%	PASS

Transient Occupancy (Lodging) Tax Measures



Cannabis – Local Excise Taxes ✓

There were 27 measures taxing cannabis, all majority general purpose except in San Joaquin County where the tax increase was earmarked for “*early childhood education and youth programs, including literacy, gang reduction, after-school programs, and drug prevention, with emphasis on children facing the greatest disparities, and promoting public health, homeless mitigation, and enforcing cannabis laws.*” That measure is failing narrowly.

Cannabis Taxes - Majority Vote General Purpose

<u>Agency Name</u>	<u>County</u>		<u>Rate</u>	<u>YES%</u>	<u>NO%</u>		
Sonoma	Sonoma	Measure X	4%gross Rcpts	79.3%	20.7%	PASS	increase
San Buenaventura	Ventura	Measure I	8%gross Rcpts	72.6%	27.4%	PASS	increase
Lemon Grove	San Diego	Measure J	8%gross Rcpts	72.6%	27.4%	PASS	revise
County of Trinity	INIT	Measure G	2.5%gross Rcpts	72.0%	28.0%	PASS	increase
King City	Monterey	Measure P	5%gross Rcpts	71.4%	28.6%	PASS	increase
La Habra	Orange	Measure W	to6%gross Rcpts	70.5%	29.5%	PASS	increase
Ojai	Ventura	Measure G	3%gross Rcpts	69.9%	30.2%	PASS	increase
Banning	Riverside	Measure L	10%gross Rcpts	69.0%	31.0%	PASS	increase
Artesia	Los Angeles	Measure Q	15%gross Rcpts	67.5%	32.5%	PASS	increase
Madera	Madera	Measure R	6%gross Rcpts	67.0%	33.0%	PASS	increase
Fairfield	Solano	Measure C	6%gross Rcpts	66.6%	33.4%	PASS	increase
Costa Mesa	Orange	Measure Q	4%to7%gross Rcpts	66.0%	34.0%	PASS	increase
Tracy	San Joaquin	Measure W	6%gross Rcpts	65.9%	34.1%	PASS	increase
Vacaville	Solano	Measure V	6%gross Rcpts	65.6%	34.4%	PASS	increase
County of Calaveras		Measure G	4%to7%gross Rcpts	64.6%	35.4%	PASS	increase
San Bruno	San Mateo	Measure S	10%gross Rcpts	64.1%	35.9%	PASS	increase
Hawthorne	Los Angeles	Measure CC	5%gross Rcpts	63.7%	36.3%	PASS	increase
Oceanside	San Diego	Measure M	6%gross Rcpts	63.4%	36.6%	PASS	increase
Marysville	Yuba	Measure N	6%gross Rcpts	63.4%	36.6%	PASS	increase
Grass Valley	Nevada	Measure N	8%gross Rcpts	63.2%	36.8%	PASS	increase
Calabasas	Los Angeles	Measure C	10%gross Rcpts	63.0%	37.0%	PASS	increase
Waterford	Stanislaus	Measure S	15%gross Rcpts	59.9%	40.1%	PASS	increase
Porterville	Tulare	Measure R	10%gross Rcpts	58.8%	41.2%	PASS	increase
County of Ventura	Ventura	Measure O	4%gross Rcpts	57.1%	43.0%	PASS	increase
Jurupa Valley	INIT Riverside	Measure U	6%gross Rcpts	48.4%	51.6%	FAIL	increase
Yountville	Napa	Measure T	3%gross Rcpts	32.8%	67.2%	FAIL	increase

Cannabis Taxes - Two-Thirds Vote Special Purpose

<u>Agency Name</u>	<u>County</u>		<u>Rate</u>	<u>YES%</u>	<u>NO%</u>		
County of San Joaquin	Uninc	Measure X	3.5to8%gross Rcpts	65.4%	34.6%	FAIL	<i>Too close to call</i>

*An initiative measure legalizing cannabis businesses in Solana Beach would have “authorized” a 1.5 percent “sales tax.” As structured in the initiative, the tax would have been illegal and could not have been implemented. It is not included here. The measure failed.

Cannabis Tax Measures



Business Operations Taxes ✓

There were seven business operations tax measures other than the cannabis tax measures, all majority vote. All but Lynwood's unusual "for-profit hospital" tax passed.

Business Operations Tax Measures (other than on cannabis) - Majority Vote, General Use

Agency	County	Measure	YES%	NO%	
San Jose	Santa Clara	Measure H	73.5%	26.5%	PASS
To fund general San José services, including fire protection, disaster preparedness, 911 emergency response, street repair, youth programs, addressing homelessness, and supporting vulnerable residents, shall an ordinance be adopted increasing the cardroom tax rate from 15% to 16.5% , applying the tax to third party providers at these rates: up to \$25,000,000 at 5%; \$25,000,001 to \$30,000,000 at 7.5%; and over \$30,000,000 at 10%, increasing card tables by 30, generating approximately \$15,000,000 annually, until repealed?					
Richmond	Contra Cost	Measure U	73.0%	27.0%	PASS
To maintain quality of life in Richmond by continuing certain City services, including 911 emergency response, pothole/street repair, homeless/youth services and other general services, shall an ordinance amending the City's business tax to charge businesses 0.06% to 5.00% of gross receipts, and other rates as stated , with the highest rates on cannabis, firearm and the biggest businesses, providing approximately \$9.5 million annually until ended by voters, be adopted?					
San Francisco		Proposition F	68.3%	31.7%	PASS
Shall the City eliminate the payroll expense tax ; permanently increase the registration fee for some businesses by \$230-460, decreasing it for others; permanently increase gross receipts tax rates to 0.105-1.040%, exempting more small businesses ; permanently increase the administrative office tax rate to 1.61% ; if the City loses certain lawsuits, increase gross receipts tax rates on some businesses by 0.175-0.690% and the administrative office tax rate by 1.5%, and place a new 1% or 3.5% tax on gross receipts from commercial leases, for 20 years; and make other business tax changes ; for estimated annual revenue of \$97 million?					
San Francisco		Proposition I	65.2%	34.8%	PASS
Shall the City place an additional tax permanently on some businesses in San Francisco when their highest-paid managerial employee earns more than 100 times the median compensation paid to their employees in San Francisco, where the additional tax rate would be between 0.1%-0.6% of gross receipts or between 0.4% -2.4% of payroll expense for those businesses in San Francisco, for an estimated revenue of between \$60-140 million a year?					
Berkeley	Alameda	Measure GG	60.5%	39.5%	PASS
Shall an ordinance enacting a tax on users of Transportation Network Companies for prearranged trips originating in Berkeley, at a rate of 50 cents per trip for private trips and 25 cents per trip for pooled trips , regardless of the number of passengers on the trip, which is estimated to generate \$910,000 annually for general municipal services in the City of Berkeley until January 1, 2041, be adopted?					
Long Beach	Los Angeles	Measure US	58.5%	41.5%	PASS
To provide funding for community healthcare services; air/water quality and climate change programs; increase childhood education/ youth programs; expand job training opportunities; and maintain other general fund programs, shall a measure be adopted increasing Long Beach's general oil production tax from 15¢ to maximum 30¢ per barrel , subject to annual adjustments, generating approximately \$1,600,000 annually, until ended by voters, requiring audits/ local control of funds?					
Lynwood	Los Angeles	Measure LH	46.2%	53.8%	FAIL
To protect, maintain and enhance vital public safety services, infrastructure needs including streets, utility maintenance, park and recreation services including programs for youth and seniors, and other essential services, shall the City of Lynwood impose a three percent (3%) privilege tax on the gross receipts of for-profit hospitals operating within the City of Lynwood? All funds to be deposited in Lynwood general fund.					

Property Transfer Taxes ✓

Voters in six charter cities considered increasing their taxes on transfers of real estate. Voters in the wealthy enclave turned down their Measure TT.

Property Transfer Taxes

City	County	Measure Na	Rate	YES%	NO%	
Santa Monica	Los Angeles	Measure SM	by \$3 to \$6/\$1k AV if <\$5m AV	73.1%	26.9%	PASS
San Francisco	San Francisco	Proposition I	by 2.75%to5.5% for \$10m-\$25mAV, by3%to6% for	58.0%	42.0%	PASS
Albany	Alameda	Measure CC	by\$3.50 to \$15/\$1000AV	57.9%	42.1%	PASS
San Leandro	Alameda	Measure VV	by\$5to \$11/\$1000AV	54.2%	45.8%	PASS
Culver City	Los Angeles	Measure RE	1.5% on \$1.5m+, 3% on \$3m+, 4% \$10m+	53.3%	46.7%	PASS
Piedmont	Alameda	Measure TT	by\$4.50 to \$17.50/\$1000AV	47.8%	52.3%	FAIL

Utility User Taxes ✓

Voters in ten cities and one county unincorporated area considered measures to increase or continue utility user taxes for general purposes.

Utility User Taxes

City	County	Measure	Rate	Sunset	YES%	NO%	
South Pasadena	Los Angeles	Measure U	7.5% tele,electr,gas,video,w extend	none	77.3%	22.7%	PASS
Newark	Alameda	Measure PP	3.25% tele,electr,gas,video extend	9yrs	72.8%	27.2%	PASS
County of Alameda	UNINC	Measure V	6.5% tele, electr, gas extend to 6/30/2033		70.4%	29.6%	PASS
Albany	Alameda	Measure DD	by 2.5%to9.5% electr, gas, 7.5% on water increase	none	58.3%	41.7%	PASS
Union City	Alameda	Measure WW	5% tele,electr,gas,video increase	8yrs	57.8%	42.2%	PASS
Cloverdale	Sonoma	Measure R	3% tele, electr, gas, video extend	none	53.9%	46.1%	PASS
Hawthorne	Los Angeles	Measure UU	by 2.5%to7.5% tele,electr,gas,video,water increase	none	47.8%	52.2%	FAIL
Berkeley	Alameda	Measure HH	by 2.5%to10% electr,gas increase	none	47.0%	53.0%	FAIL
Brawley	Imperial	Measure R	4% to video* expand		28.6%	71.4%	FAIL
Calipatria	Imperial	Measure T	5% tele, electr, gas, water, trash, sewer, catv increase	none	24.8%	75.2%	FAIL
Pomona	INIT	Measure PA	by 0.75%to 9.75% tele,elect,gas,video,water increase		14.6%	85.5%	FAIL

Utility Transfers ✓

Voters in Pasadena authorized the continued transfer from their electric utility to support general fund services such as police, fire, paramedics and parks.

Utility Transfer Taxes

City	County	Measure	Rate	YES%	NO%	
Pasadena	Los Angeles	Measure P	12% of gross electric revenue extend	84.6%	15.4%	PASS

General Obligation Bonds ✓

There were eleven non-school general obligation bond measures totaling \$1.9 billion. Five passed. In all, \$1.3 billion in local non-school general obligation bonds were approved. The largest, San Diego's \$900 million measure for affordable and homeless housing failed.

City, County and Special District General Obligation Bond Measures (2/3 vote)

Agency Name	County	Amount	Rate	YES%	NO%	
San Francisco		Proposition A \$487.5m	\$14/\$100k	71.1%	28.9%	PASS
Piedmont	Alameda	Measure UU \$19.5m	\$26/\$100k	68.7%	31.3%	PASS
Alameda County Fire Au	Alameda	Measure X \$90m	\$16/\$100k	68.3%	31.7%	PASS
Washington Township Health Care District	Alameda	Measure XX \$425m	\$10/\$100k	67.1%	32.9%	PASS
San Diego	San Diego	Measure A \$900m	\$21/\$100k	57.4%	42.6%	FAIL

Parcel Taxes – Non-School ✓

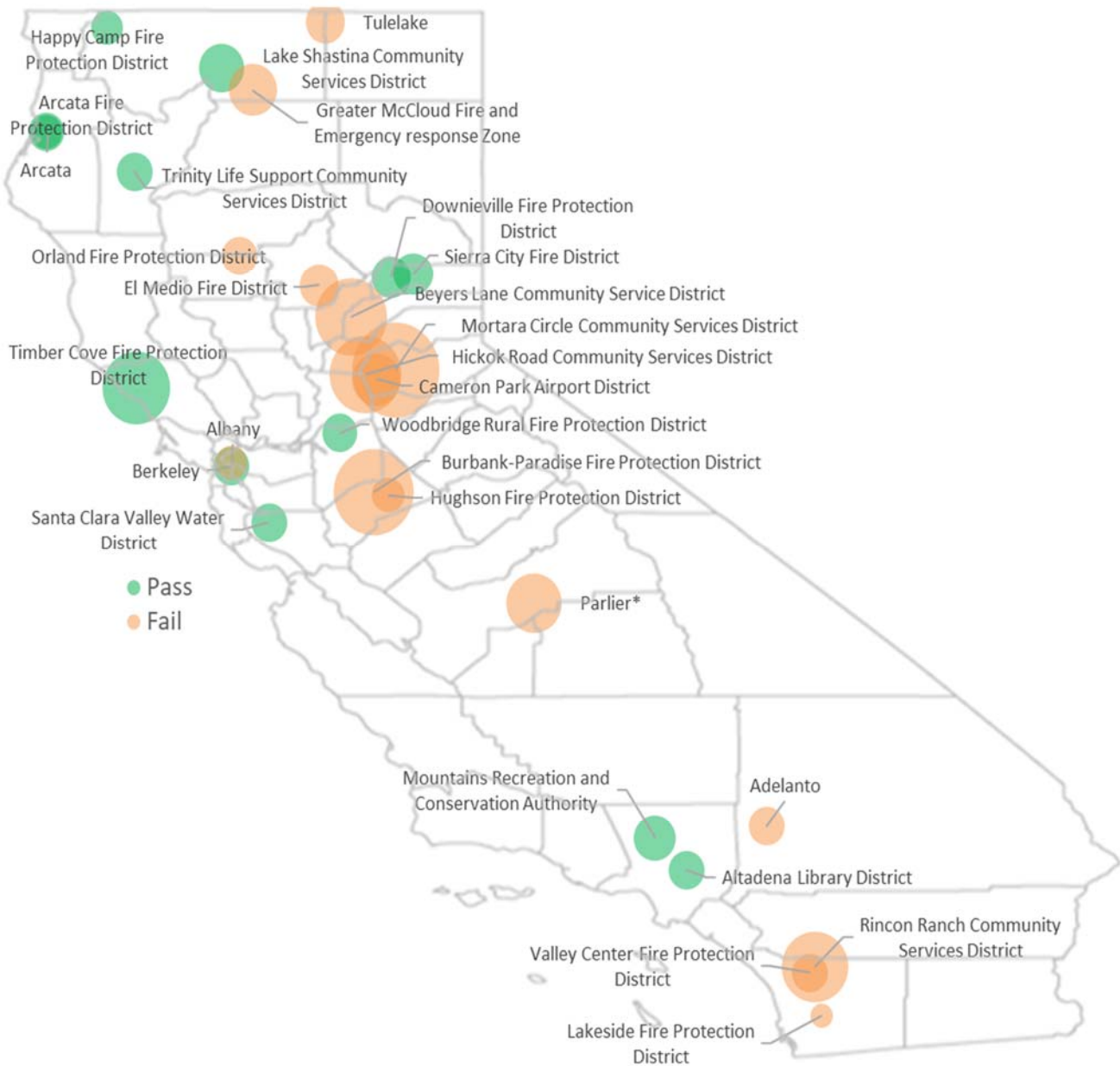
There were 30 parcel tax measures for a variety of public services. Fourteen appear to have passed and several others are too close to call. The Beyers Lane tax received one "yes" among six votes counted on election eve.

City, County and Special District Parcel Taxes (2/3 vote)

Agency Name	County	Amount	Purpose	sunset	YES%	NO%	
Mountains Recreation and Conservatio	Los Angeles	Measure HH \$68/parcel	fire	10yrs	83.1%	16.9%	PASS
Santa Clara Valley Open Space Authorit	Santa Clara	Measure T \$24/parcel	parks/open space	none	81.8%	18.2%	PASS
Arcata	Humboldt	Measure A \$37/parcel	park/wildlands	none	78.4%	21.6%	PASS
Arcata Fire Protection District	Humboldt	Measure F ???	fire	6/30/2030	77.1%	22.9%	PASS
Timber Cove Fire Protection District	Sonoma	Measure AA \$185/parcel	fire/ems	15yrs	76.5%	23.5%	PASS
Sierra City Fire District	Sierra	Measure H \$60/parcel	fire/ems	none	75.9%	24.1%	PASS
Santa Clara Valley Water District	Santa Clara	Measure S \$.006/sf	water	none	75.7%	24.3%	PASS
Berkeley	Alameda	Measure FF \$0.1047/sf	fire/ems	none	75.6%	24.4%	PASS
Altadena Library District	Los Angeles	Measure Z \$0.10/sf	library	none	73.3%	26.7%	PASS
Woodbridge Rural Fire Protection Distri	San Joaquin	Measure U 8c/sf	fire	none	72.9%	27.1%	PASS
Trinity Life Support Community Service	Trinity	Measure I \$45/parcel	ems	none	72.9%	27.1%	PASS
Lake Shastina Community Services Dist	Siskiyou	Measure J \$80/parcel	fire/ems	none	70.7%	29.3%	PASS
Downieville Fire Protection District	Sierra	Measure G \$60/parcel	fire/ems	none	70.1%	29.9%	PASS
Happy Camp Fire Protection District	Siskiyou	Measure D \$39/parcel	fire/ems	none	67.1%	32.9%	PASS
Parlier	Fresno	Measure G \$120/parcel*	police	none	66.3%	33.7%	FAIL
Adelanto	San Bernardin	Measure R \$50+ to \$600+/acre	vacant property	20yrs	65.4%	34.6%	FAIL
Greater McCloud Fire and Emergency re	Siskiyou	Measure G \$94/parcel	fire/ems	none	65.1%	34.9%	FAIL
Cameron Park Airport District	El Dorado	Measure P by \$900 to \$1200/parcel	airport	none	62.7%	37.3%	FAIL
Albany	Alameda	Measure EE by \$44.34to\$68	fire/ems	none	60.7%	39.3%	FAIL
Hughson Fire Protection District	Stanislaus	Measure W \$39.75/rdu	fire	12yrs	60.5%	39.5%	FAIL
Rincon Ranch Community Services Dist	San Diego	Measure Z \$170/parcel+\$6/acre	fire		59.8%	40.2%	FAIL
Orland Fire Protection District	Glenn	Measure G \$45+/parcel	fire	none	57.4%	42.6%	FAIL
Valley Center Fire Protection District	San Diego	Measure AA 6c/sf	fire	none	57.0%	43.0%	FAIL
Hickok Road Community Services Distri	El Dorado	Measure N by \$200to\$400/parcel	streets/roads	none	52.2%	47.8%	FAIL
Burbank-Paradise Fire Protection Distric	Stanislaus	Measure Z \$250/parcel	fire	none	51.7%	48.3%	FAIL
El Medio Fire District	Butte	Measure D \$60+/parcel	fire/ems	none	50.8%	49.2%	FAIL
Lakeside Fire Protection District	San Diego	Measure Y by \$15 to \$25+/parcel	fire	none	40.2%	59.8%	FAIL
Mortara Circle Community Services Dist	El Dorado	Measure Q by \$600 to \$950/parcel	streets/roads	none	26.1%	73.9%	FAIL
Tulelake	Siskiyou	Measure N \$60+/parcel	police	none	24.9%	75.1%	FAIL
Beyers Lane Community Service Distric	Nevada	Measure O \$300/parcel	streets/roads		16.7%	83.3%	FAIL

Too close to call

Parcel Taxes – Non-School



School Parcel Taxes ✓

As in the past, school parcel taxes fared better than non-school parcel taxes. Nine of the 13 parcel tax measures for schools passed with the Fort Ross measure just a few votes short and too close to call.

School Parcel Taxes (2/3 voter approval)

<u>Agency Name</u>	<u>County</u>		<u>Rate</u>	<u>Sunset</u>	<u>YES%</u>	<u>NO%</u>	
Shoreline Unified School District	Marin / Sonoma	Measure L	\$212+/parcel	8yrs	79.4%	20.6%	PASS
Palo Alto Unified School District	Santa Clara	Measure O	\$836+/parcel	6yrs	78.5%	21.5%	PASS
Sebastopol Union School District	Sonoma	Measure N	\$76/parcel	8yrs	75.1%	24.9%	PASS
San Francisco Unified School District	San Francisco	Proposition J	from \$320 per parcel to \$288 per parcel	17.5 yrs	75.0%	25.0%	PASS
Fremont Union High School District	Santa Clara	Measure M	\$98/parcel	8yrs	74.3%	25.7%	PASS
Tamalpais Union High School District	Marin	Measure M	\$469+/parcel	9yrs	73.6%	26.4%	PASS
Mammoth Unified School District	Mono	Measure G	\$59/parcel	5yrs	73.6%	26.4%	PASS
Ventura Unified School District	Ventura	Measure H	\$59/parcel	4yrs	73.4%	26.6%	PASS
Franklin-Mckinley School District	Santa Clara	Measure K	\$72/parcel	5yrs	70.9%	29.1%	PASS
Fort Ross School District	Sonoma	Measure M	\$48/parcel	8yrs	66.2%	33.8%	FAIL
Loma Prieta Joint Union Elementary School District	Santa Clara / Santa Cruz	Measure N	\$164/parcel	7yrs	64.6%	35.4%	FAIL
Campbell Union High School District	Santa Clara	Measure L	\$85/parcel	none	63.6%	36.4%	FAIL
San Jose - Evergreen CCD	Santa Clara	Measure I	\$18/parcel	9yrs	61.5%	38.5%	FAIL

*Too
close
to call*

School Parcel Taxes



School Bonds ✓

There were 60 school bond measures on the ballot for a total of over \$13.4 billion in school construction bonds. So far, 47 are passing totaling \$12.2 billion. Among the passing measures is the \$7 billion Los Angeles Unified School District measure.

School Bond Measures						
School District	County	Measure	Amount	Tax Rate	YES%	NO%
Inglewood Unified School Dis	Los Angeles	Measure I	\$240m	\$60/\$100k	79.9%	20.1% PASS
Oakland Unified School Distric	Alameda	Measure Y	\$735m	\$60/\$100k	77.0%	23.0% PASS
Sausalito Marin City School D	Marin	Measure P	\$41.6m	\$30/\$100k	72.8%	27.3% PASS
Calexico Unified School Distric	Imperial	Measure Q	\$47m	\$60/\$100k	71.5%	28.5% PASS
Goleta Union School District	Santa Barbara	Measure M	\$80m	\$19/\$100k	71.5%	28.6% PASS
Los Angeles Unified School E	Los Angeles	Measure RR	\$7billion	\$22/\$100k	71.2%	28.8% PASS
Greenfield Union School Distr	Kern	Measure G	\$21m	\$30/\$100k	68.0%	32.0% PASS
Bassett Unified School Distric	Los Angeles	Measure BB	\$50m	\$60/\$100k	66.9%	33.1% PASS
Whittier Union High School D	Los Angeles	Measure AA	\$183.5m	\$30/\$100k	66.2%	33.8% PASS
River Delta Unified School District SFID #2	Sacramento / Solano / Yolo	Measure K	\$14.6m	\$60/\$100k	64.2%	35.8% PASS
Mt Pleasant Elementary Schoc	Santa Clara	Measure Q	\$12m	\$30/\$100k	64.8%	35.2% PASS
Vallecito Unified School Distri	Calaveras	Measure I	\$2.8m	\$10/\$100k	64.7%	35.3% PASS
Jefferson Union High School I	San Mateo	Measure Z	\$163m	\$30/\$100k	64.2%	35.8% PASS
River Delta Unified School Dis	Sacramento / Solano	Measure J	\$45.7m	\$60/\$100k	64.0%	36.0% PASS
San Mateo-Foster City School	San Mateo	Measure T	\$409m	\$30/\$100k	64.0%	36.0% PASS
Siskiyou Union High School E	Siskiyou	Measure K	\$3m	\$8/\$100k	63.5%	36.5% PASS
Washington Unified School D	Yolo	Measure Z	\$150m	\$60/\$100k	63.1%	36.9% PASS
Riverdale Unified School Distr	Fresno / Kings	Measure J	\$25.9m	\$60/\$100k	63.0%	37.0% PASS
La Mesa - Spring Valley Schoc	San Diego	Measure V	\$136m	\$24/\$100k	62.9%	37.1% PASS
Monterey Peninsula Communi	Monterey	Measure V	\$230m	\$18/\$100k	62.9%	37.1% PASS
Pasadena Unified School Distri	Los Angeles	Measure O	\$516.3m	\$45/\$100k	62.9%	37.1% PASS
Cambrian School District	Santa Clara	Measure R	\$88m	\$30/\$100k	62.4%	37.6% PASS
Woodland Joint Unified Scho	Yolo / Sutter	Measure Y	\$44.2m	\$24/\$100k	62.3%	37.7% PASS
Sunnyside Union Elementary	Tulare	Measure O	\$2m	\$30/\$100k	62.1%	37.9% PASS
Shandon Joint Unified School District	Monterey / San Luis Obispo	Measure H	\$4m	\$40/\$100k	61.9%	38.1% PASS
Winters Joint Unified School I	Yolo / Solano	Measure W	\$19m	\$49/\$100k	61.6%	38.4% PASS
Gonzales Unified School Distr	Monterey	Measure K	\$37m	\$60/\$100k	61.5%	38.5% PASS
Oceanside Unified School Dis	San Diego	Measure W	\$160m	\$30/\$100k	61.1%	38.9% PASS
Ojai Unified School District	Ventura	Measure K	\$45m	\$27/\$100k	61.0%	39.0% PASS
Stanislaus Union School Distr	Stanislaus	Measure Y	\$21.4m	\$30/\$100k	60.8%	39.2% PASS
Salinas Union High School Di	Monterey	Measure W	\$140m	\$30/\$100k	60.7%	39.3% PASS
Soledad Unified School Distric	Monterey	Measure N	\$13.75m	\$26/\$100k	60.6%	39.4% PASS
South Bay Union School Distri	Humboldt	Measure D	\$5m	\$30/\$100k	60.3%	39.7% PASS
Willits Unified School District	Mendocino	Measure I	\$17m	\$40/\$100k	60.0%	40.0% PASS

Local Revenue Measure Results November 2020

- 18 -

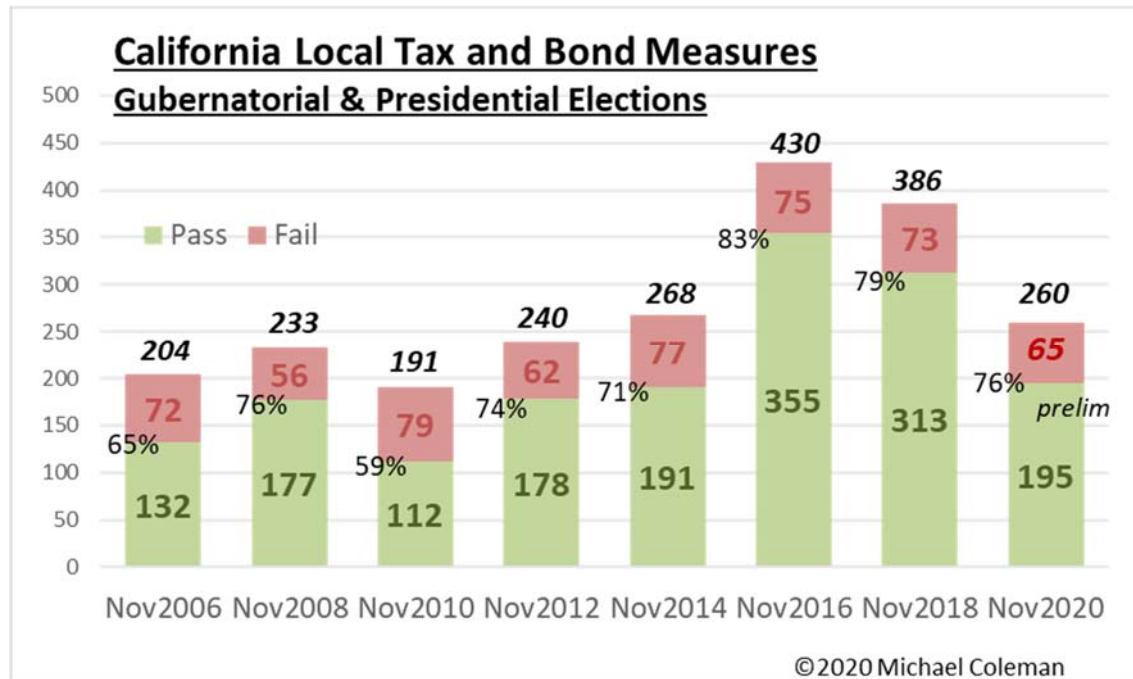
Preliminary November 11, 2020

School Bond Measures		<i>continued</i>				
School District	County	Measure	Bond Amount	Tax Rate	YES%	
Le Grand Union High School I	Merced	Measure S	\$6m	\$29/\$100k	60.0%	40.1% PASS
Aromas San Juan Unified School District	Monterey / San Benito / Santa Cruz	Measure O	\$30.5m	\$51/\$100k	59.8%	40.2% PASS
Central Unified School District	Fresno	Measure D	\$120m	\$60/\$100k	59.6%	40.4% PASS
Clovis Unified School District	Fresno	Measure A	\$335m	\$60/\$100k	59.4%	40.6% PASS
Newman-Crows Landing Unifi	Stanislaus	Measure X	\$25.8m	\$48/\$100k	58.7%	41.3% PASS
Gonzales Unified School Distri	Monterey	Measure J	\$24.5m	\$60/\$100k	58.2%	41.8% PASS
Washington Unified School D	Fresno	Measure K	\$46m	\$60/\$100k	58.0%	42.0% PASS
Sanger Unified School District	Fresno	Measure C	\$150m	\$60/\$100k	57.4%	42.6% PASS
Manteca Unified School Distri	San Joaquin	Measure A	\$260m	\$45/\$100k	57.2%	42.8% PASS
Citrus Community College	Los Angeles	Measure Y	\$298m	\$25/\$100k	57.4%	42.6% PASS
Duarte Unified School District	Los Angeles	Measure S	\$79m	\$50/\$100k	57.1%	42.9% PASS
Evergreen Elementary School	Santa Clara	Measure P	\$80m	\$30/\$100k	55.9%	44.1% PASS
Salida Union School District	Stanislaus	Measure U	\$9.24m	\$20/\$100k	55.4%	44.6% PASS
Waterford Unified School Dist	Stanislaus	Measure T	\$5.35m	\$30/\$100k	54.6%	45.5% FAIL
San Miguel Joint Union School District	Monterey / San Luis Obispo	Measure I	\$6.2m	\$30/\$100k	54.4%	45.6% FAIL
Atascadero Unified School Di	San Luis Obispo	Measure C	\$40m	\$50/\$100k	54.2%	45.8% FAIL
Esparto Unified School Distric	Yolo	Measure X	\$19.9m	\$60/\$100k	53.1%	46.9% FAIL
Cajon Valley Union High Scho	San Diego	Measure T	\$125m	\$13/\$100k	53.1%	46.9% FAIL
Scotts Valley Unified School I	Santa Cruz	Measure A	\$49m	\$32/\$100k	52.9%	47.2% FAIL
San Jose - Evergreen CCD	Santa Clara	Measure J	\$858m	\$17.5/\$100k	52.7%	47.3% FAIL
Cold Spring Elementary Schoo	Santa Barbara	Measure L	\$7.8m	\$13/\$100k	52.2%	47.8% FAIL
Romoland School District	Riverside	Measure P	\$39m	\$30/\$100k	51.8%	48.2% FAIL
Calaveras Unified School Disti	Calaveras	Measure H	\$32.8m	\$10/\$100k	50.3%	49.7% FAIL
Wasco Union School District	Kern	Measure H	\$16m	\$30/\$100k	48.5%	51.5% FAIL
Maricopa Unified School Disti	Kern	Measure F	\$14m	\$50/\$100k	47.2%	52.8% FAIL
Dehesa School District	San Diego	Measure U	\$3.1m	\$30/\$100k	36.7%	63.3% FAIL

Too close to call

Some Historical Context

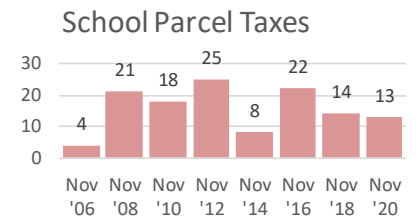
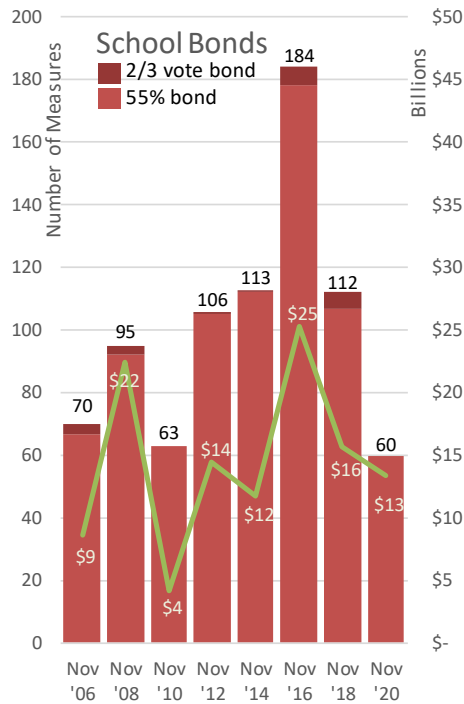
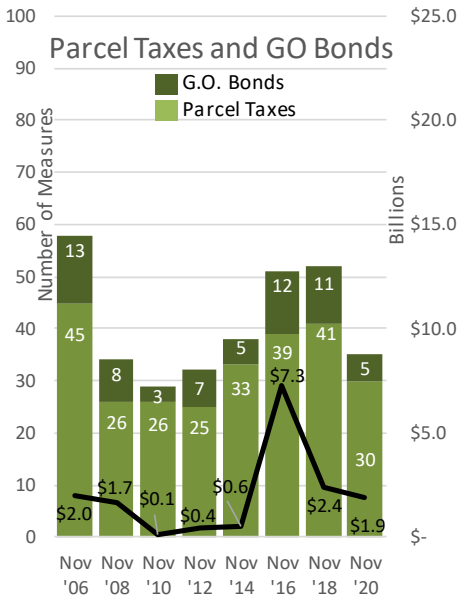
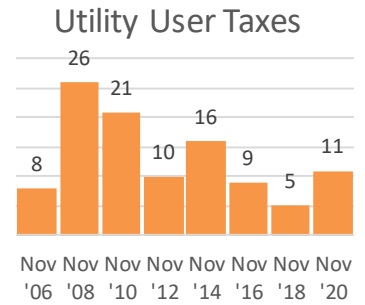
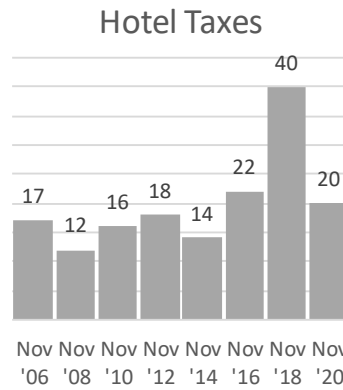
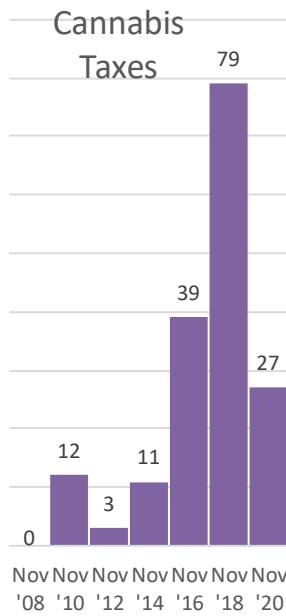
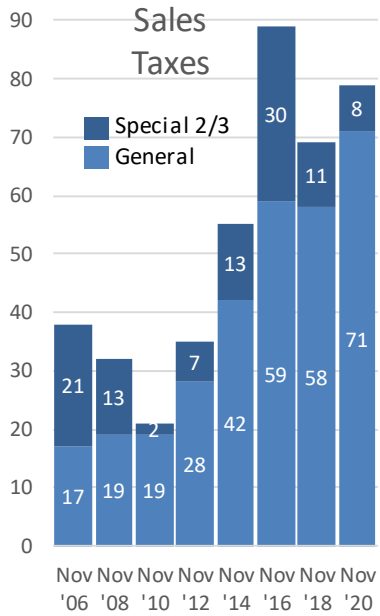
The volume and make-up of measures in this election is somewhat lower than the previous two presidential and gubernatorial general elections in 2018 and 2016, but comparable to years prior. The drop off in proposed measures is specific to certain types of measures: 1) those with higher vote thresholds, and 2) cannabis tax measures.



The 79 proposed sales tax measures is comparable to November 2018 (69) and November 2016 (89) and the 71 majority vote sales taxes is actually the highest of this type of tax proposal at any election, ever. Cannabis taxation has been hot for the last several years since legalization and the drop-off in those measures is essentially a function of this area of taxation and regulation running its course.

Other than cannabis tax measures, the most precipitous drop off in proposed measures from November 2016 and November 2018 is in school bonds. There are just 60 school bond measures this election, all 55 percent (i.e. no two-thirds vote school bond measures). This is about half as many as in 2018 and a third of the 184 proposed in 2016. It appears that school boards are anticipating that this election is a more difficult one for the more difficult to pass higher vote threshold measures.

Likewise, here are just 25 non-school parcel taxes and general obligation bonds on local ballots compared to 52 in November 2018 and 51 in November 2016.



Other measures of Note

- There were twelve measures to convert elected city clerk or treasurer positions to appointed (by city council or manager) and one initiative (in Dixon) to revert to an elected city clerk. Seven appear to have passed.
- Voters in Sacramento turned down a proposal to move to a “strong mayor” form of governance from their current “council-manager” form, common in all but the largest cities in California.
- Oxnard voters rejected an initiative measure to cede major new powers to that city’s elected city treasurer, even as they re-elected him. Oxnard voters appear to have narrowly approved a measure dictating that a previously approved general purpose sales tax be used for streets and roads or repealed.
- Dixon voters approved an initiative repeal of a water rate increase.
- Menifee voters appear to have rejected an initiative to repeal a recently approved sales tax increases. Voters in the San Bernardino County Fire Protection District appear to have turned down an initiative to repeal a recently enacted (two-thirds voter approved) parcel tax.
- Albany and Eureka approved ranked choice voting.

Appointed City Clerk / City Treasurer / etc.

<u>City</u>	<u>County</u>			<u>YES%</u>	<u>NO%</u>	
Sierra Madre	Los Angeles	Measure AC	appoint city clerk	67.5%	32.5%	PASS
Nevada City	Nevada	Measure L	appoint city clerk and city treasurer	65.6%	34.4%	PASS
Placerville	El Dorado	Measure R	appoint city treasurer	63.5%	36.5%	PASS
Coalinga	Fresno	Measure B	appoint city clerk	57.4%	42.7%	PASS
Yreka	Siskiyou	Measure E	appoint city clerk	55.6%	44.4%	PASS
Sonora	Tuolumne	Measure R	appoint city clerk	52.3%	47.7%	PASS
Sonora	Tuolumne	Measure S	appoint city treasurer	50.3%	49.7%	PASS
Suisun City	Solano	Measure R	appoint city clerk	47.1%	52.9%	FAIL
Plymouth	Amador	Measure D	appoint city treasurer	45.4%	54.6%	FAIL
Plymouth	Amador	Measure C	appoint city clerk	45.3%	54.7%	FAIL
Pittsburg	Contra Costa	Measure Q	appoint city clerk	36.9%	63.1%	FAIL
Brawley	Imperial	Measure S	appoint city clerk	34.7%	65.3%	FAIL

Tax and Fee Initiative to Repeal or Revise

<u>Agency Name</u>	<u>County</u>		<u>Rate</u>	<u>YES%</u>	<u>NO%</u>	
Dixon INIT	Solano	Measure S	repeal water rate increase	72.8%	27.2%	PASS
Oxnard INIT	Ventura	Measure N	use TrUT for streets or end	50.8%	49.2%	PASS
San Bernardino County Fire Protection	San Bernardino	Measure U	repeal tax	49.0%	51.0%	FAIL
Menifee INIT	Riverside	Measure M	repeal TrUT	36.5%	63.5%	FAIL

For more information: Michael Coleman 530-758-3952. coleman@muniwest.com



rev 11Nov 18:15