

Equitable Economic Recovery Task Force

August 26, 2020



Workforce
Development Board
Contra Costa County

Equity guides this work

The Equitable Economic Recovery Task Force is using Policy Link's definition to guide our work:

Equity Is...

Just and fair inclusion into a society in which all can participate, prosper, and reach their full potential.

Guiding principles

This work will be guided by data.

This Task Force will elevate the voices of those most impacted by the COVID-19 including low-income communities of color.

We will operate with transparency and this work is structured to encourage ongoing action by individuals, organizations and policy makers.

About the work

Meetings are twice/monthly through the end of 2020 and then will move to once/month through June 2021. The Task Force meetings are open to the public and recorded via Zoom. PPT presentations and recordings of meetings are available at: <https://www.ccpartnership.org/taskforce>

The Contra Costa Economic Partnership shares all resources for these meetings on a dedicated page on our website: <https://www.ccpartnership.org/task-force-resources>



What We Know

What We Know - California

Current Unemployment Statistics

14.9%

California Unemployment Rate in June 2020

1.52M

Claims Processed in May 2020

\$5.3B

Benefits Paid in May 2020

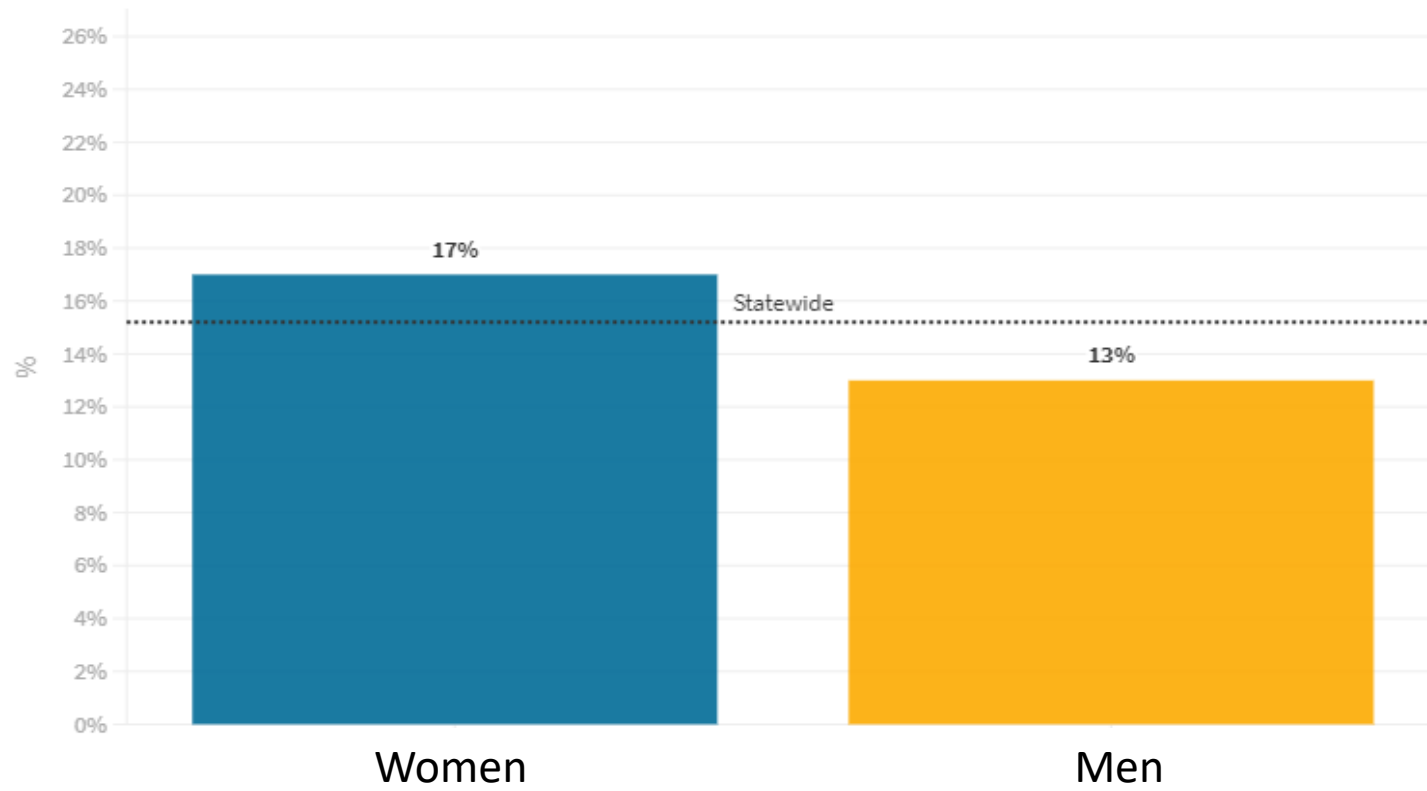
Nearly **7 million** first-time jobless claims have been filed in California during the roughly four months since state and local government agencies began to impose wide-ranging business shutdowns.

- East Bay Times, July 23, 2020

What We Know – California

Unequally unemployed - Gender

Percent of labor force receiving unemployment benefits

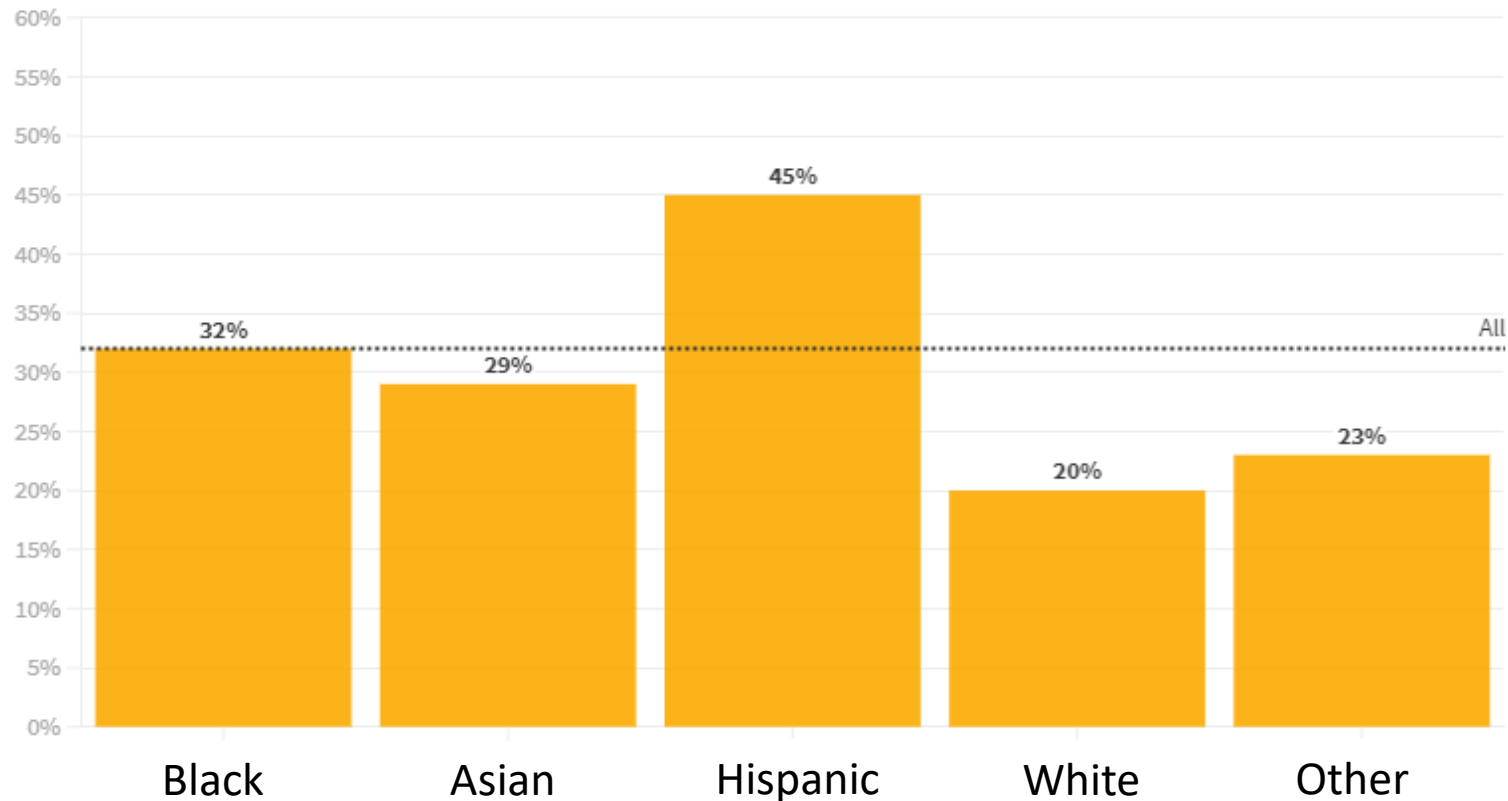


Source: [California Policy Lab](#) • Analysis of unemployment insurance claims in California during week ending June 6th

What We Know - California

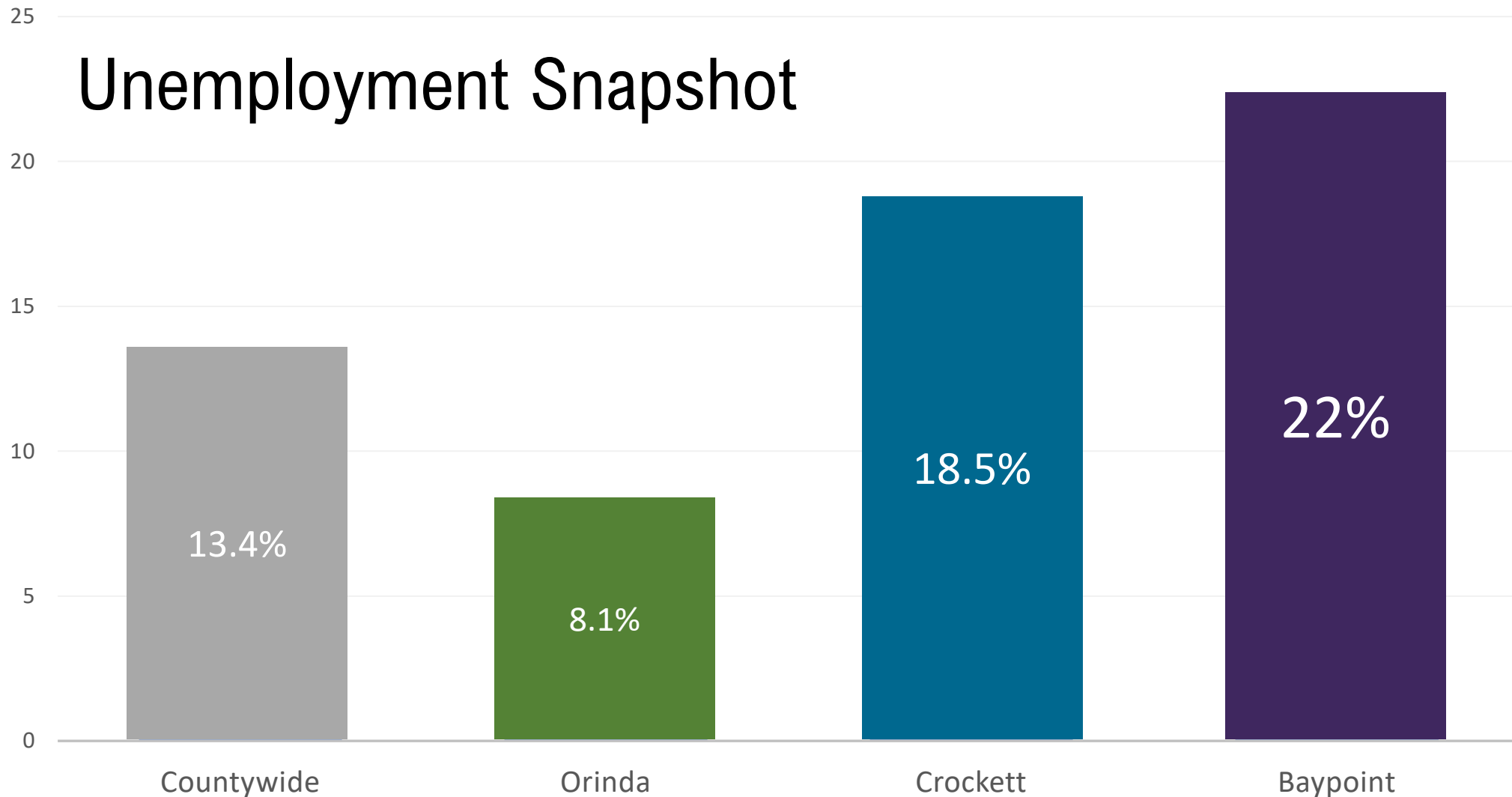
Unable to pay rent

Share of adults in households that have no or slight confidence they can pay their rent next month or have deferred payment



Source: [Urban Institute Analysis of Census Pulse Survey](#) • conducted during the week of June 18 – June 23

What We Know – Contra Costa County



What We Know – Contra Costa County

Renters who've lost their jobs and have no replacement income are especially vulnerable. With little to no savings, they face the risk of homelessness.

12,000

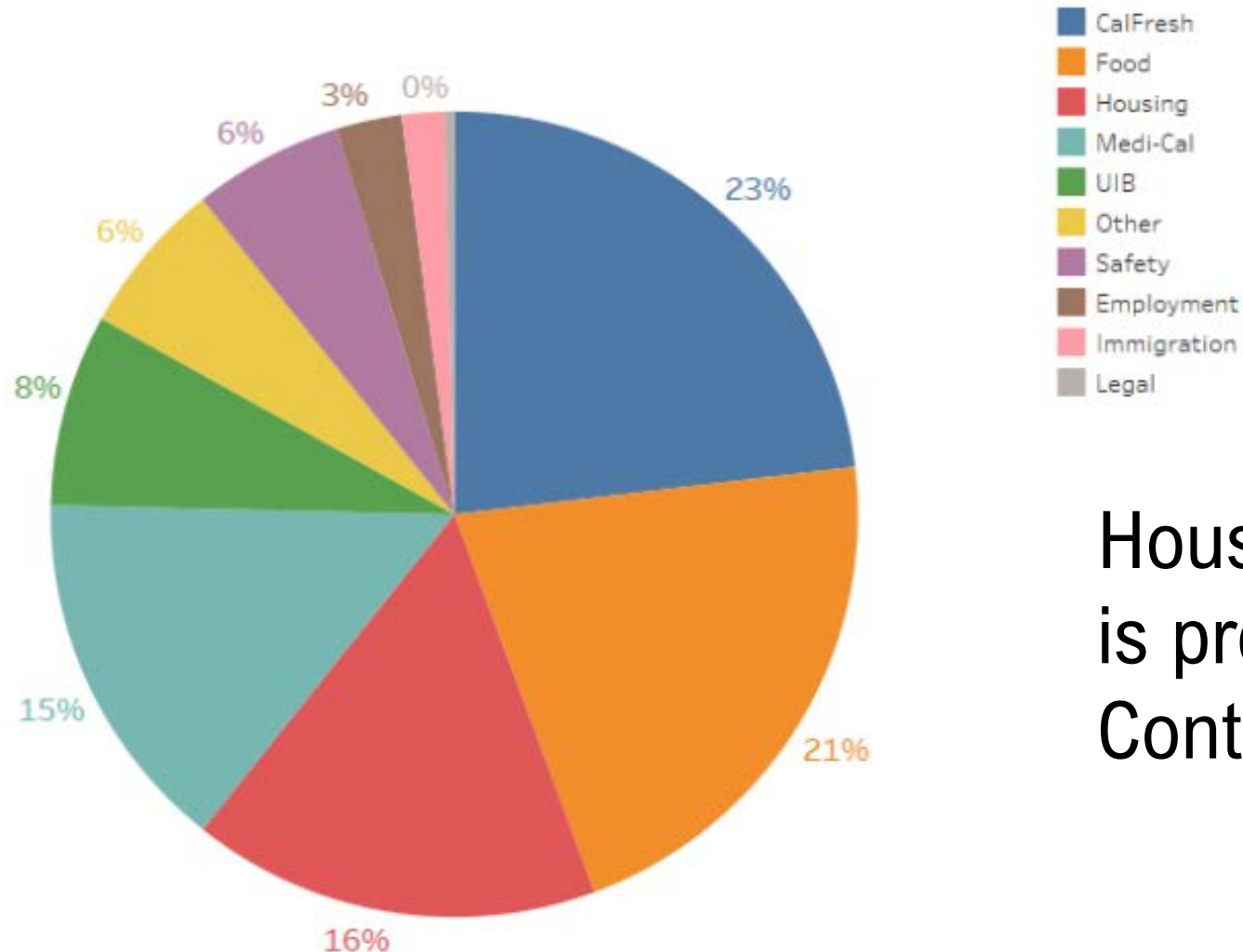
households at imminent risk of eviction,
including **10,400 children**

9,500

additional households at risk of eviction due
to income loss when the Federal Pandemic
Unemployment Compensation ends July 31

What We Know – Contra Costa County

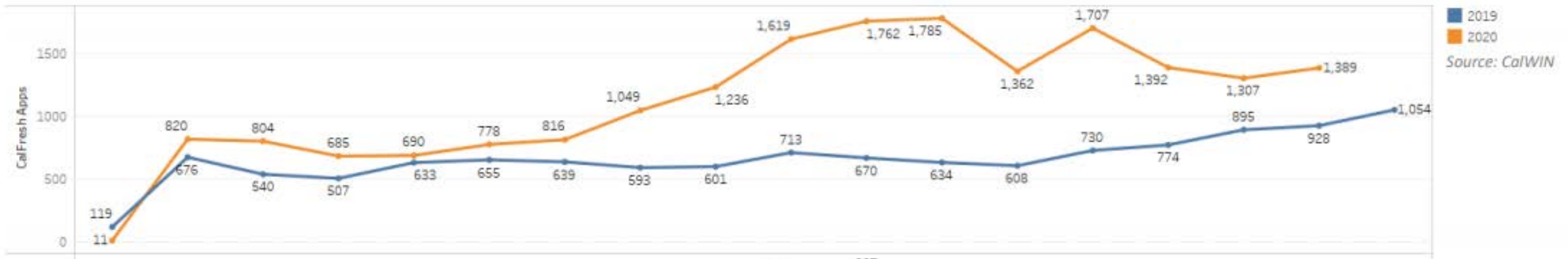
Top Services Provided by SSRRT



Household food insecurity is prevalent throughout Contra Costa County

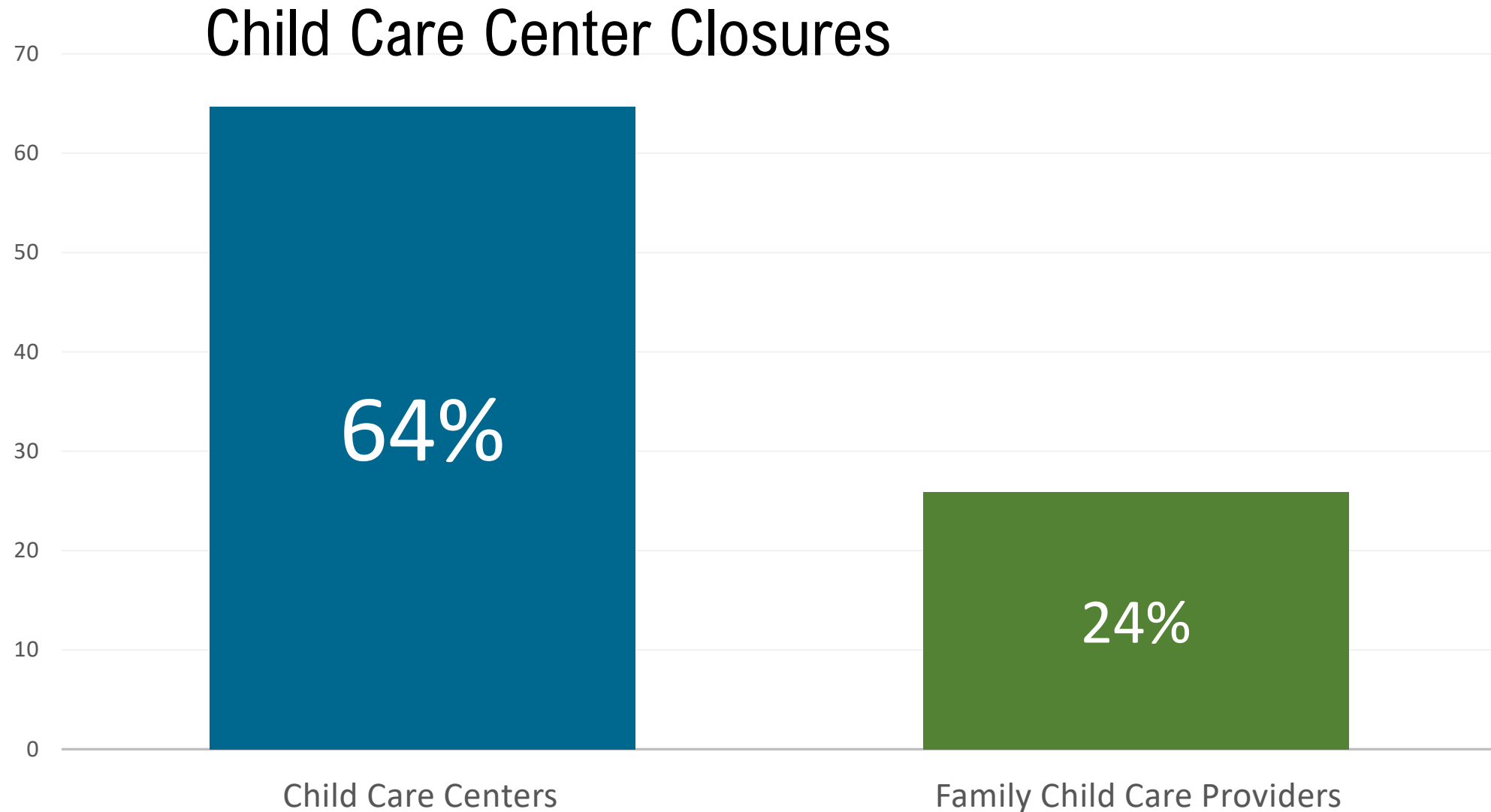
What We Know – Contra Costa County

CalFresh, CalWORKs, and Medi-Cal Applications
2019 to 2020 Comparison, February 1st Week (Week 5) to May 3rd Week (Week 22)



EHSD saw a substantial increase in CalFresh applications. In some weeks, applications increased by nearly **1000 per week**.

What We Know – Contra Costa County



What We Know – Contra Costa County

243 (69%) of the **355** CocoKids Child Care Centers are open at *half* of their capacities as of June 5, 2020

Each  = 71 Child Care Centers.



Child Care center
operating at 50%
capacity



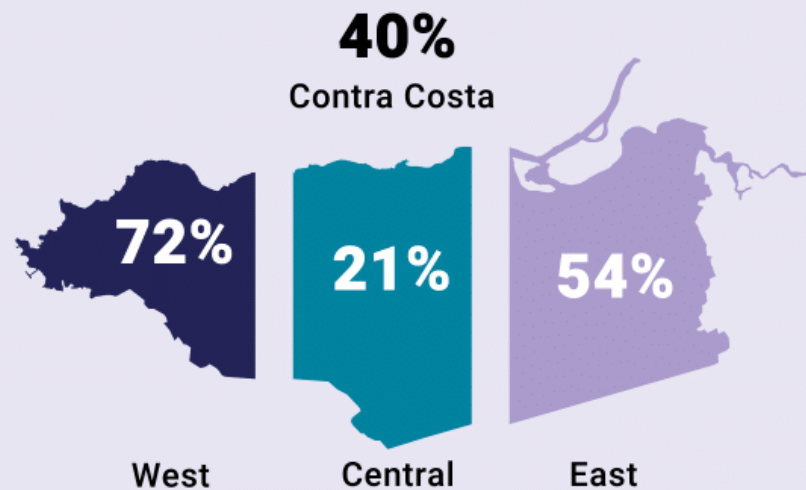
Child Care center not
operating due to closure

What We Know – Contra Costa County

Child poverty varies widely across the county.⁴

Low-income students

Students who are eligible for free & reduced-price meals, with family annual income under \$46,500.⁵



Without additional supports, poverty can limit kids' opportunities.⁶

Childhood poverty is linked to:



worse academic outcomes



food insecurity




toxic stress

Central Costa
County



Introduction
Background
Mission
Vision
Values
Partnership
Contact Us

Our Mission
Our Vision
Our Values
Our Partners
Our Contact



ccpartnership.org/close-the-gap



Our Mission
Our Vision
Our Values
Our Partners
Our Contact

Introduction
Background
Mission
Vision
Values
Partnership
Contact Us

Our Mission
Our Vision
Our Values
Our Partners
Our Contact



Our Mission
Our Vision
Our Values
Our Partners
Our Contact



Where We're Going – 3-part roadmap

Looking to what works

The Metropolitan Policy Program at the Brookings Institution has great models to guide equitable economic development.

To rebuild better, we, as local and regional leaders, must adopt a shared definition of a higher-quality, more equitable economy—embedded in quantifiable goals and metrics—that will inform our recovery strategies.

Organizing with a 3-part framework:

(1) retaining and growing jobs (2) source and develop diverse talent (3) support connected, vibrant and inclusive communities.

Potential for Growth

California's higher education institutions are not producing enough graduates to fully meet occupational demand.

After accounting for degrees conferred by the CSU and other California institutions, a recent report identifies large statewide gaps in supplying graduates in these fields.

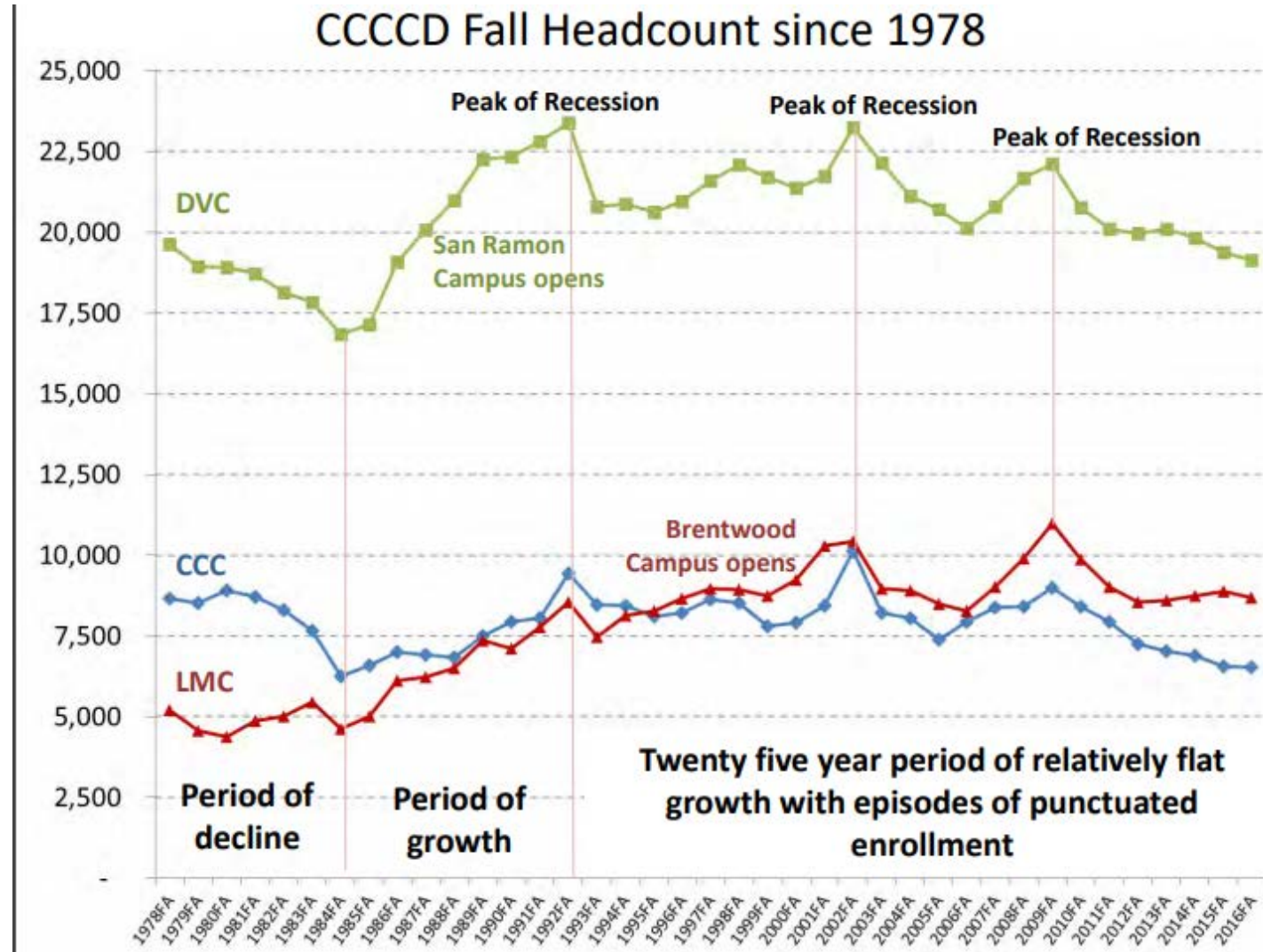
- Finance, accounting, human resources, and operations managers (35,900 // 41% of positions)
- Computer science and math workers (22,400 // 61% of positions)
- Pre K-12 school teachers (15,000 // 51% of positions)
- Health care workers (12,300 // 52% of positions)

Potential for Growth

Top 20 Occupations by Total Job Openings in the East Bay Region (2016-2026)

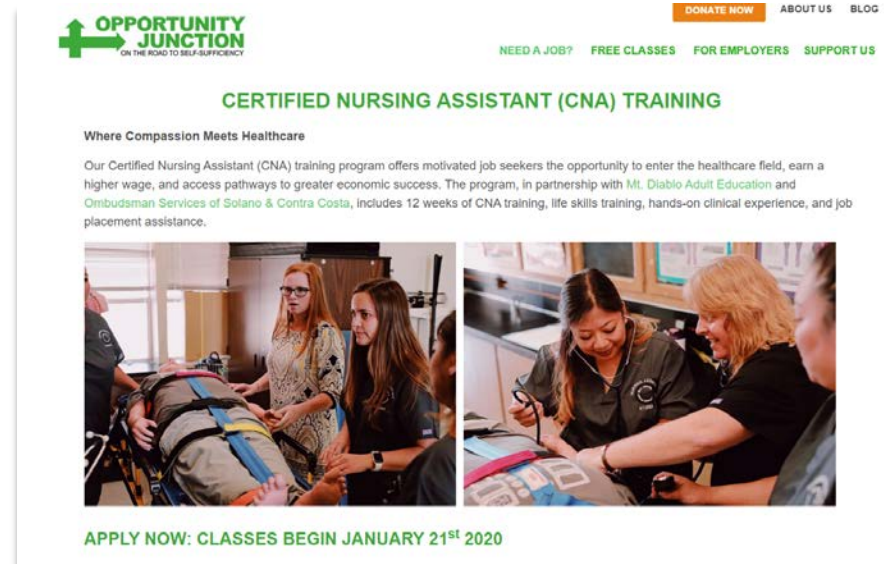
Standard Occupational Class (SOC)	Occupational Title	Median Annual Wage	Median Hourly Wage	Total Job Openings	Exits	Transfers	Change
11-1021	General and Operations Managers	\$129,001	\$62.02	19,276	4,255	12,243	2,778
29-1141	Registered Nurses	\$125,757	\$60.46	16,204	6,406	4,864	4,934
43-3031	Bookkeeping, Accounting, and Auditing Clerks	\$53,478	\$25.71	14,825	8,116	6,298	411
25-9041	Teacher Assistants	\$37,150	(2)	13,662	6,929	5,759	974
13-1199	Business Operations Specialists, All Other	\$80,181	\$38.55	12,982	4,000	7,356	1,626
15-1132	Software Developers, Applications	\$126,708	\$60.91	11,764	1,605	5,764	4,395
31-1014	Nursing Assistants	\$38,497	\$18.51	11,265	5,316	4,423	1,526
53-3032	Heavy and Tractor-Trailer Truck Drivers	\$50,481	\$24.26	10,355	3,848	5,702	805
13-2011	Accountants and Auditors	\$83,336	\$40.06	10,186	3,045	5,936	1,205
31-9092	Medical Assistants	\$41,549	\$19.97	8,959	2,843	3,977	2,139
25-2021	Elementary School Teachers, Except Special Education	\$80,325	(2)	8,794	3,633	4,076	1,085
13-1111	Management Analysts	\$101,590	\$48.84	8,684	2,845	4,578	1,261
13-1161	Market Research Analysts and Marketing Specialists	\$66,921	\$32.17	8,478	1,812	4,686	1,980
25-3098	Substitute Teachers	\$38,567	\$18.54	7,626	3,933	3,019	674
11-9199	Managers, All Other	\$146,133	\$70.26	7,606	2,521	3,910	1,175
27-2022	Coaches and Scouts	\$39,545	(2)	7,204	2,791	3,772	641
25-3097	Teachers and Instructors, All Other, Except Substitute Teachers	\$43,753	(2)	6,877	3,196	2,453	1,228
25-2031	Secondary School Teachers, Except Special and Career/Technical Education	\$82,330	(2)	6,514	2,563	3,122	829
15-1133	Software Developers, Systems Software	\$132,532	\$63.72	5,982	956	3,433	1,593
11-3031	Financial Managers	\$155,826	\$74.91	5,900	1,427	3,071	1,402

Thinking About the "How"?



Thinking About the “How”?

There are investments being made throughout Contra Costa County in our future workforce



OPPORTUNITY JUNCTION
ON THE ROAD TO SELF-SUFFICIENCY


DONATE NOW ABOUT US BLOG

NEED A JOB? FREE CLASSES FOR EMPLOYERS SUPPORT US

CERTIFIED NURSING ASSISTANT (CNA) TRAINING

Where Compassion Meets Healthcare

Our Certified Nursing Assistant (CNA) training program offers motivated job seekers the opportunity to enter the healthcare field, earn a higher wage, and access pathways to greater economic success. The program, in partnership with [Mt. Diablo Adult Education](#) and [Ombudsman Services of Solano & Contra Costa](#), includes 12 weeks of CNA training, life skills training, hands-on clinical experience, and job placement assistance.



APPLY NOW: CLASSES BEGIN JANUARY 21ST 2020



LOS MEDANOS COLLEGE

InSite Canvas Library Directory Topics

ACADEMICS ADMISSIONS & AID RESOURCES NEWS ABOUT LMC

Nursing

Home / Nursing / Registered Nursing

Registered Nursing

The Associate Degree Program in Nursing (or the RN Program) requires two academic years beyond completion of prerequisite courses. It is designed to prepare qualified graduates to practice nursing in entry-level positions. The focus is on learning healthcare needs of all ages in medical, surgical, obstetric, pediatric and psychiatric settings. In addition to classroom theory and skills practice in campus laboratory, clinical experience is provided in a variety of medical centers and health care agencies in the Bay Area.



- Nursing Home
- Vocational Nursing
- Registered Nursing
- LVN to RN
- ADN to BSN Program
- Nursing Applicant Handbook
- Contact Us



YGNACIO VALLEY HIGH SCHOOL

HOME STAFF PARENTS AND COMMUNITY ACADEMICS STUDENT LIFE ATHLETICS COUNSELING, COLLEGE AND CAREER

Home / ACADEMICS / Health Academy

Health Academy

Ygnacio Valley Health Science Academy
Information Sheet

What is an Academy program?

The Health Science Academy at Ygnacio Valley High School is a rigorous academic program that integrates academics and health career-themed experiences, which connect school to students' futures.

HEALTH ACADEMY TEACHERS

- ACADEMICS
- Performing Arts
- Health Academy
- International Baccalaureate
- Library
- EDUCATION ACADEMY

Birmingham Service Corps

Learn more at

bhamstrong.com/bhamservicecorps





CCCEP

CONTRA COSTA ECONOMIC PARTNERSHIP

Kristin Connelly / kristin@ccpartnership.org

Lindy Lavender / lindy@ccpartnership.org