

CALeVIP and MCE



Agenda

1. Intro
2. Market Primer
3. CALeVIP Program
4. Options for MCE and our Member Communities

Intro



CEC's CALeVIP addresses regional needs for EV charging infrastructure to meet the State's 2025 goals by providing \$30M/yr in grants & creating a community of practitioners to learn from each other.

Market Primer



Veloz is an EV trade & marketing group with public, private, & non-profit representation

EV Charging Levels & Use Case

KNOW YOUR EV CHARGING STATIONS

AC Level One



VOLTAGE

120v 1-Phase AC

AMPS

12–16 Amps

CHARGING LOADS

1.4 to 1.9 kW

CHARGE TIME FOR VEHICLE

3–5 Miles of Range Per Hour

AC Level Two



VOLTAGE

208V or 240V 1-Phase AC

AMPS

12–80 Amps (Typ. 32 Amps)

CHARGING LOADS

2.5 to 19.2 kW (Typ. 7 kW)

CHARGE TIME FOR VEHICLE

10–20 Miles of Range Per Hour

DC Fast Charge



VOLTAGE

208V or 480V 3-Phase AC

AMPS

<125 Amps (Typ. 60 Amps)

CHARGING LOADS

<90 kW (Typ. 50 kW)

CHARGE TIME FOR VEHICLE

80% Charge in 20–30 Minutes

Barriers to EV Adoption still exist

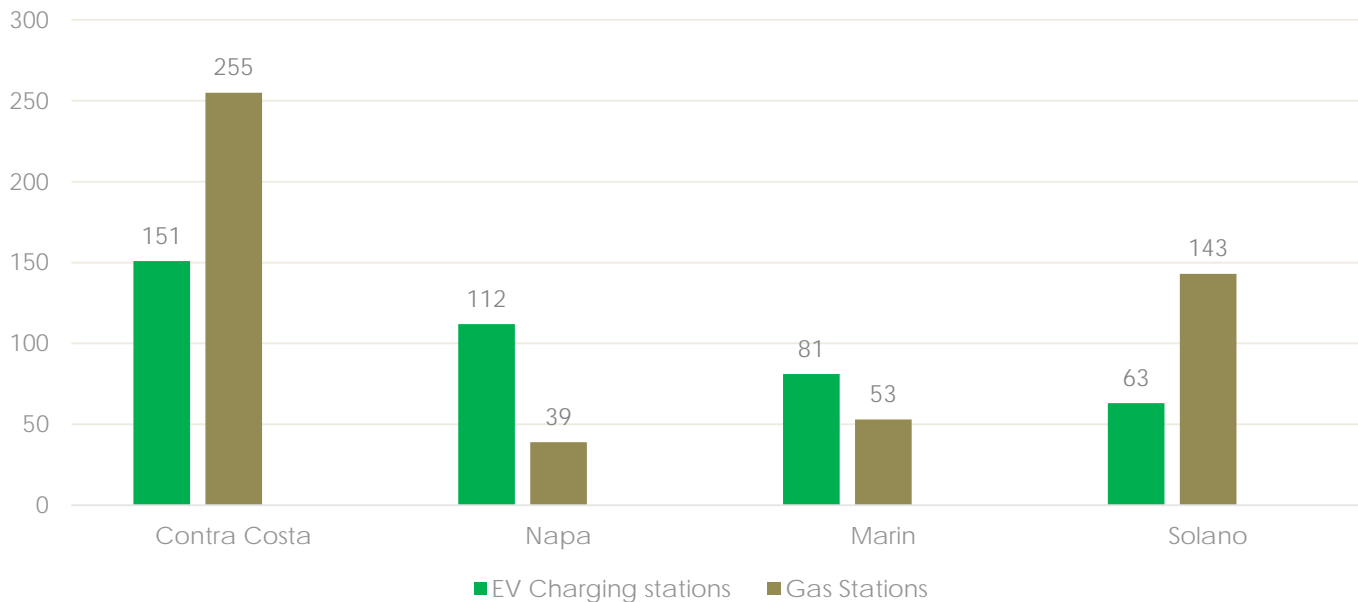
1. Too Expensive – 51%
2. Unable to charge away from home – 48%
3. Unable to charge at home – 30%
4. Technology is not dependable – 28%
5. Not available in vehicle segment – 24%
6. Poor performance – 24%
7. Other – 17%

Barriers to EV Adoption still exist

1. Too Expensive – 51%
- 2. Unable to charge away from home – 48%**
- 3. Unable to charge at home – 30%**
4. Technology is not dependable – 28%
5. Not available in vehicle segment – 24%
6. Poor performance – 24%
7. Other – 17%

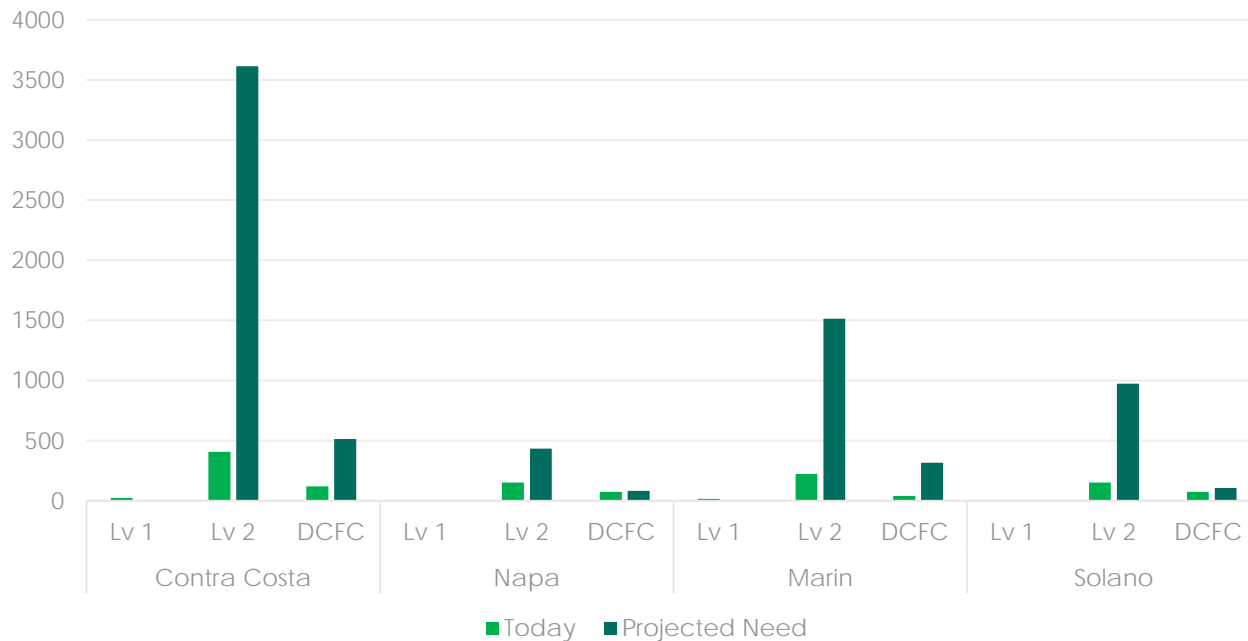
Access to EV Charging

Current Availability of EV Charging compared to Gas



Mind the Gap, Close the Gap

EV Ports Today v. Projected Need by 2025



CALeVIP

- \$30M for Program Year 2021
- 3-4 Proposals will be accepted for 2021
- “non-competitive”
- 3 variables in selection:
 - EVI-Pro Analysis (50%)
 - Partnerships & Funding Match (25%)
 - AB1236 Compliance (25%)

Timeline

1. November 2019: Partners Identified
2. Feb 14, 2020: Letter of Intent (LOI) signed w/ non-binding funding commitments
3. March 27, 2020: Project Customization Due
4. May 8, 2020: SOW, Budget, & Contract finalized
5. June 2020: CEC selects 2021 Projects
6. August 2020: Public Workshop & Comment Period starts
7. December 2020: Project Launch

Program Benefits

- Match funding, at least 1:1
- Incentives cover wide range of customer costs
- Bucket funds: CCA customers, Counties
- Designated Implementer
- Customer friendly user experience
- Up to 7% of funds → outreach & education

CALeVIP v. MCEv Charging

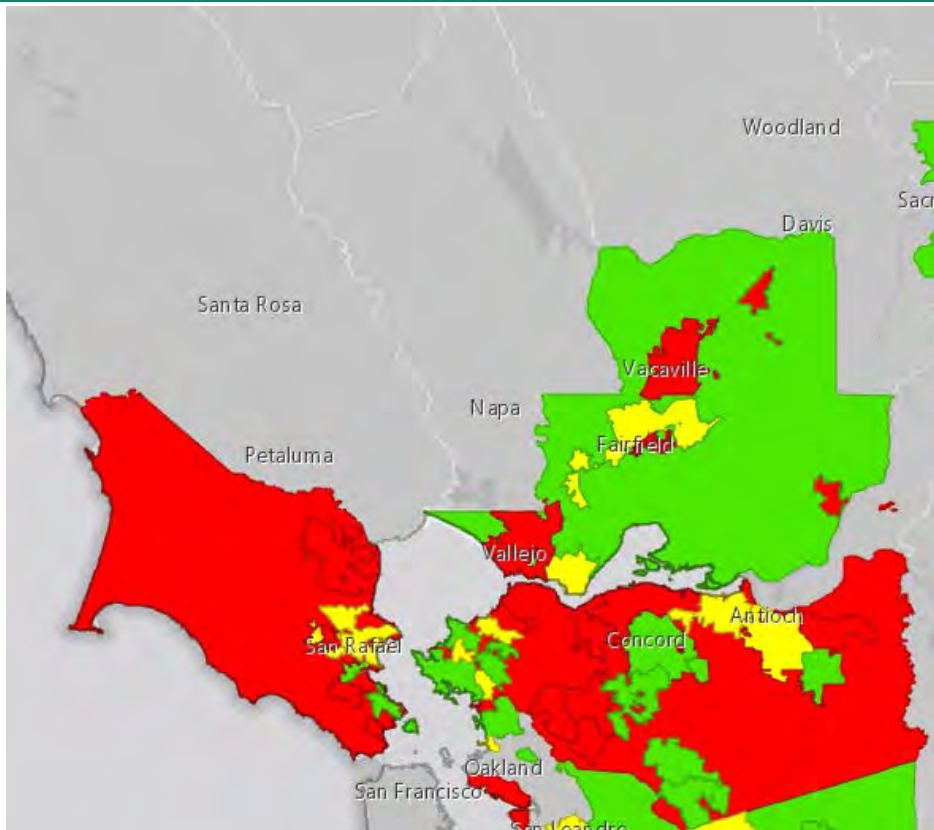
Program	Level 2	DCFC	Implementer
CALeVIP	Yes – up to \$5K	Yes – up to \$55K	CSE
MCEv Charging	Yes – up to \$3K	No	MCE

To date, MCE customer's average cost/per Level 2 port: \$5,738. MCE rebate covers ~47% of project costs.

CCAs Committed to CALeVIP

CCA	Launch Date	CCA Funding	CALeVIP	Length of Term
MBCP	Oct '19	\$3M	\$4M	3 years
SCP	Oct '20	\$1.5M	\$5.1M	3 years
PCE	May '20	\$12M	\$12M	3 years
SVCE	May '20	\$12M		3 years
SJCE	May '20	\$4M	\$10M	3 years

AB 1236 Compliance



Red= hasn't passed an ordinance

Yellow= passed an ordinance, but not implemented

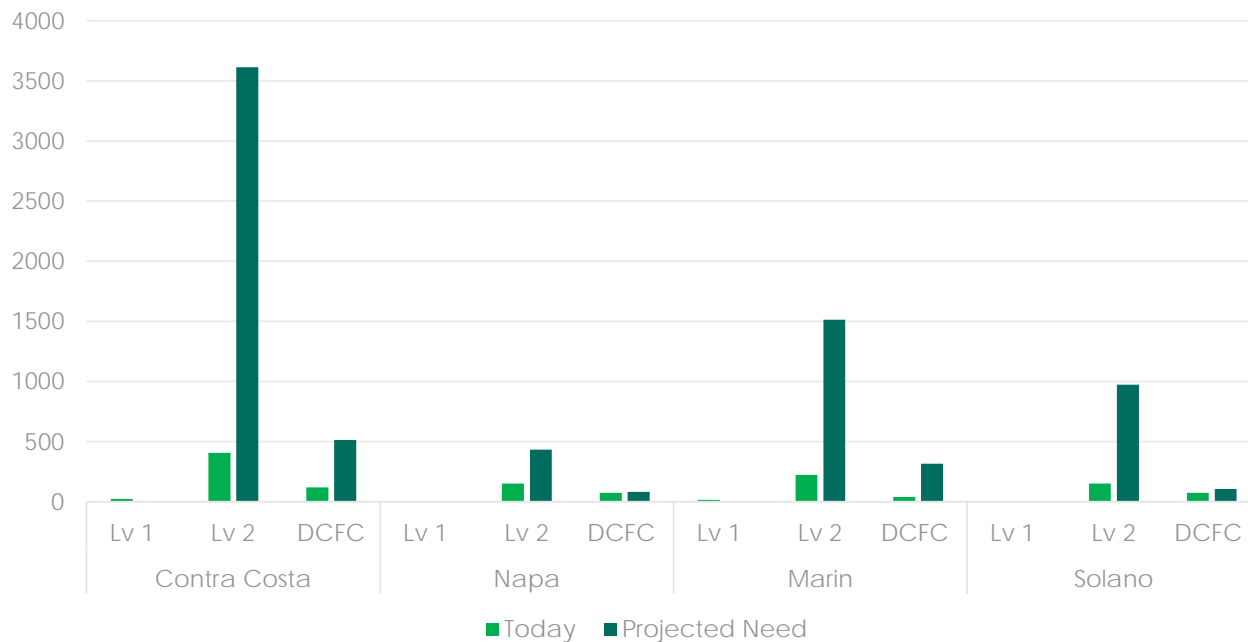
Green= fully compliant

Partnerships & Commitments

Partner	Engaged	LOI Support	Funding Support
BAAQMD	Yes	Yes	(in kind)
MTC	Yes	Yes	(in kind)
TAM	Yes	Yes	Yes - Verbal
County of Marin	Yes	Yes	Tbd
CCTA	Yes	Yes	Yes - Verbal
Contra Costa County	Yes	Yes	Yes - Verbal
NVTA	Yes	Yes	Tbd
Napa County	Yes	Yes	Tbd
SCTA	Yes	Yes	Tbd
Solano County	Scheduled	--	--

Mind the Gap, Close the Gap

EV Ports Today v. Projected Need by 2025



CALeVIP and MCE + 4 Counties

	Fully Fund the L2 Gap	Fully Fund DCFC Gap
Contra Costa	\$15M	\$13.3M
Marin	\$6.4M	\$14.6M
Solano	\$3.8M	n/a
Napa	\$1.5M	n/a

CALeVIP and MCE + 4 Counties

	Fully Fund the L2 Gap	Fully Fund DCFC Gap	Fund 50% of L2	Fund 30% of DCFC	Total CALeVIP Project
Contra Costa	\$15M	\$13.3M	\$7.5M	\$4M	\$11.5M
Marin	\$6.4M	\$14.6M	\$3.2M	\$4.4M	\$7.6M
Solano	\$3.8M	n/a	\$1.9M	n/a	\$1.9M
Napa	\$1.5M	n/a	\$750K	n/a	\$750K

CALeVIP and MCE + 4 Counties

	Fund 50% of L2	Fund 30% of DCFC	Total CALeVIP Project	Expected Match from Partners
Contra Costa	\$7.5M	\$4M	\$11.5M	~\$5.75M
Marin	\$3.2M	\$4.4M	\$7.6M	~\$3.8M
Solano	\$1.9M	n/a	\$1.9M	~\$1M
Napa	\$750K	n/a	\$750K	~\$375K

Total Expected Match:

\$10.9M

Next Steps

- Submit a LOI that covers MCE's entire service area for a 4-year period
- MCE's non-binding commitment: \$1,375,000/year or \$5.5M total.
- Partners contribute the other \$5.4M
- Secondary option enclosed in LOI: CALeVIP match for Contra Costa County & Napa County + self-funded (at a lower amount) by MCE for Marin and Solano Counties

Thank You!

Brett Wiley, Customer Programs Manager



My community.
My choice.