

*Contra Costa County
Agricultural Crop Report
2018
2020 Calendar*




Table of Contents

Cover

Tom & Sue Retirement

Agricultural Commissioner and Sealer's Letter

2019 Calendar: November - December

January: **Leading Crops - Mission Statement**

February: **Production Summary**

March: **Nursery Production**

April: **Fruit & Nut Crops**

May: **U Pick**

June: **Pest Detection/ Pest Management**

July: **Certified Farmers' Markets**

August: **Livestock & Livestock Products**

September: **Canine Teams & Pest Exclusion**

October: **Vegetable & Seed Crops**

November: **Field Crops**

December: **Weights & Measures**

Back Cover

Staff

Agricultural Commissioner / Sealer of Weights & Measures

Scott Paulsen

Assistant Agricultural Commissioner / Sealer

Matt Slattengren

Deputy Agricultural Commissioners/ Sealers

Gil Rocha, Beth Slate, Larry Yost

Agricultural Biologists

Simone Ackermann, Karen Adler, Keri Brumfield, Ralph Fonseca, Ivan Godwyn, David Hallinan, Omar Luna, Abdoulaye Niang, Lucas Pattie, Wil Schaub, Cecilie Siegel, Greg Spurlock, Jorge Vargas, Janessa Weingand

Weights & Measures Inspectors

Gabriel Adebote, Patrick Bowen, Christine Buelna, Ngozi Egbuna, Harmeet Gill, Chris Michaels

Agricultural & Standards Aides

Karin Linnen, Shannon Smith

Administrative Support

Roxann Crosby, Stephanna Hidalgo

Information Technology Support

Susan Wright

Pest Detection, Pest Management & Glassy-winged Sharpshooter Staff

Ana De Abreu, Danilo Angcla, Barry Dagenbach, Warren Kawamoto, John Luzar, Rick Mata, Linda Mazur, Kerry Motts, Connor Nitsos, Eldren Prieto, Sarah Ratto, Daniel Sinz, Lindsay Skidmore, Tom Wright, Oscar Zaldua

Pest Quarantine Detector Canines

Conan & Major

Contra Costa County

Department of Agriculture / Weights & Measures

2380 Bisso Lane Suite A, Concord, CA 94520 Tel: (925) 608-6600

<http://www.co.contra-costa.ca.us/1542/Agriculture-Weights-Measures>

email: AgCommissioner@ag.cccounty.us

Tom & Sue Wright

Tom and Sue Wright retired at the end of 2018.

Sue worked for Contra Costa Department of Information Technology serving the Department of Agriculture for 20 years.

Tom worked for the Contra Costa Department of Agriculture as a Glassy Winged Sharpshooter Inspector for 8 years.

They plan to travel more and visit family in retirement. Tom is submitting his jams, jellies, preserves and spices for competition in local county fairs.

He also teaches classes on how to make his award winning preserves. Sue is right beside Tom keeping track of all the blue ribbons and best of shows. Sue also does quite a bit of volunteer work.



November 2019

Sunday	Monday	Tuesday	Wednesday	Thursday	Friday	Saturday
					1	2
3	4	5	6	7	8	9
10	11 Veteran's Day Offices Closed	12	13	14	15	16
17	18	19	20	21	22	23
24	25	26	27	28 Thanksgiving Offices Closed	29 Offices Closed	30

December 2019

Sunday	Monday	Tuesday	Wednesday	Thursday	Friday	Saturday
1	2	3	4 Grower Continuing Education Meeting	5	6	7 Grower Continuing Education Meeting
8	9	10	11	12	13	14
15	16	17	18	19	20	21
22	23	24 Christmas Eve	25 Christmas Day Offices Closed	26	27	28
29	30	31 New Year's Eve				

Agricultural Commissioner and Sealer's Letter

Karen Ross, Secretary
California Department of Food and Agriculture and
The Honorable Board of Supervisors of Contra Costa County

Contra
Costa
County

I am pleased to submit the 2018 Agricultural Crop & Livestock Report for Contra Costa County in accordance with the provisions of Section 2272 and 2279 of the California Food and Agricultural Code.

The total gross value of agricultural crops in 2018 was \$108,556,338 which is a decrease of \$11,884,662 or 10% from 2017. In general, demand and prices have remained strong for agricultural crops in Contra Costa County.

Crop values vary from year to year due to factors such as production, weather, and market conditions. Some notable changes include a 62% increase in the value of field crops and a decrease of 27% of vegetable and seed crop values. Due to a decrease in the total number of head and therefore a decrease in total live weight, livestock and livestock product values decreased in production values about \$2,800,000. Approximately 2.5% or 4,861 acres of the total cultivated acreage was farmed organically on 15 farms.

Twelve crop categories exceeded one million dollars in value this year. These categories in decreasing order include cattle and calves, sweet corn, tomatoes, grapes, cherries, miscellaneous vegetable crops, miscellaneous field crops, rangeland, alfalfa hay, irrigated pasture, peaches and walnuts.

It should be emphasized that the values stated in this report are gross receipts and do not include the cost of production, transportation, or marketing of the products. The economic benefit of agricultural production is generally thought to be about three times the gross production value.

In other notable news for our department, we relocated our main office down the street to 2380 Bisso Lane Suite A in Concord. We now share a building with University of California Cooperative Extension Farm Advisor, including the Contra Costa Master Gardeners.

I truly appreciate the agricultural producers, farmers, ranchers and organizations that shared information and supported our efforts in completing this report. Special recognition goes to all of the staff who assisted in compiling this information to make this report possible.

Respectfully Submitted,



Matt Slattengren
Agricultural Commissioner
Director of Weights and Measures



Mission Statement

The Contra Costa County Department of Agriculture, under the direction of the California Department of Food and Agriculture, Department of Pesticide Regulation, and Division of Measurement Standards, is responsible for conducting regulatory and service activities pertaining to the agricultural industry and the consumers of our County. The primary goal of this office is to promote and protect agriculture while safeguarding the public and the environment. Our work as County Weights and Measures officials in the community ensures a safe place to live and a fair marketplace for trade.

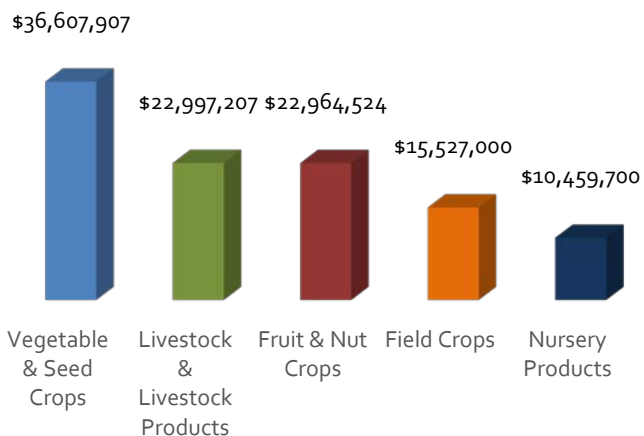


January 2020

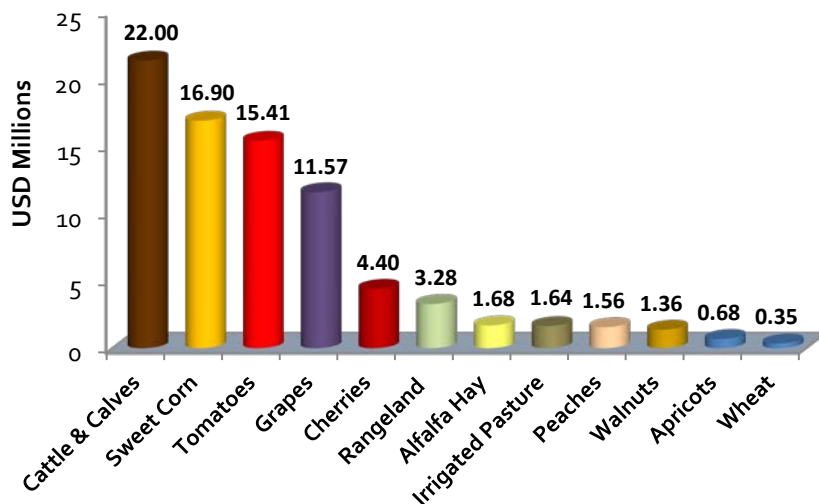
Sunday	Monday	Tuesday	Wednesday	Thursday	Friday	Saturday
			1 Offices Closed New Year's Day	2	3	4
5	6	7	8	9	10	11
12	13	14	15	16	17	18
19	20 Offices Closed Martin Luther King Jr. Day	21	22	23	24	25
26	27	28	29	30	31	



Gross Production Values by Category



Leading Crops






February 2020

Sunday	Monday	Tuesday	Wednesday	Thursday	Friday	Saturday
						1
2 Groundhog Day Super Bowl	3	4	5	6	7	8
9	10	11	12 Lincoln's Birthday	13	14 Valentine's Day	15
16	17 Washington's Birthday President's Day Offices Closed	18	19	20	21	22
23	24	25	26	27	28	29 Leap Year

Production Summary

Category	Gross Value		Change in Gross Value	Total Cultivated Acreage		Change in Acreage	Ranking	
	2018	2017	%	2018	2017	%	2018	2017
Vegetable & Seed Crops	\$36,607,000	\$50,434,000	-27	7,224	9,161	-21	1	1
Livestock & Livestock Products	\$22,997,000	\$25,877,000	-11	n/a	n/a	n/a	2	2
Fruit & Nut Crops	\$22,964,000	\$25,841,000	-11	4,250	4,234	4	3	3
Field Crops	\$15,527,000	\$9,572,000	62	175,557	185,993	-6	4	4
Nursery Products	\$10,459,000	\$8,717,000	20	24	23	5	5	5
Total	\$108,556,000	\$120,441,000	-10	---	---	---	---	---





March 2020

Sunday	Monday	Tuesday	Wednesday	Thursday	Friday	Saturday
1	2	3	4	5	6	7
8	9	10	11	12	13	14
Daylight Savings Begins						
15	16	17	18	19	20	21
		St. Patrick's Day			Spring Equinox	
22	23	24	25	26	27	28
29	30	31				
		Caesar Chavez Day				



Nursery Production

Commodity	Year	Greenhouse Production	Field Production	Total Value ¹
Nursery Products ²	2018	57,800 sq. ft.	24.8 acres	\$10,460,000
	2017	49,300 sq. ft.	23.0 acres	\$8,717,000
Total	2018	57,800 sq. ft.	24.8 acres	\$10,460,000
	2017	49,300 sq. ft.	23.0 acres	\$8,717,000

¹Values represent rounded estimates based on data collected from producers, experts and literature.

²Includes Bedding Plants, Christmas Trees, Ground Covers, Propagative Materials, Ornamental Trees & Shrubs, Fruit Trees, Cut Flowers.



April 2020

Sunday	Monday	Tuesday	Wednesday	Thursday	Friday	Saturday
			1 April Fool's Day	2	3	4
5	6	7	8	9	10	11
12	13	14	15 Tax Day	16	17	18
Easter 19	20	21	22 Earth Day Administrative Professionals Day	23	24	25
26	27	28	29	30		

Fruit & Nut Crops

Crop	Year	Harvested Acreage	Production Per Acre	Harvested Tons	Value Per Ton	Total Value ¹
Apricots	2018	75	2.58 tons	193	\$3,539	\$683,000
	2017	125	2.85 tons	356	\$3,206	\$1,141,000
Cherries	2018	880	.94 tons	823	\$5,320	\$4,380,000
	2017	566	2.99 tons	1,690	\$3,591	\$6,069,000
Grapes	2018	2,437	5.30 tons	12,900	\$897	\$11,582,000
	2017	2,545	5.05 tons	12,900	\$924	\$11,920,000
Nectarines	2018	25	4.28 tons	107	\$3,143	\$336,000
	2017	27	5.28 tons	143	\$2,835	\$405,000
Olives	2018	151	2.45 tons	370	\$860	\$318,000
	2017	174	2.50 tons	435	\$885	\$385,000
Peaches	2018	111	4.70 tons	522	\$2,978	\$1,554,000
	2017	101	4.57 tons	463	\$2,652	\$1,228,000
Plums & Pluots	2018	35	5.66 tons	198	\$2,644	\$524,000
	2017	42	4.92 tons	207	\$2,326	\$481,000
Walnuts	2018	451	1.95 tons	878	\$1,552	\$1,363,000
	2017	474	1.93 tons	915	\$2,610	\$2,388,000
Miscellaneous ²	2018	242	various	Various	Various	\$2,214,000
	2017	184				\$1,860,000
Total	2018	4,497				\$22,954,000
	2017	4,238				\$25,877,000


¹ Values represent rounded estimates based on data collected from producers, experts, and the literature.

² Includes almonds, apples, apricots, Asian pears, berries, citrus, figs, melons, pears, pecans, persimmons, pistachios, prunes, pomegranates, quinces and strawberries.





May 2020

Sunday	Monday	Tuesday	Wednesday	Thursday	Friday	Saturday	
					1 May Day	2	
3	4	5 Cinco de Mayo	6	7	8	9	
10 Mother's Day	11	12	13	14	15	16 Armed Forces Day	
17	18	19	20	21	22	23	
24	25 Offices Closed Memorial Day	26	27	28	29	30	
31						http://harvest4you.com	

Harvest Time is a Non-Profit Organization that is dedicated to educating the general public about farming and its products, while improving Agri-tourism education in East Contra Costa County. Each year an educational farm trail map, that directs people to more than 40 growers who sell direct to the customer, is produced and distributed. Whether the customer prefers picked produce, or enjoys picking their own, fresh delicious fruits and vegetables as well as nuts are waiting for them. Customers will find that there are educational programs, wine, pies, gift baskets, gourmet treats, Alpaca clothing and nursery stock to explore.

History of Harvest Time U-Pick:

In the early 1970's East Contra Costa farmers decided to create a co-op where they didn't lose their individuality, but were able to do something more than sell product to producers. This idea came about after a couple of lean years with unusually low farm prices. The farmers met with the Contra Costa Farm Bureau to bring their idea to fruition.

Farm Fresh Present Day:

Harvest Time welcomes visitors from around the world to visit Brentwood, California's bountiful agricultural region to celebrate Harvest Time and explore our agricultural heritage. Generating over 180,000 visitors each year with the majority during Memorial Day Weekend's harvest of cherries. It has become a family tradition for some customers. Harvest Time offers an abundance of information and opportunity to visitors and those local businesses who welcome them to our agricultural core and growing economy. Currently more than 45 members offer numerous items produced on over 900 acres. The U-Pick or Pre-Picked stands are seasonal; however, some members offer products year round. Visit the links above or stop into our office for a free map.

Share your harvest pictures with us at agcommissioner@ag.cccounty.us

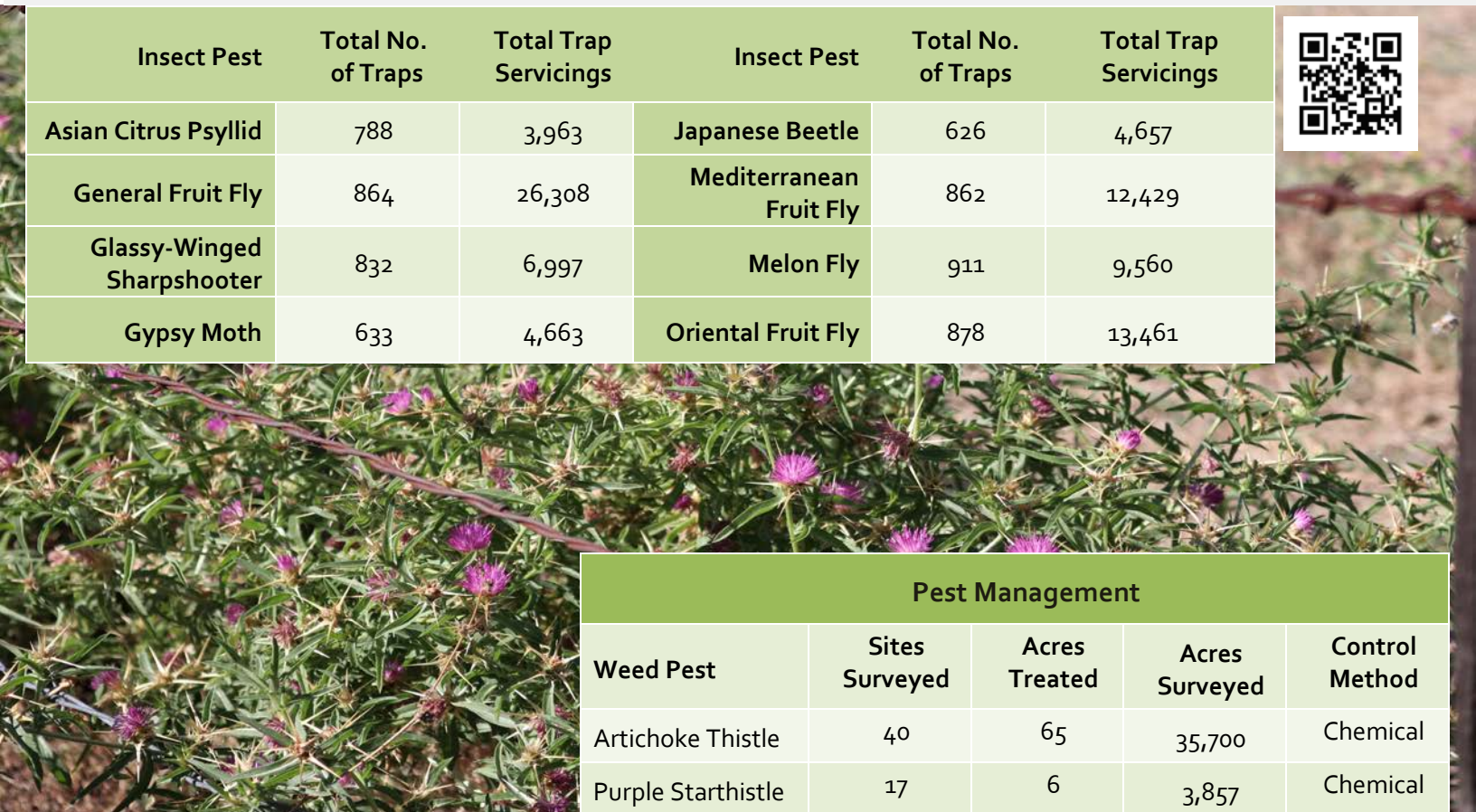


June 2020

Sunday	Monday	Tuesday	Wednesday	Thursday	Friday	Saturday
	1	2	3	4	5	6 D-Day
7	8	9	10	11	12	13
14 Flag Day	15	16	17	18	19	20
21 Father's Day Summer Solstice	22	23	24	25	26	27
28	29	30				

Pest Detection

Insect Pest	Total No. of Traps	Total Trap Servicing	Insect Pest	Total No. of Traps	Total Trap Servicing
Asian Citrus Psyllid	788	3,963	Japanese Beetle	626	4,657
General Fruit Fly	864	26,308	Mediterranean Fruit Fly	862	12,429
Glassy-Winged Sharpshooter	832	6,997	Melon Fly	911	9,560
Gypsy Moth	633	4,663	Oriental Fruit Fly	878	13,461



Pest Management				
Weed Pest	Sites Surveyed	Acres Treated	Acres Surveyed	Control Method
Artichoke Thistle	40	65	35,700	Chemical
Purple Starthistle	17	6	3,857	Chemical



TODAY/TOMORROW

**Dryland farmed
Bartlett Pears
\$2.50/lb.**

July 2020

Sunday	Monday	Tuesday	Wednesday	Thursday	Friday	Saturday
			1	2	3 Offices Closed	4 Independence Day
5	6	7	8	9	10	11
12	13	14	15	16	17	18
19	20	21	22	23	24	25
26	27	28	29	30	31	

Certified Farmers' Markets (CFM)

In 2018, Contra Costa County Agricultural Department registered 22 farmers' markets, issued 68 Certified Producer's Certificates and conducted 50 certified market inspections.

Currently operating Farmers' Markets in Contra Costa County:

CFM Name / Location	Day	CFM Name / Location	Day
Alamo	Sun	Martinez Kaiser	Thu
Antioch Kaiser	Thu	Orinda	Sat
Brentwood	Sat	Pinole	Sat
Clayton	Sat	Pittsburg	Sat
Concord	Tue + Thu	Richmond	Fri
Danville	Sat	Rossmoor	Fri
Diablo Valley Shadelands	Sat	San Ramon Bishop Ranch 2	Sat
El Cerrito	Tue + Sat	San Ramon Bishop Ranch 3	Thu
Kensington	Sun	Walnut Creek Kaiser	Tue
Martinez	Sun	Walnut Creek	Sun
Moraga	Sun		





August 2020

Sunday	Monday	Tuesday	Wednesday	Thursday	Friday	Saturday
						1
2	3	4	5	6	7	8
9	10	11	12	13	14	15
16	17	18	19	20	21	22
23	24	25	26	27	28	29
30	31					



Livestock & Livestock Products

Commodity	Year	Number of Head	Total Live Weight	Value Per CWT	Total Value ¹
Cattle & Calves	2018	18,579	165,335 lbs.	\$129	\$21,376,000
	2017	22,289	185,053 lbs.	\$133	\$24,572,000
Apiary Products ²	2018	n/a	n/a	n/a	\$845,000
	2017	n/a	n/a	n/a	\$424,000
Misc. Livestock ³	2018	n/a	n/a	n/a	\$776,000
	2017	n/a	n/a	n/a	\$881,000
Total	2018				\$22,997,000
	2017				\$25,877,000

¹ Values represent rounded estimates based on data collected from producers, experts and literature.

² Includes honey, wax and pollination.

³ Includes chickens, ducks, emus, goats, hogs, llamas, ostriches, pigs, rabbits, sheep, turkeys, milk, wool and eggs.



September 2020

Sunday	Monday	Tuesday	Wednesday	Thursday	Friday	Saturday
		1	2	3	4	5
6	7 Offices Closed Labor Day	8	9	10	11 Patriot Day	12
13 Grandparent's Day	14	15	16	17	18	19
20	21	22 Fall Equinox	23	24	25	26
27	28	29	30			

Major is a new detection canine that works in Contra Costa and surrounding counties with his handler Simone Ackermann. Both Major and Simone have been certified by the United States Department of Agriculture (USDA) to work in the dog team program. Major is part of a USDA program to help prevent the introduction of exotic pests to California. The agricultural industry in California grossed more than \$50 Billion and exported more than \$20.5 Billion in 2017. Infestations of exotic plant pests and diseases could cause huge losses to agriculture and the economy. There are many different ways exotic pests can enter the state. California has major shipping ports, airports, railroad lines, and a border with Mexico. During holiday seasons such as Christmas or on special occasions such as Valentine's Day and Mother's Day, package delivery services process large numbers of shipments containing wreaths, flowers, fruit, and plants from all over the world. Also, California is the nation's most populated and ethnically diverse state. People may visit relatives or friends in California and bring gifts from their native countries or give their loved ones a taste of home by mailing fruit and vegetables to them. In some cases, these gifts also bring unwanted pests that have hitchhiked to our country. Major has an extremely keen sense of smell and can easily alert if there is any sort of plant material inside a package. A dog's nose is designed to trap and identify even faint odors. They have 300 million scent receptors compared to a mere 6 million possessed by humans. Not only can dogs detect scents, but they can be trained to distinguish and remember many different ones. Some dogs have been known to recognize more than 50 odors. Dogs working with a human partner can accurately inspect a large number of packages in a very short amount of time and can sniff out shipments containing plant material at about a 90 percent success rate.

Pest Exclusion	
Post Office/UPS/FedEx – Package Inspections	7,698
Truck Shipment Inspections from within California	2,034
Truck Shipment Inspections from other States	349
Household Goods Inspections for Gypsy Moth	43
Non-native Pest Interceptions	25
Canine Detection Non-native Pest Interceptions ¹	151
Quarantine Pest, Certification and Markings Rejections	164

¹ Interceptions in Contra Costa, San Joaquin, Santa Clara, and Yolo Counties



October 2020

Sunday	Monday	Tuesday	Wednesday	Thursday	Friday	Saturday
				1	2	3
4	5	6	7	8	9	10
11	12	13	14	15	16	17
18	19	20	21	22	23	24
25	26	27	28	29	30	31
					National Bosses Day	
						United Nations Day
						Halloween



Vegetable & Seed Crops

Crop	Year	Harvested Acreage	Production Per Acre	Tons Harvested	Value Per Ton	Total Value ¹
Tomatoes ²	2018	3,581	60.00 tons	215,000	various	\$15,412,000
	2017	4,512	46.39 tons	209,000		\$23,415,000
Sweet Corn	2018	2,977	10.60 tons	31,500	\$535	\$18,852,000
	2017	3,500	10.70 tons	37,500	\$506	\$18,975,000
Misc. ³	2018	666	various	various	various	\$4,297,000
	2017	1,149				\$8,044,000
Total	2018	7,224				\$38,561,000
	2017	9,161				\$50,434,000

¹ Values represent rounded estimates based on data collected from producers, experts, and literature.

² Includes fresh and processing tomatoes.

³ Includes asparagus, artichokes, beans, beets, broccoli, cabbage, cardoon, carrots, cauliflower, cucumbers, eggplant, garlic, ginseng, kohlrabi, lettuce, okra, onions, greens, herbs, melons, mushrooms, peas, peppers, potatoes, pumpkins, radishes, squash, and wheat grass.



November 2020

Sunday	Monday	Tuesday	Wednesday	Thursday	Friday	Saturday
1	2	3	4	5	6	7
Daylight Savings Ends		Election Day				
8	9	10	11	12	13	14
			Veterans Day Offices Closed			
15	16	17	18	19	20	21
22	23	24	25	26	27	28
				Thanksgiving Offices Closed	Offices Closed	
29	30					

Field Crops

Crop	Year	Harvested Acreage	Production Per Acre	Tons Harvested	Unit	Value Per Unit	Total Value ¹
Alfalfa Hay	2018	1,941	4.4	8,556	Ton	\$196.82	\$1,684,000
	2017	1,774	3.75	6,650	Ton	\$167.51	\$1,114,000
Cereal Hay	2018	2,548	4.1	10,378	Ton	\$94.00	\$975,000
	2017	1,542	2.42	3,730	Ton	\$103.00	\$384,000
Irrigated Pasture	2018	5,450	n/a	n/a	Acre	\$300.00	\$1,635,000
	2017	5,450	n/a	n/a	Acre	\$300.00	\$1,635,000
Rangeland	2018	149,000	n/a	n/a	Acre	\$22.00	\$3,278,000
	2017	169,000	n/a	n/a	Acre	\$21.00	\$3,549,000
Wheat	2018	967	1.90	1,840	Ton	\$189.00	\$348,000
	2017	2,943	1.35	3,970	Ton	\$152.00	\$605,000
Misc. ²	2018	9,124	various	various	var.	various	\$4,262,000
	2017	2,503					\$921,000
Total	2018	169,030					\$12,182,000
	2017	185,993					\$9,572,000

¹ Values represent rounded estimates based on data collected from producers, experts, and literature.

² Includes barley, corn silage, field corn, forage hay, hay (wild), rye, safflower, silage, straw, Sudan grass, and sorghum.





December 2020

Sunday	Monday	Tuesday	Wednesday	Thursday	Friday	Saturday
		1	2 Grower Continuing Education Meeting	3	4	5 Grower Continuing Education Meeting
6	7 Pearl Harbor Remembrance	8	9	10	11	12
13	14	15	16	17	18	19
20	21 Winter Solstice	22	23	24 Christmas Eve	25 Christmas Offices Closed	26
27	28	29	30	31 New Year's Eve		

Weights & Measures



Measuring Devices	Devices Inspected ¹
Vehicle Fuel Station Meters	7,875
Electric Sub meters	6,877
Water Meters & Sub meters	7,272
Vapor/LPG Meters & Sub meters	3,927
Taxi Meters	168
Other Measuring Devices	358
Weighing Devices	
Light Capacity Retail Scales	2,078
Heavy Capacity Retail Scales	30
Vehicle/Railway Scales	102
Prescription/Jewelers Scales	40
Livestock/Animal Scales	20
Other Weighing Devices	2
Advertisement & Transaction Verification	Inspections Conducted
Petroleum Gas Stations	267
Retail Price Verification	2,207
Quality Assurance	Audited
Weighmaster Locations	102
Consumer Complaint Investigations	60

The Contra Costa County Division of Weights and Measures promotes a fair and equitable marketplace by performing inspections of retail packages and commercial weighing and measuring devices. These efforts certify that the sales of harvested crop, livestock, animal feed, vehicle fuel and other commodities are based on a precise weight or measure. The Weights & Measures Department did a total of 21,685 inspections with a total of 9,874 hours spent.



<http://www.co.contra-costa.ca.us/1542/Agriculture-Weights-Measures>



CONTRA COSTA COUNTY

Department of Agriculture Weights & Measures

2380 Bisso Lane Suite A, Concord, CA 94520 TEL (925) 608-6600 FAX (925) 608-6620