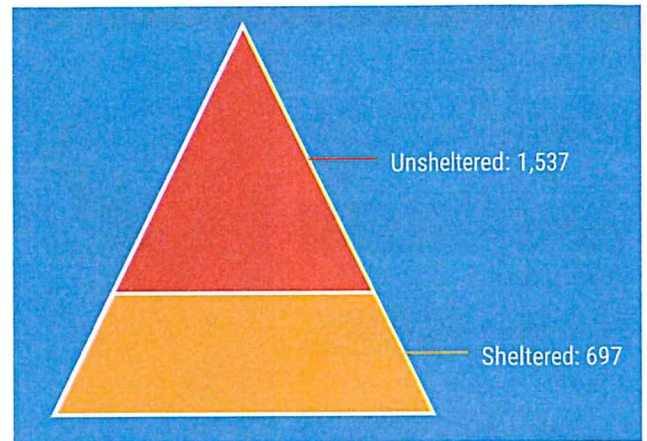


2018 Point In Time Count

The Point in Time (PIT) count is a one-day census of persons experiencing homelessness and living in shelters and uninhabitable locations in Contra Costa County. The PIT Count is used by HUD and our community to define local and national issues related to homelessness.



Persons experiencing homelessness
January 23, 2018



DEMOGRAPHICS AND OTHER CHARACTERISTICS



65% reported a disability



100 Veterans (8%)



Emergency bed capacity for 30% of population



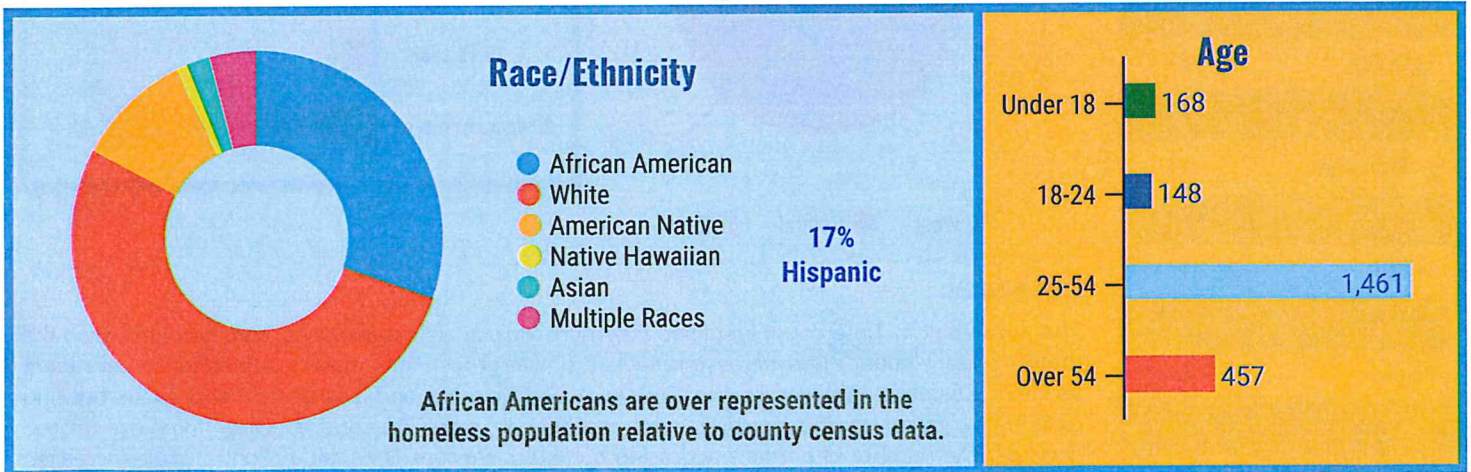
89 families with children



84 homeless adults had children sleeping in foster care or with relative



39% female
61% male
(4 transgender)



COMPARISON TO 2017 PIT



39% increase in individuals identified



2/3 of families are sheltered; similar to last year



88% increase in seniors age 62 and older



68% increase in chronically homeless



no change in # of veterans

UNSHeltered DATA

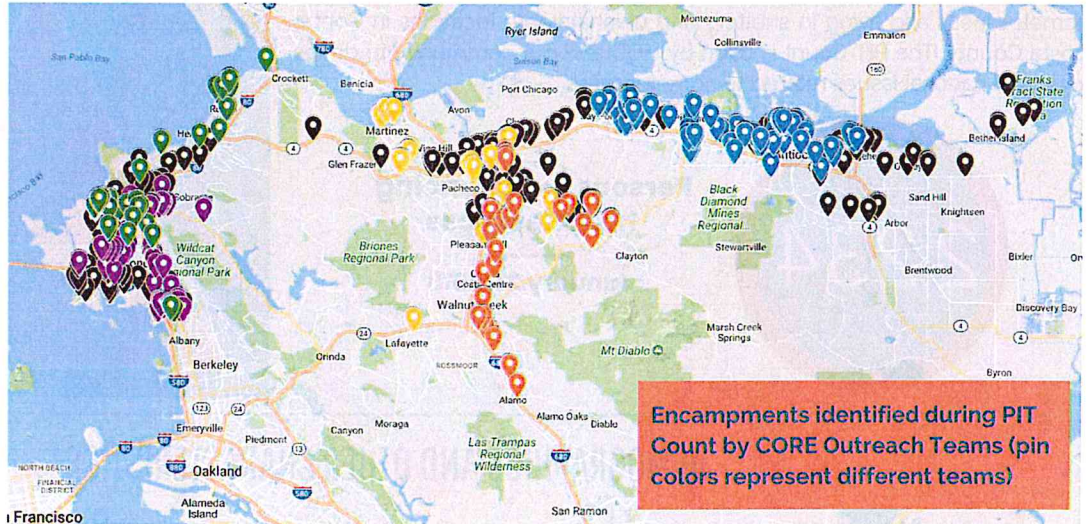
95%

Percent of people sleeping outside would accept some sort of housing if available:

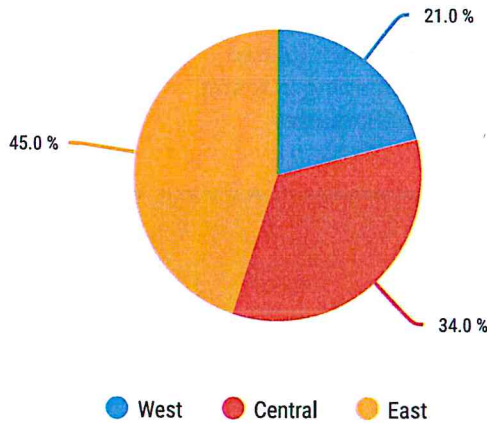
- 80% --- apartment or rental
- 52% --- shared housing, separate bedroom
- 45% --- emergency shelter
- 34% --- shared housing with shared bedroom
- 27% --- sober living environment
- 14% --- long-term care or assisted living

City Where Slept

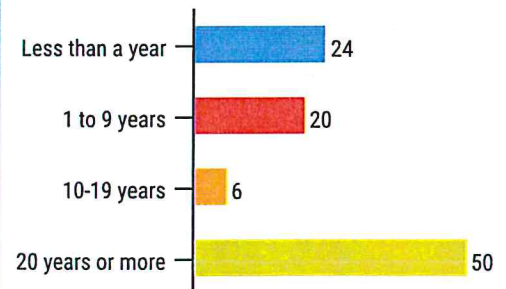
Alamo	0
Antioch	350
Bay Point	61
Bethel Island	7
Brentwood	35
Byron	0
Clayton	0
Clyde	0
Concord	252
Crockett	0
Danville	0
Discovery Bay	1
El Cerrito	14
El Sobrante	10
Hercules	2
Lafayette	6
Martinez	117
N. Richmond	24
Oakley	49
Orinda	1
Pacheco	16
Pinole	0
Pittsburg	110
Pleasant Hill	85
Richmond	270
Rodeo	14
San Pablo	46
San Ramon	1
Walnut Creek	42



Region of County Where Slept Outside



Length of Residency in Contra Costa (%)

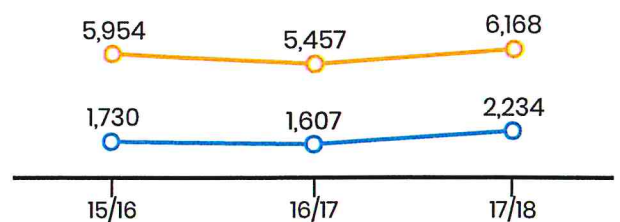


SUMMARY

The 2018 Point In Time count identified 627 more individuals experiencing homelessness than the previous year's count. This increase reflects a similar growth in homeless populations over recent years in California and across the Bay Area. Rising rents and scarcity of affordable housing contribute greatly to the housing crisis resulting in more persons seeking homeless-related services. The number of persons accessing homeless services last year in Contra Costa increased by 13%.

The rise in the number of people identified in PIT and accessing services is likely due to an extensive street outreach program implemented in 2017. Since its inception, CORE outreach has identified many individuals previously unknown to the homeless system of care and is helping them access more homeless services.

Trends in PIT and Annual Persons Served



Questions regarding this report can be directed to: homelessprogram@hds.cccounty.us

○ PIT Data ○ Number Served by CoC

