

CALENDAR FOR THE BOARD OF SUPERVISORS  
**CONTRA COSTA COUNTY**  
AND FOR SPECIAL DISTRICTS, AGENCIES, AND AUTHORITIES GOVERNED BY THE BOARD  
**BOARD CHAMBERS ROOM 107, ADMINISTRATION BUILDING, 651 PINE STREET  
MARTINEZ, CALIFORNIA 94553-1229**

**KAREN MITCHOFF**, *CHAIR*, 4TH DISTRICT  
**JOHN GIOIA**, *VICE CHAIR*, 1ST DISTRICT  
**CANDACE ANDERSEN**, 2ND DISTRICT  
**DIANE BURGIS**, 3RD DISTRICT  
**FEDERAL D. GLOVER**, 5TH DISTRICT

**DAVID J. TWA**, CLERK OF THE BOARD AND COUNTY ADMINISTRATOR, (925) 335-1900  
PERSONS WHO WISH TO ADDRESS THE BOARD DURING PUBLIC COMMENT OR WITH RESPECT TO  
AN ITEM THAT IS ON THE AGENDA, WILL BE LIMITED TO TWO (2) MINUTES.

The Board Chair may reduce the amount of time allotted per speaker at the beginning of each item or public comment period depending on the number of speakers and the business of the day. Your patience is appreciated.

A lunch break or closed session may be called at the discretion of the Board Chair.

Staff reports related to open session items on the agenda are also accessible on line at [www.co.contra-costa.ca.us](http://www.co.contra-costa.ca.us).

**AGENDA**  
**July 24, 2018**

**9:00 A.M. Convene and announce adjournment to closed session in Room 101.**

**Closed Session**

**A. CONFERENCE WITH LABOR NEGOTIATORS**

1. Agency Negotiators: David Twa and Richard Bolanos.

Employee Organizations: Public Employees Union, Local 1; AFSCME Locals 512 and 2700; California Nurses Assn.; SEIU Locals 1021 and 2015; District Attorney Investigators' Assn.; Deputy Sheriffs Assn.; United Prof. Firefighters I.A.F.F., Local 1230; Physicians' & Dentists' Org. of Contra Costa; Western Council of Engineers; United Chief Officers Assn.; Contra Costa County Defenders Assn.; Contra Costa County Deputy District Attorneys' Assn.; Prof. & Tech. Engineers IFPTE, Local 21; and Teamsters Local 856.

2. Agency Negotiators: David Twa.

Unrepresented Employees: All unrepresented employees.

**B. CONFERENCE WITH LEGAL COUNSEL--EXISTING LITIGATION (Gov. Code, § 54956.9(d)(1))**

1. *Brandon Freitas v. Contra Costa County*, WCAB No. ADJ8942358
2. *James Harbison v. Contra Costa County*, WCAB Nos. ADJ9552407; ADJ1397361
3. *County of San Joaquin, et al., v. Metropolitan Water District of Southern California, San Joaquin County Superior Court Case No. STK-CV-UWM-2016-0003597*

**9:30 A.M. Call to order and opening ceremonies.**

Inspirational Thought- *"It is amazing what you can accomplish if you do not care who gets the credit."* ~Harry Truman

**CONSIDER CONSENT ITEMS** (Items listed as C.1 through C.136 on the following agenda) – Items are subject to removal from Consent Calendar by request of any Supervisor or on request for discussion by a member of the public. **Items removed from the Consent Calendar will be considered with the Discussion Items.**

**PRESENTATIONS (5 Minutes Each)**

- PR.1** PRESENTATION honoring Antioch Christian Center on 20 Years of Service to Contra Costa County. (Supervisors Burgis and Glover)

**DISCUSSION ITEMS**

**D. 1** CONSIDER Consent Items previously removed.

**D. 2** PUBLIC COMMENT (2 Minutes/Speaker)

- D.3** HEARING to consider Factfinding Report - *AFSCME Local 2700 vs. County of Contra Costa*; ACCEPT factfinding report; and CONSIDER implementing assignment of training duties to Children's Services System Support Specialists, as recommended by the County Administrator. (David Twa, County Administrator)

- D.4** CONSIDER adopting the Contra Costa County Reentry System Strategic Plan, 2018–2023, as recommended by the Public Protection Committee. (Lara DeLaney, Office of Reentry & Justice)

- D.5** CONSIDER adopting the "Racial Justice Task Force--Final Report and Recommendations," prepared by Resource Development Associates and recommended by the Public Protection Committee of the Board of Supervisors. (Lara DeLaney, Office of Reentry & Justice)

**12:00 P.M.**

**ADJOURN to the annual Board of Supervisors luncheon with the  
Judicial Bench of the Contra Costa County Superior Court  
Room 101, Contra Costa County Administration Building**

ADJOURN in memory of

***Marjorie Ross***

Chairperson of the Democratic Central Committee and Martinez Resident

**Closed Session**

**2:00 P.M.**

- D.6** HOLD a community forum regarding the provision of access of certain individuals to the federal Immigration and Customs Enforcement Agency, pursuant to Government Code section 7283.1(d). (Timothy Ewell, Chief Assistant County Administrator)

D. 7 CONSIDER reports of Board members.

**CONSENT ITEMS**

**Road and Transportation**

- C. 1** APPROVE and AUTHORIZE the Public Works Director, or designee, to execute a contract amendment with Dillard Trucking, Inc., to increase the payment limit by \$300,000 to a new payment limit of \$600,000 and extend the term from November 8, 2016 through November 8, 2019, for the 2016 On-Call Trucking Services Contract for Various Road and Flood Control Maintenance Work, Countywide. (100% Local Road and Flood Control Funds)
- C. 2** APPROVE and AUTHORIZE the Public Works Director, or designee, to execute a contract with WSP USA Inc., in an amount not to exceed \$350,000, for on-call construction management services for the period July 24, 2018 through July 31, 2021, Countywide. (100% Developer Fees and Local Road, Flood Control, and Airport Enterprise Funds)
- C. 3** APPROVE and AUTHORIZE the Public Works Director, or designee, to execute a contract with Park Engineering, Inc., in an amount not to exceed \$350,000, for on-call construction management services for the period July 24, 2018 through July 31, 2021, Countywide. (100% Developer Fees and Local Road, Flood Control, and Airport Enterprise Funds)
- C. 4** APPROVE and AUTHORIZE the Public Works Director, or designee, to execute a contract with Quincy Engineering, Inc., in an amount not to exceed \$350,000, for on-call construction management services for the period July 24, 2018 through July 31, 2021, Countywide. (100% Developer Fees and Local Road, Flood Control, and Airport Enterprise Funds)

- C. 5** APPROVE the submission of grant applications to the State Department of Transportation and the Metropolitan Transportation Commission under the Active Transportation Program, as recommended by the Transportation, Water and Infrastructure Committee, Countywide. (No fiscal impact)
- C. 6** ADOPT Traffic Resolution No. 2018/4468 to prohibit parking or stopping at all times, except for those vehicles of individuals with disabilities, on a portion of Vine Avenue (Road No. 3485AS), as recommended by the Public Works Director, Martinez area. (No fiscal impact)
- C. 7** RESCIND Traffic Resolution No. 2004/4082 and ADOPT Traffic Resolution No. 2018/4471 to establish speed limits on Orwood Road (Road No. 8963), as recommended by the Public Works Director, Brentwood area. (No fiscal impact)
- C. 8** APPROVE and AUTHROIZE the Chair, Board of Supervisors, to execute, on behalf of the County, a real property services agreement with the City of Vallejo, to pay the County an amount not to exceed \$60,000 for right of way services in connection with the City's Sacramento Bridge Replacement Project, during the period of May 1, 2018, through December 31, 2019, as recommended by the Public Works Director. (100% City of Vallejo funds)
- C. 9** APPROVE and AUTHORIZE the Public Works Director, or designee, to execute, on behalf of the County, a right of way contract with Edward M. Tilbury, as trustee, to acquire temporary construction easements for payment of \$4,500, in connection with the Kirker Pass Road Northbound Truck Climbing Lane Project, as recommended by the Public Works Director. (19% federal funds, 9% state funds, 72% local road funds)

### **Special Districts & County Airports**

- C. 10** ADOPT Resolution No. 2018/249 confirming the Fiscal Year 2018-2019 Final Annual Report and levying the service charges set forth in the report for County Service Area L-100, as recommended by the Public Works Director, Countywide. (100% County Service Area L-100 Funds)
- C. 11** ADOPT Resolution No. 2018/250 confirming the Fiscal Year 2018-2019 Final Annual Report and levying the service charges set forth in the report for County Service Area M-28, as recommended by the Public Works Director, Bethel Island area. (100% County Service Area M-28 Funds)
- C. 12** ADOPT Resolution No. 2018/251 confirming the Fiscal Year 2018-2019 Final Annual Report and levying the charges set forth in the report for County Service Area M-30, as recommended by the Public Works Director, Danville area. (100% County Service Area M-30 Funds)

- C. 13** ADOPT Resolution No. 2018/252 confirming the Fiscal Year 2018-2019 Final Annual Report and levying the service charges set forth in the report for County Service Area M-31, as recommended by the Public Works Director, Pleasant Hill area. (100% County Service Area M-31 Funds)
- C. 14** ADOPT Resolution No. 2018/253 confirming the Fiscal Year 2018-2019 Final Annual Report and levying the charges set forth in the report for County Service Area T-1, as recommended by the Public Works Director, Danville area. (100% County Service Area T-1 Funds)
- C. 15** APPROVE and AUTHORIZE the Director of Airports, or designee, to execute a month-to-month hangar rental agreement with Edgar Moghis for a T-hangar at Buchanan Field Airport effective July 1, 2018 in the monthly amount of \$394.10. (100% Airport Enterprise Fund)
- C. 16** AWARD and AUTHORIZE the Public Works Director, or designee, to execute a construction contract in the amount of \$650,000 with Eagle Solutions, Inc., dba Eagle Builders, for the Buchanan Field Airport F Row Hangar Improvements Project, Concord area. (100% Airport Enterprise Funds)

### **Claims, Collections & Litigation**

- C. 17** RECEIVE public report of litigation settlement agreements that became final during the period of June 1, 2018, through June 30, 2018.
- C. 18** DENY claims filed by Jody K. Fix and Joshua SanMarco.
- C. 19** RESCIND the Environmental Impact Report and Land Use Permit for the Phillips 66 Propane Recovery Project, Rodeo, as recommended by the County Counsel. (No Fiscal Impact)

### **Statutory Actions**

- C. 20** APPROVE Board meeting minutes for June 2018, as on file with the Office of the Clerk of the Board.
- C. 21** ACCEPT Board members meeting reports for June 2018.

### **Honors & Proclamations**

- C. 22** ADOPT Resolution No. 2018/439 honoring the 58TH Annual Contra Costa Championship Swim Meet, as recommended by Supervisor Andersen.

- C. 23 ADOPT Resolution No. 2018/440 recognizing the 50th Anniversary of the incorporation of Lafayette, as recommended by Supervisor Andersen.
- C. 24 ADOPT Resolution No. 2018/447 honoring Antioch Christian Center on 20 Years of Service, as recommended by Supervisors Burgis and Glover.

### **Ordinances**

- C. 25 ADOPT Ordinance No. 2018-04 amending the County Ordinance Code to exclude from the Merit System the class of Chief of Shelter Medicine-Exempt, as recommended by the Human Resources Director.
- C. 26 APPROVE Ordinance No. 2018-22 imposing a general tax on commercial cannabis activities, ADOPT Resolution No. 2018/227 calling an election for voters to consider enacting Ordinance No. 2018-22 imposing a general tax on commercial cannabis activities and consolidating the election on the tax measure with the statewide general election to be held on November 6, 2018, and AUTHORIZE officials to sign, on behalf of the Board of Supervisors, the argument in favor of the tax measure and any associated rebuttal argument, as recommended by the County Administrator.
- C. 27 INTRODUCE Ordinance No. 2018-23 to require a county health permit for commercial cannabis activities, WAIVE reading, and FIX August 7, 2018 for adoption, as recommended by the Health Services Director.

### **Appointments & Resignations**

- C. 28 APPOINT Melinda McCrary to Seat 2, and RE-APPOINT Melissa Jacobsen to Seat 1, Raymond O'Brien to Seat 3, and Carol Jensen to Seat 4 of the Contra Costa County Historical Landmarks Advisory Committee (HLAC) to terms beginning August 13, 2018 and expiring August 12, 2022, as recommended by the Department of Conservation and Development Director and the Contra Costa County Historical Society.
- C. 29 APPOINT Ryan Buckley to the District 2 Alternate seat on the Contra Costa County Sustainability Commission, as recommended by Supervisor Andersen.
- C. 30 ACCEPT resignations of Robert Lilley and Paul Adler, DECLARE vacancies in Business Seats 9 and 12 on the Workforce Development Board of Contra Costa County, and DIRECT the Clerk of the Board to post the vacancies, as recommended by the Employment and Human Services Director.

- C. 31** ACCEPT the resignation of LaSaunda Tate, DECLARE a vacancy in the Unincorporated Seat 4 on the North Richmond Municipal Advisory Council, and DIRECT the Clerk of the Board to post the vacancy, as recommended by Supervisor Gioia.
- C. 32** ACCEPT resignation of Marjorie Hanson, DECLARE a vacancy in Private/Non-Profit Sector 2 seat on the Economic Opportunity Council, and DIRECT the Clerk of the Board to post the vacancy, as recommended by the Employment and Human Services Director.
- C. 33** ACCEPT resignation of Michael D. Collins, DECLARE a vacancy in At-Large 6 seat on the Advisory Council on Aging, and DIRECT the Clerk of the Board to post the vacancy, as recommended by the Employment and Human Services Director.

### **Appropriation Adjustments**

- C. 34** Law Enforcement Services Account (0295)/Custody Services Bureau (0300): APPROVE Appropriations and Revenue Adjustment No.5000 increasing fiscal year 2018/19 revenue in the amount of \$1,500,000 in the Law Enforcement Services Account (0295) from existing fund balance and appropriate it to backfill a reduction in federal reimbursement revenue in the amount of \$1,500,000 in the Custody Services Bureau (0300) due to the cancellation of a contract with the Immigration and Customs Enforcement Agency. (100% Public Safety Realignment revenue)

### **Personnel Actions**

- C. 35** ADOPT Position Adjustment Resolution No. 22299 to add one Administrative Analyst (represented) position and cancel one Emergency Planning Coordinator (represented) position in the Health Services Department. (Cost savings)
- C. 36** ADOPT Position Adjustment Resolution No. 22323 to cancel one Conservator/Guardianship Program Aide position (represented) and add one Mental Health Community Support Worker II position (represented) in the Health Services Department. (Cost savings)
- C. 37** ADOPT Position Adjustment Resolution No. 22322 to transfer two vacant Geographic Information Systems Technician positions from the Public Works Department (0650) to the Department of Information Technology (0147). (No fiscal impact)

- C. 38** ADOPT Position Adjustment Resolution No. 22324 to add one Labor Relations Assistant (unrepresented) position and cancel one Secretary - Advanced Level (represented) position in the County Administrator's Office; and add one Management Analyst (unrepresented) position in the County Administrator's Office, Office of Re-entry and Justice. (99% AB-109; 1% General Fund)
- C. 39** ADOPT Position Adjustment Resolution No. 22326 to reallocate one part time (24/40) Occupational Therapist I position from the Hospital to Detention in the Health Services Department. (100% Hospital Enterprise Fund I)

### **Grants & Contracts**

#### **APPROVE and AUTHORIZE execution of agreements between the County and the following agencies for receipt of fund and/or services:**

- C. 40** APPROVE and AUTHORIZE the Employment and Human Services Director, or designee, to submit a grant application in an amount not to exceed \$532,429 to the National Asian Pacific Center on Aging for the Senior Community Service Employment Program for the period July 1, 2018 through June 30, 2019. (10% County match)
- C. 41** ADOPT Resolution No. 2018/435 to approve and authorize the Health Services Director, or designee, to apply to the Metropolitan Transportation Commission for funding in an amount not to exceed \$40,000 to provide bicycle and pedestrian education services for the period July 1, 2018 through June 30, 2019. (21% County match)
- C. 42** APPROVE and AUTHORIZE the Conservation and Development Director, or designee, to execute a contract amendment including modified indemnification with Energy Council, a joint exercise of powers agency, to increase the payment to the County by \$45,000 to a new payment limit of \$85,000, and to extend the term from December 31, 2017 through December 31, 2018, for the County's continued work in connection with East Bay Energy Watch. (100% Energy Watch funding, no County match)
- C. 43** APPROVE and AUTHORIZE the Sheriff-Coroner, or designee, to execute a contract with the California Commission on Peace Officer Standards and Training, including full indemnification of the State of California, to pay the County an initial amount of \$110,000 to provide Emergency Vehicle Operations Course instruction for the period July 1, 2018 through June 30, 2019. (100% State)



- C. 44** ADOPT Resolution No. 2018/437 to approve and authorize the District Attorney, or designee, to submit an application and execute a grant award agreement, including any extensions or amendments thereof, pursuant to State guidelines, with the California Department of Insurance for funding of the Organized Automobile Fraud Activity Interdiction Program in the amount of \$490,160 for FY 18/19, \$515,690 for FY 19/20 and \$542,479 for FY 20/21. The total amount for three year program is \$1,548,329 for the period of July 1, 2018 through June 30, 2021. (100% State)
- C. 45** APPROVE and AUTHORIZE the Employment and Human Services Director, or designee, to accept funding from the Assistance League of Dabalo Valley in an amount not to exceed \$11,000 for the Independent Living Skills Pogram, Senior Year Expenses Scholarship Program for foster youth residing in Contra Costa County for the period September 1, 2018 through June 30, 2019. (No County match)
- C. 46** APPROVE and AUTHORIZE the Health Services Director, or designee, to execute a contract with the California Department of Public Health, Tuberculosis Control Branch, to pay the County in an amount not to exceed \$285,092 for the Tuberculosis Control Program for the period July 1, 2018 through June 30, 2019, and authorize the Purchasing Agent to issue payments up to \$15,921 of the contract amount to provide program participants with \$20 gift cards to grocery stores and gas stations, transportation vouchers, and rent subsidies. (No County match)
- C. 47** APPROVE and AUTHORIZE the Health Services Director, or designee, to execute a contract containing modified indemnification language with the Office of Statewide Health Planning and Development to pay County an amount not to exceed \$375,000 for the continuation of the Family Practice Residency Program at Contra Costa Regional Medical Center and Health Centers for the period July 31, 2018 through July 14, 2021. (No County match)
- C. 48** APPROVE and AUTHORIZE the Health Services Director, or designee, to execute a contract with the U.S. Department of Housing and Urban Development, for McKinney-Vento Act funds, to pay the County an amount not to exceed \$666,691 for the County's Continuum of Care Program for homeless individuals for the period October 1, 2018 through September 30, 2019. (25% County match)
- C. 49** APPROVE and AUTHORIZE the Health Services Director, or designee, to execute a contract containing modified indemnification language with the Concord/Pleasant Hill Health Care District, to pay the County an amount not to exceed \$13,000 for homeless outreach services provided by the County's Coordinated Outreach Referral, Engagement Program for the period July 1, 2018 through June 30, 2019. (No County match)

- C. 50** ADOPT Resolution No. 2018/438 approving and authorizing the Employment and Human Services Director, or designee, to execute a contract with the California Department of Aging to accept funding in an amount not to exceed \$106,779 for Supplemental Nutrition Assistance Program-Education services to seniors for the period October 1, 2018 through September 30, 2019. (No County match)
- C. 51** APPROVE and AUTHORIZE the Health Services Director, or designee, to execute a contract with the United States Department of Housing and Urban Development, for McKinney-Vento Act funds, to pay County an amount not to exceed \$550,334 for the County's Continuum of Care Program for homeless individuals for the period October 1, 2018 through September 30, 2019. (25% County match)
- C. 52** APPROVE and AUTHORIZE the Health Services Director, or designee, to execute a contract containing modified indemnification language with the Office of Statewide Health Planning & Development to pay the County an amount not to exceed \$15,000 for the Central County Health Pathways Program to provide professional career development to Central County youth impacted by health inequities for the period July 1, 2018 through June 30, 2019. (No County match)
- C. 53** APPROVE and AUTHORIZE the Health Services Director, or designee, to execute a contract containing modified indemnification language with the Office of Statewide Health Planning & Development to pay the County an amount not to exceed \$15,000 for the West County Health Pathways Program to provide professional career development to West County youth impacted by health inequities for the period July 1, 2018 through June 30, 2019. (No County match)

**APPROVE and AUTHORIZE execution of agreement between the County and the following parties as noted for the purchase of equipment and/or services:**

- C. 54** APPROVE and AUTHORIZE the Health Services Director, or designee, to execute a contract with Boehm and Associates in an amount not to exceed \$150,000 to provide consulting and technical assistance on workers' compensation laws and third-party liability recovery for the period July 1, 2018 through June 30, 2019. (100% Third party revenues)
- C. 55** APPROVE and AUTHORIZE the County Administrator, or designee, to execute contracts with reentry service providers in an aggregate amount not to exceed \$5,056,880, for employment, housing, mentoring, family reunification, and legal services for the AB 109 Public Safety Realignment Program, during the period from July 1, 2018, through June 30, 2019. (100% State Public Safety Realignment)

- C. 56** APPROVE and AUTHORIZE the Conservation and Development Director, or designee, to execute a contract with Environmental Science Associates in an amount not to exceed \$451,987 for the preparation of a Recirculated Environmental Impact Report for the Phillips 66 Propane Recovery Project located in the Phillips 66 Refinery in the Rodeo area, for the period June 25, 2018 through June 30, 2020. (100% Applicant fees)
- C. 57** APPROVE and AUTHORIZE the Director of Risk Management to execute a contract with the Law Office of Todd Boley for legal services including tort litigation defense for the period of July 1, 2018 through June 30, 2019, in accordance with a specified fee schedule. (100% General Liability Internal Service Fund)
- C. 58** APPROVE and AUTHORIZE the Health Services Director, or designee, to execute a contract amendment with Craig Nielsen, M.D., effective July 1, 2018, to modify the payment provisions to add anesthesiology services for the Labor and Delivery Unit at Contra Costa Regional Medical Center and Health Centers, with no change in the payment limit of \$450,000 or the term of October 1, 2016 through September 30, 2019. (100% Hospital Enterprise Fund I)
- C. 59** APPROVE and AUTHORIZE the Health Services Director, or designee, to execute a contract with Planned Parenthood, Shasta Diablo, Inc., in an amount not to exceed \$1,274,700 to provide prenatal services for Contra Costa Regional Medical Center and Health Centers' patients for the period July 1, 2018 through June 30, 2019. (100% Hospital Enterprise I Fund)
- C. 60** APPROVE and AUTHORIZE an amendment to the agreement with Tyler Technologies, Inc. to extend the term from July 31, 2018 to July 31, 2019, and increase the payment limit in the amount of \$153,154 for continued maintenance and support of the AES Rapid 2000 appraisal system. (100% AB589 Property Tax Administration Program funds)
- C. 61** APPROVE and AUTHORIZE the Health Services Director, or designee, to execute a contract with the Martinez Unified School District in an amount not to exceed \$185,763 to provide prevention and early intervention services to high-school aged youth in Central County for the period July 1, 2018 through June 30, 2019, including a six-month automatic extension through December 31, 2019 in an amount not to exceed \$92,882. (100% Mental Health Services Act)
- C. 62** APPROVE and AUTHORIZE the Purchasing Agent, or designee, to execute, on behalf of the District Attorney, a blanket purchase order amendment with Caltronics, to increase the payment limit by \$12,000, to a new payment limit of \$110,473, and extend the term from August 12, 2018 through August 11, 2019, for multi-function printers. (100% General Fund)

- C. 63** APPROVE and AUTHORIZE the Health Services Director, or designee, to execute a contract with The Latina Center in an amount not to exceed \$111,545 to provide Mental Health Services Act prevention and early intervention program services to Latino parents and caregivers in West County for the period July 1, 2018 through June 30, 2019, including a six-month automatic extension through December 31, 2019 in an amount not to exceed \$55,773. (100% Mental Health Services Act)
- C. 64** APPROVE and AUTHORIZE the Conservation and Development Director, or designee, to execute a contract amendment with the City of Richmond, effective June 30, 2018, to extend the term from June 30 through September 30, 2018 with no change to the current payment limit of \$1,080,055, to facilitate the City's continued use of jointly-administered North Richmond Mitigation Fee funding to implement services and programs authorized in the City/County-approved expenditure plans and co-staff the North Richmond Mitigation Fund Committee. (100% North Richmond Mitigation Fees)
- C. 65** APPROVE and AUTHORIZE the County Probation Officer, or designee, to execute a Support Services Quote and Order Form Detail, and increase the payment limit under the existing contract with Kronos Incorporated, in the amount of \$62,000 to a new payment limit of \$271,892, effective April 18, 2018, for the purchase of additional Kronos Workforce scheduling and Timekeeping software, services and equipment, with no extension in the term of the contract. (100% General Fund)
- C. 66** APPROVE and AUTHORIZE the Employment and Human Services Director, or designee, to execute a contract with A Step Forward Child Abuse Treatment and Training Programs, a Marriage, Family and Child Counseling Corporation, in an amount not to exceed \$200,000 to provide mental health services to non-Medi-Cal eligible clients for the period August 1, 2018 through July 31, 2020. (70% State, 30% County)
- C. 67** APPROVE and AUTHORIZE a payment limit increase in the amount of \$240,211 from \$452,640, to a new payment limit of \$692,851 under the Master Support Agreement with Tiburon Inc., for dispatch and records systems support for the period September 10, 2018 to September 9, 2019. (100% General Fund)
- C. 68** APPROVE and AUTHORIZE the Employment and Human Services Director, or designee, to execute a contract with Youth Homes Incorporated in an amount not to exceed \$150,000 to provide Short Term Residential Therapeutic Program services to foster youth for the period of July 1, 2018 through June 30, 2019. (70% State, 30% County)

- C. 69** APPROVE and AUTHORIZE the Conservation and Development Director, or designee, to execute a contract amendment with Robert Gurule (dba Water Heaters Express) to extend the term from July 31, 2018 through December 31, 2019 and increase the payment limit by \$100,000 to a new payment limit of \$450,000, to provide additional home weatherization services to low income residents in Contra Costa County through the Department's Weatherization Program. (100% State and Federal Weatherization Program funds)
- C. 70** APPROVE and AUTHORIZE the Health Services Director, or designee, to execute a contract amendment with the U.S. Department of Veterans Affairs, Northern California Health Care System, effective April 1, 2018, to include rates for nuclear medicine services at Contra Costa Regional Medical Center with no change in the payment limit of \$3,321,000 for the period April 1, 2018 through March 31, 2021. (100% Hospital Enterprise Fund I)
- C. 71** APPROVE and AUTHORIZE the Health Services Director, or designee, to execute a contract amendment with George Lee, M.D., effective July 1, 2018, to add anesthesiology services for the Labor and Delivery Unit at Contra Costa Regional Medical Center and Health Centers and decrease the payment limit by \$145,000 to a new payment limit of \$1,590,000 for the period August 1, 2015 through July 31, 2018. (100% Hospital Enterprise Fund I)
- C. 72** APPROVE and AUTHORIZE the Health Services Director, or designee, to execute a contract with Peyman Keyashian, M.D., effective July 1, 2018, to provide additional anesthesiology services for the Labor and Delivery Unit at Contra Costa Regional Medical Center and Health Centers with no change in the payment limit of \$551,000, for the period February 1, 2018 through January 31, 2019. (100% Hospital Enterprise Fund I)
- C. 73** APPROVE and AUTHORIZE the Health Services Director, or designee, to execute a contract with Public Health Foundation Enterprises, Inc., in an amount not to exceed \$5,013,000 to provide coordinated entry, outreach, shelter, transitional and permanent supportive housing for County's homeless youth and adults for the period July 1, 2018 through June 30, 2019. (45% State, 34% Federal, 15% Local grants, 6% General Fund)
- C. 74** APPROVE and AUTHORIZE the Health Services Director, or designee, to execute a contract with Soliant Health, Inc., in an amount not to exceed \$970,200 to provide consulting and recruitment services for the Health Services Department's Information Systems Unit for the period July 1, 2018 through June 30, 2020. (100% Hospital Enterprise Fund I)
- C. 75** APPROVE and AUTHORIZE the Health Services Director, or designee, to execute a contract containing modified indemnification language with Atos Digital Healthcare Solutions, Inc., in an amount not to exceed \$728,000 to provide training and technical support to the Health Services Department's Information System Unit on its inventory/finance management system, for the

period July 1, 2018 through June 30, 2019. (100% Hospital Enterprise Fund I)

- C. 76** APPROVE and AUTHORIZE the Health Services Director, or designee, to execute a contract with Razel and Ruztin, LLC, in an amount not to exceed \$271,276 to provide augmented residential board and care services for the period July 1, 2018 through June 30, 2019. (100% Mental Health Realignment)
- C. 77** APPROVE and AUTHORIZE the Health Services Director, or designee, to execute a contract with Thomas B. Hargrave, III, in an amount not to exceed \$335,000 to provide gastroenterology services at Contra Costa Regional Medical Center and Health Centers for the period September 1, 2018 through August 31, 2019. (100% Hospital Enterprise Fund I)
- C. 78** APPROVE and AUTHORIZE the Health Services Director, or designee, to execute a contract with BAART Behavioral Health Services, Inc., in an amount not to exceed \$170,820 to provide methadone maintenance services for medically stable inmates at the County's Martinez and West County Detention Facilities for the period July 1, 2018 through June 30, 2020. (100% Hospital Enterprise Fund I)
- C. 79** APPROVE and AUTHORIZE the Purchasing Agent to execute, on behalf of the Employment and Human Services Director, a purchase order amendment with Sharp Business Solutions, to increase the payment limit by \$35,000 to a new payment of \$134,000 for the continued lease of copiers for the period April 13, 2016 through April 12, 2019. (48% State, 42% Federal, 10% County)
- C. 80** APPROVE and AUTHORIZE the Health Services Director, or designee, to execute a contract with Lifelong Medical Care in an amount not to exceed \$3,000,000 to provide primary care, urgent care and specialty medical services to Contra Costa Health Plan members for the period July 1, 2018 through June 30, 2019. (100% Contra Costa Health Plan Enterprise Fund II)
- C. 81** APPROVE and AUTHORIZE the Health Services Director, or designee, to execute a contract amendment with Health Leads, Inc., effective July 1, 2018, to provide additional referral and outreach services to patients of Contra Costa Regional Medical Center with no change in the payment limit of \$1,475,352 or the term from June 1, 2017 through May 31, 2020. (66% Hospital Enterprise Fund I, 34% Medi-Cal 1115 Waiver)
- C. 82** APPROVE and AUTHORIZE the Conservation and Development Director, or designee, to execute a contract with the Contra Costa Centre Association in an amount not to exceed \$300,000 to provide transportation demand management services for the Contra Costa Centre area, for the period July 1, 2018 through June 30, 2019. (100% County Service Area M-31 funds)

- C. 83** APPROVE and AUTHORIZE the Health Services Director, or designee, to execute a contract with Axis Community Health, Inc. (dba Axis Community Health), in an amount not to exceed \$500,000 to provide primary care and specialty medical services for Contra Costa Health Plan members for the period July 1, 2018 through June 30, 2020. (100% Contra Costa Health Plan Enterprise Fund II)
- C. 84** APPROVE and AUTHORIZE the Health Services Director, or designee, to execute a contract with Neil Sachs, M.D., in an amount not to exceed \$269,568 to provide outpatient psychiatric care to adults in West County for the period October 1, 2018 through September 30, 2019. (100% Mental Health Realignment)
- C. 85** APPROVE and AUTHORIZE the Health Services Director, or designee, to execute a contract with Guardian Home Health Care & Hospice, Inc., in an amount not to exceed \$300,000 to provide home health and hospice services to Contra Costa Health Plan members for the period July 1, 2018 through June 30, 2020. (100% Contra Costa Health Plan Enterprise Fund II)
- C. 86** APPROVE and AUTHORIZE the Health Services Director, or designee, to execute a contract with Claudell Stephens, M.D. & Yvonne Cobs, NP Medical Practices Healthy Living Clinic in an amount not to exceed \$200,000 to provide primary care services to Contra Costa Health Plan members for the period July 1, 2018 through June 30, 2020. (100% Contra Costa Health Plan Enterprise Fund II)
- C. 87** APPROVE and AUTHORIZE the Health Services Director, or designee to execute a contract with Ian Craig Brown, M.D., in an amount not to exceed \$150,000 to provide anesthesia services to the Obstetrics and Labor and Delivery Units at Contra Costa Regional Medical Center and Health Centers for the period July 1, 2018 through June 30, 2019. (100% Hospital Enterprise Fund I)
- C. 88** APPROVE and AUTHORIZE the Health Services Director, or designee, to execute a contract containing modified indemnification language with HealthX, Inc., in an amount not to exceed \$199,500 for provider directory software and support services for Contra Costa Health Plan's on-line provider directory, for the period July 24, 2018 through July 23, 2021. (100% Contra Costa Health Plan Enterprise Fund II)
- C. 89** APPROVE and AUTHORIZE the Health Services Director, or designee, to execute a contract with Center for Human Development in an amount not to exceed \$672,252 to provide substance abuse primary prevention program services to high-risk youth for the period July 1, 2018 through June 30, 2019. (100% Federal Substance Abuse Prevention and Treatment Primary Prevention)

- C. 90** APPROVE and AUTHORIZE the Health Services Director, or designee, to execute a contract with Ujima Family Recovery Services in an amount not to exceed \$414,060 to provide trauma therapy, case management and assessment services for SAMHWORKS clients for the period July 1, 2018 through June 30, 2019. (63% CalWORKS Alcohol and Other Drugs Services, 37% CalWORKS Mental Health)
- C. 91** APPROVE and AUTHORIZE the Health Services Director, or designee, to execute a contract with Firstsource Solutions USA, LLC, in an amount not to exceed \$500,000 to provide consulting and technical assistance to patients of Contra Costa Regional Medical Center and Health Centers on Medi-Cal eligibility, collection issues, and administrative appeals for the period July 1, 2018 through June 30, 2019. (100% Hospital Enterprise Fund I)
- C. 92** APPROVE and AUTHORIZE the Health Services Director, or designee, to execute a contract with Anka Behavioral Health, Inc., in an amount not to exceed \$1,019,782 to provide mental health services and support to adults with serious and persistent mental illness in Central County for the period July 1, 2018 through June 30, 2019, including a six-month automatic extension through December 31, 2019 in an amount not to exceed \$509,891. (62% Federal Medi-Cal, 38% Mental Health Services Act)
- C. 93** APPROVE and AUTHORIZE the Health Services Director, or designee, to execute a contract with Allegis Group Holdings, Inc., in an amount not to exceed \$5,000,000 for temporary help and recruitment for hard to fill information services positions for the Health Services' Information Systems Unit for the period July 1, 2018 through December 31, 2019. (100% Hospital Enterprise Fund I)
- C. 94** APPROVE and AUTHORIZE the Public Works Director, or designee, to execute a contract amendment with QueBit Consulting LLC to increase the payment limit by \$50,000 to a new payment limit of \$150,000 and extend the term from August 1, 2018 through August 1, 2019, to provide technical assistance with the IBM Cognos software and TM1 database application used for the Capital Road Improvement and Preservation Program Tool Project, Countywide. (100% Local Road and Transportation Funds)
- C. 95** APPROVE and AUTHORIZE the Health Services Director, or designee, to execute a contract containing modified indemnification language with BHC Sierra Vista Hospital, Inc., in an amount not to exceed \$250,000 to provide inpatient psychiatric hospital services to County-referred adults and adolescents for the period July 1, 2018 through June 30, 2019. (100% Mental Health Realignment)
- C. 96** APPROVE and AUTHORIZE the Health Services Director, or designee, to execute a contract with Addiction Research and Treatment, Inc., in an amount not to exceed \$7,522,370 to provide methadone maintenance treatment services to County residents for the period July 1, 2018 through June 30, 2019. (50% Federal Drug Medi-Cal, 50% State Drug Medi-Cal)



- C. 97** APPROVE and AUTHORIZE the Health Services Director, or designee, to execute a contract with Lifelong Medical Care in an amount not to exceed \$130,786 to provide Mental Health Services Act prevention and early intervention services to older adults in West County for the period July 1, 2018 through June 30, 2019, with a six-month automatic extension through December 31, 2019 in an amount not to exceed \$65,393. (100% Mental Health Services Act)
- C. 98** APPROVE and AUTHORIZE the Health Services Director, or designee, to execute a contract with R.E.A.C.H. Project in an amount not to exceed \$1,362,420 to provide drug abuse prevention and treatment services for youth and adults in East County for the period July 1, 2018 through June 30, 2019. (54% Drug Medi-Cal, 33% Federal Substance Abuse Prevention and Treatment Set-Aside Grants, 9% CalWORKS, 4% Probation Department)
- C. 99** APPROVE and AUTHORIZE the Health Services Director, or designee, to execute a contract with Nordic Consulting Partners, Inc. in an amount not to exceed \$6,000,000 to provide consultation and technical assistance for the Department's electronic health record system for the period July 1, 2018 through December 31, 2019. (100% Hospital Enterprise Fund I)
- C.100** APPROVE and AUTHORIZE the Public Works Director, or designee, to execute an amendment to the November 1, 2017 contract between the County and Bates-Stringer – Oak Park, LLC to increase the payment limit by \$275,000 to a new payment limit of \$1,550,000; amend the Service Plan, and update the Strategic Plan that relates to the possible development of County-owned property on Oak Park Boulevard in Pleasant Hill, as recommended by the Public Works Director. (100% General Fund)
- C.101** APPROVE and AUTHORIZE the Health Services Director, or designee, to execute a contract with Concord Yellow Cab, Inc., in an amount not to exceed \$300,000 to provide taxicab transportation services for patients of Contra Costa Regional Medical Center and Health Centers and other County health facilities for the period July 1, 2018 through June 30, 2019. (100% by Hospital Enterprise Fund I)
- C.102** APPROVE and AUTHORIZE the Health Services Director, or designee, to execute a contract with Contra Costa ARC in an amount not to exceed \$194,670 to provide mental health services to recipients of the CalWORKS Program and their children for the period July 1, 2018 through June 30, 2019, with a six-month automatic extension through December 31, 2019 in an amount not to exceed \$97,335. (59% CalWORKS, 41% Substance Abuse Mental Health WORKS)

- C.103** APPROVE clarification of Board action of June 26, 2018 (Item C.122), which authorized the Employment and Human Services Director to execute a contract with YMCA of the East Bay to provide Attachment, Self Regulation, and Competency Project services, to reflect the correct contract payment limit of \$115,000, rather than \$80,000, with no change in the term from July 1, 2018 to June 30, 2019. (100% State)
- C.104** APPROVE and AUTHORIZE the Health Services Director, or designee, to execute a contract with RYSE, Inc., in an amount not to exceed \$488,368 to provide Mental Health Services Act prevention and early intervention services to at-risk youth in the county for the period July 1, 2018 through June 30, 2019, including a six-month automatic extension through December 31, 2019 in an amount not to exceed \$244,184. (100% Mental Health Services Act)
- C.105** APPROVE and AUTHORIZE the Public Defender, or designee, to execute a contract with Catholic Charities of the Diocese of Oakland, in an amount not to exceed \$872,553 to provide Civil Legal Deportation Defense and Community Services for Stand Together Contra Costa, for the period from July 1, 2018 through June 30, 2019. (46% State Public Safety Realignment, 54% Restricted Donation Revenue)
- C.106** APPROVE and AUTHORIZE the Employment and Human Services Director, or designee, to execute a contract with Seneca Family of Agencies in an amount not to exceed \$624,000 to provide Wraparound Program services Countywide to increase placement stability of children for the period July 1, 2018 through June 30, 2019. (60% State, 40% County)
- C.107** APPROVE and AUTHORIZE the Purchasing Agent to execute, on behalf of the Health Services Director, a purchase order amendment with Steris Corporation to increase the payment limit by \$100,000 to a new payment limit of \$175,000 for the purchase of medical supplies for the Sterile Processing Unit at the Contra Costa Regional Medical Center for the period September 1, 2017 through August 31, 2019. (100% Hospital Enterprise Fund I)
- C.108** APPROVE and AUTHORIZE the Purchasing Agent to execute, on behalf of the Health Services Director, a purchase order with AGFA Healthcare Corporation in an amount not to exceed \$187,764 for the purchase of a digital mobile radiography unit for Contra Costa Regional Medical Center and Health Centers. (100% Hospital Enterprise Fund I)
- C.109** APPROVE and AUTHORIZE the Health Services Director, or designee, to execute a contract with Alex Smirnoff, M.D., in an amount not to exceed \$140,000 to provide Medi-Cal specialty mental health services for the period July 1, 2018 through June 30, 2020. (50% Federal Medi-Cal, 50% State Mental Health Realignment)

- C.110** APPROVE and AUTHORIZE the Purchasing Agent to execute, on behalf of the Health Services Director, a purchase order with Target in an amount not to exceed \$9,000 to procure \$20 gift cards to be used as incentives for Contra Costa Health Plan Members to participate in health improvement activities, for the period July 1, 2018 through December 31, 2018. (100% Contra Costa Health Plan Enterprise II Funds)
- C.111** APPROVE and AUTHORIZE the Conservation and Development Director, or designee, to execute a contract amendment with Ambient Air, Inc., to extend the term from July 31, 2018 through December 31, 2019 and increase the payment limit by \$100,000 to a new payment limit of \$550,000, to provide additional home weatherization services to low income residents in Contra Costa County through the Department's Weatherization Program. (100% State and federal Weatherization Program funds)
- C.112** APPROVE and AUTHORIZE the Conservation and Development Director, or designee, to execute a contract amendment with Ambient Air, Inc., to extend the term from July 31, 2018 through December 31, 2019, with no change to the original payment limit of \$350,000 to provide additional home weatherization services to low income residents in Contra Costa County through the Department's Weatherization Program. (100% State and Federal Weatherization Program funds)

### Other Actions

- C.113** APPROVE and AUTHORIZE the Conservation and Development Department to initiate a General Plan Amendment process to amend the Land Use Element and/or Conservation Element of the 2005-2020 Contra Costa County General Plan by adding policies addressing greenhouse gas emissions and air quality impacts related to warehousing and similar types of commercial and industrial development. (County File #GP18-0004) (100% Land Development Funds)
- C.114** ACCEPT the June 2018 update of the operations of the Employment and Human Services Department, Community Services Bureau, as recommended by the Employment and Human Services Director. (No fiscal impact)
- C.115** CONSENT to deferment of payments on a loan consisting of HOME Investment Partnerships Act and Community Development Block Grant funds made to Giant Road Development, L.P., for the Giant Road Apartments in San Pablo to allow for repairs of water intrusion, as recommended by the Conservation and Development Director. (100% Federal funds)
- C.116** DECLARE as surplus and AUTHORIZE the Purchasing Agent to dispose of fully depreciated vehicles and equipment no longer needed for public use, as recommended by the Public Works Director, Countywide. (No fiscal impact)

- C.117** APPROVE and AUTHORIZE the Auditor-Controller to pay \$35,000 to Advanced Medical Personnel Services, Inc., for temporary medical therapy staff services at Contra Costa Regional Medical Center and Health Centers for the period June 1 through June 30, 2018. (100% Hospital Enterprise Fund I)
- C.118** APPROVE and AUTHORIZE the revisions to Contra Costa County Neighborhood Preservation Program Policy and Guidelines, as recommended by the Conservation and Development Director. (100% Community Development Block Grant funds)
- C.119** APPROVE and AUTHORIZE forgiveness of \$364,011 of Neighborhood Preservation Program loans made to owner/occupants of mobile homes, as recommended by the Conservation and Development Director. (100% Federal funds)
- C.120** ACCEPT the FY 2016-17 AB 109 Annual Report, prepared by Resource Development Associates and recommended by the Public Protection Committee of the Board of Supervisors.
- C.121** SET the special tax levy for County Service Areas P-2 Zone A (Blackhawk), P-2 Zone B (Alamo) and P-5 (Round Hill) for fiscal year 2018/2019, as recommended by the Sheriff-Coroner. (100% Restricted Property Tax revenue)
- C.122** SET the special tax levy for police services zones in County Service Area P-6 for Fiscal Year 2018-2019, as recommended by the Sheriff-Coroner. (100% Restricted Property Tax revenue)
- C.123** APPROVE and AUTHORIZE the Purchasing Agent to execute, on behalf of the Sheriff-Coroner, a purchase order with Night Vision Devices, in an amount not to exceed \$129,507 for the purchase of enhanced night vision and video optic equipment. (100% Federal)
- C.124** WAIVE the County policy that requires competitive bidding for community-based services to enable the Health Services Department to expend recently awarded federal funding for alcohol and other drugs services by the October 1, 2018 federal deadline, as recommended by the County Administrator. (100% Federal Substance Abuse and Prevention Treatment Block Grant)
- C.125** APPROVE and AUTHORIZE the Health Services Director, or designee, to execute a contract with Blue Cross of California (dba Anthem Blue Cross) to provide patient referrals of eligible women and their infants for the Black Infant Health Program for the period July 1, 2018 through June 30, 2020. (Non-financial agreement)

- C.126** APPROVE and AUTHORIZE the Health Services Director, or designee, to execute a contract with Health Career College to provide supervised field instruction at Contra Costa Regional Medical Center and Health Centers for electrocardiogram, medical assisting externship and phlebotomy students for the period July 1, 2018 through June 30, 2021. (Non-financial agreement)
- C.127** APPROVE and AUTHORIZE the Health Services Director, or designee, to execute a contract with Mt. Diablo Unified School District, Adult Education to provide supervised field instruction to dental assistant students in the County's Public Health Division for the period July 1, 2018 through June 30, 2020. (Non-financial agreement)
- C.128** ADOPT Resolution No. 2018/442 confirming Final Report for CSA EM-1 (Emergency Medical Services) and setting assessments to be collected with the Fiscal Year 2018-19 property taxes, as recommended by the Health Services Director.
- C.129** APPROVE and AUTHORIZE the Director Employment and Human Services Department, or designee, to execute a memorandum of understanding containing modified indemnification language between the California Automated Consortium Eligibility System and the Welfare Client Data System Consortium, which includes Contra Costa County, to outline the responsibilities of each party as it relates to the Statewide Automated Welfare System. (Various Federal/State/County funds)
- C.130** CONTINUE the emergency action originally taken by the Board of Supervisors on November 16, 1999, and most recently approved by the Board on July 10, 2018, regarding the issue of homelessness in Contra Costa County, as recommended by the Health Services Director. (No fiscal impact)
- C.131** APPROVE and AUTHORIZE County Counsel or her designee to execute on behalf of the County two conflict waivers acknowledging potential conflicts of interest and consenting to Foley & Lardner LLP representing two drug manufacturers, Gilead Sciences, Inc. and Bayer Healthcare, LLC, while continuing to represent the County in other matters, including a discount drug pricing program. (No fiscal impact)
- C.132** APPROVE and AUTHORIZE County Counsel, or designee, to execute on behalf of the County a conflict waiver in connection with Goldfarb & Lipman representing both the County and the City of Antioch in a transaction where the outstanding loans of both entities to two affordable housing developments in Antioch, Pinecrest Apartments and Terrace Glen Apartments, will be affected by a refinancing of the developments' debt for the purpose of rehabilitating the developments. (No fiscal impact)

- C.133** APPROVE and AUTHORIZE, the Public Works Director, or designee to execute a Memorandum of Understanding with the City of Pleasant Hill and the Pleasant Hill Recreation and Park District for the potential development of County property located at 1700 and 1750 Oak Park Boulevard in Pleasant Hill; APPROVE and AUTHORIZE the County Administrator to execute a related joint powers agreement with the Mount Diablo Unified School District and take related actions under the California Environmental Quality Act, as recommended by the Public Works Director. (100% General Fund)
- C.134** AUTHORIZE relief of cash shortage in the Public Works Department in the amount of \$6,557. (100% County Service Areas M-17 & R-10 funds)
- C.135** ADOPT 2018/443 approving the Side Letter between Contra Costa County and the California Nurses Association (CNA) modifying the Preamble and Section 64 Duration of Agreement of the Memorandum of Understanding to extend the contract from July 31, 2018 through September 30, 2018, as recommended by the County Administrator.
- C.136** ADOPT Resolution No. 2018/445, approving a side letter between Contra Costa County and the Deputy Sheriff's Association (DSA), Management Unit, to incorporate provisions for the classification of Sheriff's Communication Center Director (64NC) into the DSA, Management Unit Memorandum of Understanding, as recommended by County Administrator.

### **GENERAL INFORMATION**

The Board meets in all its capacities pursuant to Ordinance Code Section 24-2.402, including as the Housing Authority and the Successor Agency to the Redevelopment Agency. Persons who wish to address the Board should complete the form provided for that purpose and furnish a copy of any written statement to the Clerk.

Any disclosable public records related to an open session item on a regular meeting agenda and distributed by the Clerk of the Board to a majority of the members of the Board of Supervisors less than 96 hours prior to that meeting are available for public inspection at 651 Pine Street, First Floor, Room 106, Martinez, CA 94553, during normal business hours.

All matters listed under CONSENT ITEMS are considered by the Board to be routine and will be enacted by one motion. There will be no separate discussion of these items unless requested by a member of the Board or a member of the public prior to the time the Board votes on the motion to adopt.

Persons who wish to speak on matters set for PUBLIC HEARINGS will be heard when the Chair calls for comments from those persons who are in support thereof or in opposition thereto. After persons have spoken, the hearing is closed and the matter is subject to discussion and action by the Board. Comments on matters listed on the agenda or otherwise within the purview of the Board of Supervisors can be submitted to the office of the Clerk of the Board via mail: Board of Supervisors, 651 Pine Street Room 106, Martinez, CA 94553; by fax: 925-335-1913.

The County will provide reasonable accommodations for persons with disabilities planning to attend Board meetings who contact the Clerk of the Board at least 24 hours before the meeting, at (925) 335-1900; TDD (925) 335-1915. An assistive listening device is available from the Clerk, Room 106.

Copies of recordings of all or portions of a Board meeting may be purchased from the Clerk of the Board. Please telephone the Office of the Clerk of the Board, (925) 335-1900, to make the necessary arrangements.

Forms are available to anyone desiring to submit an inspirational thought nomination for inclusion on the Board Agenda. Forms may be obtained at the Office of the County Administrator or Office of the Clerk of the Board, 651 Pine Street, Martinez, California.

Subscribe to receive to the weekly Board Agenda by calling the Office of the Clerk of the Board, (925) 335-1900 or using the County's on line subscription feature at the County's Internet Web Page, where agendas and supporting information may also be viewed:

[www.co.contra-costa.ca.us](http://www.co.contra-costa.ca.us)

### **STANDING COMMITTEES**

The **Airport Committee** (Supervisors Diane Burgis and Karen Mitchoff) meets quarterly on the second Wednesday of the month at 11:00 a.m. at the Director of Airports Office, 550 Sally Ride Drive, Concord.

The **Family and Human Services Committee** (Supervisors Candace Andersen and John Gioia) meets on the fourth Monday of the month at 10:30 a.m. in Room 101, County Administration Building, 651 Pine Street, Martinez.

The **Finance Committee** (Supervisors Karen Mitchoff and John Gioia) meets on the fourth Monday of the month at 9:00 a.m. in Room 101, County Administration Building, 651 Pine Street, Martinez.

The **Hiring Outreach Oversight Committee** (Supervisors Candace Andersen and Federal D. Glover) meets quarterly on the first Monday of every other month at 1:00 p.m. in Room 101, County Administration Building, 651 Pine Street, Martinez.

The **Internal Operations Committee** (Supervisors Diane Burgis and Candace Andersen) meets on the second Monday of the month at 1:00 p.m. in Room 101, County Administration Building, 651 Pine Street, Martinez.

The **Legislation Committee** (Supervisors Karen Mitchoff and Diane Burgis) meets on the second Monday of the month at 10:30 a.m. in Room 101, County Administration Building, 651 Pine Street, Martinez.

The **Public Protection Committee** (Supervisors John Gioia and Federal D. Glover) meets on the first Monday of the month at 10:30 a.m. in Room 101, County Administration Building, 651 Pine Street, Martinez.

The **Transportation, Water & Infrastructure Committee** (Supervisors Karen Mitchoff and Candace Andersen) meets on the second Monday of the month at 9:00 a.m. in Room 101, County Administration Building, 651 Pine Street, Martinez.

Airports Committee	September 12, 2018	11:00 a.m.	See above
Family & Human Services Committee	August 27, 2018 Canceled Next meeting September 24, 2018	10:30 a.m.	See above
Finance Committee	August 27, 2018	9:00 a.m.	See above
Hiring Outreach Oversight Committee	September 10, 2018	1:00 p.m.	See above
Internal Operations Committee	August 13, 2018 Canceled Next Meeting September 10, 2018	1:00 p.m.	See above
Legislation Committee	August 13, 2018	10:30 a.m.	See above
Public Protection Committee	August 6, 2018	10:30 a.m.	See above
Transportation, Water & Infrastructure Committee	August 13, 2018 Canceled Special Meeting August 20, 2018	2:00 p.m.	See above

**AGENDA DEADLINE: Thursday, 12 noon, 12 days before the Tuesday Board meetings.**

**Glossary of Acronyms, Abbreviations, and other Terms (in alphabetical order):**

Contra Costa County has a policy of making limited use of acronyms, abbreviations, and industry-specific language in its Board of Supervisors meetings and written materials. Following is a list of commonly used language that may appear in oral presentations and written materials associated with Board meetings:

- AB** Assembly Bill
- ABAG** Association of Bay Area Governments
- ACA** Assembly Constitutional Amendment
- ADA** Americans with Disabilities Act of 1990
- AFSCME** American Federation of State County and Municipal Employees
- AICP** American Institute of Certified Planners
- AIDS** Acquired Immunodeficiency Deficiency Syndrome
- ALUC** Airport Land Use Commission
- AOD** Alcohol and Other Drugs



**ARRA** American Recovery & Reinvestment Act of 2009  
**BAAQMD** Bay Area Air Quality Management District  
**BART** Bay Area Rapid Transit District  
**BayRICS** Bay Area Regional Interoperable Communications System  
**BCDC** Bay Conservation & Development Commission  
**BGO** Better Government Ordinance  
**BOS** Board of Supervisors  
**CALTRANS** California Department of Transportation  
**CalWIN** California Works Information Network  
**CalWORKS** California Work Opportunity and Responsibility to Kids  
**CAER** Community Awareness Emergency Response  
**CAO** County Administrative Officer or Office  
**CCE** Community Choice Energy  
**CCCPCFD (ConFire)** Contra Costa County Fire Protection District  
**CCHP** Contra Costa Health Plan  
**CCTA** Contra Costa Transportation Authority  
**CCRMC** Contra Costa Regional Medical Center  
**CCWD** Contra Costa Water District  
**CDBG** Community Development Block Grant  
**CFDA** Catalog of Federal Domestic Assistance  
**CEQA** California Environmental Quality Act  
**CIO** Chief Information Officer  
**COLA** Cost of living adjustment  
**ConFire (CCCPCFD)** Contra Costa County Fire Protection District  
**CPA** Certified Public Accountant  
**CPI** Consumer Price Index  
**CSA** County Service Area  
**CSAC** California State Association of Counties  
**CTC** California Transportation Commission  
**dba** doing business as  
**DSRIP** Delivery System Reform Incentive Program  
**EBMUD** East Bay Municipal Utility District  
**ECCPCFD** East Contra Costa Fire Protection District  
**EIR** Environmental Impact Report  
**EIS** Environmental Impact Statement  
**EMCC** Emergency Medical Care Committee  
**EMS** Emergency Medical Services  
**EPSDT** Early State Periodic Screening, Diagnosis and Treatment Program (Mental Health)  
**et al.** et alii (and others)  
**FAA** Federal Aviation Administration  
**FEMA** Federal Emergency Management Agency  
**F&HS** Family and Human Services Committee  
**First 5** First Five Children and Families Commission (Proposition 10)  
**FTE** Full Time Equivalent  
**FY** Fiscal Year  
**GHAD** Geologic Hazard Abatement District  
**GIS** Geographic Information System  
**HCD** (State Dept of) Housing & Community Development

**HHS** (State Dept of ) Health and Human Services  
**HIPAA** Health Insurance Portability and Accountability Act  
**HIV** Human Immunodeficiency Virus  
**HOME** Federal block grant to State and local governments designed exclusively to create affordable housing for low-income households  
**HOPWA** Housing Opportunities for Persons with AIDS Program  
**HOV** High Occupancy Vehicle  
**HR** Human Resources  
**HUD** United States Department of Housing and Urban Development  
**IHSS** In-Home Supportive Services  
**Inc.** Incorporated  
**IOC** Internal Operations Committee  
**ISO** Industrial Safety Ordinance  
**JPA** Joint (exercise of) Powers Authority or Agreement  
**Lamorinda** Lafayette-Moraga-Orinda Area  
**LAFCo** Local Agency Formation Commission  
**LLC** Limited Liability Company  
**LLP** Limited Liability Partnership  
**Local 1** Public Employees Union Local 1  
**LVN** Licensed Vocational Nurse  
**MAC** Municipal Advisory Council  
**MBE** Minority Business Enterprise  
**M.D.** Medical Doctor  
**M.F.T.** Marriage and Family Therapist  
**MIS** Management Information System  
**MOE** Maintenance of Effort  
**MOU** Memorandum of Understanding  
**MTC** Metropolitan Transportation Commission  
**NACo** National Association of Counties  
**NEPA** National Environmental Policy Act  
**OB-GYN** Obstetrics and Gynecology  
**O.D.** Doctor of Optometry  
**OES-EOC** Office of Emergency Services-Emergency Operations Center  
**OPEB** Other Post Employment Benefits  
**OSHA** Occupational Safety and Health Administration  
**PACE** Property Assessed Clean Energy  
**PARS** Public Agencies Retirement Services  
**PEPRA** Public Employees Pension Reform Act  
**Psy.D.** Doctor of Psychology  
**RDA** Redevelopment Agency  
**RFI** Request For Information  
**RFP** Request For Proposal  
**RFQ** Request For Qualifications  
**RN** Registered Nurse  
**SB** Senate Bill  
**SBE** Small Business Enterprise  
**SEIU** Service Employees International Union  
**SUASI** Super Urban Area Security Initiative

**SWAT** Southwest Area Transportation Committee  
**TRANSPAC** Transportation Partnership & Cooperation (Central)  
**TRANSPLAN** Transportation Planning Committee (East County)  
**TRE** or **TTE** Trustee  
**TWIC** Transportation, Water and Infrastructure Committee  
**UASI** Urban Area Security Initiative  
**VA** Department of Veterans Affairs  
**vs.** versus (against)  
**WAN** Wide Area Network  
**WBE** Women Business Enterprise  
**WCCTAC** West Contra Costa Transportation Advisory Committee



Contra  
Costa  
County

To: Board of Supervisors  
From: David Twa, County Administrator  
Date: July 24, 2018

Subject: Public Hearing - Factfinding Report and Recommendation AFSCME 2700 vs. Contra Costa County

---

**RECOMMENDATION(S):**

1. OPEN public hearing on attached Factfinding Report and Recommendation dated June 8, 2018 in *AFSCME Local 2700 v. County of Contra Costa*, PERB Case No. SF-IM-201-M;
2. CLOSE public hearing;
3. ACCEPT Factfinding Report and Recommendation dated June 8, 2018; and
4. IMPLEMENT assignment of training duties to Children's Services System Support Specialist classification.

**FISCAL IMPACT:**

None.

---

APPROVE

OTHER

RECOMMENDATION OF CNTY ADMINISTRATOR

RECOMMENDATION OF BOARD COMMITTEE

---

Action of Board On: **07/24/2018**  APPROVED AS RECOMMENDED  OTHER

Clerks Notes:

**VOTE OF SUPERVISORS**

I hereby certify that this is a true and correct copy of an action taken and entered on the minutes of the Board of Supervisors on the date shown.

ATTESTED: July 24, 2018

Contact: Lisa Driscoll, Finance  
Director (925) 335-1023

David J. Twa, County Administrator and Clerk of the Board of Supervisors

By: , Deputy

cc: Kathy Gallagher, EHSD Director, AFSCME Local 2700

### BACKGROUND:

On March 16, 2018, AFSCME Local 2700 filed a request for factfinding regarding the assignment of training duties to the Children's Services System Support Specialist (CSSS Specialist) classification. At issue in this case was whether the County could assign CSSS Specialists to provide group training on the Child Welfare Services/Case Management System (CWS/CMS) and whether the County must provide additional compensation for requiring the training duties. The CSSS Specialist job specification states that the classification provides training on CWS/CMS use, access, and applications, and the classification also develops and provides individual and group training on the use and application of CWS/CMS. On June 8, 2018, following a factfinding hearing held on May 11, 2018, the Factfinding Panel issued a Report and Recommendation that supported the County's position that the County can assign training duties in accordance with the CSSS Specialist job specification and that no additional compensation is required. (See pages 10 and 11 of attached Report). The County attempted to negotiate a settlement to the impasse with AFSCME Local 2700 following the issuance of the factfinding report, but no settlement was reached. Therefore, as authorized by Government Code section 3505.7, it is recommended that the Board hold a public hearing on the Factfinding Report and Recommendation, accept the Report and Recommendation, and implement the assignment of training duties identified in the job specification to the CSSS Specialist classification as supported by the Factfinding Report and Recommendation (pages 10-11).

### CONSEQUENCE OF NEGATIVE ACTION:

Employment and Human Services Department will continue to experience delay in training employees.

### ATTACHMENTS

Factfinding Report - AFSCME 2700 v Contra Costa County

1 Andrea L. Dooley, Arbitrator  
2 5111 Telegraph Avenue #273  
3 Oakland, CA 94609  
4 (510) 719-3089  
5 andrealdooley@gmail.com

6 IN THE FACTFINDING PROCEEDINGS

7 PURSUANT TO MEYER-MILIAS BROWN ACT

8 AMERICAN FEDERATION OF STATE,  
9 COUNTY & MUNICIPAL EMPLOYEES,  
10 LOCAL 2700,

11 Union,

12 vs.

13 COUNTY OF CONTRA COSTA,

14 Employer.

Case No.: PERB Case No. SF-IM-201-M

FACTFINDING REPORT AND  
RECOMMENDATION FOR SETTLEMENT  
AFTER HEARING

15 Chairperson: Andrea L. Dooley, Arbitrator  
16 Employer Panel Member: Jeff Bailey, Labor Relations Manager  
17 County of Contra Costa  
18 Union Panel Member: Charles Allen, Business Agent  
19 AFSCME Council 57

20 Hearing Date: May 11, 2018

21 Appearances: For the Employer:  
22 Cynthia A. Schwerin, Esq.,  
23 Deputy County Counsel, County of Contra Costa  
24 For the Union:  
25 Andrew H. Baker, Esq.  
26 Beeson, Tayer & Bodine

1 **INTRODUCTION**

2 The County of Contra Costa (hereinafter “County” or “Employer”) and the American  
3 Federation of State, County and Municipal Employees, Local 2700, (hereinafter “AFSCME” or  
4 “Union”) are parties to a collective bargaining agreement. The Employer sought to implement  
5 changes to the Department of Children and Family Services (CFS) Children’s Services Support  
6 Specialist (CSSS) position in August 2017. The parties met twice on November 16, 2017 and  
7 February 6, 2018 but were not able to reach an agreement.  
8

9 The parties notified PERB that they were at an impasse and properly selected their panel  
10 members and Neutral Panel Member Andrea Dooley on April 2, 2018.  
11

12 The factfinding panel convened a hearing on May 11, 2018. Both parties presented facts  
13 through their presenters (listed above) and the parties attempted mediation following the close of  
14 presentations. The parties were unable to reach an agreement, so the Panel Chair makes the  
15 following recommendations.  
16

17 **FACTFINDING CRITERIA**

18 The Panel relied on Government Code Section 3505.4 in reaching its findings and  
19 recommendations:  
20

21 (d) In arriving at their findings and recommendations, the factfinders shall consider,  
22 weigh, and be guided by all the following criteria:

- 23 (1) State and federal laws that are applicable to the employer.
- 24 (2) Local rules, regulations, or ordinances.
- 25 (3) Stipulations of the parties.
- 26 (4) The interests and welfare of the public and the financial ability of the public agency.
- (5) Comparison of the wages, hours, and conditions of employment of the employees involved in the factfinding proceeding with the wages, hours, and

1 conditions of employment of other employees performing similar services in  
2 comparable public agencies.

3 (6) The consumer price index for goods and services, commonly known as the  
4 cost of living.

5 (7) The overall compensation presently received by the employees, including  
6 direct wage compensation, vacations, holidays, and other excused time,  
7 insurance and pensions, medical and hospitalization benefits, the continuity and  
8 stability of employment, and all other benefits received.

9 (8) Any other facts, not confined to those specified in paragraphs (1) to (7),  
10 inclusive, which are normally or traditionally taken into consideration in making  
11 the findings and recommendations.

12 The Panel were provided facts that related to the following criteria:

13 State and Federal Laws

14 Government Code Section 3505 states:

15 The governing body of a public agency, or such boards, commissions, administrative  
16 officers or other representatives as may be properly designated by law or by such  
17 governing body, shall meet and confer in good faith regarding wages, hours, and other  
18 terms and conditions of employment with representatives of such recognized employee  
19 organizations, as defined in subdivision (b) of Section 3501, and shall consider fully  
20 such presentations as are made by the employee organization on behalf of its members  
21 prior to arriving at a determination of policy or course of action.

22 "Meet and confer in good faith" means that a public agency, or such representatives as it  
23 may designate, and representatives of recognized employee organizations, shall have the  
24 mutual obligation personally to meet and confer promptly upon request by either party  
25 and continue for a reasonable period of time in order to exchange freely information,  
26 opinions, and proposals, and to endeavor to reach agreement on matters within the scope  
of representation prior to the adoption by the public agency of its final budget for the  
ensuing year. The process should include adequate time for the resolution of impasses  
where specific procedures for such resolution are contained in local rule, regulation, or  
ordinance, or when such procedures are utilized by mutual consent.

Stipulations of the Parties

The parties have stipulated to the following facts:

1. The state of California mandates that all counties must use the Child Welfare  
System (CWS)/Case Management System (CMS).



1 2. The state of California pays for the Bay Area Academy to provide three-day  
2 trainings on the CWS/CMS modules.

3 Welfare and Interests of the Public

4 County employees in the Department of Children and Family Services and related  
5 department need to know how to use CWS/CMS. It is required by law. The practical  
6 implications of employees not knowing how to use the system puts children at risk. Users must  
7 use the system correctly to ensure the safety of children in the CFS System.

8 Comparison to Other Employees

9 The Union provided examples of job classifications in other counties which they  
10 contend are equivalent to the CSSS Specialist position in question as it relates to CWS/CMS-  
11 related work. The table below identifies the County, the job title, the annual salary range and  
12 the CWS/CMS training duties described in the classification specifications provided.  
13  
14

15 Ex.	County	Job Title	Salary Range	Training Duties
16 EX7	Contra Costa	CSSS Specialist	57,737-70,180	Yes
JX2	Contra Costa	SS Staff Dev. Specialist	72,719-88,391	Yes
17 UX1	Sonoma	Admin. Aide	53,200-64,679	No
18 UX2	Marin	Tech. Systems Spec. II	78,292-93,736	Yes
UX3	Santa Clara	SSA App and DS Spec I	67,699-81,947	Yes
19 UX4	Alameda	IS Specialist	63,564-85,113	No

20 Overall Compensation

21 See above.

22 Other Factors

23 The Panel has considered all other evidence and arguments provided by the parties, as  
24 well as proposals which were made during the meet and confer process.  
25  
26

1 **ISSUE**

2 At issue in this case is whether the Employer can assign CSSS Specialists to provide  
3 group training on CWS/CMS to other County employees. The Employer contends that they may  
4 do so based on the job classification specification and have offered to provide necessary training  
5 to any employee who needs assistance learning to provide instruction in a group setting.  
6

7 The Union proposes that either the CSSS Specialists be given a salary increase to reflect  
8 their change in duties or that the work be assigned to the Social Service Staff Development  
9 Specialist.  
10

11 **FINDING OF FACTS**

12 The County of Contra Costa (“County” or “Employer”) and the American Federation of  
13 State, County & Municipal Employees, Local 2700 (“AFSCME” or “Union”) are parties to a  
14 Memorandum of Understanding (“MOU”). The MOU had an original term of July 1, 2013 to  
15 June 30, 2017, and was extended to June 30, 2019, by mutual agreement of the parties. JX 1<sup>1</sup>.  
16

17 This matter concerns the Children’s Services System Support (CSSS) Specialist  
18 classification in the County’s Department of Children and Family Services (CFS). The CSSS  
19 Specialist is commonly referred to as an ATM, which stands for Application Trainer Mentor. In  
20 August 2017, CFS sought to assign ATMs to provide group training on the use and application  
21 of Child Welfare Services (CWS) Case Management System (CMS). According to the County,  
22 CWS/CMS training consists of three components:  
23

24 \_\_\_\_\_

25  
26 <sup>1</sup> Joint Exhibit will be abbreviated JX. Union Exhibit will be abbreviated UX. Employer Exhibit will be abbreviated EX.

- 1 1. A basic overview of CWS/CMS provided on an as-needed basis;
- 2 2. Regular module training (Introduction to CWS/CMS & Client Services, Referral
- 3 Intake and Investigation, and Case Management & Case Plans); and,
- 4 3. A basic overview of Safe Measures (i.e. log-on and alert procedures to new staff.
- 5 (EX. 7).
- 6

7 According to the Union, there was a past practice of assigning those duties to a different  
8 County classification, Social Services Staff Development Specialist. The Employer ceased  
9 assigning the work until the parties could meet and confer to resolve the issue.

10 The parties met and conferred on at least two occasions: November 16, 2017, and  
11 February 6, 2018. At the first meeting, CFS provided the Union with information about how  
12 CWS/CMS training had been conducted. For the prior ten years, the module components (No. 2)  
13 had been provided to staff three (3) times a year by the Bay Area Academy (BAA). Due to an  
14 increase in staffing, CFS contends that there is an operational need to provide additional in-house  
15 module trainings, and that this work belongs to the ATM/CSSS Specialist job classification.

16 The ATM/CSSS job classification specifications states that the position “provides  
17 training on (CWS/CMS) system use, access and applications,” and “Develops and provides  
18 individual and group training on the use and application of the CWS/CMS system.” EX 1. The  
19 position also “acts as a resource for Staff Development for training, provides support to  
20 CWS/CMS trainer and attends unit/division meetings to provide feedback. May provide  
21 information that is used to develop curriculum and/or present specific information attending a  
22 training class.” Id. Finally, the job specifications require that employees have the “Ability to:  
23 Train and instruct individuals and groups on the use of software, system and hardware  
24  
25  
26

1 applications.” Id. The previous job classification specification for the position of CWS/CMS  
2 Support Assistant had the same job responsibilities as those indicated in EX 1. EX 2.

3           At its first meeting with the Union, CFS further contended that the CWS/CMS training  
4 nos. 1 and 3 are currently provided by ATMs to employees on a one-on-one basis, and that the  
5 Employer was directing the ATMs to provide the training to groups, as indicated in the job  
6 classification.  
7

8           At the second meeting with the Union, CFS “attempted to engage the Union in discussion  
9 on how to better prepare the impacted employees in the anticipated performance of the full  
10 breadth of required training duties.” EX 7. The Union contends that prior to the practice of using  
11 BAA to provide module training, it was conducted from 2001 until 2009 by a Social Services  
12 Staff Development Specialist who has since retired from the County. The employee, Vicky  
13 Matthews, had been an ATM prior to becoming a Staff Development Specialist.  
14

15           After a layoff of County employees in 2008, the County had a hiring freeze until 2012,  
16 and has contracted out the CWS/CMS training to BAA since that time, hosting three trainings a  
17 year for new employees. The Employer intends to fill 30-40 vacancies and anticipates a need for  
18 more frequent trainings than BAA can provide. The Employer believes that individual trainings  
19 at that level are not efficient.  
20

21           The Union agrees that the ATMs currently provide individual, one-on-one CWS/CMS  
22 training to other County employees on an as-needed basis. At least one ATM is qualified to  
23 perform group training and has experience doing so as a BAA trainer. The other current ATM  
24 has less experience providing group training. The third position is currently vacant.  
25  
26

1 In their current work, the ATMs have created Quick Guides for other employees to  
2 acquaint themselves with different CWS/CMS functions, and routinely provide technical  
3 instruction to end users. EX 5.

4 The Social Services Staff Development Specialists are former Social Workers who  
5 provide policy, programmatic or legal training to other County employees. They use the  
6 CWS/CMS system but are not technical experts in the same way the ATMs are. While they have  
7 extensive training related responsibilities, it is notable that one of the Staff Development  
8 Specialist's typical tasks is "Coordinates and arranges for speakers, instructors or other trainers  
9 to provide training in specific areas as necessary." JX 2. They are also required to have the  
10 ability to "Build into training continuous feedback mechanisms to instructor and participants and  
11 to construct practical evaluation devices to measure participant reaction, learning and behavior  
12 results." Id.

13 This position is distinguished from the ATM job in that it is primarily focused on  
14 "independently performing duties involving planning, developing, conducting and evaluating  
15 training and organizational programs," whereas the ATM are distinguished by their technical  
16 expertise in CWS/CMS computer systems and applications. JX 2, EX 7. The positions are  
17 represented by different bargaining unit representatives but do report to the same Supervisor,  
18 Brittanie Mills. EX 5.

19 Reviewing the positions which the Union contends are comparable, the Panel finds the  
20 following:

- 21 1. The Sonoma County Administrative Aide is distinguished from the ATMs because it  
22 is unrepresented, has a lower overall salary range, has very little training  
23  
24  
25  
26

1 responsibility and no duties related to CWS/CMS. UX 1. It is not a comparable  
2 position.

3 2. The Marin County Technology Systems Specialist II position is distinguished from  
4 the ATMs because their duties are not limited to a single department, and they are  
5 required to provide “training and support to end-users on general application software  
6 as well as specific departmental systems and equipment; provides professional level  
7 support including the development, support and maintenance of assigned hardware  
8 and software systems, support of agency/departmental networks and related  
9 equipment.” UX 2. This position is much more highly compensated and has a broader  
10 portfolio. The ATMs are responsible for a departmental system which was engineered  
11 and required by the State. It is not a comparable position.  
12

13 3. The Santa Clara SSA Application and Decision Support Specialist I is similar to the  
14 ATMs in that their work relates to a single department and they “may train end users  
15 and other stakeholders on policies, processes or systems.” UX 3. However, the bulk  
16 of their work relates to SSA eligibility and/or employment-related services within a  
17 social services agency, and not to the technical components of the software system  
18 they use. It is not a comparable position.  
19

20 4. Similar to the Marin position, the Alameda County Information Systems Specialist is  
21 responsible for a broader portfolio of computer systems, although, like the ATMs,  
22 they are expected to provide technical assistance, new user computer orientation and  
23 system overview and provide formal or informal training as needed. However, they  
24 are county-wide employees expected to provide assistance on a larger set of systems  
25 and applications. It is not a comparable position.  
26

1 The Union contends that ATMs are appropriately providing short and quick orientations  
2 to individuals but that the BAA materials are comprehensive and voluminous compared to the  
3 quick guides they have prepared. JX 3.

#### 4 **RECOMMENDATIONS**

5 After a review of the facts and arguments presented by both parties, the Chair  
6 recommends the following<sup>2</sup>:  
7

- 8 1. The Employer may assign individual and group training duties to the ATM/CSSS  
9 Specialist employees. *These duties are properly in the scope of their job classification*  
10 *based on the plain language in the specifications for the position.*
- 11 2. The Employer shall define the scope of the work as to number of participants, number  
12 of trainings and extent of material to be covered and shall give the ATMs sufficient  
13 time to prepare and present the material to the defined group. Any ATM needing  
14 specialized training in group instruction will be offered such training before being  
15 assigned to provide group CWS/CMS training. *While it is true that this duty falls*  
16 *within the scope of this classification, the Employer has not needed to assign these*  
17 *duties in many years. Therefore, the impact on the current ATM duties is unknown.*  
18 *The Employer should strive to ensure that the ATMs have sufficient time and support*  
19 *to complete all their assigned duties.*
- 20 3. The ATMs are not entitled to additional compensation for the assignment of job  
21 duties which are in the scope of their job classification specifications. *The Chair notes*

22  
23  
24  
25  
26  

---

<sup>2</sup> Recommendations are underlined. Factfinder Chair remarks are in *italics*.  
FACTFINDING REPORT AND RECOMMENDATION FOR SETTLEMENT AFTER HEARING - 10

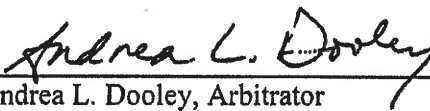
1 that the parties anticipate that they will be in bargaining within 12 months. At that  
2 point, the impact of this new assignment will be better known, and compensation for  
3 this position is subject to bargaining at that time.

- 4  
5 4. The Employer may assign the Staff Development Specialists to coordinate and  
6 evaluate trainings. The Chair notes that the Staff Development Specialists may have  
7 expertise in coordinating trainings that would be valuable to the ATMs and would  
8 minimize the additional work on the existing staff if properly assigned.

9  
10 **CONCLUSION**

11 It is the hope of the Chair that these recommendations will be used by the parties to  
12 negotiate a settlement to the current impasse.

13 Dated: June 8, 2018

14  
15   
16 \_\_\_\_\_  
Andrea L. Dooley, Arbitrator

17 Concur \_\_\_\_\_ X \_\_\_\_\_  
18 Concur in part \_\_\_\_\_  
19 Dissent in part \_\_\_\_\_  
20 Dissent \_\_\_\_\_

Concur \_\_\_\_\_ X \_\_\_\_\_  
Concur in part \_\_\_\_\_  
Dissent in part \_\_\_\_\_  
Dissent \_\_\_\_\_

21   
\_\_\_\_\_  
Jeffrey Bailey, Employer Panel Member

22   
\_\_\_\_\_  
Charles Allen, Union Panel Member





Contra  
Costa  
County

To: Board of Supervisors  
From: PUBLIC PROTECTION COMMITTEE  
Date: July 24, 2018

Subject: Contra Costa County Reentry System Strategic Plan, 2018–2023

---

**RECOMMENDATION(S):**

CONSIDER adopting the Contra Costa County Reentry System Strategic Plan, 2018–2023, as recommended by the Public Protection Committee.

**FISCAL IMPACT:**

The development of the Reentry Strategic Plan was funded primarily through a Federal Smart Reentry grant and Community Recidivism Reduction funding at a cost of \$80,495.

**BACKGROUND:**

In 2017, the Contra Costa County Administrator's Office of Reentry and Justice (ORJ), on behalf of the Board of Supervisors, undertook the development of a five-year Strategic Plan for the Contra Costa County reentry system. This Plan is an update of the County's first Reentry Strategic Plan, adopted in 2011. Through a public procurement process, the County contracted with Resource Development Associates (RDA) to facilitate a stakeholder-driven planning process and draft an updated reentry Strategic Plan. This Plan is meant to expand beyond AB 109 and address the expressed goals and needs of the County's reentry system.

Since 2011, AB 109 has operated as the cornerstone of the County's reentry efforts largely because its Community Corrections revenue has provided a funding source for the various programs and services of the local reentry system. In April 2015 the Public Protection Committee (PPC) removed restrictions limiting these services to the AB 109 population, thereby expanding eligibility to the broader reentry population. In

APPROVE

OTHER

RECOMMENDATION OF CNTY ADMINISTRATOR

RECOMMENDATION OF BOARD COMMITTEE

Action of Board On: **07/24/2018**  APPROVED AS RECOMMENDED  OTHER

Clerks Notes:

**VOTE OF SUPERVISORS**

I hereby certify that this is a true and correct copy of an action taken and entered on the minutes of the Board of Supervisors on the date shown.

ATTESTED: July 24, 2018

Contact: L. DeLaney,  
925-335-1097

David J. Twa, County Administrator and Clerk of the Board of Supervisors

By: , Deputy

cc:

addition to the development of the AB 109 program and County's larger reentry system, since the Reentry Strategic Plan was adopted in 2011 the County has also been the recipient of several state and federal grants that have helped further develop Contra Costa's reentry infrastructure and expertise. Based on these learnings, and several legislative developments that have significantly changed the criminal justice landscape, 2017 presented a prime opportunity to revisit and update the Reentry Strategic Plan.

With oversight and guidance from the Office of Reentry & Justice (ORJ), this planning process considered an array of factors including the reentry population to be served; the County's jail and community supervision system; the reentry service provider network; and findings of previous evaluation efforts. To guide the overall development of the Strategic Plan, a Local Planning Group was convened. This diverse body included membership from state corrections, multiple County agencies, local service providers and community representatives. The Local Planning Group used a collaborative process to identify key reentry system needs related to jail-to-community transitions, post-release program access and linkage, economic security, housing access, behavioral health, and the use and coordination of data.

To understand and appropriately address the local reentry system's strengths and needs that emerge from its landscape of services, programs, and organizations, the strategic planning process was organized into five phases: Project Launch & Discovery, Needs Assessment, Direction Setting, Strategy Development, and Plan Development. The first two phases laid the groundwork for the Strategic Plan by engaging reentry system stakeholders and assessing Contra Costa County's realm of reentry populations, services, and outcomes.

RDA analyzed the needs assessment data, including community input provided through public forums that were held in each of the County's three regions, to identify strengths, challenges, and gaps within the current reentry system. RDA then convened and presented its findings to the Local Planning Group in the Direction Setting phase to ensure that the reentry planning effort was grounded in data.

## **SUMMARY OF THE PLAN**

The 2018-23 Reentry Strategic Plan includes the following Mission Statement, Vision Statement, and Guiding Principles:

### **Mission Statement:**

The Contra Costa County reentry system serves as a collaborative partnership that aids individuals, families, and their support system, in achieving successful community reintegration by facilitating access to a continuum of quality services and improving systemic practices.

### **Vision Statement:**

We envision a county where individuals involved with or impacted by the justice system are treated fairly; have the opportunity to make meaningful, positive contributions; and help build a safe and healthy community.

## **Guiding Principles:**

*Inclusive:* Effective reentry strategies are best created through an inclusive approach that utilizes input from justice system professionals at all levels of government, those with histories of justice system involvement, and other interested stakeholders to develop appropriate interventions that encourage community reintegration and recidivism reduction.

*Evidence-Based:* Better reentry outcomes require a commitment to employing evidence-based practices and continuous quality improvement, while also leaving room for innovative approaches that will produce promising results.

*Partnership:* Collaboration, coordination, information and resource sharing, and communication co-exist as essential elements of productive partnerships and critical components of a high-functioning reentry system.

*Holistic:* Community reintegration is most easily achieved by continuous, appropriate delivery of quality services that are tailored to the holistic needs of individuals and families most impacted by incarceration.

*Rehabilitation, Restoration, and Healing:* To create a safe and healthy community, rehabilitation, restoration, and healing must inform the decisions, policies, and practices of all stakeholders in a reentry system that is client-centered, trauma-informed, and culturally sensitive.

*Culturally Respectful and Responsive:* Diverse perspectives that reflect the wide array of cultures, beliefs,

and attitudes within our community should be reflected in the design and implementation of reentry system approaches.

*Fairness and Equity:* Procedural justice is important and must respect the dignity and experience of all justice-involved people, as well as demonstrate concern for communities experiencing criminal justice disparities that have been persistent and historical.

*Justice Reinvestment:* Reinvesting in the communities most impacted by the criminal justice system supports public safety by addressing the root causes of crime and empowering communities.

*Public Safety:* Effective implementation of reentry solutions will reduce recidivism, ensure victims' rights are protected, and ultimately result in an environment where all members of the community feel safe and secure.

The Plan includes six areas of focus, each with its own goal, that collectively serve as the plan's central pillars onto which the years of objectives and activities are built. These activities are expected to be implemented over the next five years. The Plan's areas of focus and their respective goals are as follows:

A. *Jail to Community Transition*

Implement structures, tools, and procedures necessary to help returning residents achieve successful transitions from jail to community

*B. Post-Release Program Access and Linkage*

Facilitate timely and appropriate connections to services and resources that effectively support the reentry of returning residents

*C. Economic Security*

Increase the likelihood of post-release success by enhancing opportunities for returning residents to attain economic security

*D. Housing Access and Attainment*

Improve access to housing matched to the needs of clients

*E. Behavioral Health Access*

Improve timely access to appropriate behavioral health care services

### *F. Use and Coordination of Data*

Enhance the use and coordination of data to ensure quality of services and inform decision-making

#### **Implementation Strategy:**

The Plan recommends the development of a body responsible for shepherding the implementation of the Strategic Plan and functions to support the goal of continued system improvement. The Plan recommends ORJ lead this effort to establish a “Reentry Council,” and that the body have representation from, the following:

1. Community Corrections Partnership (CCP)
2. Community Advisory Board to the CCP
3. Reentry Success Center
4. Reentry Network for Central and East County
5. Health and Employment and Human Services Departments
6. Returning Residents and their Loved Ones
7. Superior Court
8. Local Law Enforcement

The Plan recommends the first year be used to develop a work plan and the processes to implement year one activities; including the measurement of progress. At a minimum, the Plan recommends this body conduct an annual review of the Strategic Plan, and that there be a review on a quarterly basis. The Strategic Plan is meant to serve as a living document that provides high-level guidance on designing and implementing structural and programmatic improvements to the County's reentry system over the next five years. The Plan was reviewed by the Public Protection Committee at its May 23, 2018 meeting and recommended for acceptance by the Board of Supervisors.

Attachment A: Reentry Strategic Plan 2018-23



ATTACHMENTS

Attachment A: Reentry Strategic  
Plan

# Contra Costa County Reentry System Strategic Plan, 2018–2023

---



Prepared by:

Resource Development Associates

July 24, 2018





## **Contra Costa County Reentry System Strategic Plan, 2018–2023**

### **Principal Planners**

Amalia Egri Freedman

Linda A. Hua, PhD

Alison Hamburg, MPH, MPA

Debbie Mayer, MPP

This report was developed by Resource Development Associates under contract with the Contra Costa County Office of Reentry and Justice and funded through a Bureau of Justice Smart Reentry grant.

Resource Development Associates, 2018

### **About Resource Development Associates**

Resource Development Associates (RDA) is a consulting firm based in Oakland, California, that serves government and nonprofit organizations throughout California as well as other states. Our mission is to strengthen public and non-profit efforts to promote social and economic justice for vulnerable populations. RDA supports its clients through an integrated approach to planning, grant-writing, organizational development, and evaluation.





## Acknowledgements

The Contra Costa County Office of Reentry and Justice wishes to thank the many returning residents, their loved ones, and the reentry providers and partners in Contra Costa County who gave their time and energy to this process. Your thoughtful feedback, stories, and recommendations helped to inform the creation of this plan.

We also wish to acknowledge the Local Planning Group, whose members provided input and guidance on the development of this Reentry Strategic Plan. The Local Planning Group was comprised of representatives of government agencies, community-based organizations, and service providers, including:

- California State Parole Board
- Concord Police Department
- Contra Costa County Alcohol and Other Drugs Services
- Contra Costa County Community Advisory Board to the Community Corrections Partnership
- Contra Costa County Detention Health
- Contra Costa County District Attorney's Office
- Contra Costa County Employment and Human Services
- Contra Costa County Health, Housing, and Homeless Services
- Contra Costa County Mental Health Services
- Contra Costa County Office of Education, Adult Correctional Education
- Contra Costa County Office of the Public Defender
- Contra Costa County Office of the Sheriff
- Contra Costa County Probation Department
- Contra Costa Reentry Network
- Reentry Success Center
- Workforce Development Board of Contra Costa County



## Executive Summary

In 2017, the Contra Costa County Administrator’s Office of Reentry and Justice (ORJ), on behalf of the Board of Supervisors, undertook the development of a five-year Strategic Plan for the Contra Costa County reentry system. This plan is an update of the County’s first Reentry Strategic Plan, adopted in 2011. Through a public procurement process, the County contracted with Resource Development Associates (RDA) to facilitate a stakeholder-driven planning process and draft an updated reentry Strategic Plan. This Plan is meant to expand beyond AB 109 and address the expressed goals and needs of the County’s reentry system. With oversight and guidance from the ORJ, this planning process considered an array of factors including the reentry population to be served; the County’s jail and community supervision system; the reentry service provider network; and findings of previous evaluation efforts.

To guide the overall development of the Strategic Plan, a Local Planning Group was convened. This diverse body included membership from state corrections, multiple County agencies, local service providers and community representatives. The Local Planning Group used a collaborative process to identify key reentry system needs related to jail-to-community transitions, post-release program access and linkage, economic security, housing access, behavioral health, and the use and coordination of data. Informed by these key needs, the Local Planning Group set the following vision for the County’s reentry system:

*We envision a county where individuals involved with or impacted by the justice system are treated fairly; have the opportunity to make meaningful, positive contributions; and help build a safe and healthy community.*

To achieve this vision, the Local Planning Group set forth six specific goals that frame the Strategic Plan:

- A. Implement structures, tools, and procedures necessary to help returning residents achieve successful transition from jail to community.
- B. Ensure timely and appropriate connections to effective services and resources that support reentry.
- C. Increase the likelihood of post-release success by enhancing opportunities for returning residents to attain economic security.
- D. Improve housing accessibility matched to the needs of clients.
- E. Improve timely access to behavioral and health care services.
- F. Enhance the use and coordination of data to ensure quality of services and inform decision-making.

The Local Planning Group has also identified key objectives and activities that will lead toward goal and vision realization. Furthermore, to steward the implementation of these strategies, the identification of a stakeholder body to oversee Strategic Plan implementation is recommended.

These key recommendations, alongside the results of the strategic planning process, are presented in this document, which serves as the completed Strategic Plan. The Strategic Plan is meant to serve as a living document that provides high-level guidance on designing and implementing structural and programmatic improvements to the County’s reentry system over the next five years.



## Table of Contents

Acknowledgements.....	ii
Executive Summary.....	iii
Overview .....	1
Methodology/Stakeholder Engagement Process .....	2
Reentry Framework .....	4
Contra Costa County’s Reentry Population Profile .....	5
Reentry System Needs Assessment.....	7
Prioritization of Needs .....	21
Goals and Objectives.....	22
Appendix A: Detailed Strategy .....	26
Appendix B. Implementation Timeline .....	52
Appendix C. List of Acronyms .....	58
Appendix D. Local Planning Group Members .....	60



## Overview

In 2009, Contra Costa County began the development of a Reentry Strategic Plan that recommended the establishment of a Reentry and Reintegration Collaborative to improve coordination and collaboration among reentry stakeholders and, ultimately, improve outcomes for formerly incarcerated County residents. This plan was adopted by the Board of Supervisors (BOS) in 2011. Later in 2011, AB 109 took effect across the state, to which the County responded with an Operational Plan to develop a coordinated reentry infrastructure, emphasize the use of evidence-based practices in serving the AB 109 population, and respond to state mandates.

With the onset of AB 109, the County established formal partnerships through the Community Corrections Partnership (CCP). After conducting planning efforts to design reentry support systems in each region of the County, the Reentry Success Center in West County and the Central-East Reentry Network System of Services were created. The County is now updating its Reentry Strategic Plan to further improve upon the objectives of its AB 109 Operations Plan and to better align services for the broader reentry population. The Strategic Plan aims to develop a long-term reentry strategy with performance outcomes that can be measured on an annual basis, the goal of which is to increase public safety by reducing recidivism.

To accomplish these objectives, the County Administrator's Office of Reentry and Justice (ORJ) engaged Resource Development Associates (RDA) to facilitate and support a strategic planning process for the local reentry system. This planning process considered an array of factors including the reentry population to be served, the structure of the County's jail and probation systems and service provider network, findings of previous evaluation efforts, and input from various stakeholders. Key objectives that were considered include establishing greater continuity between in-custody and post-release supervision and services, continuing to build the County's data infrastructure, increasing the County's operational capacity for cross-departmental planning and implementation, and building provider competencies in developing and delivering services to justice-involved transitional age youth (TAY) in particular.

This document contains the results of the strategic planning process. This Strategic Plan is meant to serve as a living document that provides high-level guidance on designing and implementing structural and programmatic changes over five years.



## Methodology/Stakeholder Engagement Process

To understand and appropriately address the local reentry system’s strengths and needs that emerge from its landscape of services, programs, and organizations, the strategic planning process was organized into five phases: Project Launch & Discovery, Needs Assessment, Direction Setting, Strategy Development, and Plan Development. The first two phases laid the groundwork for the Strategic Plan by engaging reentry system stakeholders and assessing Contra Costa County’s realm of reentry populations, services, and outcomes. Table 1 describes the key activities conducted during the Project Launch and Needs Assessment phases.

**Table 1. Timeline and Description of Project Launch and Needs Assessment Activities**

Activity	Tasks Performed	Results	Date
<b>Project Kick-Off Meeting</b>	<ul style="list-style-type: none"> <li>Met with ORJ</li> <li>Reviewed plan objectives and activities</li> </ul>	<ul style="list-style-type: none"> <li>Confirmed project vision, objectives, and work plan</li> </ul>	August 7, 2017
<b>Stakeholder Launch</b>	<ul style="list-style-type: none"> <li>Introduced strategic planning effort to reentry stakeholders</li> <li>Reviewed progress made since previous Strategic Plan development</li> <li>Discussed how stakeholders can be involved in planning</li> </ul>	<ul style="list-style-type: none"> <li>Gathered preliminary priorities for reentry system strategy</li> </ul>	August 22, 2017
<b>Needs Assessment</b>	<ul style="list-style-type: none"> <li>Conducted 3 community forums               <ul style="list-style-type: none"> <li>Concord (16 attendees)</li> <li>Richmond (18 attendees)</li> <li>Antioch (15 attendees)</li> </ul> </li> <li>Conducted one supplemental focus group               <ul style="list-style-type: none"> <li>Alpha Cohort at Reentry Success Center (9 participants)</li> </ul> </li> <li>Launched an online stakeholder survey (23 responses)</li> <li>Reviewed relevant documentation               <ul style="list-style-type: none"> <li>AB 109 Evaluation Reports</li> <li>ORJ initiatives and grants</li> <li>2011 Strategic Plan</li> </ul> </li> </ul>	<ul style="list-style-type: none"> <li>Analyzed data across all sources to identify reentry system needs</li> </ul>	October 2017- November 2017

RDA analyzed the needs assessment data, including community input provided through public forums that were held in each of the County’s three regions, to identify strengths, challenges, and gaps within the current reentry system. RDA then convened and presented its findings to the Local Planning Group in the Direction Setting phase to ensure that the reentry planning effort was grounded in data. The Local Planning Group was composed of representatives from justice and safety net agencies across the County (see list of members in Appendix D). The Local Planning Group convened four times during the Direction Setting and Strategy Development phases to establish a vision, mission, and guiding principles for the





reentry system and develop five-year reentry system goals, objectives, and activities. In addition to meetings of the full group, Local Planning Group members formed a subcommittee to develop the guiding principles that are included as part of this Strategic Plan (see Reentry Framework in the following section). Table 2 outlines the activities performed in each meeting of the Local Planning Group.

**Table 2. Timeline and Description of Strategic Planning Meetings**

Activity	Tasks Performed	Results	Date
<b>Local Planning Group Meeting #1</b>	<ul style="list-style-type: none"> <li>Reviewed previous reentry system Strategic Plan mission, vision, and guiding principles</li> <li>Reviewed needs assessment results</li> </ul>	<ul style="list-style-type: none"> <li>Received feedback on mission, vision, and guiding principles</li> <li>Prioritized needs to address in next five years</li> </ul>	January 11, 2018
<b>Local Planning Group Meeting #2</b>	<ul style="list-style-type: none"> <li>Discussed mission, vision, and guiding principles feedback</li> <li>Reviewed prioritized needs</li> <li>Drafted goals for each need</li> </ul>	<ul style="list-style-type: none"> <li>Established a values and guiding principles subcommittee</li> <li>Confirmed the five priority areas of need to include in the Strategic Plan</li> </ul>	January 25, 2018
<b>Local Planning Group Meeting #3</b>	<ul style="list-style-type: none"> <li>Drafted measurable objectives for each goal area</li> </ul>	<ul style="list-style-type: none"> <li>Finalized mission and vision statements</li> </ul>	February 9, 2018
<b>Local Planning Group Meeting #4</b>	<ul style="list-style-type: none"> <li>Reviewed objectives, activities, and resources for each goal area</li> </ul>	<ul style="list-style-type: none"> <li>Finalized guiding principles</li> <li>Refined measurable objectives and implementation activities</li> </ul>	March 1, 2018

The following sections provide a culmination of the Local Planning Group’s work, including an updated description of the County’s reentry framework, mission statement, vision statement, and guiding principles; a summary of the needs assessment; and the strategic goals and objectives that were developed.



## Reentry Framework

This Strategic Plan is grounded in a comprehensive and coordinated reentry framework, which begins at the point of arrest and continues through successful reintegration in the community. The following mission, vision, and guiding principles are the core tenets that underlie the recommended goals, objectives, and activities presented in the Strategic Plan. These statements are meant to be long lasting and should inform the work in reentry, wherein all reentry system actors share a mutual responsibility for achieving the system’s mission, vision, and goals.

### Mission Statement

The Contra Costa County reentry system serves as a collaborative partnership that aids individuals, families, and their support system, in achieving successful community reintegration by facilitating access to a continuum of quality services and improving systemic practices.

### Vision Statement

We envision a County where individuals involved with or impacted by the justice system are treated fairly; have the opportunity to make meaningful, positive contributions; and help build a safe and healthy community.

### Guiding Principles

The Local Planning Group developed the following guiding principles based on the key values underlying the desired state of the reentry system. They are presented alphabetically below.

**Culturally Respectful and Responsive:** Diverse perspectives that reflect the wide array of cultures, beliefs, and attitudes within our community should be reflected in the design and implementation of reentry system approaches.

**Evidence-Based:** Better reentry outcomes require a commitment to employing evidence-based practices and continuous quality improvement, while also leaving room for innovative approaches that will produce promising results.

**Fairness and Equity:** Procedural justice is important and must respect the dignity and experience of all justice-involved people, as well as demonstrate concern for communities experiencing criminal justice disparities that have been persistent and historical.

**Holistic:** Community reintegration is most easily achieved by continuous, appropriate delivery of quality services that are tailored to the holistic needs of individuals and families most impacted by incarceration.

**Inclusive:** Effective reentry strategies are best created through an inclusive approach that utilizes input from justice system professionals at all levels of government and in community and faith-based



organizations, those with histories of justice system involvement, and other interested stakeholders to develop appropriate interventions that encourage community reintegration and recidivism reduction.

**Justice Reinvestment:** Reinvesting in the communities most impacted by the criminal justice system supports public safety by addressing the root causes of crime and empowering communities.

**Partnership:** Collaboration, coordination, information and resource sharing, and communication are essential elements of productive partnerships and critical components of a high-functioning reentry system.

**Public Safety:** Effective implementation of reentry solutions will reduce recidivism, ensure victims' rights are protected, and ultimately result in an environment where all members of the community feel safe and secure.

**Rehabilitation, Restoration, and Healing:** To create a safe and healthy community, rehabilitation, restoration, and healing must inform the decisions, policies, and practices of all stakeholders in a reentry system that is client-centered, trauma-informed, and culturally sensitive.

## Contra Costa County's Reentry Population Profile

To establish a snapshot of those being served in the reentry system, the population profile draws upon data from two point-in-time analyses: the known demographics of individuals under post-release community supervision and the known demographics of individuals in county jail. The demographic analysis of the post-release community supervision population from 2016 shows 2,262 individuals in reentry while the 2015 jail data shows 1,490 individuals in custody. Across these data, the gender distribution remains consistent while the racial/ethnic analysis shows Black/African American, Latino/Hispanic, and White/Caucasian make up the majority of the population, with some variance from time to time.

# Reentry Population Profile

To gather a base understanding of those being served in the reentry system, this population profile provides an approximation of the returning resident population, based on the demographic, arrest, and sentencing information available of individuals in-custody and individuals under post-release community supervision at a point in time



**1,490**  
in custody

across three facilities on July 9, 2015

## Most in custody were not sentenced



■ Pre-Trial/Awaiting Sentencing (74%)  
■ Serving Sentence (26%)

Even split of Latino/Hispanic, Black/African American, and White individuals



Men were more likely than women to be charged of a new offense while on parole or probation

**36%**

were on parole or probation

when they were returned to custody



**26% TAY**

Over a quarter of those in custody were transition age youth (ages 18-24) and 60% of the entire population were under 35 years old

**MULTIPLE OFFENSES**  
Nearly everyone had been charged with multiple offenses, averaging 7-8 offenses each

**181 days**

**AVERAGE LENGTH OF STAY**

30% of population had been in custody 30 days or fewer

**over 15%**

**At least 199 individuals had an identified mental illness**

This is likely an underestimate because, for a variety of reasons, many do not disclose their condition. In addition jail staff are unable to track need for substance use disorder treatment.

The 2015 Jail Needs Assessment Report provides a snapshot of the county's jail population as of a point-in-time count in 2015. HDR & Futher the Work. (2015). *Jail needs assessment Contra Costa County Office of the Sheriff.*

in the community

**2,262**

in post-release community supervision, January-July 2016

39% Black/African American  
39% White individuals  
19% Latino/Hispanic



**AVERAGE AGE:**  
**39**

This year-to-date count conducted by the County Probation Department provides a snapshot of those under post-release community supervision in Jan-July 2016.



## Reentry System Needs Assessment

This section presents key findings from the assessment of Contra Costa County’s reentry system areas of strength and need. The sections below discuss findings in the following areas: 1) Arrest through Sentencing, 2) Incarceration and Reentry Planning, and 3) Reentry and Reintegration. A final section then discusses system-wide supports and coordination.<sup>1</sup>

### Arrest through Sentencing: Strengths

#### Diversion and Pretrial Services

**Contra Costa County serves a portion of the justice-involved population through programs and initiatives designed to divert individuals from jail and/or shorten pretrial stays after arrest and before sentencing.** Though these programs do not serve everyone who could benefit from these services, County criminal justice partners have developed and implemented these programs using a collaborative approach with the goal of assessing defendants’ reentry needs and recidivism risk, and providing legal representation, as early as possible in the criminal justice process.

- The *Arraignment Court Early Representation (ACER)* program began in FY 12/13 as a joint project of the Public Defender and District Attorney, and provides attorneys at defendants’ initial court appearance to increase the likelihood that appropriate defendants will be released from custody on their own recognizance (“OR”) for the duration of the adjudication process, and to also allow for the expedited resolution of cases when appropriate. ACER has resulted in thousands of defendants receiving representation at arraignment and has helped foster the speedy resolution of many cases.
- The Public Defender’s *Misdemeanor Early Representation Program (MERP)* is designed to provide immediate representation for persons cited for misdemeanor offenses to reduce incarceration and other collateral consequences such as warrants, arrests, additional criminal charges stemming from failures to appear, and time spent in custody. The project assures that, at the time of citation, the officer making an arrest provides printed information (available in both English and Spanish) advising individuals of the availability of immediate legal consultations with the Public Defender’s Office, which provides pre-arraignment legal information, advice, and representation. MERP services are provided to individuals arrested on misdemeanors in the cities of Richmond, Antioch, and Concord.
- The County operates a *Pretrial Services program (PTS)*, which is a collaborative effort between the Office of the Public Defender, District Attorney’s Office, Sheriff’s Office, Probation Department, and Superior Court. The program is designed as an evidence based strategy to reduce the County’s custodial population and screens prospective participants with the Virginia Pretrial Risk

---

<sup>1</sup> These phases are presented here as linear in order to simplify the presentation of information, but we understand that some phases overlap (i.e., a person may be incarcerated prior to sentencing, in which case it is a best practice to begin pre-release planning as soon as possible during the person’s incarceration).



Assessment Instrument (VPRAI), a validated pretrial risk assessment tool that measures a person's likelihood of missing court and being involved in new criminal activity while on pretrial release. As currently designed, the program is not able to screen every person detained in jail pretrial. For those who are enrolled into the program, the Probation Department monitors the defendants while they are on pretrial release, except for those with electronic monitoring conditions (e.g., GPS monitoring) as they remain in the purview of the Sheriff's Office.

- The Office of the Public Defender has hired a social worker who conducts *pre-sentencing needs assessments and referrals* for clients needing additional supports and prepares social history reports for consideration during legal proceedings.
- The County Alcohol and Other Drugs Services (AODS) System of Care staffs a substance abuse counselor who provides *substance use disorder (SUD) screening onsite at the Court* in order to arrange same-day residential treatment placements, and staffs a treatment program pre-enrollment hotline that can be reached directly from phones located inside the jail's housing units. By accessing this hotline, incarcerated individuals can be screened for the appropriate level of SUD treatment to expedite and coordinate program enrollment with their release from custody.
- Through a state Proposition 47 grant, the County Health Services Department is in the early stages of implementing the *CoCo LEAD+* program to provide pre-arrest, at-arrest, and post-arrest pre-booking diversion opportunities and coordinated services for people with behavioral health issues who have been repeatedly arrested by the Antioch Police Department for a low-level, non-violent misdemeanor and "wobbler" charges. CoCo LEAD+ includes cognitive-behavioral groups and restorative justice circles in community settings; dedicated transitional housing residences; and Section 8 1-3 bedroom vouchers for CoCo LEAD+ participants.

## Sentencing Practices

**Contra Costa County makes extensive use of AB 109 split sentencing with the goal of supporting a person's reentry success.** Contra Costa has one of the highest split sentencing rates in the state (92% of sentences) since public safety realignment legislation took effect in 2011. Sentencing individuals to serve a portion of their AB 109 sentence in custody and a portion under probation supervision is recognized as a best practice that gives counties the tools necessary to increase the likelihood that individuals participate in treatment programs and other supportive reentry services.<sup>2,3</sup>

## Arrest through Sentencing: [Needs](#)

### Diversion and Pretrial Services

**Pretrial detention makes up a high proportion of the County's jail population.** As is the case in many counties, Contra Costa has a high pretrial detention population. A Sheriff's Office point in time count in

---

<sup>2</sup> Austin, J.; Allen, R.; & Ocker, R. (2014). *Contra Costa County: A Model for Managing Local Corrections*. JFA Institute.

<sup>3</sup> Couzens, J. R. (2012). Realignment and evidence-based practice: A new era in sentencing California felonies. *Fed. Sent'g Rep.*, 25, 217.



2015 found that three-quarters (74%) of the population were not yet convicted and sentenced for the crime for which they were being detained. Depending on the availability of resources, the County has the opportunity to facilitate further pretrial releases by scaling up its capacity to conduct pretrial assessments and monitor appropriate defendants in the community. Research demonstrates that individuals are more likely to recidivate the longer they are held in pretrial detention.<sup>4</sup> Therefore, maximizing appropriate pretrial release has the potential to greatly reduce the County’s pretrial detention population and the demand for in-custody services, as well as potentially decrease recidivism rates.

Additionally, stakeholders recommended that the County continue to expand diversion opportunities for youth and adults, including tailored approaches for at-risk youth and transitional age youth (TAY) ages 18-25 as key interventions to better maintain residents’ integration in, and connections to, their communities and enhance opportunities for recidivism reduction.

### Sentencing Practices

**Many individuals in custody who have been convicted and sentenced are not aware of their AB 109 status and their corresponding eligibility for programs and services.** While the County aims to use split sentences to increase the likelihood of successful reentry, nearly all individuals who participated in in-custody focus groups conducted in 2014-2015 stated that they did not receive information about what their sentence meant for them. While a person’s case works its way through the court process, the defense attorney should clearly communicate with individuals about the meaning of their sentence and its associated programs and services (e.g., 1170(h) sentences). If a person is incarcerated before sentencing, it is a best practice to begin pre-release planning and linkage to in-custody programs and services as soon as possible in their incarceration. Pre-release planning is discussed in detail in the following section.

### Incarceration and Reentry Planning: Strengths

The assessment of incarceration and reentry planning should be taken in the context that the County has received approval for building the West Contra Costa County Reentry, Treatment, and Housing (WRTH) Facility, which will be a new building at the County’s West County Detention Center. WRTH is intended to provide additional space for treatment and reentry services, including a room for contact family visitation.<sup>5</sup> This facility, and additional programming, is expected to begin operation by 2022.

### In-Custody Programs and Services

**The Sheriff’s Office has continued to expand the types of in-custody programs offered.** The Sheriff’s Office contracts with the Contra Costa County Office of Education (CCCOE) and two community-based

---

<sup>4</sup> Lowenkamp, C.T.; VanNostrand, M.; & Holsinger, A. (2013). *The Hidden Costs of Pretrial Detention*. Laura and John Arnold Foundation.

<sup>5</sup> Contra Costa County was awarded \$70 million from Board of State and Community Corrections (BSCC) to help finance WRTH; the County’s application to the BSCC can be viewed online:



organizations (Men and Women of Purpose and Reach Fellowship International) to provide in-custody education, job readiness, reentry preparation, and mentoring services. In addition, the Sheriff's Office hosts other services, including chaplains, libraries, Alcoholics Anonymous, Narcotics Anonymous, and vocational programs. Many of the programs, particularly the peer mentoring services, are well received by clients in custody. The Sheriff's Office is actively working to expand the types of pre-release programs offered to include more correspondence programs, a behavioral health support group, and an arts program. The Sheriff's Office is also in the process of implementing a new Jail Management System (JMS), which should help improve the Sheriff's ability to share information with contracted service providers—for instance, the times and dates of a person's scheduled release from custody.

### **In-Custody Health and Behavioral Health Services**

**Detention Health Services is working to improve processes to facilitate access to health and mental health services from intake through pre-release planning.** Contra Costa County's Detention Health Services (DHS) provides medical and mental health care to all incarcerated individuals in the County. Intake nurses conduct health screenings and provide information about how to access in-custody health and mental health services. Detention Health provides multidisciplinary healthcare teams including nurses, doctors, dentists, psychiatrists, and mental health clinicians. Before release, Detention Health aims to give a two-week supply of prescriptions, TB test results, Medi-Cal application assistance, medical records, and assistance scheduling outside appointments for inmates with chronic health conditions. Recognizing that the processes in place do not always function as intended, Detention Health and the Sheriff's Office are currently undergoing a "value stream mapping project" to improve the delivery of in-custody health services. As part of this process they have undergone several rapid improvement events, with some recent ones being related to intake and mental health screening, and reentry and discharge planning.

### **Pre-Release Planning**

**Stakeholders are optimistic about the pre-release planning pilot and seek to leverage lessons learned to improve and expand pre-release planning for returning residents.** A best practice is to begin this process as early in a person's period of incarceration as possible. Recognizing that pre-release planning is essential to successful reentry, Contra Costa County has begun a pre-release planning pilot project in its West County Detention Facility. The pilot takes steps to connect clients with an in-custody transition planner to develop a reentry plan and create linkages between the incarcerated person and various needed services and community programs their release from custody. In addition, in-custody clients can benefit from in-custody services. Examples of the services a person can benefit from while incarcerated, in addition to those mentioned above, include the ability to meet with an AODS representative to help coordinate the person's enrollment into treatment options upon their release. As part of its AB 109 unit, the Probation Department has created a process for pre-release assessment of individuals serving a split

---

<http://www.bscc.ca.gov/downloads/Contra%20Costa%20FINAL%20App%20and%20Needs%20Assessment%20SB844%20%20REDACTED.pdf>







sentence using the Correctional Assessment and Intervention System (CAIS) with subsequent referrals to community providers if the person chooses to receive services that are offered. Recently, case managers with the County’s Health, Housing, and Homeless Services have begun accessing the jails to assist with the coordinated entry of individuals into housing support services once they are released from custody.

## **Incarceration and Reentry Planning: Needs**

### **In-Custody Programs and Services**

**In-custody educational, vocational, treatment, and enrichment programs are not adequately matched to client needs or to post-release opportunities.** While the Sheriff’s Office has made progress made in increasing the types of programs offered in the County facilities, the assessment found the following gaps:

- There is no utilization of a needs assessment tool to match clients to in-custody programs.
- In-custody trade skills programs (e.g., woodworking, engraving) have few career opportunities.
- Though there are some new education and vocational certificate programs, most in-custody programs are not designed to continue from custody into the community.
- There is a need for more evidence-based programs that are aimed at reducing a person’s risk for recidivism. Some suggested implementing more cognitive behavioral interventions—an evidence-based approach that has been found to be effective in reducing recidivism, particularly among individuals with a high risk of recidivism.<sup>6</sup> Clients expressed a desire for greater variety of in-custody programs (e.g., parenting support programs).
- Individuals incarcerated in Martinez Detention Facility (MDF) continue to have limited access to group programs and in-person services.

**Barriers to program utilization include lack of awareness about in-custody programs, stigma around program participation, and limited provider access to jails due to space constraints.** Individuals most commonly learn about available in-custody programs through word of mouth while in jail. There is a need to enhance the promotion of in-custody services, including efforts to motivate individuals to attend and to address the stigma that clients may face if they invest in self-improvement through in-custody programming. Due to space constraints in the facilities, community-based organization (CBO) providers continue to have limited access to jails to promote and provide in-custody services (this includes time of day and frequency limitations), which has hampered their ability to develop relationships with incarcerated individuals to educate them about available services and promote post-release engagement in services.

### **In-Custody Health and Behavioral Health Services**

**The availability of health and behavioral health services and post-release transition to community health providers can be improved to better meet individual needs.** RDA’s 2016 evaluation of the AB 109

---

<sup>6</sup> Feucht, T. & Holt, T. (2016). Does Cognitive Behavioral Therapy Work in Criminal Justice? A New Analysis from CrimeSolutions.gov. *NIJ Journal*, 277, 10-17.



system of services found that many AB 109 individuals in custody reported that they have not received access to appropriate in-custody medical services. Many individuals expressed that they did not feel they were taken seriously when reporting medical issues to nursing staff and experienced long wait times for medical services. At that time, several clients reported that the Sheriff’s Office transfers identified consumers of mental health care to the most restrictive wing of the MDF. Because of this concern, individuals with mental health needs noted not wanting to seek appropriate mental health care. In the current strategic planning process, stakeholders suggested that while connections to behavioral health services in and out of custody appear to be strong, there remains a need to improve the medical transition from custody to the community (i.e., Medi-Cal enrollment, adequate supply of medication, connection to health conductors).

**The County’s detention facilities currently do not provide clinical substance use disorder treatment in custody.** While the County of Office of Education’s DEUCE (Deciding, Educating, Understanding, Counseling, and Evaluation) program provides trauma-informed substance abuse education inside the West County Detention Facility, there is a need to begin clinical substance use disorder treatment services while an individual is in custody.

### **Pre-Release Planning**

**Clear processes to study, refine, and expand the pre-release planning pilot program to serve more individuals across the County’s three detention facilities are needed.** The County has taken an important step in approving and beginning the implementation of the pre-release planning pilot project. However, currently there is no direct funding allocated to the pilot. CCCOE leverages its Reentry Transition Specialist and limited support from other stakeholders to support the programs administration and operations. The County will need to continue to work toward providing pre-release planning and reentry service linkages to people incarcerated in each of its detention facilities, including those with shorter lengths of stay or who are have an immediate/unexpected release from custody. It is important to ensure that pre-release planning includes an assessment of a person’s post-release needs, linkage to housing resources in the community, and support with obtaining needed documents (such as California driver’s license/identification cards). Medi-Cal enrollment should begin while a person is still in custody, and application processes for all other public benefits for which a person may be eligible should be coordinated so that applications occurs as close to a person’s release date as is reasonable.

**Direct linkages from jail to community-based services rarely occur.** Research shows that connection to services in the critical time immediately following a person’s release from custody is a key indicator of their future reentry success.<sup>7</sup> One barrier to facilitating a direct linkage from custody to another service, in which a provider from the jail ensures that the person being released is immediately connected to and received by a program, housing, or treatment facility (often referred to as a “warm handoff”), is that treatment and service providers may not be apprised of an individual’s release date and time, especially

---

<sup>7</sup> La Vigne, N.; Davies, E.; Palmer, T.; & Halberstadt, R. (2008). *Release Planning for Successful Reentry: A Guide for Corrections, Service Providers, and Community Groups*. Urban Institute.



if release dates and times continually shift. In addition, few agencies are equipped to provide for a person's immediate pick-up and transport to their program upon release.

## **Reentry and Reintegration: Strengths**

### **Access to a Continuum of Services**

**AB 109 propelled the County to provide streamlined access to a continuum of services, particularly for AB 109 clients.** All major service areas outlined in the County's original AB 109 operational plan are available through County agencies and contracted CBOs: mental health and substance abuse treatment, shelter and housing assistance, mentoring programs, employment, financial benefits assistance, family reunification programs, job training, and transitional employment programs. In FY 15/16, the County expanded the eligibility for participation in AB 109-funded reentry programs in the community to include all formerly incarcerated individuals in a tiered approach that continued to prioritize individuals on one of Probation's AB 109 caseloads. As reported in focus groups, many individuals under AB 109 supervision appreciated the County's implementation of AB 109 as a whole for providing a second chance and services to help them get back on their feet. AB 109 clients regularly noted that their probation officers have been supportive in linking them to services to support the person's reentry efforts.

**The County commissioned the creation of the West County Reentry Success Center and the Central & East County Reentry Network, implementing "no wrong door" and one-stop approaches to reentry services.** The Central & East Reentry Network System of Services was started in FY 14/15 and the Reentry Success Center in West County was established in FY 15/16. Both act as initial points of contact for individuals and family members engaged in the reentry process and link individuals to organizations that provide services to support a person's reintegration back into the community.

### **Housing Access and Attainment**

**The County provides returning residents access to shelters, transitional housing, and assistance with navigating the County's housing resources.** The County has allocated funding for 10 beds across its two homeless shelters for the AB 109 population. There is also dedicated housing through AODS for AB 109 clients who have recently graduated from residential or outpatient substance abuse treatment programs for up to 24 months of sober living where participating consumers can receive a variety of self-sufficiency services and recovery oriented supports. The County also contracts with a housing provider to assist clients in overcoming barriers to obtaining and maintaining adequate housing; provide up to 28 beds of transitional housing; assist a client with the transition to permanent housing options; and provide direct financial assistance to cover costs related to housing applications, security deposits, and emergency rental support. The County also has a contract for ten beds in a clean and sober transitional housing program in Antioch that provides other additional supportive reentry services, and another contract for short-term housing for up to 12 women and their young children in Richmond. Each of these housing options are paid for with AB 109 funding, and prioritized for clients that are under a form of supervision in the community.



**The County is aware that housing resources remain scarce and the housing market is inaccessible, and is increasing dedicated housing funding for justice-involved individuals.** The County boosted AB 109 funding for housing in FY 16/17, more than doubling the amount allocated in FY 15/16. The County shifted from a “master leasing” housing model to a recovery model, leveraging sober living environments and joint housing to provide housing support for individuals with histories of substance use disorders and/or a desire to live a sober lifestyle. In addition, the County is in the early stages of implementing a Smart Reentry project for transitional youth aged 18 – 24 (federal Department of Justice grant) and CoCo LEAD+ (State Proposition 47 grant) to divert individuals with behavioral health needs that are arrested for an eligible crime. Each of these projects dedicates resources for the provision of a variety of housing options for the identified justice-involved populations, and the latter project specifically includes the opportunities for permanent linkages to Section 8 Housing Choice Vouchers. In addition, the Probation Department will begin providing revenue to the Housing Security Fund (described below) for its supervised population who are not on an AB 109 caseload, and the state’s Division of Adult Parole Operations has recently opened a day reporting center in West County where it provides parolees in the program with access to dedicated housing resources.

**The County is also in the process of developing and implementing a number of new housing programs and resources.** Pomona St. Apartments, a 24-month independent living program, provides supportive housing for TAY experiencing homeless, with a maximum capacity of 10 youth. The Probation Department has contracted one of these beds for youth returning home from Division of Juvenile Justice (DJJ) facilities. As a part of the County’s Continuum of Care, a Housing Security Fund has been established that would soon start disbursing funds to support individuals at risk of homelessness who are ineligible for other funding streams. The County’s Health, Housing, and Homeless Services awarded a contract in Mach 2018 to divert individuals from entering the homelessness system of care through case management and financial support. The County is also developing 50 micro-housing units for the highest utilizers of the healthcare system.

### **Economic Security**

**The County provides returning residents access to job training, transitional employment, and resources for job searches.** Community-based training, job search, and transitional employment programs that are contracted for using AB 109 funds—but available to any returning resident otherwise eligible to participate in the program—are well-received and well attended. In addition, through the County’s Workforce Development Board (WDB), America’s Job Centers of California (AJCC) act as employment and training one-stops where dedicated staff are available to help individuals address barriers to employment. The WDB has also established a local policy to prioritize the provision of services to the reentry population due to the number of barriers to employment these individuals are often forced to navigate. Consistent with this focus, the WDB has recently implemented a grant funded project under AB 2060 aimed at providing individuals on probation with marketable skills and credentials that are conducive to becoming employed in sectors that are in high demand locally. This project also led to the WDB holding a Fair Chance Employer’s Summit in each of the County’s three regions to encourage the local hiring of the reentry



population and the training of employers to help them overcome any trepidation they may harbor toward employing a returning resident.

### **Behavioral Health Services**

**Contra Costa County Behavioral Health Services has established linkages with the Probation Department to facilitate service provision for returning residents.** The AODS program of the County's Health Services Department provides access to clinical and group counseling, residential detoxification, and both outpatient and inpatient treatment services in the community for individuals with a substance use disorder. This program receives direct referrals from Probation and also serves individuals that access their services through the Behavioral Health Access Line. The Health Services Department's Forensic Mental Health program collaborates with Probation to support successful community reintegration of individuals with serious mental health diagnoses that are on any form of community supervision, many of whom suffer from a condition that requires medication for proper management. The work of the Forensic team extends beyond the AB 109 population, and includes otherwise qualified individuals who may have a co-occurring substance use disorder. Forensic Mental Health clinicians assess clients to ensure that acuity of services match a client's needs, and are an important part of the care team for individuals with a qualifying mental health diagnosis. Forensic clinicians not only lead treatment focused support groups, but also provide patients with community case management. Forensic Mental Health also assists patients in their care with the application processes for public benefits that include Medi-Cal, General Assistance, CalFresh, and Social Security Disability Income/Supplemental Security Income (SSDI/SSI).

### **Other Supportive Services**

**In addition to housing and employment, the County contracts with community-based providers for a number of other supportive services.** The County uses AB 109 funding to contract with community-based providers to provide a variety of reentry programs and services such as mentoring, legal assistance, family reunification, and reentry case management.

**The Office of the Public Defender also provides post-conviction Clean Slate services.** The County's Public Defender staffs a Clean Slate Unit that helps individuals who have previous justice system involvement with accessing a variety of legal remedies that are intended to offer relief from collateral consequences related to the person's criminal history. This unit also helps coordinate local Clean Slate Days where on-the-spot consultations inform individuals of their actual or potential eligibility for various forms of relief from the Superior Court, including traffic tickets, and sometimes provides them same-day access to a special court session where the relief is granted. Criminal record remedies are an essential element of the reentry barrier removal process, and are often necessary for individuals to be able to move beyond a previous criminal conviction and reintegrate into the community.



## Reentry and Reintegration: Needs

### Access to a Continuum of Services

**While the County generally offers a comprehensive array of reentry services, there are a limited number of services for the following populations:**

- *Families of returning residents* may benefit from expanded support groups for family members, services for children of incarcerated parents
- *Transition Age Youth* have little access to services designed for TAY in their development stage, including targeted services for foster youth and commercially sexually exploited children (CSEC) who are also involved in the justice system
- *Women* need additional gender-responsive services

**Transportation remains a barrier to successfully engaging with reentry programs as well as with potential employers.** While probation officers and some programs can disseminate transit cards to clients, many returning residents do not have sufficient transportation to meet their level of need. For example, many individuals must travel to report to their probation officer, to medical and/or behavioral health treatment appointments, to job interviews, and to social service agencies. The high amount of travel to locations means that even if individuals have access to free or reduced cost transit, those who do not have access to a vehicle may spend multiple hours on public transit. Time spent in transit, in turn, poses challenges to individuals' ability to get to appointments on time and can limit the amount of time they are able to spend working and earning income.

### Housing Access and Attainment

**Despite efforts to link returning residents to housing, many returning residents still do not have access to affordable, appropriate, and safe housing.** For clients with felony convictions that have limited or poor rental/credit histories, the inability to secure stable housing and competitive employment that pays a living wage greatly reduces their ability to achieve long-term reentry success. Furthermore, the County does not have the necessary variety of reentry housing models to meet the needs of returning residents, who may benefit from different housing options depending on their level of need, functioning, or family situation (e.g., sober living for people in recovery, supportive housing for people with health or behavioral health needs, family housing for people with families). As a result, returning residents often end up living in places that are not conducive to their recovery, health, or successful reentry. The assessment identified the following barriers to housing access and attainment:

- Many of the existing housing resources are prioritized for AB 109 clients;
- Funded transitional housing usually has a maximum stay of six months (sometimes with an option to extend);
- There is a lack of supportive housing options for the population that provides supportive services onsite;



- Housing resources do not include housing for families; returning residents who cannot be housed with their families and/or children are unable to live with their support network;
- There is a lack of TAY-specific housing options;
- Homeless clients who complete a drug treatment program and/or leave jail sober have limited immediate housing options since the County’s homeless shelters are wet shelters; and
- AB 109-funded housing programs only offer dedicated beds in sober living environments (SLEs) used interchangeably as a transitional housing option.

**Stigma remains a barrier to securing housing.** While services to link clients to housing exist, the stigma associated with incarceration remains a barrier to obtaining housing, as landlords and/or property managers are wary of allowing people with prior convictions to live in their buildings.

### **Economic Security**

**There are limited partnerships with Workforce Development Board, colleges, and employers.** The Workforce Development Board, community colleges, and other employment service providers would like greater integration with the reentry system. The need for immediate income to cover basic needs and housing costs can make participation in job training workshops difficult and can lead to significant gaps of time between when a person is released from jail and when they are able to obtain stable housing. Stakeholders also identified a need for improved coordination and support in helping returning residents attain safety net benefits that can be foundational to their economic security.

**Stigma remains a barrier to securing employment.** While services to link clients to employment exist, the stigma associated with incarceration remains a barrier to obtaining employment, as employers often do not hire people with prior convictions, even if they are not allowed to ask about them in the first round of applications.

### **Behavioral Health Services**

**While recent changes assist with linkage to residential substance use disorder treatment, clients still perceive a shortage of services.** Through community forums and focus groups, stakeholders elevated several needs related to mental health and substance use disorder treatment services. In particular, several community members and criminal justice partner agencies perceived a shortage of residential substance use disorder treatment beds. However, conversations with AODS leadership elucidated that the department has made recent changes due to the Drug Medi-Cal Waiver that are intended to improve triage and referral to residential substance abuse treatment, thereby reducing time between referral and connection to SUD treatment. In addition, clients who are not entering services directly from jail, or who have completed community supervision, reported lag times in being linked to desired mental health services. Some clients described calling the Mental Health Access Line and being placed on hold, and/or being told they must wait for an appointment with a psychiatrist, during which time they may lose the patience or motivation to continue pursuing treatment. As the Behavioral Health Services department



continues to make changes to their processes, Contra Costa County should continue to understand and address clients' perceived barriers to treatment.

**Clients who are not on formal supervision report challenges in accessing mental health services.** Clients who are not entering services directly from jail, or who have completed community supervision, reported lag times in being linked to desired mental health services. Some clients described calling the Mental Health Access Line and being placed on hold, and/or being told they must wait for an appointment with a psychiatrist, during which time they may lose the patience or motivation to continue pursuing treatment.

## **System Supports and Coordination: Strengths**

### **Collaboration and Coordination**

**Representatives of public agencies and community-based reentry partners were unanimous that collaboration among partners has improved as a result of planning and implementing the County's AB 109 supervision and service delivery system.** CCP members as well as other County partners observed that since the creation of the CCP in 2011, County criminal justice partners have greatly improved their level of communication and collaboration. CCP members observed that the CCP has created a process for making and communicating decisions about AB 109 funding amounts. The CCP has allocated funding for several collaborative efforts, including the ACER program described earlier, as well as the Reentry Success Center and the Network, which represent evidence-based models for coordinated service delivery. The CCP also designated the creation of the Community Advisory Board (CAB) with the goal of fostering community input in decision-making. Following a recommendation by the CAB, the County Administrator's Office (CAO) created the ORJ, which demonstrates that the County has prioritized resources to build an effective reentry system.

**Reentry partners hold monthly case conferencing meetings for select AB 109 cases that include Probation, Behavioral Health Services, and CBO partners.** The County has made efforts to coordinate and integrate Probation and County Mental Health services by creating a Mental Health Forensic Team with clinicians that have regular office hours in the Probation Department offices across the County. For cases supervised by Probation's AB 109 unit, Probation officers, members of the Forensic Team, and representatives from the contracted AB 109 service providers participate in case conferences to collectively solve problems and better support challenging clients. Agencies that participate in these case coordination meetings noted that they found them valuable for the effective facilitation and coordination of clients' case plans.

### **Data Collection and Sharing**

**Data collection and sharing have improved since AB 109 came into effect.** Data capacity accomplishments include:





- The County has invested in a Salesforce database (“SAFE”), which has greatly improved client information sharing for contracted providers, and hopes to further improve the ability of contractors to use data to understand the value of their programs;
- ORJ leveraged AB 109 funding to create data dashboards with key indicators about the number, type, and demographic trends of the AB 109 population;
- AB 109-funded partners implemented universal Release of Information (ROI) to facilitate information sharing and case conferencing;
- ORJ has received funding to hire a Research and Evaluation Manager, with a prospective start date of July 2018;
- Probation has set aside funding to hire a data analyst in fiscal year 2018-19;
- Both Probation and the Sheriff’s Office are implementing new data management systems to enable collection of accurate and timely data to support real-time decision-making; and
- The County is actively looking into ways to integrate and evaluate criminal justice and service provision data that has historically been stored in unconnected databases.

## **System Supports and Coordination: Needs**

### **Collaboration and Coordination**

**While coordination of services has undoubtedly improved, some gaps remain.**

- Non-AB 109 individuals and individuals not on supervision do not receive the same level of service linkage as do AB 109 individuals on community supervision;
- Communication and coordination between County agencies and DAPO (state parole) is limited;
- There is limited ability for non-contracted CBOs to coordinate with the County reentry system; and
- Mechanisms for systematic and streamlined communication among CBOs and between CBOs and Probation are still evolving.

**There is a need to increase awareness of reentry services among returning residents and providers.**

Many individuals on AB 109 probation supervision who participated in focus groups did not have a sense of the range of services available in the County. Many reported learning about available services through other individuals under supervision rather than their probation officers. Furthermore, probation officers and service providers may not all be aware of the available services. These findings speak to a need for consistent messaging about available services among returning residents, family members, probation officers, and service providers.

### **Data Collection and Sharing**

**Areas for continued improvement include maximizing the use of SAFE, identifying and addressing data sharing needs, and increasing capacity for ongoing evaluation.** There is still work needed to maximize the utility of SAFE, and programs may need technical assistance to improve their capacity to collect and report accurate data on their referrals, clients, and/or service delivery. There is a need to identify and



**Contra Costa County Reentry System**  
*Strategic Plan for 2018–2023*

---

address needs for data sharing among CBOs and between County and CBOs. Confidentiality concerns inhibit data sharing, which impedes service coordination. The County also needs to continue to increase its capacity for ongoing program evaluation and continuous quality improvement. With adequate capacity for quality assurance, the County will be better situated to support a wider utilization of evidence-based practices with confidence that the interventions are being implemented with a high level of fidelity.



## Prioritization of Needs

Based on the Local Planning Group’s prioritization process, the following six areas were selected for inclusion in the Strategic Plan.

<b>A. Jail to Community Transition</b>	Research on effective reentry practices show that timely and well-coordinated services that target specific criminogenic risks maximize recidivism reduction. Such a coordinated practice starts prior to release, continues once a person reenters the community, and is responsive to a person’s individual needs. While many of these practices and approaches are operative in Contra Costa County, the Local Planning Group prioritized the need to bolster and expand upon what currently exists, increase consistency, improve the system’s effectiveness, and positively impact a larger proportion of the County’s reentry population.
<b>B. Post-Release Program Access and Linkage</b>	For successful reentry to occur, it is not only important to fund a continuum of services; it is essential to facilitate access and multiple linkages to these services. The Local Planning Group prioritized this goal area to encompass strategies for reducing barriers to access and supporting streamlined connections to services for returning residents and their loved ones.
<b>C. Economic Security</b>	Through stable employment and/or public benefits, a secure economic foundation acts as a prerequisite to establishing and maintaining self-sufficiency and pro-social behavior. The Local Planning Group prioritized this goal area acknowledging a need to build on existing supports the County has in place, including strengthening pre-release connections to applications for public benefits and enhancing partnerships with workforce development agencies and community colleges.
<b>D. Housing Access and Attainment</b>	As with employment, the stability of a safe and affordable place to live is necessary for returning residents to be successful in their attempts to benefit from treatment or services that support their successful reintegration back into the community. The cost and inventory of local housing options makes accessing these resources a substantial challenge for returning residents in Contra Costa County. Because of this, the Local Planning Group prioritized this goal area to explore creative solutions.
<b>E. Behavioral Health Access</b>	Contra Costa County offers mental health and substance use disorder treatment services for returning residents and has processes for promoting continuity of care from custody to the community. At the same time, some gaps remain in providing substance abuse treatment in custody and in providing access to services for individuals who are not on formal supervision. The Local Planning Group prioritized Behavioral Health Access to improve timely access to needed behavioral health services.
<b>F. Use and Coordination of Data</b>	Data collection, sharing, and review are at the foundation of a data-informed reentry system. Data allow providers and system leaders to make decisions about improving programs and processes to best promote the reduction of recidivism. While the County has made important progress in instituting data collection and sharing tools, there is still work to be done. The Local Planning Group prioritized this area to continue to work toward effective use of data for planning and evaluation.



## Goals and Objectives

The Local Planning Group developed objectives to operationalize each goal into specific and measurable outcomes. Each goal is described below along with its associated objectives. A more detailed work plan with recommended activities, estimated resource requirements, anticipated Agencies involved, and specific measures of success are included in Appendix A. An implementation timeline outlining the recommended activities by year is in Appendix B.

### A. Jail to Community Transition



**Goal: Implement structures, tools, and procedures necessary to help returning residents achieve successful transitions from jail to community.**

#### Objectives

1. Refine the pre-release planning pilot and expand its access to all individuals throughout the County's three jail facilities.
2. Expand the types of in-custody programs and services offered based on jail population needs and best practices.
3. Use in-custody risk/needs assessments to match individuals to appropriate in-custody programs.
4. Increase and expand methods for sharing information about available programs with individuals in custody, their family members, and service providers.
5. Develop policies and procedures to facilitate warm handoffs directly from custody to a place of residence, a treatment program, or another community program.

### B. Post-Release Program Access and Linkage



**Goal: Facilitate timely and appropriate connections to services and resources that effectively support the reentry of returning residents.**

#### Objectives

1. Implement resource meetings for people on probation (similar to the Parole and Community Team orientation for County parolees) to learn about available programs and services.
2. Identify and develop reentry resources for services targeting specific populations, including women, transition age youth (TAY), families, and people unable to work due to disability.
3. Understand and meet the needs of returning residents who are not on formal supervision, including their families' needs.
4. Develop and implement a reentry system communication plan to disseminate information regarding available resources, success stories, reducing stigma, and other messaging.
5. Increase the participation of the local parole office in County reentry planning and services.

---

<sup>8</sup> Icons created by ProSymbols, Vectors Market, and Gabriel Valdivia from Noun Project



### C. Economic Security



**Goal: Increase the likelihood of post-release success by enhancing opportunities for returning residents to attain economic security.**

#### Objectives

1. Improve community college, Workforce Development Board (WDB)/America's Job Center of California (AJCC), and local employer engagement in reentry planning and service coordination.
2. Support returning residents in securing stable employment.
3. Support returning residents in advancing their education to improve career development.
4. Increase the number of returning residents who are linked to public benefits.

### D. Housing Access and Attainment



**Goal: Improve access to housing matched to the needs of clients.**

#### Objectives

1. Develop a data-informed understanding of housing needs for justice-involved individuals.
2. Identify resources to increase housing options—based on the housing needs survey—for populations with the most unmet needs (e.g., families, TAY, individuals with substance use disorders).
3. Implement an integrated plan for conducting and deploying the Vulnerability Index-Service Prioritization Decision Assistance Tool (VI-SPDAT) during pre-release planning and post-release service delivery.
4. Educate community members and landlords about fair housing practices.

### E. Behavioral Health Access



**Goal: Improve timely access to appropriate behavioral health care services.**

#### Objectives

1. Reduce the use of the criminal justice system for individuals whose primary need is behavioral health treatment.
2. Identify resources to begin substance abuse treatment in jail with a warm handoff to community based treatment options upon release.
3. Increase the number of detoxification beds available to returning residents.
4. Improve linkage to behavioral health services for justice-involved individuals who are not on any form of supervision.



## F. Use and Coordination of Data



**Goal: Enhance the use and coordination of data to ensure quality of services and inform decision-making.**

Objectives:

1. Establish a data committee that leads data use, systemic needs, and policy discussions specific to the adult reentry system.
2. Develop and implement a monitoring and evaluation plan that identifies the specific measures that ORJ will use to assess program and system effectiveness.
3. Increase County agencies' and contracted service providers' access to data needed for decision-making and evaluation within a framework that protects the privacy of personal data.
4. Provide training and technical assistance so that ORJ, County agencies, and contracted providers have sufficient skills for data collection, reporting, and use of data for decision-making.

## Implementation Strategy

**What.** The above goals and objectives build upon existing structures and processes in Contra Costa's reentry system, but call for additional collaboration and resources be marshaled to ensure an ability to support strategy implementation. As current structures and resources do not exist to guide strategy implementation, facilitate partnerships, measure progress, and make timely and necessary course corrections, the County should develop a Reentry Council or reform existing bodies, such as the CCP to oversee this work. Such an entity might leverage existing venues and resources to oversee the implementation of the Strategic Plan so that it builds upon existing work; aligns with similar, concurrent efforts; and serves as a venue for making continued improvements to the coordination and delivery of reentry services. For ease of reviewing this plan, this entity will be referred to as the "Reentry Council."

**Why.** As it relates to the implementation of the Reentry Strategic Plan, the purpose of the Council would be to develop an annual workplan for strategy implementation, mobilize necessary stakeholders to carry out key activities outlined in this plan, support troubleshooting, and monitor progress made in strategy implementation. Such a council would not only provide coordination, guidance, and progress monitoring of the Reentry Strategic Plan, but would serve as a venue for establishing systems-level approaches to reentry issues, reducing duplication of meetings and work. Currently, there are several similar initiatives and convenings underway that discuss reentry practices and bring together many of the same stakeholder groups and leadership, though dissemination of decisions and information is not always well coordinated between these efforts. A Reentry Council would streamline these similar efforts and build efficiency in arranging and implementing shared initiatives.



## **Contra Costa County Reentry System** *Strategic Plan for 2018–2023*

---


**Who.** The Council should be representative of the agencies involved in creating this strategic plan. The Council may be led by the ORJ with representation or partnership from CCP, the CAB, Reentry Success Center, Reentry Network, Health Services, returning residents and/or their loved ones, local judicial offices, and local law enforcement agencies. Because the CCP already gathers the same stakeholders to review and implement AB 109-specific work, it may be prudent for the County to revise the CCP workplan so that its purview extends beyond AB 109 and can provide oversight of the Reentry Strategic Plan implementation.

**How.** To initiate work, the Council should solidify its role and responsibilities, develop a workplan to implement Year 1 activities, including the identification of activity leads and methods for measuring progress. The Council should also establish expectations for communication between itself, those implementing activities (agencies are identified for each activity in Appendix A), and other bodies that may share objectives (e.g., the Racial Justice Task Force).

**When.** The Council will likely meet frequently to start up and establish its governance structure, reducing to a cadence determined appropriate by the group. At minimum, the Council should lead an annual review of the Strategic Plan to report progress and challenges, solicit recommendations, and make adjustments to the Plan. To facilitate this, monitor implementing progress, and escalate challenges in a timely manner, the Council may require workgroups to submit progress data/reports on a quarterly basis.



## Appendix A: Detailed Strategy

 <b>A. Jail to Community Transition</b> Goal: Implement structures, tools, and procedures necessary to help returning residents achieve successful transitions from jail to community.	
<b>Identified Needs</b> <ul style="list-style-type: none"> <li>• In-custody programs are not adequately matched to client needs or post-release opportunities               <ul style="list-style-type: none"> <li>○ There is currently no recidivism risk assessment instrument used to match clients to in-custody programs</li> <li>○ In-custody trade skills programs (e.g., woodworking, engraving) have few realistic career opportunities available in the community</li> <li>○ Most in-custody programs are not designed to continue for participants if they return to the community prior to completing the program</li> <li>○ There is a need for more variety and more evidence-based programs, including cognitive based therapy, in the jails. Clients also expressed a desire for greater variety of in-custody programs (e.g., parenting support and substance use treatment programs)</li> <li>○ MDF continues to have limited access to group programs</li> </ul> </li> <li>• Clients in custody can face stigma for attending in-custody programs</li> <li>• CBOs have limited access to clients incarcerated in the jails, and as a result find it difficult to promote post-release programs, develop meaningful relationships with clients prior to their release, and provide effective services to clients while they are incarcerated</li> <li>• Pre-release planning does not reach all individuals incarcerated in the local jails               <ul style="list-style-type: none"> <li>○ Currently, there are no funds allocated to this pilot and it is largely supported by the in-kind services of the Reentry Transition Specialists (RTS)</li> </ul> </li> <li>• Warm handoff from jail to services rarely occurs               <ul style="list-style-type: none"> <li>○ There is inconsistent information-sharing about an individual’s release date and time, even when this information is known</li> <li>○ Few programs equipped to provide immediate transportation for individuals upon their release</li> </ul> </li> <li>• Responsibilities such as making service referrals may be duplicated across providers (CCCOE, mentoring CBOs, pre-release PO)</li> </ul>	<b>Existing Resources</b> <ul style="list-style-type: none"> <li>• A pre-release planning pilot has been developed and is in its initial implementation phase; the pilot will run through June 2019</li> <li>• The CCCOE Transition Specialist develops transition plans for some individuals before they are released from custody</li> <li>• An AOD Coordinator is able to meet with clients in custody to link them to treatment program the person can access upon their release</li> <li>• For individuals serving an AB109 sentence, there is a designated pre-release probation officer available to conduct risk and needs assessments that inform referrals to community based programs the person can access once they are released</li> <li>• Mentoring CBOs are well-received by clients</li> <li>• The Sheriff’s Office will implement a new JMS</li> <li>• The African American Health Conductor Program understands health issues prevalent in the African American community and provides outreach to reentry population by assisting with health coverage benefits and SSI/SSA benefits.</li> </ul>





**Contra Costa County Reentry System**  
*Strategic Plan for 2018–2023*

Objective 1	Refine the pre-release planning pilot and expand its access to all individuals throughout the County’s three jail facilities.			
Intended Outcome	All individuals incarcerated in Contra Costa County have the opportunity to leave custody with a plan to access resources in the community that will support their successful return to the community.			
Activities	Resources Needed to Implement	Agencies Involved <sup>9</sup>	Measures of Success	
a. Research feasibility and implement in-custody linkage(s) to resources for individuals with different lengths of stay (e.g., less than 72 hours, less than 2 weeks, more than 2 weeks) and types of release from custody.	<ul style="list-style-type: none"> <li>• Staff time</li> <li>• Production of new materials that can be provided to incarcerated individuals or their families to inform them of resources that may be available to the person</li> <li>• Staff/Consultants with relevant research expertise</li> </ul>	<ul style="list-style-type: none"> <li>• CAB</li> <li>• CCCOE</li> <li>• Probation</li> <li>• Sheriff’s Office</li> </ul>	<ul style="list-style-type: none"> <li>• Research plan is developed</li> <li>• Research is conducted</li> <li>• Implementation plan is developed</li> <li>• New practices are implemented</li> <li>• Individuals in custody report awareness about community-based programs and how to access them post-release</li> </ul>	
b. Improve the process of connecting people to public benefits <sup>10</sup>	<i>See Economic Security goal area</i>			
c. Determine modifications needed to scale the pre-release planning pilot to entire jail system, including clearly defining the role and responsibilities of Reentry Transition Specialist (RTS) as compared to in-custody program providers	<ul style="list-style-type: none"> <li>• Staff time</li> </ul>	<ul style="list-style-type: none"> <li>• ORJ Research and Evaluation Manager</li> <li>• Pre-Release Pilot Steering Committee (to convene a body for this purpose)</li> </ul>	<ul style="list-style-type: none"> <li>• Regular occurrence of meetings of the Pre-Release Operations Workgroup</li> <li>• Job descriptions are written or modified</li> <li>• Development of monitoring plan</li> <li>• Number of members in attendance at Pre-Release Operations Workgroup meetings</li> </ul>	
d. Develop staffing plan for expanded pre-release planning program at WCDF	<ul style="list-style-type: none"> <li>• Collaboration with the Sheriff’s Office Human Resources</li> <li>• Resources with relevant planning expertise</li> </ul>	<ul style="list-style-type: none"> <li>• CCCOE</li> <li>• Sheriff’s Office</li> </ul>	<ul style="list-style-type: none"> <li>• New staff hired or time allocated to existing staff</li> </ul>	

<sup>9</sup> Agencies involved are listed alphabetically. When planning for implementation, the Reentry Council and partners should determine roles and responsibilities for each agency, including which agency will be the lead.

<sup>10</sup> *Increase the number of returning residents who are linked to public benefits* is included as an objective in the Economic Security Goal Area.





**Contra Costa County Reentry System**  
*Strategic Plan for 2018–2023*

e. Develop and execute pre-release planning implementation plan for MDF and MCDF	<ul style="list-style-type: none"> <li>• Staff time</li> <li>• Facility space to conduct meetings</li> <li>• Production of new resources materials</li> <li>• Resources with relevant planning expertise</li> </ul>	<ul style="list-style-type: none"> <li>• CCCOE</li> <li>• ORJ Research and Evaluation Manager</li> <li>• Probation</li> <li>• Sheriff’s Office</li> </ul>	<ul style="list-style-type: none"> <li>• Research plan is developed</li> <li>• Research is conducted</li> <li>• Implementation plan is developed and executed</li> <li>• New practices are implemented</li> <li>• Returning residents report awareness about community-based programs</li> </ul>
--	---	---	--

**Objective 2**    **Expand the types of in-custody programs and services offered based on jail population needs and best practices.**

**Intended Outcome**    All individuals incarcerated in Contra Costa County have the opportunity to access education, skill development, emotional support, and other evidence-based recidivism reduction programs to prepare them for successful reentry.

Activities	Resources Needed to Implement	Agencies Involved	Measures of Success
a. Align in-custody job training and education services to meaningful career opportunities <sup>11</sup>	<i>See Economic Security goal area</i>		
b. Examine how in-custody programming is differentiated based on length of stay in order to provide programming for different lengths of stay	<ul style="list-style-type: none"> <li>• Staff time</li> </ul>	<ul style="list-style-type: none"> <li>• CCCOE</li> <li>• Pre-Release Operations Workgroup</li> <li>• Sheriff’s Office</li> </ul>	<ul style="list-style-type: none"> <li>• Program curricula reflect lengths of stay</li> <li>• There are in-custody programs for a variety of lengths of stay</li> </ul>
c. Incorporate additional in-custody programs based on an assessment of need, research on reducing recidivism, and best practices (e.g., arts program pilot, behavioral health support groups, cognitive behavioral interventions)	<ul style="list-style-type: none"> <li>• Staff time</li> <li>• Staff training in new program approaches</li> <li>• Community input</li> </ul>	<ul style="list-style-type: none"> <li>• Behavioral Health/AODS</li> <li>• CAB</li> <li>• CCCOE</li> <li>• New or existing program providers</li> <li>• Sheriff’s Office</li> </ul>	<ul style="list-style-type: none"> <li>• Strategic Plan needs assessment</li> <li>• Plan for new in-custody programs is developed</li> <li>• New in-custody programs are implemented</li> <li>• Existing programs modified to increase evidence-based practices</li> </ul>
d. Engage with contracted providers to identify ways to increase access given the existing time and space challenges	<ul style="list-style-type: none"> <li>• Staff time</li> </ul>	<ul style="list-style-type: none"> <li>• Contracted service providers</li> <li>• Sheriff’s Office</li> </ul>	<ul style="list-style-type: none"> <li>• Number of meetings held</li> <li>• Meeting minutes</li> </ul>

<sup>11</sup> Provide in-custody education and training to support returning residents in securing stable employment is included as an objective in the Economic Security Goal Area.





<b>Objective 3</b>	<b>Use in-custody risk/needs assessments to match individuals to appropriate in-custody programs.</b>		
Intended Outcome	Individuals incarcerated in Contra Costa County are linked to in-custody services that respond to their specific needs and interests.		
<b>Activities</b>	<b>Resources Needed to Implement</b>	<b>Agencies Involved</b>	<b>Measures of Success</b>
a. Determine appropriate screening and assessment tools needed to match individuals to in-custody programs	<ul style="list-style-type: none"> <li>• Staff time</li> <li>• Research on tools</li> </ul>	<ul style="list-style-type: none"> <li>• CCCOE</li> <li>• Sheriff/Probation</li> </ul>	<ul style="list-style-type: none"> <li>• Appropriate risk/needs assessment is identified</li> </ul>
b. Identify the appropriate time point and staff assigned to conduct risk/needs assessments and implement	<ul style="list-style-type: none"> <li>• Staff time</li> <li>• Staff training to conduct assessment</li> </ul>	<ul style="list-style-type: none"> <li>• CCCOE</li> <li>• Sheriff/Probation</li> </ul>	<ul style="list-style-type: none"> <li>• Staff identified and time allocated to conduct risk/needs assessments</li> <li>• A referral process is in place for staff to refer individuals to in-custody programs and services</li> <li>• Process is developed for a time and place where risk/needs assessments will be conducted</li> <li>• Staff use the assessment</li> </ul>



<b>Objective 4</b>	<b>Increase and expand methods for sharing information about available programs with individuals in custody, their family members, and service providers.</b>		
Intended Outcome	There is improved awareness about the available in-custody and community-based programs.		
<b>Activities</b>	<b>Resources Needed to Implement</b>	<b>Agencies Involved</b>	<b>Measures of Success</b>
a. Based on best practices and input from individuals in custody, determine strategies for publicizing information about available in-custody programs at all facilities (e.g., orientation video, closed circuit television, use of peer outreach, expanded and more accessible information for families on Sheriff’s Office website)	<ul style="list-style-type: none"> <li>• Staff time</li> <li>• Development of new resource materials</li> <li>• Funding allocation</li> </ul>	<ul style="list-style-type: none"> <li>• CAB</li> <li>• CCCOE</li> <li>• Sheriff’s Office</li> </ul>	<ul style="list-style-type: none"> <li>• Outreach strategies are designed and implemented</li> <li>• Increase in attendance for in-custody programs</li> </ul>
b. Explore barriers to utilization of existing programs and develop strategies to address these barriers	<ul style="list-style-type: none"> <li>• Staff time</li> </ul>	<ul style="list-style-type: none"> <li>• CCCOE</li> <li>• Sheriff’s Office</li> </ul>	<ul style="list-style-type: none"> <li>• Barriers and strategies are documented</li> <li>• Changes are implemented</li> <li>• Increased participation in in-custody programs and services</li> </ul>
c. Educate Sheriff’s staff on program opportunities in custody and in the community to become an information source for individuals in custody	<ul style="list-style-type: none"> <li>• Staff time</li> <li>• Staff training on programs and motivational interviewing</li> </ul>	<ul style="list-style-type: none"> <li>• Sheriff’s Office</li> <li>• In-Custody Service Providers</li> <li>• Reentry Network and Reentry Success Center</li> </ul>	<ul style="list-style-type: none"> <li>• Staff report knowledge of programs</li> <li>• Staff report they provide information about programs to individuals in custody</li> </ul>



**Contra Costa County Reentry System**  
*Strategic Plan for 2018–2023*

<b>Objective 5</b>	<b>Develop policies and procedures to facilitate warm handoffs directly from custody to a place of residence, a treatment program, or another community program.</b>		
Intended Outcome	Linkage to services/treatment during the critical time immediately following release results in reduced recidivism.		
<b>Activities</b>	<b>Resources Needed to Implement</b>	<b>Agencies Involved</b>	<b>Measures of Success</b>
a. Provide partner agencies with incarceration release dates to assist with reentry pre-release planning, service coordination and service delivery	<ul style="list-style-type: none"> <li>• Staff time</li> <li>• Information-sharing protocol</li> </ul>	<ul style="list-style-type: none"> <li>• Sheriff's Office</li> </ul>	<ul style="list-style-type: none"> <li>• Community providers report having access to release dates and time</li> </ul>
b. Explore how other counties have used in-custody peer recovery coaches to provide transportation directly from jail to treatment or other programs	<ul style="list-style-type: none"> <li>• Staff time</li> </ul>	<ul style="list-style-type: none"> <li>• CAB</li> <li>• Sheriff's Office</li> </ul>	<ul style="list-style-type: none"> <li>• Development of plan to provide transportation upon release</li> </ul>
c. Implement solutions to provide transportation directly from jail to treatment or other programs	<ul style="list-style-type: none"> <li>• Staff time (new or existing hires)</li> <li>• Funding for transportation and/or vehicles</li> </ul>	<ul style="list-style-type: none"> <li>• AODS</li> <li>• CCCOE</li> <li>• CCP</li> <li>• Office of Health, Housing, and Homeless Services</li> <li>• Sheriff's Office</li> </ul>	<ul style="list-style-type: none"> <li>• Number and percent of returning residents with a transportation need who receive direct transportation</li> </ul>



**B. Post-Release Program Access and Linkage**

**Goal: Facilitate timely and appropriate connections to services and resources that effectively support the reentry of returning residents.**

**Identified Needs**

- There are a limited number of services for women (gender-responsive programs), families of returning residents (e.g., support groups for family members, services for children of incarcerated parents), and transition age youth (e.g., services designed for TAY in their stage of development, targeted services for foster and CSEC TAY).
- There are gaps in coordination of services for non-AB 109 individuals and individuals not on formal supervision.
- There are gaps in coordination and communication between the County and Parole.
- There are non-contracted CBOs that wish to coordinate with the County reentry system.
- Transportation challenges prevent access to programs and services.
- There is a need for consistent messaging about available services for CBOs, probation officers, and clients.

**Existing Resources**

- The West County Reentry Success Center and the East and Central County Reentry Network have been impactful in developing “no wrong door” and one-stop approaches to reentry
- Monthly case conferencing among reentry partners promotes coordination
- AB 109 probation officers have been especially supportive in linking clients to services
- *Smart Reentry* grant offers services to reduce recidivism for young adults age 18-24
- The County funds some family reunification services
- The County funds women’s housing and pre/post release case management for reentry women

**Objective 1**    **Implement resource meetings for people on probation (similar to the Parole and Community Team orientation for County parolees) to learn about available programs and services.**

**Intended Outcome**    All individuals on probation in Contra Costa County are aware of and know how to access the different resources available to them.

Activities	Resources Needed to Implement	Agencies Involved <sup>12</sup>	Measures of Success
a. Identify a regular time, place(s) and frequency for the resource meetings and hold meetings.	<ul style="list-style-type: none"> <li>• Meeting space</li> </ul>	<ul style="list-style-type: none"> <li>• CBOs</li> <li>• County agencies</li> <li>• Probation</li> </ul>	<ul style="list-style-type: none"> <li>• Meeting schedule</li> <li>• Number of resource meetings</li> </ul>
b. Invite local providers (CBOs and County agencies) to the resource meetings through emails and/or other communication mechanisms (e.g., website).	<ul style="list-style-type: none"> <li>• Communication plan</li> <li>• Staff time</li> <li>• List of local providers</li> </ul>	<ul style="list-style-type: none"> <li>• Probation</li> </ul>	<ul style="list-style-type: none"> <li>• Number of emails to providers</li> <li>• Number of providers that attend resource meetings</li> </ul>

<sup>12</sup> Agencies involved are listed alphabetically. When planning for implementation, the County and partners should determine roles and responsibilities for each agency, including which agency will be the lead.



**Contra Costa County Reentry System**  
*Strategic Plan for 2018–2023*

<p>c. Develop and implement a system to notify individuals on probation about upcoming resource meetings, post-assignment to probation.</p>	<ul style="list-style-type: none"> <li>• Communication plan</li> <li>• List of individuals recently placed on Probation</li> <li>• Texting system</li> </ul>	<ul style="list-style-type: none"> <li>• Probation</li> </ul>	<ul style="list-style-type: none"> <li>• Attendance at resource meetings</li> </ul>
<p><b>Objective 2</b></p>	<p><b>Identify and develop reentry resources for services targeting specific populations, including women, transition age youth (TAY), families, and people unable to work due to disability.</b></p>		
<p>Intended Outcome</p>	<p>Contra Costa County offers a variety of population-specific resources to address the needs of returning residents and their families.</p>		
<p><b>Activities</b></p>	<p><b>Resources Needed to Implement</b></p>	<p><b>Agencies Involved</b></p>	<p><b>Measures of Success</b></p>
<p>a. Engage relevant County and community-based agencies and specific populations listed above to define the needs for population-specific services.</p>	<ul style="list-style-type: none"> <li>• Staff time</li> </ul>	<ul style="list-style-type: none"> <li>• CBOs</li> <li>• County agencies</li> <li>• EHSD (foster care, ILP)</li> <li>• Reentry Council</li> </ul>	<ul style="list-style-type: none"> <li>• Number of meetings</li> <li>• Written brief or presentation identifying population-specific needs</li> </ul>
<p>b. Explore options for financial sustainability of any effective services for TAY provided as part of the <i>Smart Reentry</i>-grant.</p>	<ul style="list-style-type: none"> <li>• Staff time</li> <li>• <i>Smart Reentry</i> grant</li> </ul>	<ul style="list-style-type: none"> <li>• Reentry Council</li> </ul>	<ul style="list-style-type: none"> <li>• Additional funding source(s) allocated to TAY services</li> </ul>
<p>c. Explore allocation of AB 109 community program funding for population-specific services.</p>	<ul style="list-style-type: none"> <li>• Staff time</li> <li>• AB 109 funding</li> </ul>	<ul style="list-style-type: none"> <li>• CAB</li> <li>• CCP</li> </ul>	<ul style="list-style-type: none"> <li>• Documentation of population served by AB 109 funding</li> </ul>



**Contra Costa County Reentry System**  
*Strategic Plan for 2018–2023*

<b>Objective 3</b>	<b>Understand and meet the needs of returning residents who are not on formal supervision, including their families' needs.</b>		
Intended Outcome	All returning residents and their families, regardless of where they are in the reentry process, can access reentry resources.		
<b>Activities</b>	<b>Resources Needed to Implement</b>	<b>Agencies Involved</b>	<b>Measures of Success</b>
a. Review in-custody needs assessments for individuals that will not be released on supervision and their families.	<ul style="list-style-type: none"> <li>In-custody needs assessments</li> <li>Assigned staff/consultant to conduct analysis</li> </ul>	<ul style="list-style-type: none"> <li>Sheriff's Office</li> </ul>	<ul style="list-style-type: none"> <li>Number of needs assessments reviewed</li> <li>List of most common needs</li> </ul>
b. Gather input from individuals who have been incarcerated but are not currently on supervision about their needs. Also gather information from family members and loved ones of this population about their needs.	<ul style="list-style-type: none"> <li>Assigned staff/consultant to conduct analysis</li> <li>Access to individuals no longer on Probation</li> </ul>	<ul style="list-style-type: none"> <li>CBOs</li> <li>County Agencies</li> <li>ORJ</li> <li>Probation</li> </ul>	<ul style="list-style-type: none"> <li>Number of individuals who share needs</li> <li>List of most common needs</li> </ul>
c. Present information about the scope of needs of individuals not on probation, and their families, to the County's reentry stakeholder body (e.g., Reentry Council that may be established) and/or CCP and use that data to inform reentry funding allocations and reentry program designs.	<ul style="list-style-type: none"> <li>Reentry Council (or other reentry Stakeholder Body)</li> <li>List of common needs for individuals not on supervision</li> </ul>	<ul style="list-style-type: none"> <li>ORJ</li> <li>Probation</li> <li>Sheriff's Office</li> </ul>	<ul style="list-style-type: none"> <li>Presentation to reentry body</li> <li>Reallocation of reentry funding</li> <li>Programs designed to address common needs</li> </ul>
<b>Objective 4</b>	<b>Develop and implement a reentry system communication plan to disseminate information regarding available resources, success stories, reducing stigma, and other messaging.</b>		
Intended Outcome	The Contra Costa County reentry systems effectively communicates both internally and externally about its work and available resources.		
<b>Activities</b>	<b>Resources Needed to Implement</b>	<b>Agencies Involved</b>	<b>Measures of Success</b>
a. Create/update an inventory of reentry programs and services, with eligibility criteria ( <i>which will help clarify which services are prioritized for AB 109</i> ), enrollment process, and contact information.	<ul style="list-style-type: none"> <li>Staff time</li> </ul>	<ul style="list-style-type: none"> <li>ORJ</li> </ul>	<ul style="list-style-type: none"> <li>Development of program inventory</li> <li>Number of programs in inventory</li> </ul>






**Contra Costa County Reentry System**  
*Strategic Plan for 2018–2023*

b. Determine and implement method(s) for sharing inventory with agencies that serve the reentry population and with returning residents and their families (e.g., website, Voice newsletter, exit packet upon release, at family visiting hours)	<ul style="list-style-type: none"> <li>Funding</li> <li>Technology</li> <li>Staff time</li> <li>Translation services</li> </ul>	<ul style="list-style-type: none"> <li>CBOs</li> <li>County Agencies</li> <li>ORJ</li> <li>Probation</li> <li>County Public Information Officer</li> <li>Sheriff's Office</li> </ul>	<ul style="list-style-type: none"> <li>Communication plan</li> <li>Number of agencies that receive the inventory</li> <li>Number of returning residents and their family members that receive the inventory</li> </ul>
c. Develop and execute a process to update the inventory and regularly disseminate updates.	<ul style="list-style-type: none"> <li>Staff time</li> </ul>	<ul style="list-style-type: none"> <li>ORJ</li> <li>County Public Information Officer</li> </ul>	<ul style="list-style-type: none"> <li>Number of updates to the inventory</li> </ul>
d. Explore the use of text message alerts to inform returning residents and their family members of community resources	<ul style="list-style-type: none"> <li>Staff time</li> <li>Subscription to text messaging service</li> </ul>	<ul style="list-style-type: none"> <li>ORJ</li> <li>Reentry Network and Reentry Success Center</li> <li>Sheriff's Office</li> </ul>	<ul style="list-style-type: none"> <li>Text alerts programmed</li> <li>Text alerts rolled out</li> <li>Community programs report increased inquiries about their services</li> </ul>
e. Create and implement mechanisms for external communication to share reentry success stories and other messaging, such as an anti-bias campaign.	<ul style="list-style-type: none"> <li>Staff time</li> <li>Funding</li> <li>Translation services</li> </ul>	<ul style="list-style-type: none"> <li>CBOs</li> <li>County Agencies</li> <li>ORJ</li> <li>Probation</li> <li>Public Information Officer</li> <li>Sheriff's Office</li> </ul>	<ul style="list-style-type: none"> <li>Communication plan</li> <li>Number of success stories shared</li> </ul>
<b>Objective 5</b>	<b>Increase the participation of the local parole office in County reentry planning and services.</b>		
Intended Outcome	Parole is an active member of the Contra Costa County reentry system.		
<b>Activities</b>	<b>Resources Needed to Implement</b>	<b>Agencies Involved</b>	<b>Measures of Success</b>
a. Include Parole representative on the County's reentry stakeholder body (e.g., Reentry Council that may be established)	<ul style="list-style-type: none"> <li>Reentry stakeholder body</li> </ul>	<ul style="list-style-type: none"> <li>Reentry Council</li> <li>Parole</li> </ul>	<ul style="list-style-type: none"> <li>Parole representative named to reentry stakeholder body</li> <li>Regular attendance of parole representative at meetings</li> </ul>
b. Include Parole in quarterly AB 109 administrative meetings.	<ul style="list-style-type: none"> <li>Staff time</li> </ul>	<ul style="list-style-type: none"> <li>Parole</li> <li>Agencies attending AB 109 administrative meetings</li> </ul>	<ul style="list-style-type: none"> <li>Parole representative invited to AB 109 quarterly meetings</li> <li>Regular attendance of parole representative at meetings</li> </ul>



 <b>C. Economic Security</b> <b>Goal: Increase the likelihood of post-release success by enhancing opportunities for returning residents to attain economic security.</b>			
<b>Identified Needs</b> <ul style="list-style-type: none"> <li>• There are limited partnerships with Workforce Development Boards, colleges, and employers           <ul style="list-style-type: none"> <li>◦ Workforce development boards and community colleges would like stronger partnerships with the reentry system</li> </ul> </li> <li>• In-custody trade skills programs have few realistic career opportunities upon reentry</li> <li>• While services to link clients to housing and employment exist, the stigma associated with incarceration remains a barrier to obtaining employment           <ul style="list-style-type: none"> <li>◦ Employers often do not hire people with prior convictions</li> <li>◦ One provider suggested having a reentry temp service agency</li> </ul> </li> <li>• Some job training programs seem to have a fee, which most clients cannot afford</li> <li>• Better coordination/support in helping returning residents attain safety net benefits can be foundational to their economic security</li> </ul>		<b>Existing Resources</b> <ul style="list-style-type: none"> <li>• Contracted post-release job training and placement programs (e.g., Goodwill, Rubicon, Fast Eddy's) are well-received and well attended</li> <li>• Post-release AJCC/Career Centers provide employment and training opportunities</li> <li>• The recently completed Fair Chance Employers Summits were well attended, hosted a panel of champion employers, and included employer trainings by Root and Rebound</li> <li>• Adult Ed Schools and Reentry Transitional Specialist (CCCOE) are entry points to community colleges' Career and Technical Education (CTEs) programs that offer career pathways to growth industries</li> </ul>	
<b>Objective 1</b>	<b>Improve community college, Workforce Development Board (WDB)/America's Job Center of California (AJCC), and local employer engagement in reentry planning and service coordination.</b>		
<b>Intended Outcome</b>	Contra Costa County's reentry system leverages the resources and expertise of employers and agencies involved in workforce development and adult education.		
<b>Activities</b>	<b>Resources Needed to Implement</b>	<b>Agencies Involved<sup>13</sup></b>	<b>Measures of Success</b>
a. Identify point people from WDB/AJCC and each local community	<ul style="list-style-type: none"> <li>• Staff time</li> <li>• Reentry planning bodies</li> </ul>	<ul style="list-style-type: none"> <li>• AJCC</li> <li>• CCCCC</li> </ul>	<ul style="list-style-type: none"> <li>• List of WDB/AJCC and community college point people</li> </ul>

<sup>13</sup> Agencies involved are listed alphabetically. When planning for implementation, the County and partners should determine roles and responsibilities for each agency, including which agency will be the lead.



**Contra Costa County Reentry System**  
*Strategic Plan for 2018–2023*

college to serve as members of or liaisons to the Reentry Council.		<ul style="list-style-type: none"> <li>• CCCOE</li> <li>• Reentry Council</li> <li>• WDB</li> </ul>	<ul style="list-style-type: none"> <li>• Attendance at Reentry Council meetings</li> </ul>
b. Establish regular communication among WDB, AJCC, and community colleges via the AB 109 Administration Meetings.	<ul style="list-style-type: none"> <li>• Staff time</li> </ul>	<ul style="list-style-type: none"> <li>• AJCC</li> <li>• CCCCD</li> <li>• CCCOE</li> <li>• WDB</li> </ul>	<ul style="list-style-type: none"> <li>• Number of meetings, calls, and emails</li> <li>• Number of community colleges with whom a relationship is developed</li> </ul>
c. Expand relationships with local employers willing to employ reentry population.	<ul style="list-style-type: none"> <li>• Collaboration to identify and share employer connections</li> <li>• Staff to connect with businesses</li> </ul>	<ul style="list-style-type: none"> <li>• AB 109 Employment Contractors</li> <li>• AJCC</li> <li>• CCCOE</li> <li>• WDB</li> <li>• Reentry Success Center</li> <li>• The Reentry Network</li> </ul>	<ul style="list-style-type: none"> <li>• Number of meetings with employers</li> <li>• Number of employers with whom a relationship is developed</li> <li>• Employers added to SAFE as resources</li> </ul>
d. Collaborate with local workforce providers to identify job and career opportunities aligned to skills/experience of returning residents.	<ul style="list-style-type: none"> <li>• Staff time</li> </ul>	<ul style="list-style-type: none"> <li>• AJCC</li> <li>• CCCOE</li> <li>• Department of Rehabilitation</li> <li>• Eastbay Works</li> <li>• Local employers</li> <li>• WDB</li> <li>• Reentry Success Center</li> <li>• The Reentry Network</li> </ul>	<ul style="list-style-type: none"> <li>• Meetings with local workforce providers</li> <li>• Number of job and career opportunities identified</li> <li>• Number of jobs and careers obtained by returning residents</li> </ul>
<b>Objective 2</b>	<b>Support returning residents in securing stable employment.</b>		
Intended Outcome	Returning residents in Contra Costa County have access to effective vocational training and employment services that improve their employment prospects.		
<b>Activities</b>	<b>Resources Needed to Implement</b>	<b>Agencies Involved</b>	<b>Measures of Success</b>
a. Continue to conduct Job and Resource Fairs at both WCDF and MCDF on at least an annual basis.	<ul style="list-style-type: none"> <li>• Reentry Transition Specialist</li> <li>• Space for fairs</li> </ul>	<ul style="list-style-type: none"> <li>• CBOs</li> <li>• CCCOE</li> <li>• County agencies</li> <li>• Employers</li> <li>• Sheriff's Office</li> </ul>	<ul style="list-style-type: none"> <li>• Number of fairs at each location</li> <li>• Attendance at fairs</li> </ul>



**Contra Costa County Reentry System**  
*Strategic Plan for 2018–2023*

b. Inventory and assess alignment of in-custody job training and education programs with existing job or career opportunities and regional workforce needs.	<ul style="list-style-type: none"> <li>Expert to do assessment</li> </ul>	<ul style="list-style-type: none"> <li>AJCC</li> <li>CCCOE</li> <li>Sheriff's Office</li> <li>WDB</li> </ul>	<ul style="list-style-type: none"> <li>Inventory of in-custody job training and education</li> <li>List of regional workforce needs</li> </ul>
c. Offer introductory classes or training programs while in custody, i.e. food handlers certification, food service, business office professionals, math for the trades, construction, etc.	<ul style="list-style-type: none"> <li>Collaboration with Adult Education Consortium work in progress</li> <li>Staff time</li> <li>Funding (may come from CCCCD)</li> </ul>	<ul style="list-style-type: none"> <li>AJCC</li> <li>CCCOE</li> <li>Community Colleges</li> <li></li> </ul>	<ul style="list-style-type: none"> <li>Number of individuals enrolled in pre-employment programs</li> <li>Percent of individuals who complete programs</li> <li>Percent of individuals who obtain related employment</li> </ul>
d. Enroll inmates with an established employment goal in the jail's Workforce Readiness class prior to release.	<ul style="list-style-type: none"> <li>List of individuals in jail with employment goals</li> <li>Workforce Readiness Class</li> </ul>	<ul style="list-style-type: none"> <li>CCCOE</li> <li>Sheriff's Office</li> </ul>	<ul style="list-style-type: none"> <li>Number of individuals who complete Workforce Readiness Class prior to release</li> <li>Percent of individuals with employment goals who complete Workforce Readiness class</li> </ul>
e. Explore the possibility of providing computers with a closed internet connection to facilitate in-custody job searches.	<ul style="list-style-type: none"> <li>Funding</li> <li>Research</li> </ul>	<ul style="list-style-type: none"> <li>CCCOE</li> <li>Sheriff's Office</li> </ul>	<ul style="list-style-type: none"> <li>Documented decision about offering closed internet connection and the rationale for that decision</li> </ul>
f. Explore the establishment of a Jail-Based Job Development Center (JBJDC) where inmates can address barriers prior to release; conduct job search and employment preparation; and access case management to support follow-up/"warm handoffs" post release.	<ul style="list-style-type: none"> <li>Funding</li> <li>Space for JBJDC</li> <li>JBJDC Staff</li> <li>Collaboration with community agencies</li> <li>Secured Internet access for inmates to use Career Coach</li> </ul>	<ul style="list-style-type: none"> <li>CBOs</li> <li>CCCOE</li> <li>County agencies</li> <li>Sheriff's Office</li> </ul>	<ul style="list-style-type: none"> <li>Number of meetings to discuss JBJDC development</li> <li>Plan for JBJDC development</li> </ul>
<b>Objective 3</b>	<b>Support returning residents in advancing their education to improve career development.</b>		
Intended Outcome	Returning residents in Contra Costa County have the opportunity to access education resources to develop more marketable skills and certifications.		
<b>Activities</b>	<b>Resources Needed to Implement</b>	<b>Agencies Involved</b>	<b>Measures of Success</b>



**Contra Costa County Reentry System**  
*Strategic Plan for 2018–2023*

a. Work with community colleges’ transition specialists to provide in-custody enrollment services and post-custody course continuation.	<ul style="list-style-type: none"> <li>• Faculty</li> <li>• Training</li> <li>• Funding (may come from CCCCD)</li> </ul>	<ul style="list-style-type: none"> <li>• CCCCD</li> <li>• CCCOE</li> <li>• Sheriff’s Office</li> </ul>	<ul style="list-style-type: none"> <li>• Number of individuals receiving in-custody enrollment services</li> <li>• Number of individuals enrolled in classes</li> </ul>
b. Solicit correspondence programs to supplement on-site educational programs in jail	<ul style="list-style-type: none"> <li>• Staff time</li> </ul>	<ul style="list-style-type: none"> <li>• CCCOE</li> <li>• Sheriff’s Office</li> </ul>	<ul style="list-style-type: none"> <li>• Number of correspondence programs utilized by individuals in jail</li> </ul>
c. Increase the number of articulation agreements with the community colleges	<ul style="list-style-type: none"> <li>• Collaboration with Adult Education Consortium work in progress</li> <li>• Staff time</li> <li>• Funding (may come from CCCD)</li> </ul>	<ul style="list-style-type: none"> <li>• CCCOE</li> <li>• Community Colleges</li> </ul>	<ul style="list-style-type: none"> <li>• Number of articulated classes and individuals earning college credit while in custody</li> </ul>
<b>Objective 4</b>	<b>Increase the number of returning residents who are linked to public benefits.</b>		
Intended Outcome	All returning residents eligible for public benefits receive them.		
<b>Activities</b>	<b>Resources Needed to Implement</b>	<b>Agencies Involved</b>	<b>Measures of Success</b>
a. Define roles of EHSD staff, CBOs, and other in-custody staff to assist with applications for benefits prior to and post release.	<ul style="list-style-type: none"> <li>• Training</li> </ul>	<ul style="list-style-type: none"> <li>• Behavioral Health</li> <li>• CBOs</li> <li>• CCCOE</li> <li>• EHSD</li> <li>• Sheriff’s Office</li> </ul>	<ul style="list-style-type: none"> <li>• Documented roles/responsibilities for each agency in assisting individuals in jail with benefits enrollment</li> <li>• Number of individuals in custody who apply for benefits</li> <li>• Number of individuals in custody whose application is approved to receive benefits</li> </ul>
b. Include application for safety net benefits as part of pre-release planning and provide information regarding benefits eligibility and application processes and support at release.	<ul style="list-style-type: none"> <li>• Safety net benefits applications</li> </ul>	<ul style="list-style-type: none"> <li>• Behavioral Health</li> <li>• CBOs</li> <li>• CCCOE</li> <li>• EHSD</li> <li>• Sheriff’s Office</li> </ul>	<ul style="list-style-type: none"> <li>• Number of individuals in custody who apply for benefits</li> <li>• Number of individuals in custody whose application is approved to receive benefits</li> <li>• Number of individuals who receive information about public benefits at release</li> </ul>



## **D. Housing Access and Attainment**

**Goal: Improve access to housing matched to the needs of clients.**

### **Identified Needs**

- There is not enough affordable, stable housing in safe and supportive environments nor is there an array of housing options or models to meet the varying needs of the reentry population
  - Many of the existing housing resources are prioritized for AB 109 clients
  - Contracted transitional housing has a maximum six month stay (with some options to extend)
  - Some stakeholders voiced a need for supportive housing that provides supportive services onsite
  - AB 109 funded housing only offer sober living environments (SLEs) used interchangeably as a transitional housing option
- Housing resources do not include housing for families
  - Returning residents who cannot be housed with their families and/or children are unable to live with their support network
- There is a lack of TAY-specific housing
- While services to link clients to housing exist, the stigma associated with incarceration remains a barrier to obtaining housing.
  - Landlords and/or property managers are wary of allowing people with prior convictions to live in their buildings
- Housing linkage does not consistently begin prior to release

### **Existing Resources**

- CoCo LEAD+ (Prop 47 grant) uses a housing first model with a graduated approach from transitional housing to permanent Section 8 Housing Choice Vouchers
- Linkage to housing is facilitated by the Reentry Success Center and the Network
- AB 109-funded housing is prioritized for AB 109 individuals and only offer SLEs
- Community Out-Reach and Engagement (CORE) team recently gained access to the jails to meet with clients pre-release to help navigate the County’s homeless services continuum of care
- It is reported that GEO Group has opened a day reporting center for parole, and provide parolees enrolled into the program with access to housing
- New resources in the process of development and implementation include:
  - Supportive housing beds for TAY, including one bed dedicated to a youth returning home from DJJ facilities
  - The Housing Security Fund to support individuals at risk of homelessness who are ineligible for other funding streams
  - Case management and financial support services to divert individuals from entering the homelessness system of care
  - 50 micro-housing units for high utilizers of the healthcare system (Spring 2019)



<b>Objective 1</b>	<b>Develop a data-informed understanding of housing needs for justice-involved individuals.</b>		
Intended Outcome	Contra Costa County understands the housing needs of justice-involved individuals.		
<b>Activities</b>	<b>Resources Needed to Implement</b>	<b>Agencies Involved<sup>14</sup></b>	<b>Measures of Success</b>
a. Conduct a housing needs survey of the reentry population to identify types of housing (e.g., independent, emergency, sober living, supportive housing) needed.	<ul style="list-style-type: none"> <li>Survey design, implementation, and analysis plan</li> <li>Funding               <ul style="list-style-type: none"> <li>Health Services’ Division of Health, Housing, and Homeless Services (H3) has funding from No Place Like Home for a housing needs assessment survey— they will add additional funds to assess the housing needs of justice-involved individuals</li> </ul> </li> </ul>	<ul style="list-style-type: none"> <li>Office of Health, Housing, and Homeless Services</li> </ul>	<ul style="list-style-type: none"> <li>Survey to identify the needs of justice-involved individuals</li> <li>Number of justice-involved individuals who complete the survey</li> <li>Vetted list of needs</li> </ul>
b. Based on the needs identified in the survey, inventory the number and location of beds available (including shelter, residential treatment, transitional housing, supportive housing, and rental market housing) to identify gaps and prioritize resources	<ul style="list-style-type: none"> <li>Housing needs survey results</li> <li>Staff time</li> </ul>	<ul style="list-style-type: none"> <li>Office of Health, Housing, and Homeless Services</li> </ul>	<ul style="list-style-type: none"> <li>Inventory of number and location of housing/beds available that meet the needs of justice-involved individuals</li> </ul>
<b>Objective 2</b>	<b>Identify resources to increase housing options—based on the housing needs survey—for populations with the most unmet needs (e.g., families, TAY, individuals with substance use disorders).</b>		
Intended Outcome	Contra Costa County’s housing resources are targeted and prioritized based on need.		
<b>Activities</b>	<b>Resources Needed to Implement</b>	<b>Agencies Involved</b>	<b>Measures of Success</b>
a. Create a plan for the allocation/prioritization of reentry housing funds for housing services for	<ul style="list-style-type: none"> <li>Reentry funding</li> <li>Housing needs survey results</li> </ul>	<ul style="list-style-type: none"> <li>Office of Health, Housing, and Homeless Services</li> </ul>	<ul style="list-style-type: none"> <li>Plan for the allocation/prioritization of reentry housing funds</li> </ul>

<sup>14</sup> Agencies involved are listed alphabetically. When planning for implementation, the County and partners should determine roles and responsibilities for each agency, including which agency will be the lead.



**Contra Costa County Reentry System**  
*Strategic Plan for 2018–2023*

populations with unmet needs (e.g., families, TAY).			<ul style="list-style-type: none"> <li>Funding allocated/prioritized</li> </ul>
b. Explore the creation of new housing facilities/programs, based on the housing needs survey (e.g., recovery residences, family housing, TAY housing)	<ul style="list-style-type: none"> <li>Staff time</li> <li>Housing needs survey results</li> </ul>	<ul style="list-style-type: none"> <li>Office of Health, Housing, and Homeless Services</li> </ul>	<ul style="list-style-type: none"> <li>Plan for creating of new facilities and programs</li> <li>Number of new facilities and housing programs</li> </ul>
c. Identify and leverage other funding (e.g., MHSA, other state and federal funds) toward reentry-focused housing services for populations with the most needs, based on the housing needs survey (e.g., TAY)	<ul style="list-style-type: none"> <li>Funding sources</li> <li>Housing needs survey results</li> </ul>	<ul style="list-style-type: none"> <li>Office of Health, Housing, and Homeless Services</li> </ul>	<ul style="list-style-type: none"> <li>Funding leveraged</li> </ul>
d. Continue to collaborate with the Housing Authority of the County of Contra Costa to explore ways to increase access to housing for returning residents and their families	<ul style="list-style-type: none"> <li>Staff time</li> </ul>	<ul style="list-style-type: none"> <li>Housing Authority</li> <li>Office of Health, Housing, and Homeless Services</li> </ul>	<ul style="list-style-type: none"> <li></li> </ul>
<b>Objective 3</b>	<b>Implement an integrated plan for conducting and deploying the Vulnerability Index–Service Prioritization Decision Assistance Tool (VI-SPDAT) during pre-release planning and post-release service delivery.</b>		
Intended Outcome	Contra Costa County’s Coordinated Entry System engages returning residents and their families in housing and homeless services.		
<b>Activities</b>	<b>Resources Needed to Implement</b>	<b>Agencies Involved</b>	<b>Measures of Success</b>
a. Expand VI-SPDAT administration to all individuals pre-release, with follow-up post-release assessments while on community supervision, as appropriate.	<ul style="list-style-type: none"> <li>Staff time</li> <li>VI-SPDAT and training on its use</li> </ul>	<ul style="list-style-type: none"> <li>Coordinated outreach teams</li> <li>Probation</li> <li>Providers that currently administer VI-SPDAT</li> <li>Reentry Network and Reentry Success Center</li> </ul>	<ul style="list-style-type: none"> <li>AB 109 case manager meeting</li> <li>Number of individuals who receive an in-custody VI-SPDAT</li> <li>Number of individuals on community supervision who receive a VI-SPDAT</li> <li>Data input into Clarity</li> </ul>
b. Use VI-SPDAT results to connect individuals to appropriate housing.	<ul style="list-style-type: none"> <li>Staff time</li> </ul>	<ul style="list-style-type: none"> <li>Agencies and providers that administers VI-SPDAT</li> </ul>	<ul style="list-style-type: none"> <li>Number of individuals provided a VI-SPDAT that are connected to housing</li> </ul>





**Contra Costa County Reentry System**  
*Strategic Plan for 2018–2023*

			<ul style="list-style-type: none"> <li>Number of individuals who maintain housing</li> </ul>
<b>Objective 4</b>	<b>Educate community members and landlords about fair housing practices.</b>		
Intended Outcome	Returning residents and their families do not face illegal discrimination due to their justice system involvement.		
<b>Activities</b>	<b>Resources Needed to Implement</b>	<b>Agencies Involved</b>	<b>Measures of Success</b>
a. Develop new or modify existing informational materials that outline/define fair housing practices for justice-involved individuals.	<ul style="list-style-type: none"> <li>HUD Block Grant Funding</li> <li>Existing informational materials about fair housing practices</li> </ul>	<ul style="list-style-type: none"> <li>Agencies that receive HUD Block Grant Funding (e.g., Bay Area Legal Aid, Pacific Community Services)</li> </ul>	<ul style="list-style-type: none"> <li>Number of pamphlets, posters, and other informational materials</li> </ul>
b. Disseminate materials and trainings targeting justice-involved individuals about housing rights.	<ul style="list-style-type: none"> <li>HUD Block Grant Funding</li> </ul>	<ul style="list-style-type: none"> <li>Agencies that receive HUD Block Grant Funding (e.g., Bay Area Legal Aid, Pacific Community Services)</li> </ul>	<ul style="list-style-type: none"> <li>Number of trainings with justice-involved individuals and family members</li> <li>Number of justice-involved individuals and family members who attend community trainings</li> <li>Number of pamphlets, posters, and other materials distributed to justice-involved individuals and family members</li> </ul>
c. Disseminate informational materials around fair housing practices for justice-involved individuals to landlords and hold trainings.	<ul style="list-style-type: none"> <li>HUD Block Grant Funding</li> </ul>	<ul style="list-style-type: none"> <li>Agencies that receive HUD Block Grant Funding (e.g., Bay Area Legal Aid, Pacific Community Services)</li> </ul>	<ul style="list-style-type: none"> <li>Number of trainings with landlords</li> <li>Number of landlords who attend trainings</li> <li>Number of pamphlets, posters, and other materials distributed to landlords</li> </ul>



**E. Behavioral Health Access**

Goal: Improve timely access to appropriate behavioral health care services.

<p><b>Identified Needs</b></p> <ul style="list-style-type: none"> <li>• County leadership reported a need for more detoxification beds</li> <li>• Clients have little choice in where they receive residential treatment</li> <li>• For individuals who are not on probation or parole, screening and wait times to access behavioral health services can impede linkage to services (i.e., once clients do not have a direct linkage from custody or through a probation officer)</li> <li>• There is a need for transportation for clients directly from jail to residential treatment as soon as they are released</li> <li>• There is a need to begin substance abuse treatment in jail; DEUCE provides education, but treatment should be provided as well</li> <li>• Clients who complete treatment and/or leave jail and are homeless have limited housing options as the only homeless shelters are wet shelters</li> <li>• There is a need to begin substance abuse treatment in jail</li> <li>• There is a need for seamless medical transition (i.e., Medi-Cal enrollment, adequate supply of medication, connection to health conductors, Transitions Medical Clinics)</li> </ul>	<p><b>Existing Resources</b></p> <ul style="list-style-type: none"> <li>• The DEUCE program for substance abuse in custody is well-received</li> <li>• Behavioral health service connections between custody and the community for AB 109 clients has been strong             <ul style="list-style-type: none"> <li>◦ Clients can meet with an AODS Coordinator in custody to be linked to treatment upon release</li> </ul> </li> <li>• The Behavioral Health Access line has a counselor assigned to the jail, and the phones at the jail can reach the access line for free</li> <li>• A Behavioral Health substance abuse counselor conducts in-court screenings to make same-day placements</li> <li>• AODS will be co-locating substance abuse counselors in mental health clinics</li> <li>• The county has several health care providers that link returning residents to care, including African American health conductors, promotoras, and the Transitions Clinic</li> </ul>
---	--

<b>Objective 1</b>	<b>Reduce the use of the criminal justice system for individuals whose primary need is behavioral health treatment.</b>		
Intended Outcome	Fewer individuals with behavioral health needs become justice-involved.		
<b>Activities</b>	<b>Resources Needed to Implement</b>	<b>Agencies Involved<sup>15</sup></b>	<b>Measures of Success</b>
a. Establish a taskforce on behavioral health issues within the justice system.	<ul style="list-style-type: none"> <li>• Communication plan</li> <li>• Collaboration tools</li> <li>• Staff time</li> <li>• Administrative support</li> </ul>	<ul style="list-style-type: none"> <li>• DA</li> <li>• Public Defender</li> <li>• LEAs</li> <li>• CCHS</li> <li>• Reentry Council</li> </ul>	<ul style="list-style-type: none"> <li>• Task force leader(s) established and invitation sent to potential members</li> <li>• Number of task force meetings</li> <li>• Task force attendance</li> </ul>

<sup>15</sup> Agencies involved are listed alphabetically. When planning for implementation, the County and partners should determine roles and responsibilities for each agency, including which agency will be the lead.



**Contra Costa County Reentry System**  
*Strategic Plan for 2018–2023*

<p>b. Research best practice models statewide and nationally that address behavioral health issues within the justice system (e.g., integrated court system with criminal and civil matters, treatment court models) to identify proper interventions to implement locally.</p>	<ul style="list-style-type: none"> <li>• National Reentry Resource Center</li> <li>• SAMHSA</li> <li>• Staff time</li> <li>• Resources with relevant research expertise</li> </ul>	<ul style="list-style-type: none"> <li>• CAB</li> <li>• DA</li> <li>• CCHS</li> <li>• Reentry Council</li> </ul>	<ul style="list-style-type: none"> <li>• Research plan developed</li> <li>• Implementation plan developed for new efforts</li> </ul>
<p>c. Continue participation in the Stepping Up Initiative, and use sequential intercept mapping to identify opportunities to divert individuals at various points in the criminal justice system.</p>	<ul style="list-style-type: none"> <li>• Financial commitment in 2018</li> </ul>	<ul style="list-style-type: none"> <li>• ORJ</li> </ul>	<ul style="list-style-type: none"> <li>• Document a sequential intercept map for the County</li> <li>• Implementation plan or proposal for diversion opportunities</li> </ul>
<p>d. Leverage the CoCo LEAD+ initiative and monitor and improve the use of Behavioral Health staff in the field.</p>	<ul style="list-style-type: none"> <li>• Evaluation data from CoCo LEAD+</li> </ul>	<ul style="list-style-type: none"> <li>• ORJ</li> </ul>	<ul style="list-style-type: none"> <li>• Evaluation findings produced</li> <li>• Improvement plan developed</li> </ul>
<b>Objective 2</b>	<b>Identify resources to begin substance abuse treatment in jail with a warm handoff to community treatment upon release.</b>		
Intended Outcome	All individuals with substance abuse disorders who are incarcerated in Contra Costa County have the opportunity to receive substance abuse treatment in custody and to continue treatment after release.		
<b>Activities</b>	<b>Resources Needed to Implement</b>	<b>Agencies Involved</b>	<b>Measures of Success</b>
<p>a. Identify or generate funds to employ an AOD counselor assigned to the jail to work collaboratively with DEUCE teachers to provide individual or group treatment, identify appropriate post-release treatment options, and provide transportation upon release.</p>	<ul style="list-style-type: none"> <li>• Grantwriter or local revenue source</li> <li>• Funding beyond Medi-Cal</li> </ul>	<ul style="list-style-type: none"> <li>• AODS</li> <li>• CCCOE</li> <li>• Detention Health</li> <li>• Sheriff's Office</li> </ul>	<ul style="list-style-type: none"> <li>• Grant(s) submitted</li> <li>• Funding awarded</li> <li>• In-custody AOD counselor hired</li> <li>• Number and percent of individuals with substance abuse disorders who receive substance abuse treatment in custody</li> </ul>
<p>b. Develop a process to coordinate pre-release AOD treatment and planning with mental health treatment and planning for individuals with a dual diagnosis.</p>	<ul style="list-style-type: none"> <li>• Collaboration between Detention Health and AODS</li> </ul>	<ul style="list-style-type: none"> <li>• AODS</li> <li>• Detention Health</li> <li>• Sheriff</li> </ul>	<ul style="list-style-type: none"> <li>• Written procedure for in-custody dual diagnosis treatment</li> <li>• Number of meetings between in-custody MH and AOD counselors</li> </ul>



**Contra Costa County Reentry System**  
*Strategic Plan for 2018–2023*

<p>c. Explore available models to implement a solution that use in-custody peer recovery coaches to provide transportation directly from jail to treatment or other programs.</p>	<ul style="list-style-type: none"> <li>• Staff time</li> <li>• Funding for transportation and/or vehicles</li> </ul>	<ul style="list-style-type: none"> <li>• CAB</li> <li>• Reentry Council</li> <li>• Sheriff’s Office</li> <li>• CCHS (AODS and H3 Divisions)</li> </ul>	<ul style="list-style-type: none"> <li>• Plan is defined to provide transportation to programs in the community upon release from custody</li> <li>• Number and percent of returning residents with a transportation need who receive direct transportation services</li> </ul>
<p>d. Provide in-custody Medication Assisted Treatment (MAT) for individuals with opioid disorders, then establish linkages with MAT resources in the community prior to release to promote continuity of care.</p>	<ul style="list-style-type: none"> <li>• Staff time</li> <li>• Staff training</li> </ul>	<ul style="list-style-type: none"> <li>• AODS</li> <li>• Detention Health</li> <li>• Sheriff</li> </ul>	<ul style="list-style-type: none"> <li>• Number and percent of individuals with opioid disorders who receive MAT</li> <li>• Number and percent of individuals receiving MAT who receive linkage to post-release substance abuse treatment</li> <li>• Number and percent of individuals receiving MAT in-custody who continue with treatment after being released from custody.</li> </ul>
<p><b>Objective 3</b></p>	<p><b>Increase the number of detoxification beds available to returning residents.</b></p>		
<p>Intended Outcome</p>	<p>Returning residents in need of detox services have timely access to conveniently located treatment centers.</p>		
<p><b>Activities</b></p>	<p><b>Resources Needed to Implement</b></p>	<p><b>Agencies Involved</b></p>	<p><b>Measures of Success</b></p>
<p>a. Leverage AODS’ ongoing efforts to expand detox availability so that returning residents have sufficient access to detox beds.</p>	<ul style="list-style-type: none"> <li>• Staff time</li> </ul>	<ul style="list-style-type: none"> <li>• AODS</li> <li>• Detention Health</li> </ul>	<ul style="list-style-type: none"> <li>• Documentation of AODS efforts</li> </ul>
<p>b. Establish and share criteria/scale for detox bed qualification across all consumer populations, including returning residents.</p>	<ul style="list-style-type: none"> <li>• Staff time</li> </ul>	<ul style="list-style-type: none"> <li>• AODS</li> </ul>	<ul style="list-style-type: none"> <li>• Criteria/scale developed and vetted with stakeholders</li> </ul>
<p>c. Include recent criminal justice system involvement in the</p>	<ul style="list-style-type: none"> <li>• Staff time</li> </ul>	<ul style="list-style-type: none"> <li>• AODS</li> <li>• Reentry Council</li> </ul>	<ul style="list-style-type: none"> <li>• Bed priority uses criteria that includes criminal justice system involvement</li> </ul>





**Contra Costa County Reentry System**  
*Strategic Plan for 2018–2023*

assessment for detox and treatment bed priority.			
<b>Objective 4</b>	<b>Improve linkage to behavioral health services for justice-involved individuals who are not on any form of supervision.</b>		
Intended Outcome	Formerly incarcerated individuals have streamlined access to needed mental health and substance abuse treatment when no longer under criminal justice supervision.		
<b>Activities</b>	<b>Resources Needed to Implement</b>	<b>Agencies Involved</b>	<b>Measures of Success</b>
a. Review the current level of access to Behavioral Healthcare Services.	<ul style="list-style-type: none"> <li>• Staff Time</li> </ul>	<ul style="list-style-type: none"> <li>• BHS</li> <li>• Reentry Council</li> </ul>	<ul style="list-style-type: none"> <li>• Number of meetings held</li> <li>• Documentation of access needs</li> </ul>
b. Review best practices in access to care for individuals who were formerly incarcerated.	<ul style="list-style-type: none"> <li>• Staff time</li> </ul>	<ul style="list-style-type: none"> <li>• BHS</li> <li>• Reentry Council</li> </ul>	<ul style="list-style-type: none"> <li>• Documentation of best practice review</li> </ul>
c. Assess the need for and accessibility of behavioral health services for returning residents who are not under supervision.	<ul style="list-style-type: none"> <li>• Staff time</li> </ul>	<ul style="list-style-type: none"> <li>• BHS</li> <li>• Reentry Council</li> </ul>	<ul style="list-style-type: none"> <li>• Needs and recommendations are identified for improving returning residents' access to behavioral health services</li> </ul>
d. Conduct improvement projects that address access to care for individuals who were formerly incarcerated.	<ul style="list-style-type: none"> <li>• Staff time</li> </ul>	<ul style="list-style-type: none"> <li>• BHS</li> <li>• Reentry Council</li> </ul>	<ul style="list-style-type: none"> <li>• Implementation plan for modifications to client access protocols</li> </ul>



**F. Use and Coordination of Data**

Goal: Enhance the use and coordination of data to ensure quality of services and inform decision-making.

<b>Identified Needs</b> <ul style="list-style-type: none"> <li>The Salesforce (SAFE) database is still undergoing upgrades to maximize its potential usefulness among contracted community based organizations</li> <li>There is a need to identify and address needs for data sharing among CBOs and between County agencies and CBOs</li> <li>Confidentiality concerns inhibit data sharing, which impedes service coordination</li> <li>The Probation department and Sheriff’s Office have antiquated data systems that are difficult to get information from</li> </ul>		<b>Existing Resources</b> <ul style="list-style-type: none"> <li>Data dashboards were created using AB 109 funding</li> <li>The Salesforce (SAFE) database has greatly improved information sharing for contracted providers</li> <li>AB 109-funded partners implemented a universal Release of Information (ROI) to facilitate information sharing</li> <li>ORJ will be hiring a Research and Evaluation Manager and Probation will be hiring a research analyst</li> <li>The Probation Department is developing a new Management Information System (MIS)</li> <li>Sheriff’s Office will implement a new Jail Management System (JMS)</li> <li>There is a study underway regarding needs for the integration of reentry partner data for better outcome analyses</li> </ul>	
<b>Objective 1</b>	<b>Establish a data committee that leads data use, systemic needs, and policy discussions specific to the adult reentry system.</b>		
Intended Outcome	Data becomes a critical component of decision making for the County’s justice system partners.		
<b>Activities</b>	<b>Resources Needed to Implement</b>	<b>Agencies Involved<sup>16</sup></b>	<b>Measures of Success</b>
a. Determine committee membership (e.g., Probation, Parole, Sheriff’s Office, District Attorney, Court, CBOs), roles and responsibilities, and purview.	<ul style="list-style-type: none"> <li>Staff time</li> </ul>	<ul style="list-style-type: none"> <li>Reentry Council</li> </ul>	<ul style="list-style-type: none"> <li>Membership decision is made and invitation is sent</li> </ul>
b. Determine lead agency responsible for scheduling and facilitating regular committee meetings.	<ul style="list-style-type: none"> <li>None</li> </ul>	<ul style="list-style-type: none"> <li>Reentry Council</li> </ul>	<ul style="list-style-type: none"> <li>Lead agency is designated</li> </ul>
c. Hold regular committee meetings to review data.	<ul style="list-style-type: none"> <li>Staff time</li> <li>Training in use and interpretation of data for decision-making</li> </ul>	<ul style="list-style-type: none"> <li>Data committee of Reentry Council</li> </ul>	<ul style="list-style-type: none"> <li>Number of meetings held</li> <li>Percent of invited agencies in attendance</li> </ul>

<sup>16</sup> Agencies involved are listed alphabetically. When planning for implementation, the County and partners should determine roles and responsibilities for each agency, including which agency will be the lead.



**Contra Costa County Reentry System**  
*Strategic Plan for 2018–2023*

<b>Objective 2</b>	<b>Develop and implement a monitoring and evaluation plan that identifies the specific measures that ORJ will use to assess program and system effectiveness.</b>		
Intended Outcome	Contra Costa County decision-makers have necessary data to drive decisions about the county’s adult reentry system.		
<b>Activities</b>	<b>Resources Needed to Implement</b>	<b>Agencies Involved</b>	<b>Measures of Success</b>
a. Determine outcomes and measures that ORJ will regularly collect to monitor and evaluate the reentry system’s capacity and effectiveness.	<ul style="list-style-type: none"> <li>• Staff time</li> <li>• Resources with relevant data expertise</li> </ul>	<ul style="list-style-type: none"> <li>• Data Sub-Committee</li> <li>• ORJ Research and Evaluation Manager</li> </ul>	<ul style="list-style-type: none"> <li>• Evaluation plan with identified metrics is developed</li> </ul>
b. Identify existing data as well as data that is not currently being collected, and work with county agencies and providers to develop plans to collect/track necessary data for evaluation and monitoring.	<ul style="list-style-type: none"> <li>• Staff time</li> <li>• Resources with relevant data expertise</li> <li>• IT infrastructure</li> </ul>	<ul style="list-style-type: none"> <li>• ORJ Research and Evaluation Manager</li> <li>• Data Sub-Committee</li> </ul>	<ul style="list-style-type: none"> <li>• Documentation of required data sources is complete</li> <li>• Plan is developed and responsible parties are assigned to track additional data</li> </ul>
c. Implement technical solutions for identified agencies to submit defined data on a consistent schedule to a secure ORJ data warehouse and define a plan for ORJ quality assurance.	<ul style="list-style-type: none"> <li>• Staff time</li> <li>• Staff training in data entry procedures</li> <li>• IT infrastructure</li> </ul>	<ul style="list-style-type: none"> <li>• Contracted CBOs</li> <li>• Courts</li> <li>• DA</li> <li>• ORJ</li> <li>• Probation</li> <li>• Sheriff</li> </ul>	<ul style="list-style-type: none"> <li>• Percent of reentry system agencies that submit requested data on time</li> <li>• Protocol in place for ORJ periodic review of data for quality</li> </ul>
d. Determine capacity needed and roles and responsibilities to conduct regular monitoring and evaluation, including regular recidivism measurement.	<ul style="list-style-type: none"> <li>• Staff time</li> <li>• Staff training in statistical methods</li> </ul>	<ul style="list-style-type: none"> <li>• ORJ</li> </ul>	<ul style="list-style-type: none"> <li>• Evaluation plan and timeline are developed</li> </ul>



**Contra Costa County Reentry System**  
*Strategic Plan for 2018–2023*

<b>Objective 3</b>	<b>Increase County agencies' and contracted service providers' access to data needed for decision-making and evaluation within a framework that protects the privacy of personal data.</b>			
Intended Outcome	County agencies and contracted providers have access to data to inform service design and provision.			
<b>Activities</b>	<b>Resources Needed to Implement</b>	<b>Agencies Involved</b>	<b>Measures of Success</b>	
a. Collaborate with County agencies and service providers to identify current and desired data needs	<ul style="list-style-type: none"> <li>• Staff time</li> </ul>	<ul style="list-style-type: none"> <li>• Data Committee</li> <li>• ORJ Research and Evaluation Manager</li> </ul>	<ul style="list-style-type: none"> <li>• Data needs are documented</li> </ul>	
b. Employ committee, legal research, and discussions with County Counsel to address personal data, privacy, data security, data breach protocols, and information sharing concerns.	<ul style="list-style-type: none"> <li>• Staff time</li> <li>• Legal research</li> </ul>	<ul style="list-style-type: none"> <li>• County Counsel</li> <li>• Data Committee</li> <li>• ORJ Research and Evaluation Manager</li> </ul>	<ul style="list-style-type: none"> <li>• Agreement is reached on data sharing permissions</li> </ul>	
c. Develop protocols for information sharing to inform decision making (e.g., budget allocation process).	<ul style="list-style-type: none"> <li>• Staff time</li> </ul>	<ul style="list-style-type: none"> <li>• Data Committee Members</li> </ul>	<ul style="list-style-type: none"> <li>• Data and reporting dissemination plan is created</li> <li>• Data review becomes a consistent part of decision making framework</li> </ul>	
d. Sign data sharing agreements among identified agencies.	<ul style="list-style-type: none"> <li>• Staff time</li> <li>• Resources with relevant data and legal expertise</li> </ul>	<ul style="list-style-type: none"> <li>• County and contracted agencies</li> <li>• County Counsel</li> <li>• Data Committee</li> </ul>	<ul style="list-style-type: none"> <li>• Number of new data sharing agreements signed</li> </ul>	
e. Assess data systems capacity and research the ability to link data sources where possible (e.g., connect Pretrial Program risk assessment to the new JMS, once implemented).	<ul style="list-style-type: none"> <li>• County or external IT/data experts</li> <li>• IT staff in each agency</li> </ul>	<ul style="list-style-type: none"> <li>• Data Committee</li> <li>• ORJ Research and Evaluation Manager</li> <li>• Probation</li> <li>• Sheriff's Office</li> </ul>	<ul style="list-style-type: none"> <li>• Data systems capacity recommendations made</li> <li>• Plan for linkage of data sources is developed</li> <li>• New data are integrated into existing data sources</li> </ul>	
<b>Objective 4</b>	<b>Provide training and technical assistance so that ORJ, County agencies, and contracted providers have sufficient skills for data collection, reporting, and use of data for decision-making.</b>			
Intended Outcome	Staff use available data to inform reentry services.			
<b>Activities</b>	<b>Resources Needed to Implement</b>	<b>Agencies Involved</b>	<b>Measures of Success</b>	





**Contra Costa County Reentry System**  
*Strategic Plan for 2018–2023*

<p>a. Identify current and needed data leads in appropriate agencies.</p>	<ul style="list-style-type: none"> <li>• Staff time</li> </ul>	<ul style="list-style-type: none"> <li>• Contracted provider data leads</li> <li>• County agency data leads</li> <li>• Data Committee</li> </ul>	<ul style="list-style-type: none"> <li>• Data leads are documented</li> </ul>
<p>b. Study how partners track and use data to inform decision-making and identify needs for process improvements and/or training needs.</p>	<ul style="list-style-type: none"> <li>• Staff time</li> <li>• Research plan</li> </ul>	<ul style="list-style-type: none"> <li>• Contracted providers</li> <li>• County agencies</li> <li>• Data Committee</li> <li>• ORJ</li> </ul>	<ul style="list-style-type: none"> <li>• Findings from study are documented</li> <li>• A data use improvement plan is developed</li> <li>• County agencies and providers implement changes to their data use practices</li> </ul>
<p>c. Provide training and technical assistance on data sharing and data-driven decision-making, including training and technical assistance on the use of SAFE to maximize its utility, and the use of any new or updated data systems.</p>	<ul style="list-style-type: none"> <li>• Staff time</li> <li>• Resources with relevant data and training expertise</li> <li>• Training plan</li> </ul>	<ul style="list-style-type: none"> <li>• Contracted service providers</li> <li>• County agencies</li> <li>• Data Committee</li> <li>• ORJ</li> </ul>	<ul style="list-style-type: none"> <li>• Number of county agencies/providers trained</li> <li>• Number of technical assistance meetings held</li> <li>• County agencies and providers reported improved knowledge and skills in data collection and use</li> </ul>



## Appendix B. Implementation Timeline

A. Jail to Community Transition	Y1	Y2	Y3	Y4	Y5
Objective 1: Refine the pre-release planning pilot and expand its access to all individuals throughout the County’s three jail facilities.					
a. Research feasibility and implement in-custody linkage(s) to resources for individuals with different lengths of stay and types of release.	■	■			
b. Improve the process of connecting people to public benefits.	<i>see Economic Security</i>				
c. Determine modifications needed to scale the pre-release planning pilot to entire jail system, including clearly defining the role and responsibilities of Reentry Transition Specialist (RTS) as compared to in-custody program providers	■				
d. Develop staffing plan for expanded pre-release planning program at WCDF.		■			
e. Develop and execute pre-release planning implementation plan for MDF and MCDF.			■	■	■
Objective 2: Expand types of in-custody programs and services offered based on jail population needs and best practices.					
a. Align in-custody job training and education services to meaningful career opportunities.	<i>see Economic Security</i>				
b. Examine how in-custody programming is differentiated based on length of stay in order to provide programming for different lengths of stay.	■	■	■		
c. Incorporate additional in-custody programs based on an assessment of need, research on reducing recidivism, and best practices.		■	■	■	■
d. Engage with contracted providers to identify ways to increase access given the existing time and space challenges	■	■			
Objective 3: Use in-custody risk/needs assessments to match individuals to appropriate in-custody programs.					
a. Determine appropriate screening and assessment tools needed to match individuals to in-custody programs.		■			
b. Identify the appropriate time point and staff assigned to conduct risk/needs assessments and implement.		■	■	■	■
Objective 4: Increase and expand methods for sharing information about available programs with individuals in custody, their family members, and service providers.					
a. Based on best practices and input from individuals in custody, determine strategies for publicizing information about available in-custody classes at all facilities.	■	■			
b. Explore barriers to utilization of existing programs and develop strategies to address these barriers.		■	■		
c. Educate Sheriff’s staff on program opportunities in custody and in the community to become information source for individuals in custody.	■	■	■	■	■



Objective 5: Develop policies and procedures to facilitate warm handoff directly from custody to a place of residence, a treatment program, or another community program					
a. Provide partner agencies with incarceration release dates to assist with reentry pre-release planning, service coordination, and service delivery.					
b. Explore how other counties have used in-custody peer recovery coaches to provide transportation directly from jail to treatment or other programs.					
c. Implement solutions to provide transportation directly from jail to treatment or other programs.					
<b>B. Post-Release Program Access and Linkage</b>	<b>Y1</b>	<b>Y2</b>	<b>Y3</b>	<b>Y4</b>	<b>Y5</b>
Objective 1: Implement resource meetings for people on probation to learn about available programs and services.					
a. Identify a regular time, place(s), and frequency for the resource meetings and then hold meetings.					
b. Invite local providers (CBOs and County agencies) to the resource meetings through emails and/or other communication mechanisms.					
c. Develop and implement a system to notify individuals on probation about upcoming resource meetings) post-assignment to probation.					
Objective 2: Identify and develop reentry resources for services targeting specific populations, including women, transition age youth, families, and people unable to work due to disability.					
a. Engage relevant County and community-based agencies and specific populations to define the needs for population-specific services.					
b. Explore options for financial sustainability of any effective services for TAY provided as part of the <i>Smart Reentry-grant</i> .					
c. Explore allocation of AB 109 community program funding for population-specific services.					
Objective 3: Understand and meet the needs of returning residents and their families who are not on formal supervision, including their families' needs.					
a. Review in-custody needs assessments for individuals that will not be released on probation and their families.					
b. Gather input from individuals who have been incarcerated but are not currently on supervision about their needs. Also gather information from family members and loved ones of this population about their needs.					
c. Present information about the scope of needs of individuals not on probation and their families to the County's reentry stakeholder body and/or CCP and use that data to inform reentry funding allocations and reentry program designs.					
Objective 4: Develop and implement a reentry system communication plan to disseminate current information regarding available resources, success stories, reducing stigma, and other messaging.					
a. Create/update an inventory of available reentry programs and services, with eligibility criteria, enrollment process, and contact information.					



**Contra Costa County Reentry System**  
*Strategic Plan for 2018–2023*

b. Determine and implement method(s) for sharing inventory with agencies that serve the reentry population and with returning residents and their families.					
c. Develop and execute a process to update the inventory and regularly disseminate updates.					
d. Explore the use of text message alerts to inform returning residents and their family members of community resources.					
e. Create and implement mechanisms for external communication to share reentry success stories and other messaging, such as an anti-bias campaign.					
Objective 5: Increase the participation of the local parole office in County reentry planning.					
a. Include Parole representative on the County’s reentry stakeholder body.					
b. Include Parole in quarterly AB 109 administrative meetings.					
<b>C. Economic Security</b>	<b>Y1</b>	<b>Y2</b>	<b>Y3</b>	<b>Y4</b>	<b>Y5</b>
Objective 1: Improve community college, Workforce Development Board (WDB)/America’s Job Center of California (AJCC), and local employer engagement in reentry planning and service coordination.					
a. Identify point people from WDB/AJCC and each local community college to serve as members of or liaisons to the Reentry Council.					
b. Establish regular communication among WDB, AJCC, and community colleges via the AB 109 Administration Meetings.					
c. Establish relationships with local employers willing to employ reentry population.					
d. Collaborate with local workforce providers to identify job and career opportunities aligned to skills/experience of returning residents.					
Objective 2: Support returning residents in securing stable employment.					
a. Continue to conduct Job and Resource Fairs at both WCDF and MCDF on at least an annual basis.					
b. Inventory and assess alignment of in-custody job training and education with existing job or career opportunities and regional workforce needs.					
c. Offer introductory classes or training programs while in custody, i.e. food handlers certification, food service, business office professionals, math for the trades, construction, etc.					
d. Enroll inmates with an established employment goal in the jail’s Workforce Readiness class prior to release.					
e. Explore the possibility of providing computers with a closed internet connection to facilitate in-custody job searches.					
f. Explore the establishment of a Jail-Based Job Development Center (JBJDC) where inmates can address barriers prior to release; conduct job search and employment preparation; and access case management to support follow-up/“warm handoffs” post release.					



Objective 3: Support returning residents in advancing their education to improve career development.					
a. Work with community colleges’ transition specialists to provide in-custody enrollment services and post-custody course continuation.					
b. Solicit correspondence programs to supplement on-site educational programs in jail.					
d. Increase the number of articulation agreements with the community colleges.					
Objective 4: Increase the number of returning residents who are linked to public benefits.					
a. Define roles of EHSD staff, CBOs, and other in-custody staff to assist with applications for benefits prior to and post release.					
b. Include application for safety net benefits as part of pre-release planning and provide information regarding benefits eligibility and application processes and support at release.					
<b>D. Housing Access and Attainment</b>	<b>Y1</b>	<b>Y2</b>	<b>Y3</b>	<b>Y4</b>	<b>Y5</b>
Objective 1: Develop a data-informed understanding of housing system needs for justice-involved individuals.					
a. Conduct a housing needs survey of the reentry population to identify types of housing needed.					
b. Based on the needs identified in the survey, inventory the number and location of beds available to identify gaps and prioritize resources					
Objective 2: Identify resources to increase housing options—based on the housing needs survey—for populations with the most unmet needs.					
a. Create a plan for the allocation/prioritization of reentry housing funds for housing services for populations with unmet needs.					
b. Explore the creation of new housing facilities/programs, based on the housing needs survey.					
c. Identify and leverage other funding toward reentry-focused housing services for populations with the most needs, based on the housing needs survey.					
d. Continue to collaborate with Housing Authority to explore ways to increase access to housing for returning residents and their families					
Objective 3: Implement an integrated plan for conducting and deploying the Vulnerability Index – Service Prioritization Decision Assistance Tool (VI-SPDAT) during pre-release planning and post-release service delivery.					
a. Expand VI-SPDAT administration to all individuals pre-release, with follow-up post-release assessments while on community supervision, as appropriate.					
b. Use VI-SPDAT results to connect individuals to appropriate housing.					
Objective 4: Educate community members and landlords about fair housing practices.					
a. Develop new or modify existing informational materials that outline/define fair housing practices for justice-involved individuals.					
b. Disseminate materials and trainings targeting justice-involved individuals about housing rights.					



c. Disseminate informational materials about fair housing practices for justice-involved individuals to landlords and hold trainings.					
<b>E. Behavioral Health Access</b>	<b>Y1</b>	<b>Y2</b>	<b>Y3</b>	<b>Y4</b>	<b>Y5</b>
<b>Objective 1: Reduce the use of the criminal justice system for individuals whose primary need is behavioral health treatment.</b>					
a. Establish a taskforce on behavioral health issues within the justice system.					
b. Research best practice models statewide and nationally that address behavioral health issues within the justice system.					
c. Continue participation in the Stepping Up Initiative, and use sequential intercept mapping to identify opportunities to divert individuals at various points in the criminal justice system.					
d. Leverage the CoCo LEAD+ initiative and monitor and improve the use of Behavioral Health staff in the field.					
<b>Objective 2: Identify resources to begin substance abuse treatment in jail with a warm handoff to community treatment upon release.</b>					
a. Identify or generate funds to employ an AOD counselor assigned to the jail to work collaboratively with DEUCE teachers to provide individual or group treatment, identify appropriate post-release treatment options, and provide transportation upon release.					
b. Develop a process to coordinate pre-release AOD treatment and planning with mental health treatment and planning for individuals with a dual diagnosis.					
c. Explore available models to implement a solution that use in-custody peer recovery coaches to provide transportation directly from jail to treatment or other programs.					
d. Provide in-custody Medication Assisted Treatment (MAT) for individuals with opioid disorders, then establish linkages with MAT resources in the community prior to release to promote continuity of care.					
<b>Objective 3: Increase the number of detoxification beds available to returning residents.</b>					
a. Leverage AODS' ongoing efforts to expand detox availability so that returning residents have sufficient access to detox beds.					
b. Establish and share criteria/scale for detox bed qualification across all consumer populations, including returning residents.					
c. Include recent criminal justice system involvement in the assessment for detox and treatment bed priority.					
<b>Objective 4: Improve linkage to behavioral health services for justice-involved individuals who are not on any form of supervision.</b>					
a. Review the current level of access to Behavioral Healthcare Services.					
b. Review best practices in access to care for individuals who were formerly incarcerated.					
c. Assess the need for and accessibility of behavioral health services for returning residents who are not under supervision.					
d. Conduct improvement projects that address access to care for individuals who were formerly incarcerated.					



F. Use and Coordination of Data	Y1	Y2	Y3	Y4	Y5
<b>Objective 1: Establish a data committee that leads data use, needs, and policy discussions specific to the adult reentry system.</b>					
a. Determine committee membership, roles and responsibilities, and purview.					
b. Determine lead agency responsible for scheduling and facilitating regular committee meetings.					
c. Hold regular committee meetings to review data.					
<b>Objective 2: Develop and implement a monitoring and evaluation plan that identifies the specific measures that ORJ will use to assess program and system effectiveness.</b>					
a. Determine outcomes and measures that ORJ will regularly collect to monitor and evaluate the reentry system’s capacity and effectiveness.					
b. Identify existing data as well as data that is not currently being collected, and work with County agencies and providers to develop plans to collect/track necessary data for evaluation and monitoring.					
c. Implement technical solutions for identified agencies to submit defined data on a consistent schedule to a secure ORJ data warehouse and define a plan for ORJ quality assurance.					
d. Determine capacity needed and roles and responsibilities to conduct regular monitoring and evaluation, including regular recidivism measurement.					
<b>Objective 3: Increase County agencies’ and contracted service providers’ access to data needed for decision-making and evaluation within a framework that protects the privacy of personal data.</b>					
a. Collaborate with County agencies and service providers to identify current and desired data access.					
b. Employ committee, legal research, and discussions with County Counsel to address personal data, privacy, and information sharing concerns.					
c. Develop protocols for information sharing to inform decision making (e.g., budget allocation process).					
d. Sign data sharing agreements among identified agencies.					
e. Assess data systems capacity and research the ability to link data sources where possible					
<b>Objective 4: Provide training and technical assistance so that ORJ, County agencies, and contracted providers have sufficient skills for data collection, reporting, and use of data for decision-making.</b>					
a. Identify current and needed data leads in appropriate agencies.					
b. Study how partners track and use data to inform decision-making and identify needs for process improvements and/or training needs.					
c. Provide training and technical assistance on data sharing and data-driven decision-making, including training and technical assistance on the use of SAFE to maximize its utility, and the use of any new or updated data systems.					



## Appendix C. List of Acronyms

**AB** – Assembly Bill

**ACER** – Arraignment Court Early Representation

**AJCC** – America’s Job Center of California/EASTBAY Works

**AODS** – Alcohol and Other Drugs Services, a part of CCHS

**BHS** – Behavioral Healthcare Services, a part of CCHS

**BOS** – Board of Supervisors

**CAB** – Community Advisory Board

**CAIS** – Correctional Assessment Intervention System

**CAO** – County Administrator’s Office

**CBO** – Community-based organization

**CCCCD** – Contra Costa Community College District

**CCCOE** – Contra Costa County Office of Education

**CCHS** – Contra Costa Health Services

**CCP** – Community Corrections Partnership

**CSEC** – Commercially Sexually Exploited Children

**DA** – District Attorney

**DEUCE** – Deciding, Educating, Understanding, Counseling, and Evaluating

**DJJ** – Division of Juvenile Justice

**EHSD** – Employment and Human Services Department

**H3** – Health, Housing, and Homelessness, a part of CCHS

**HUD** – United States Department of Housing and Urban Development

**JBJDC** – Jail-Based Job Development Center

**JMS** – Jail Management System





**LEA** – Law enforcement agency

**MDF** – Martinez Detention Facility

**MERP** – Misdemeanor Early Representation Program

**ORJ** – Contra Costa County Administrator’s Office of Reentry and Justice

**PTS** – Pretrial Services

**RDA** – Resource Development Associates

**ROI** – Release of Information

**RTS** – Reentry Transition Specialist

**SAMHSA** – Substance Abuse and Mental Health Services Administration, a branch of the US Department of Health and Human Services

**SLE** – Sober Living Environment

**SSDI/SSI** – Social Security Disability Insurance/Supplemental Security Income

**SUD** – Substance Use Disorder

**TAY** – Transition Age Youth

**VI-SPDAT** – Vulnerability Index – Service Prioritization Decision Assistance Tool

**VPRAI** – Virginia Pretrial Risk Assessment Instrument

**WCDF** – West County Detention Facility

**WDB** – Workforce Development Board of Contra Costa County

**WRTH** – West Contra Costa County Reentry, Treatment, and Housing Facility



## **Appendix D. Local Planning Group Members**

**California State Parole Board:** Scott McLeod, Albert Lee

**Concord Police Department:** Chief Guy Swanger

**Contra Costa County Alcohol and Other Drugs Services:** Fatima Matal Sol

**Contra Costa County Community Advisory Board:** Jason Schwartz

**Contra Costa County Detention Health:** David Seidner

**Contra Costa County District Attorney's Office:** Tom Kensok, Diana Becton, Venus Johnson

**Contra Costa County Employment and Human Services:** Maura Connell

**Contra Costa County Health Services:** Erika Jenson

**Contra Costa County Health, Housing, and Homeless Services:** Lavonna Martin

**Contra Costa County Mental Health Services:** Jan Cobaleda-Kegler

**Contra Costa County Office of Education, Adult Correctional Education:** Lindy Khan

**Contra Costa County Office of Reentry and Justice:** Lara DeLaney, Donté Blue

**Contra Costa County Office of the Public Defender:** Robin Lipetzky and Ellen McDonnell

**Contra Costa County Office of the Sheriff:** Undersheriff Matthew Schuler, Captain Kristi Butterfield, Chrystine Robbins

**Contra Costa County Probation Department:** Chief Todd Billecci, Malkia Crowder, Yuri Secoquian

**Contra Costa Reentry Network for Returning Citizens:** Patrice Guillory

**Reentry Success Center:** Nicolas Alexander, John Douglass

**Workforce Development Board of Contra Costa County:** Charles Brown III



Contra  
Costa  
County

To: Board of Supervisors  
From: PUBLIC PROTECTION COMMITTEE  
Date: July 24, 2018

Subject: Racial Justice Task Force Final Report and Recommendations

---

**RECOMMENDATION(S):**

1. CONSIDER adopting the "Racial Justice Task Force--Final Report and Recommendations," prepared by Resource Development Associates and recommended by the Public Protection Committee of the Board of Supervisors.
2. CONSIDER referring to the Public Protection Committee the matter of an Implementation Plan for FY 2018-19 and the structure of an Implementation Oversight body.

**FISCAL IMPACT:**

The fiscal impact from the adoption of the recommendations has not been determined as yet. The contract for the facilitation and data analysis services for the project was \$225,650, which was paid for with revenue from AB 109 Public Safety Realignment allocated to the County Administrator's Office.

**BACKGROUND:**

The Public Protection Committee first considered this matter on its agenda in July 2015 in response to an April 2015 letter to the Board of Supervisors from the Racial Justice Coalition. After PPC discussion and direction, staff returned with a comprehensive report to the PPC in September 2015 with data related to race in the local justice system, the County's Workplace Diversity Training, and information regarding outside diversity and implicit bias trainings.

---

APPROVE
  OTHER  
 RECOMMENDATION OF CNTY ADMINISTRATOR
  RECOMMENDATION OF BOARD COMMITTEE

---

Action of Board On: **07/24/2018**  APPROVED AS RECOMMENDED  OTHER

Clerks Notes:

**VOTE OF SUPERVISORS**

I hereby certify that this is a true and correct copy of an action taken and entered on the minutes of the Board of Supervisors on the date shown.

ATTESTED: July 24, 2018

Contact: L. DeLaney,  
925-335-1097

David J. Twa, County Administrator and Clerk of the Board of Supervisors

By: , Deputy

cc: Paul Reyes, Senior Deputy County Administrator

## BACKGROUND: (CONT'D)

>

In November 2015 the PPC discussed the data from the September 2015 staff report and how it compared to the County's 2008 report on Disproportionate Minority Contacts (DMC) in the local juvenile justice system. This led to joint recommendations to the PPC in December 2015 by the Chief Probation Officer, District Attorney, and Public Defender that included:

1. The County convene a Task Force to revisit and expand upon the findings of the County's 2008 juvenile justice DMC report.
2. The County enter into a contract for a facilitator to help guide the Task Force through this process, and
3. A researcher be paid to help the Task Force collect and analyze data during the process.

In April 2016, the Board of Supervisors accepted recommendations from the PPC to form a 17-member Task Force and approved the composition in September 2016.

Following up the remaining recommendations from above, in September 2016 County Administrator staff worked with the Reentry Coordinator and representatives from the AB 109 Community Advisory Board (CAB), the District Attorney's Office (Tom Kensok), the Public Defender Robin Lipetzky, and the Racial Justice Coalition (Jeff Landau) to develop and release a Request for Proposals (RFP) to secure "Facilitation and Data Analyst Services" to help guide the work of the Task Force. The composition of a Review Panel was also selected that consisted of four representatives from the County's law and justice partners (District Attorney, Probation, Sheriff, and Public Defender) and four representatives of the public that were appointed by the Racial Justice Coalition.

Resource Development Associates (RDA) was ultimately awarded a contract by the Board of Supervisors on February 14, 2017 to provide the facilitation and data analysis services to the Racial Justice Task Force.

On April 5, 2017, the RJTF convened for the first time. The RJTF met monthly from April 2017 through June 2018 to review data on local criminal and juvenile justice systems and processes, discuss best practices and emerging practices for addressing racial disparities in those systems and processes, and develop recommendations for action to address those disparities. Two ad hoc subcommittees were also convened to foster community engagement and plan for two series of community forums. In November 2017, the RJTF hosted 5 community forums to solicit residents' input on priority areas for the Task Force to focus on and in May 2018, the RJTF hosted 3 additional forums to solicit input on preliminary recommendations. On June 6, 2018, the Task Force met for the last time to vote on recommendations to present to the Board of Supervisors.

The purpose of this report (Attachment A) is to present those recommendations to the Board and the larger body of local stakeholders in order to move forward their adoptions and implementation. This memo begins with a brief discussion of the considerations taken into account by the RJTF as it developed these recommendations, followed by an overview of the racial disparities in Contra Costa County, and then a presentation of recommendations. Appendices provide more information on the Task Force voting process, including a breakdown of how each RJTF member voted on each recommendation, as well as additional data on disparities in local criminal and juvenile justice systems.

Racial Justice Task Force Members:

<u>Member Seat</u>	<u>Name</u>
1. County Probation Officer	Todd Billeci
2. Public Defender	Robin Lipetzky
3. District Attorney	Tom Kensok
4. Sheriff-Coroner	John Lowden
5. Health Services Director	Dr. William Walker
6. Superior Court Designee*	Magda Lopez
7. County Police Chief's Association representative	Bisa French
8. Mount Diablo Unified School District representative	Debra Mason
9. Antioch Unified School District representative	Cardenas Shackelford
10. West Contra Costa Unified School District representative	Marcus Walton
11. CBO seat 1	Stephanie Medley
12. CBO seat 2	Donnell Jones
13. CBO seat 3	Tamisha Torres-Walker
14. CBO seat 4	Leslie Takahashi
15. CBO seat 5	Dennisha Marsh
16. Mental Health representative	Christine Gerchow, PhD.
17. Public Member – At Large	Harlan Grossman

Attachment B is a summary of the final recommendations.

Attachment C is a letter from the Racial Justice Coalition, addressed to the Board of Supervisors.

The Public Protection Committee considered these recommendations at its meeting on June 25, 2018.

## ATTACHMENTS

Attachment A: Final Report

Attachment B: Summary of Recommendations

Attachment C: Letter from Racial Justice Coalition



# Final Report to Board of Supervisors

---

## Introduction

### Overview of Racial Justice Task Force

On April 12, 2016 the Contra Costa County Board of Supervisors (Board) unanimously voted to create the Racial Justice Task Force (RJTF), prompted in large part by the activism and advocacy of the Contra Costa County Racial Justice Coalition. Tasked with building on the County’s 2008 report and recommendations, “Disproportionate Minority Contact: Reducing Disparities in Contra Costa County,” the 17-member body was designed to represent a range of local stakeholders, including County criminal and juvenile justice agencies, County health and behavioral health, community-based organizations, local school districts and law enforcement agencies, and the community at large. In February 2017, Resource Development Associates (RDA) was hired to provide Task Force facilitation and data analysis services and on April 5, 2017, the RJTF convened for the first time.

The RJTF met monthly from April 2017 through June 2018 to review data on local criminal and juvenile justice systems and processes, discuss best practices and emerging practices for addressing racial disparities in those systems and processes, and develop recommendations for action to address those disparities. Two ad hoc subcommittees were also convened to foster community engagement and plan for two series of community forums. In November 2017, the RJTF hosted 5 community forums to solicit residents’ input on priority areas for the Task Force to focus on and in May 2018, the RJTF hosted 3 additional forums to solicit input on preliminary recommendations. On June 6, 2018, the Task Force met for the last time to vote on recommendations to present to the Board of Supervisors.

The purpose of this memo is to present those recommendations to the Board and the larger body of local stakeholders in order to move forward their adoptions and implementation. This memo begins with a brief discussion of the considerations taken into account by the RJTF as it developed these recommendations, followed by an overview of the racial disparities in Contra Costa County, and then a presentation of recommendations. Appendices provide more information on the Task Force voting process, including a breakdown of how each RJTF member voted on each recommendation, as well as additional data on disparities in local criminal and juvenile justice systems.

### Considerations in RJTF Areas of Focus and Recommendations

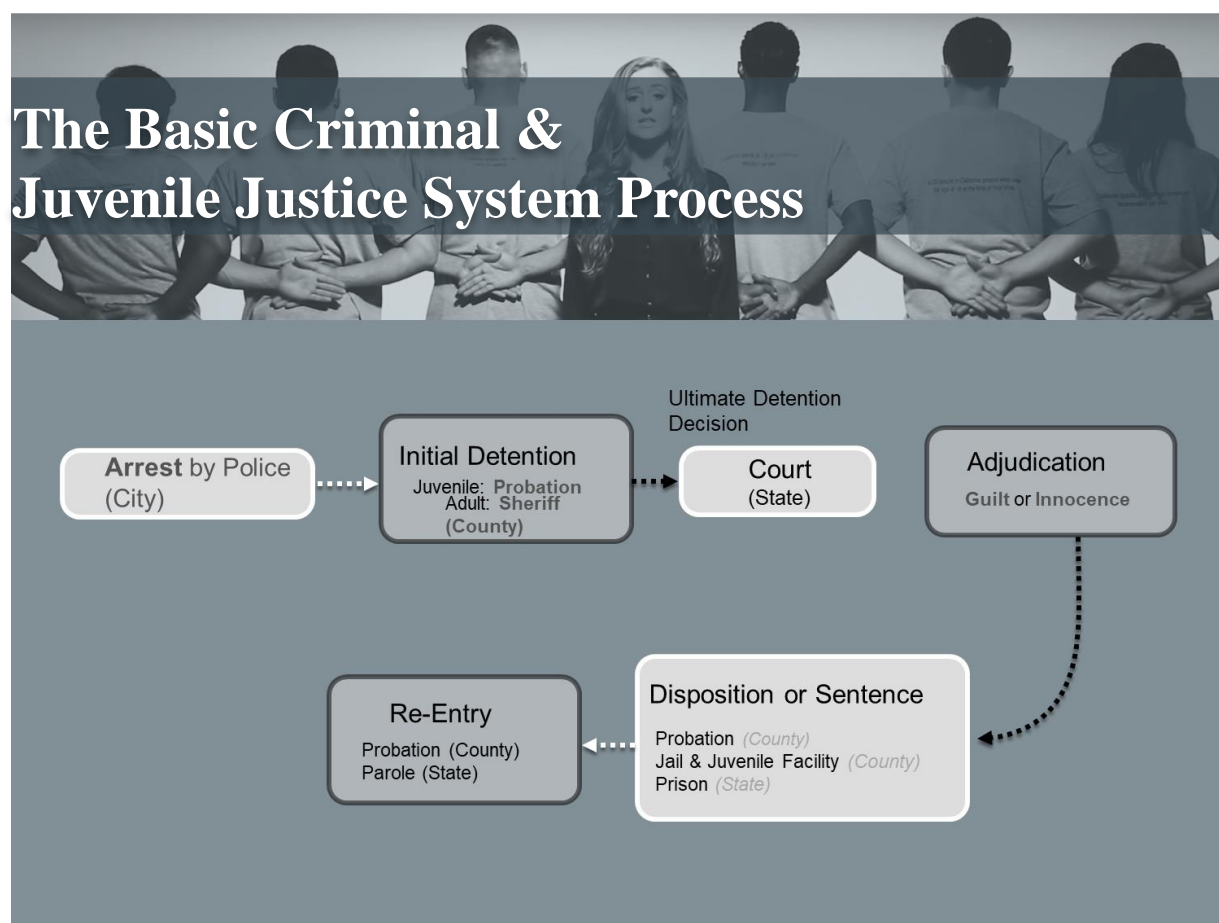
The criminal and juvenile justice systems are comprised of a wide array of agencies and organizations that have different statutory responsibilities and authority and operate in different jurisdictions (Figure 1). As the RJTF began its work, the group had to grapple with two key considerations related to the scope of the justice system and of the Task Force itself: 1) whether to focus only on agencies and processes under County jurisdiction and authority, and 2) how to prioritize breadth, and make recommendations across



the justice system, or depth, and make a smaller number of recommendations but with greater specificity and readiness for implementation.

In terms of the former, RJTF members quickly agreed that despite the body having been convened to make recommendations for County action, it was impossible to understand disparities in County justice processes without first examining adults’ and youths’ entry into these processes, namely arrests and other issues related to local law enforcement. Therefore, both data and recommendations below are inclusive of criminal justice system agencies that operate within Contra Costa County but do not report to the Board, including local law enforcement agencies and the Superior Court. There are also recommendations for the school districts that operate within the County.

Figure 1. Overview of Criminal and Juvenile Justice System Process



In addition to taking a more expansive approach in deciding which justice system agencies and processes to include under its purview, the RJTF also agreed to take a broad focus, looking at disparities across criminal and juvenile justice processes and putting forth an extensive set of recommendations to address all of them, rather than a narrower focus on any one process or area of focus. As a consequence, the recommendations made here should be viewed as a starting point as part of a longer implementation process.

**Contra Costa County***Racial Justice Task Force – Final Report and Recommendations*

---

In addition to the two considerations described above, as the RJTF engaged in the process of developing recommendations, one other key decision point regularly emerged for consideration: whether and how much to focus on feasibility—and affordability—in making recommendations to the Board. Ultimately, the majority of RJTF members felt strongly that the task of this body was to review data and make recommendations based on observed disparities; RJTF members did not want the scope of these recommendations to be constrained by “likely” County action, agreeing that if a recommendation was important, the Task Force should make it rather than pre-determining what the County might ultimately implement.

## **Key Findings: Overview of Racial Disparities in Contra Costa County Criminal and Juvenile Justice Systems and Processes**

Obtaining and examining data on racial disparities within the justice system was a critical step in the RJTF’s process and allowed the Task Force to identify key junctures where disparities exist in order to target interventions. A number of data limitations, tied to both data availability and data access, meant that the RJTF was not able to examine all data points of interest, driving a number of recommendations related to data collection and reporting. The lack of available data was a consistent challenge throughout this process, and key challenges included:

- Inconsistent data collection across the many local law enforcement agencies (LEAs) in Contra Costa County meant that the RJTF was not able to obtain up-to-date, racially specific data about law enforcement processes and practices; different LEA collect different data elements, have different policies and procedures around the dissemination of data collected, and have varying internal capacity for data management and analysis;
- Concerns about protecting youth’s confidentiality limited the Court’s willingness to make juvenile delinquency court data available; and
- California Judicial Council guidance to the Contra Costa County Court Executive Officer discouraged the Court from sharing individual-level criminal court data.

Because of these challenges, the RJTF had limited ability to obtain the type of individual-level data necessary to track racial disparities across different points in the criminal or juvenile justice process and relied largely on aggregate data and/or data available through public data sources. Data were collected from the State of California Department of Justice (DOJ) Criminal Justice Statistics Center (CJSC), the Contra Costa County Probation Department, the Contra Costa County Superior Court, the Contra Costa County Sheriff’s Office, and the Contra Costa County Racial Justice Coalition. Because different data are available from different sources at different points in time, these data span from 2013 through 2017.

Based on the data that was available, the following findings emerged:



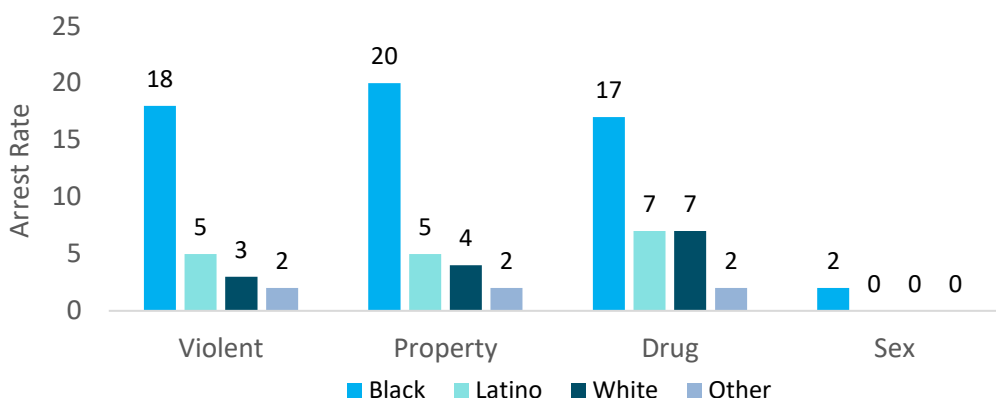


## Law Enforcement Disparities

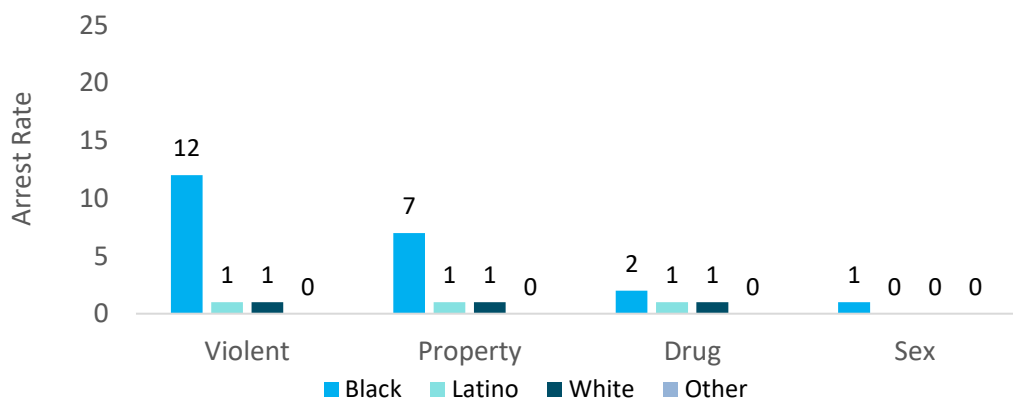
### Finding 1. Higher arrest rates for Black youth and adults across Contra Costa County drive disparities in justice system involvement and outcomes.

According to data from the State of California DOJ CJSC, in both 2013 and 2014, Blacks were more likely to be arrested than individuals from any other racial/ethnic group in every city except one in Contra Costa County. While the specific rate of the disparity varied by city the disparity tended to be higher in cities with smaller black populations (see Appendix B for more information). Across the County, Black adults were more than 3 times more likely to be arrested than adults from any other racial/ethnic group, and Black youth were more than 7 times more likely to be arrested than youth from any other racial/ethnic group.

**Figure 2. Contra Costa County, 2014 Adult Arrests per 1,000**



**Figure 3. Contra Costa County, 2014 Juvenile Arrests per 1,000**



**Contra Costa County***Racial Justice Task Force – Final Report and Recommendations*

---

**Finding 2. While this finding is consistent across cities in the County, differences in the offenses with the greatest disparities indicates that different local contexts drive these disparities.**

Despite the clear and consistent trend in Blacks being arrested more than any other racial/ethnic group, 2013 and 2014 DOJ data that there are notable differences in the rate of this disparity, as well as in the specific offenses for which Black residents are disproportionately arrested. For example, some cities show the greatest rate of disparity for felony offenses, while others show greater disparities for misdemeanors; similarly, some cities show greater disparities for violent offenses, while others show greater disparities for property or drug crime. What these data make clear is that different local patterns and practices drive these disparities.

This finding was also supported by qualitative data collection, which showed that the practices related to routing people away from formal criminal or juvenile justice processing—known as “diversion”—vary greatly across Contra Costa County. Different cities have different approaches to both formal and informal diversion, including different offenses for which they are willing to divert people and differences in whether and to what extent individuals who are arrested may be diverted to local organizations to address underlying issues that may lead to criminal or delinquent behavior and, subsequently, arrests.

### Juvenile Justice Disparities

**Finding 3. Black youth in Contra Costa County were much more likely than Latino and White youth to be referred to Probation.**

Unsurprisingly given the disproportionate rate at which Black youth are arrested, data from the Contra Costa County Probation Department indicate that Black youth are more likely to be referred to Probation for possible further delinquency system processing. According to data from the Probation Department, in 2014 and 2015, Black youth were between 9-11 times more likely to be referred to Probation than White youth and 5-6 times more likely to be referred than Latino youth. Latino youth were also approximately twice as likely to be referred to Probation as White youth. As noted above, the RJTF was not able to obtain individual-level data on youth arrests or referrals, so we could not determine whether or not Black youth were more likely to be referred for similar offenses.

**Finding 4. Black and Latino youth were more likely than White youth to be detained prior to adjudication.**

Among youth who were referred to the Probation Department, both Black and Latino youth were more likely to be detained in the County’s Juvenile Hall, based on Probation data from 2014 and 2015. Both Black and Latino youth were 50% more likely to be detained than White youth after being referred to Probation and, because Black youth are already overrepresented in youth who are arrested and referred to Probation, Black youth who live in Contra Costa County are detained in Juvenile Hall at 14-16 times the rate of White youth. Again, data limitations limited the RJTF’s ability to compare the specific circumstances under which different youth were detained.



**Contra Costa County**  
*Racial Justice Task Force – Final Report and Recommendations*

**Finding 5. In 2014, Black youth were sent to secure confinement at a higher rate than all other races; relative to being a ward of the Court, Hispanic youth were securely confined at a higher rate.**

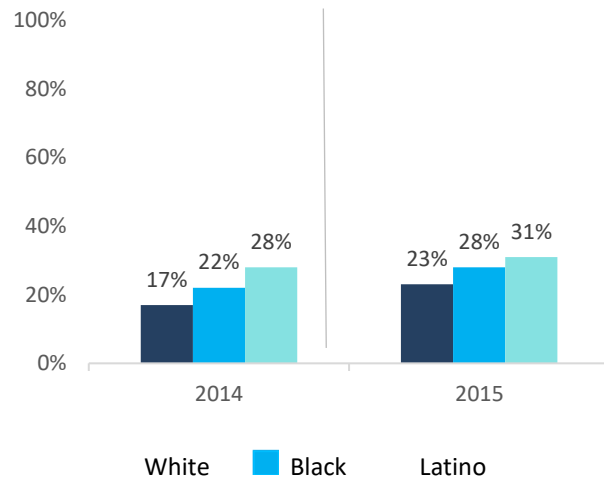
Among youth who are adjudicated delinquent, Black and Latino youth are more likely to receive a disposition that involved secure confinement, including either the Orin Allen Youth Rehabilitation Facility (“the Ranch”) or the California Department of Juvenile Justice (DJJ). According to Probation data from 2014 and 2015, Black youth were 50% to 200% more likely to be sent to secure confinement and Latino youth were 80% to 300% more likely than Whites; because of the cumulative disparities across the juvenile justice system, Black youth in Contra Costa County are confined 16-14 times often as White youth.

### Criminal Justice Disparities

**Finding 6. In 2014 and 2015, a greater proportion of cases with Latino or Black defendants had charge enhancements than cases with White defendants.**

Sentencing enhancements are additional charges within the California Penal Code that allow for additional prison time if an underlying fact or condition is met. There are two kinds of enhancements that can increase the penalties for individuals who are convicted of a criminal offense, “charge enhancements” and “person enhancements.” Charge enhancements can occur when something about the way a crime is committed make the offense eligible for a more serious sentence that it would usually be, for example if someone is convicted of possessing or distributing drugs in a “drug free zone,” around a school or other designated area. Data from the Contra Costa County Superior Court for 2015 and 2016 show that a greater proportion of Black and Latino defendants have charge enhancements, meaning that they are likely receiving more serious penalties for comparable offenses as White defendants.

**Figure 4. Black and Latino defendants are more likely to have charge enhancements than Whites**



**Finding 7. In 2014 and 2015, a greater proportion of Black defendants had person enhancements than either Latino or White defendants.**

An individual can also be eligible for a more serious sentence if he or she has a prior criminal history via “person enhancements,” such as three strikes laws and other “habitual offender” laws. Data from the Contra Costa County Superior Court for 2015 and 2016 show that a greater proportion of Black defendants have person enhancements than White defendants, meaning that they are likely receiving more serious penalties for comparable offenses as White defendants. Although the data available to the RJTF did not allow us to compare the outcomes of defendants of different race/ethnicity with the same charges, this



### Contra Costa County Racial Justice Task Force – Final Report and Recommendations

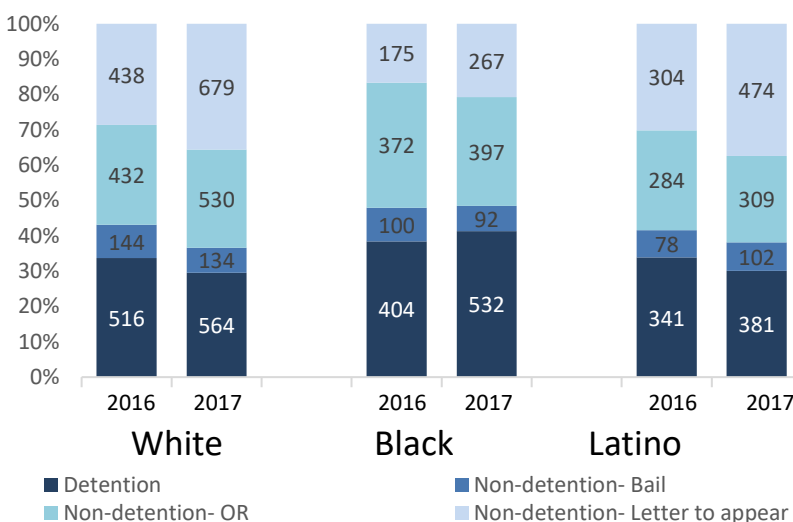
pattern is nonetheless important in light of a growing body of research showing that both kinds of enhancements are a major driver of disparities in imprisonment.<sup>i</sup> In particular, research has shown that Blacks are more likely to live in “drug free zones,” increasing the likelihood that they will be eligible for place-based enhancements; in addition, higher overall context with law enforcement and the criminal justice system has cumulative effects whereby Black defendants are more impacted by habitual offender laws.<sup>ii iii</sup>

#### **Finding 8. From 2015 to 2017, Black adults in Contra Costa County were more likely than Latino or White adults to be detained pre-trial.**

Data from the Contra Costa County Sheriff’s Office showed that in 2016 and 2017, Black and Latino defendants were disproportionately likely to be detained pretrial than White defendants. The reasons for this included both court decisions related to bail and release as well as defendants’ ability to pay bail and obtain release.

Given the cumulative disparities across criminal justice processes, Black residents of Contra Costa County are held in pretrial detention at almost 7 times the rate of White residents; Latino residents are held in pretrial detention at 2.5 times the rate of Whites.

**Figure 5. Black defendants are most likely to be detained pretrial**



#### **Finding 9. Changes to County jury selection processes have increased disparities in who services on juries in Contra Costa County.**

Starting in 2011, Contra Costa County Superior Court made changes to the jury selection process and misdemeanor trial locations. Whereas previously, jurors for misdemeanor trials had been selected regionally to serve on trials in East, West and Central county regions, so that the jury pool was representative of the region in which an alleged crime occurred, beginning in 2011, the Court centralized the trials to occur at the Martinez Courthouse and began selecting jurors from a countywide pool. In tandem, these processes appear to have resulted in juries that are more White and less representative of the overall County population.



## Contra Costa County

### Racial Justice Task Force – Final Report and Recommendations

---

## Recommendations

### Oversight and Accountability

While the Contra Costa County RJTF has made critical progress in developing a broad set of recommendations for addressing racial disparities in the County's criminal and juvenile justice systems, there is much work to be done to implement these recommendations and assess their efficacy. Moreover, it is critical to the RJTF that this be done transparently and with ongoing input from a diverse array of stakeholders.

#### Recommendations

- 1) The Racial Justice Task Force recommends that the Board of Supervisors appoint a Racial Justice Oversight Body (RJOB) to oversee the implementation of the recommendations made by the Task Force, as specified by the Board of Supervisors. The RJOB would meet on a quarterly basis and report to the Board on an annual basis. The RJOB shall be made up of the following members:
  1. A representative from the Superior Court, as a non-voting member
  2. The Sheriff or his designee
  3. The Chief Probation Officer or his designee
  4. The Public Defender or her designee
  5. The District Attorney or her designee
  6. A representative from a local law enforcement agency, nominated by the Contra Costa County Police Chiefs' Association
  7. A representative from the Contra Costa County Board of Education
  8. A representative from Contra Costa County Health Services
  9. Eight community-based representatives, that include at a minimum:
    - a. Two members of the Racial Justice Coalition,
    - b. Two individuals with prior personal criminal or juvenile justice system involvement,
    - c. Three representatives from community-based organizations that work with individuals in the justice system, including at least one person who works directly with youth
    - d. One representative from a faith-based organization*Any individual may meet more than one of these qualifications.*

The RJTF further recommends that the work of this body be staffed by the County Office of Reentry and Justice, and that funds for facilitation be allocated through an RFP process.

- 1) a. The RJOB should or a subcommittee thereof should review local criminal and juvenile justice data in order to identify and report on racial disparities. This will include a review of use-of-force data, as available from the California Department of Justice's Open Justice data.

**Contra Costa County****Racial Justice Task Force – Final Report and Recommendations**

---

## Diversion

Diversion is a broad umbrella term that refers to the process of diverting individuals from formal criminal or delinquent processes following an encounter with law enforcement. Informal diversion may include the decision by a law enforcement officer not to arrest someone from criminal or delinquent behavior or, after arresting someone, choosing not to refer the person onto the District Attorney or Probation Department. Formal diversion generally involves linking individuals to services, supports, and opportunities that can help them address underlying issues that may lead to criminal or delinquent behavior. By helping people avoid formal justice system processing, diversion can be a critical vehicle for reducing racial disparities in the justice system. <sup>iv v</sup>

While diversion programs and practices redirect contact with the justice system, local jurisdictions must be aware that racial disparities can exist in this decision point and further exacerbate racial disparities if decision-making is not carefully monitored. In addition, because Blacks are so much more likely to have contact with the justice system and are often charged with more serious offenses than individuals from other racial/ethnic groups, diversion efforts that exclude people with prior justice system contact and/or are only limited to the most minor offenses often exacerbate racial disparities. Effective diversion programs are targeted, collaborative, and data driven.

### Current Practices in Contra Costa County

Diversion is currently implemented inconsistently across Contra Costa County. Many local law enforcement agencies have their own diversion approaches and programs, but neither diversionary offenses nor diversion programs/processes are standardized across the county. At the County level, the District Attorney's Office has some limited diversion programs, such as the Bad Check Diversion Restitution program, and the Probation Department informally diverts youth whose offense are not determined appropriate for formal processing.

### Recommendations

- 2) With the goal of reducing racial disparities in the Contra Costa County criminal justice system, form a committee to recommend countywide criteria and protocols for formal and informal diversion. The recommendations shall be evidence-based and follow established best practices. In considering what criteria and protocols to recommend, the committee shall
  1. Develop separate recommendations for adult and juvenile populations.
  2. Strive to ensure the broadest possible pool of eligible participants.
  3. Strive to ensure that prior criminal justice involvement does not bar a person's eligibility for diversion.
  4. Ensure that the inability to pay for the costs of diversion will not prohibit participation.
  5. Recommend, as appropriate, partnerships between law enforcement agencies and community-based organizations to provide diversion services and oversight.

This committee may be a subgroup of the Racial Justice Oversight Body (RJOB) and will report to the RJOB.



## Contra Costa County

### *Racial Justice Task Force – Final Report and Recommendations*

---

- 3) Expand the use of crisis intervention teams, mobile crisis teams, and behavioral health assessment teams so they are available across the County.
- 4) Local law enforcement agencies shall issue citations and establish non-enforcement diversion programs as an alternative to arrests.

## Data

Thorough data collection and use are essential to monitoring and tracking whether agencies are producing equitable outcomes across race and ethnicity, and efforts to address bias and disproportionate minority contact throughout justice systems are succeeding.

Data collection, analysis and reporting disaggregated by race, ethnicity, geography and offense will give stakeholders visibility on efficacy and implementation fidelity of interventions, where disparities persist, whether progress to reduce disparities is being made, and whether the strategies are properly implemented. Ultimately, data driven processes increase transparency and legitimacy to broader stakeholders about the initiatives to reduce disparities in the county.

### **Current Practices in Contra Costa County**

Although County criminal justice system agencies and local law enforcement agencies in Contra Costa County generally collect data about individual contact with different criminal or juvenile justice systems, there has been no systematic countywide effort to standardize what data are collected, define how race is identified and tracked across different systems, or agree on reporting processes. In addition, although the County has used AB 109 funds to invest in client data management systems for several public agencies, these agencies tend to lack the capacity to extract and analyze these data on a regular basis.

### **Recommendations**

- 5) All Contra Costa County criminal justice agencies and local law enforcement agencies shall collect individual-level data on all individual encounters with criminal and juvenile justice systems and processes. In so doing, they should consult best practices to balance data needs with confidentiality regulations.
  - a. Office of Reentry and Justice shall publish race-specific data online on all of the above to create greater transparency and accountability of the County criminal justice agencies and local enforcement agencies.
  - b. All Contra Costa County criminal justice agencies and local law enforcement agencies shall improve capacity for data collection and analysis including expanding staff with data analysis capabilities.
  - c. Office of Reentry and Justice shall support analysis of interventions implemented through the RJTF to measure efficacy and assess impact on racial disparities.

**Contra Costa County***Racial Justice Task Force – Final Report and Recommendations*

---

## County Support for Local Agencies

As Figure 1. Overview of Criminal and Juvenile Justice System Process on page 2 makes clear, county-level criminal and juvenile justice agencies are fundamentally connected to and impacted by the policies and practices of non-county agencies. In particular, city-level law enforcement practices necessarily determine who ends up in County-level justice system agencies. In addition, school district approaches to school discipline have a direct relationship with whether or not youth are referred to county juvenile justice systems. Thus, while the RJTF was convened by the Contra Costa County Board of Supervisors to make recommendations for County processes, the following recommendations are based on addressing the inherent interconnectedness of County and more local processes.

### Recommendations

- 6) The County shall work with local enforcement agencies to seek funds that support the integration of de-escalation and behavioral health intervention trainings into local enforcement agency regional academy and/or department orientations.
  - a. The County shall work with local enforcement agencies to seek funds to implement improved procedural justice practices and implicit bias training.
    - i. Identify funding for procedural justice training utilizing the train the trainer model.
    - ii. Work with the Chief's Association to create a forum to share information and strengthen promising practices around procedural justice and implicit bias trainings.
- 7) In addition, local enforcement agencies in Contra Costa County should:
  - i. Ensure inclusion of de-escalation and behavioral health intervention trainings into local enforcement agency regional academy and/or department orientations
  - ii. Provide procedural justice and implicit bias training to all staff
- 8) The County Office of Education shall provide resources to incentivize school districts to explore, evaluate, implement or expand existing non-punitive discipline practices, such as Positive Behavioral Interventions Support (PBIS) and Restorative Justice (RJ) practices.
  - i. Identify funding for continuous training and technical assistance to all schools in the County to support implementation of PBIS and Restorative Justice, as well as data collection to assess implementation and impact.
- 9) The County Office of Education shall work with school districts to provide behavioral health services such as counseling, peer support, and early intervention services for youth presenting signs of emotional, mental, and/or behavioral distress.

## Community Engagement and Services

Collaboration and structured partnerships with the community is essential. The justice system needs to recognize community based organizations and faith-based organizations as legitimate partners in reducing disparities. The community brings urgency, insight and creative solutions that can acutely reduce





## Contra Costa County

### *Racial Justice Task Force – Final Report and Recommendations*

---

disparities and bring about a lasting change especially around reintegration and serving as alternatives to justice involvement.

#### **Current Practices in Contra Costa County**

Reentry programming in Contra Costa County is provided regionally using AB 109 funding, with the Reentry Success Center serving West County and HealthRIGHT360 delivering services under the Central-East Network of Services, also known as The Network. The Reentry Success Center provides services to individuals and families impacted by incarceration, helping to plan critical next steps after contact with police or courts. In addition, AB 109 funding supports a range of services and supports for any individual with a history of justice system involvement.

The County is also in the process of revising its reentry strategic plan through a community-engagement and planning process.

#### **Recommendations**

- 10) County criminal justice agencies shall establish formal partnerships with community-based organizations to provide greater capacity for
  - i. diversion,
  - ii. reentry programs,
  - iii. alternatives to detention
  - iv. pretrial services
  - v. in custody programming

All community-based organizations receiving funding from the County shall be evaluated for efficacy and effectiveness of program goals and objectives to ensure populations are appropriately served. Community input shall be an integral part of this process.

- 11) Establish a community capacity fund to build the capacity of community-based organizations – especially those staffed by formerly incarcerated individuals – to contract with the County and provide services to reentry clients.
- 12) The County and/or RJOB shall collaborate with the Community Corrections Partnership- Executive Committee (CCP-EC) to consider increasing realignment funding for community services.

#### **Practices Related to Trial and Adjudication Processes**

There are a number of practices that agencies involved in the adjudication process – courts, prosecution, and defense – can implement to reduce racial disparities in the justice system. For the Court, using a jury pool that is as representative as possible to the local population increases the likelihood that individuals are judged by a jury of their peers. District Attorney's Offices wield a great deal of power through their ability to decide whether and how to charge an individual with a criminal offense, as well as whether to request money bail or a release on recognizance. Public Defenders Offices, as the public agency advocating for the rights of individuals accused of crimes, are uniquely situated to support defendants, not only through vigorous defense but also by providing other services aimed at both addressing



**Contra Costa County**  
*Racial Justice Task Force – Final Report and Recommendations*

---

underlying issues that may be associated with justice system involvement, such as behavioral health issues, as well as by providing legal services to help people address some of the collateral consequences of criminal justice contact, such as immigration or child welfare issues.

**Current Practices in Contra Costa County**

Contra Costa County uses a master jury list created by combining a list of all registered voters as well as persons who have a valid driver’s license or identification card issued by the Department of Motor Vehicles. Contra Costa County employs a One Day/One Trial system, were<sup>vi</sup> Under this system, individuals are typically assigned to jury selection after one day at the courthouse, and then their service is complete for at least 12 months.<sup>vii</sup> Individuals are selected from a countywide pool. The District Attorney’s Office does not currently have any official policies regarding the use of sentence enhancements or bail requests.<sup>1</sup> The Public Defender’s Office currently employs several social workers, funded through AB 109, who work with clients to support both legal advocacy and linkage to services to address psychosocial needs.

**Recommendations**

- 13) Encourage the Superior Court to return to the process of jury selection whereby jurors are called to service to their local branch court for misdemeanor trials.
- 14) The Public Defender’s Office shall hire social workers who can assess clients’ psychosocial needs and link them to services.
- 15) The Public Defender’s Office, either directly or through partnerships with community-based organizations, should offer civil legal representation to clients. For youth, this should focus on educational advocacy.

**Confinement**

Indiscriminate use of confinement increases racial and ethnic disparity. Disparities in confinement can be reduced when successful and robust strategies are implemented at the front end of the justice system. Strategies to reduce racial and ethnic disparities in confinement address policies and practices that affect discipline, conditions of confinement, and facilitate smooth reintegration into the community.

**Current Practices in Contra Costa County**

Contra Costa County has placed emphasis on developing formalized partnerships between the Office of the Public Defender, Probation, the Sheriff’s Department, and the District Attorney’s Office in order to decrease the pretrial in-custody population. Through this collaboration, the County has developed the cross-departmental Pre-trial Services (PTS) and Arraignment Court Early Representation (ACER) program. PTS provides judges with greater information by using a modified version of the Virginia Pretrial Risk Assessment Instrument (VPRAI). ACER ensures the presence of attorneys at defendants’ initial court appearances and is intended to increase the likelihood that appropriate defendants will be released on

---

<sup>1</sup> The RJTF considered but did not ultimately support a recommendation to limit the use of sentence enhancements.





## Contra Costa County

### *Racial Justice Task Force – Final Report and Recommendations*

---

their own recognizance (OR) for the duration of the court process and allow for the expedited resolution of cases.

Contra Costa County also worked with RDA to develop a pre-release planning pilot program plan, and has recently implemented this pilot. Finally, the County's Custody Alternative Facility allows individuals who are low risk to public safety to be released from custody and supervised by deputies from the Sheriff's Office.

### Recommendations

- 16) Expand eligibility for Pre-Trial Services and increase Pre-Trial Services staffing, with a focus on reducing racial disparities and replacing the money bail system.
- 17) Expand the current pre-release pilot to serve all individuals in custody.
- 18) Establish an independent grievance process for individuals in custody in County adult detention facilities to report concerns related to conditions of confinement based on gender, race, religion, and national origin. This process shall not operate via the Sheriff's Office or require any review by Sheriff's Office staff.
- 19) Establish an independent monitoring body to oversee conditions of confinement in County adult detention facilities based on gender, race, religion, and national origin and report back to the Board of Supervisors.

### Other

- 20) All County staff shall participate in and complete implicit bias training.

### Next Steps

The RJTF has made important progress in reducing racial disparities in Contra Costa County justice systems and there are a number of next steps that will be essential for carrying this work forward. The first recommendations provided here – the creation of a Racial Justice Oversight Body – will be an essential vehicle for taking these steps, and establishing the RJOB is an important next step. Once this Body has been established, staffed, and membership recruited, there are several steps necessary to ensure its progress and efficacy:

1. **Prioritization of recommendations:** the RJTF intentionally choose to take a broad view of its charge and developed a lengthy set of recommendations across justice systems and processes. Further action will now require greater focus on a smaller set of recommendations in order to delineate and then implement the concrete steps necessary for implementation. Toward this end, the County and/or RJOB must prioritize those recommendations of greatest interest, in particular identifying those that will be addressed in the upcoming fiscal year versus those that will be addressed in subsequent years.
2. **Establish subcommittees:** For each recommendation selected for immediate action, the RJOB should convene a subcommittee of RJOB members who bring expertise in and commitment to



**Contra Costa County**  
*Racial Justice Task Force – Final Report and Recommendations*

---

addressing that issue or topic area. These subcommittees should include public agency and community member representation and be small enough to do concrete implementation planning.

- 3. **Develop workplans:** Each subcommittee must develop a workplan that delineates core steps for implementing the recommendation(s) that it is working on, including timelines and roles and responsibilities. This will require identifying the individuals and organizations that have influence and authority over changes to policy and practice and establishing processes for engagement them in next steps.

---

<sup>i</sup> Nazgol Ghandnoosh. “Black Lives Matter: Eliminating Racial Inequity In The Criminal Justice System,” *The Sentencing Project*. 2015.

<sup>ii</sup> Ibid.

<sup>iii</sup> John MacDonald and Steven Raphael. “An Analysis of Racial and Ethnic Disparities in Case Dispositions and Sentencing Outcomes for Criminal Cases Presented to and Processed by the Office of the San Francisco District Attorney.” (2017).

<sup>iv</sup> Ryan C. Wagoner, Carol A. Schubert, and Edward P. Mulvey, “Probation Intensity, Self-Reported Offending, and Psychopathy in Juveniles on Probation for Serious Offenses,” *Journal of the American Academy of Psychiatry and the Law Online* 43, no. 2 (June 1, 2015): 191–200.

<sup>v</sup> Youth.Gov: Points of Intervention. (2017). Retrieved December 15, 2017 from <https://youth.gov/youth-topics/juvenile-justice/points-intervention>

<sup>vi</sup> <http://www.cc-courts.org/jury/general.aspx>

<sup>vii</sup> <http://www.courts.ca.gov/documents/jurysys.pdf>



## Appendix A: Detailed Summary of Votes

When the RJTF began meeting, members established a series of working agreements that were designed to ensure that all perspectives were valued and that dissenting views were given due consideration. Toward that end, the Task Force agreed to a voting process whereby members could choose one of three options in responding to recommendations: 1. support, 2. do not support, and 3. oppose. If four or more RJTF members—or one-quarter—of the voting RJTF members oppose any action or recommendation, the Task Force agreed that it would not pass. Task Force members could also abstain from any vote.

### Oversight and Accountability

#### Recommendation #1<sup>1</sup>

- 1) The Racial Justice Task Force recommends that the Board of Supervisors appoint a Racial Justice Oversight Body (RJOB) to oversee the implementation of the recommendations made by the Task Force, as specified by the Board of Supervisors. The RJOB would meet on a quarterly basis and report to the Board on an annual basis. The RJOB shall be made up of the following members:
  1. A representative from the Superior Court, as a non-voting member
  2. The Sheriff or his designee
  3. The Chief Probation Officer or his designee
  4. The Public Defender or her designee
  5. The District Attorney or her designee
  6. A representative from a local law enforcement agency, nominated by the Contra Costa County Police Chiefs' Association
  7. A representative from the Contra Costa County Board of Education
  8. A representative from Contra Costa County Health Services
  9. Eight community-based representatives, that include at a minimum:
    - a. Two members of the Racial Justice Coalition,
    - b. Two individuals with prior personal criminal or juvenile justice system involvement,
    - c. Three representatives from community-based organizations that work with individuals in the justice system, including at least one person who works directly with youth
    - d. One representative from a faith-based organization*Any individual may meet more than one of these qualifications.*

The RJTF further recommends that the work of this body be staffed by the County Office of Reentry and Justice, and that funds for facilitation be allocated through an RFP process.

---

<sup>1</sup> The RJTF spent several meetings discussing and refining these recommendations. Through this process, some recommendations were combined or rearranged; as a result, there are sometimes gaps in numbering.



**Contra Costa County**  
*Racial Justice Task Force – Final Report and Recommendations*

**Vote by Members**

Vote	Members	Total
<b>Support</b>	Bisa French, Todd Billeci, Leslie Takahashi, Venus Johnson, John Lowden, Marcus Walton, William Walker, Cardenas Shackelford, Tamisha Walker, Stephanie Medley, Harlan Grossman, Dennisha Marsh, Debra Mason, Robin Lipetzky	<b>14</b>
<b>Do Not Support</b>		<b>0</b>
<b>Oppose</b>		<b>0</b>
<b>Abstain</b>		<b>0</b>

**Result:** Passed

**Recommendation #1a**

- 1) a. The RJOB should or a subcommittee thereof should review local criminal and juvenile justice data in order to identify and report on racial disparities. This will include a review of use-of-force data, as available from the California Department of Justice’s Open Justice data.

**Vote by Members**

Vote	Members	Total
<b>Support</b>	Bisa French, Todd Billeci, Leslie Takahashi, Venus Johnson, John Lowden, Marcus Walton, William Walker, Cardenas Shackelford, Tamisha Walker, Stephanie Medley, Harlan Grossman, Dennisha Marsh, Debra Mason, Robin Lipetzky	<b>14</b>
<b>Do Not Support</b>		<b>0</b>
<b>Oppose</b>		<b>0</b>
<b>Abstain</b>		<b>0</b>

**Result:** Passed

**Diversion**

**Revised Recommendation #2**

With the goal of reducing racial disparities in the Contra Costa County criminal justice system, form a committee to recommend countywide criteria and protocols for formal and informal diversion. The recommendations shall be evidence-based and follow established best practices.

In considering what criteria and protocols to recommend, the committee shall

1. Develop separate recommendations for adult and juvenile populations.
2. Strive to ensure the broadest possible pool of eligible participants.
3. Strive to ensure that prior criminal justice involvement does not bar a person’s eligibility for diversion.
4. Ensure that the inability to pay for the costs of diversion will not be a bar to eligibility or participation.





**Contra Costa County**  
*Racial Justice Task Force – Final Report and Recommendations*

Recommend, as appropriate, partnerships between law enforcement agencies and community based organizations to provide diversion services and oversight.

This committee may be a subgroup of the Racial Justice Oversight Body (RJOB) and will report to the RJOB.

**Vote by Members**

Vote	Members	Total
<b>Support</b>	Bisa French, Todd Billeci, Leslie Takahashi, Venus Johnson, Marcus Walton, William Walker, Tamisha Walker, Stephanie Medley, Harlan Grossman, Dennisha Marsh, Debra Mason, Robin Lipetzky	<b>12</b>
<b>Do Not Support</b>		<b>0</b>
<b>Oppose</b>		<b>0</b>
<b>Abstain</b>	John Lowden, Cardenas Shackelford	<b>2</b>

**Result:** Passed

**Recommendation #2**

County criminal and juvenile justice agencies and the Police Chief’s Association shall establish criteria for informal and formal diversion, with a focus on those offenses with greatest racial disparity. Toward that end, the County shall identify the offenses for which Black and Latinos are most disproportionately arrested, charged, and convicted and use those as a starting point for diversion efforts.

**Vote by Members\***

Vote	Members	Total
<b>Support</b>		<b>0</b>
<b>Do Not Support</b>		<b>0</b>
<b>Oppose</b>		<b>0</b>
<b>Abstain</b>		<b>0</b>

\* Members did not vote as Revised Recommendation #2 passed

**Result:** Failed

**Recommendation #2a**

Criteria for diversion shall include non-violent felony level crimes such as burglary.

**Vote by Members\***

Vote	Members	Total
<b>Support</b>		<b>0</b>
<b>Do Not Support</b>		<b>0</b>
<b>Oppose</b>		<b>0</b>
<b>Abstain</b>		<b>0</b>

\* Members did not vote as Revised Recommendation #2 passed





**Contra Costa County**  
*Racial Justice Task Force – Final Report and Recommendations*

**Result:** Failed

**Recommendation #2b**

Criteria for diversion shall allow individuals with prior justice system involvement to be diverted.

**Vote by Members\***

Vote	Members	Total
<b>Support</b>		<b>0</b>
<b>Do Not Support</b>		<b>0</b>
<b>Oppose</b>		<b>0</b>
<b>Abstain</b>		<b>0</b>

\* Members did not vote as Revised Recommendation #2 passed

**Result:** Failed

**Recommendation #3**

Local enforcement agencies shall establish formal partnerships with community based organizations to provide diversion programs and services for youth and adults. Inability to pay shall not prohibit participation in diversion programs.

**Vote by Members\***

Vote	Members	Total
<b>Support</b>		<b>0</b>
<b>Do Not Support</b>		<b>0</b>
<b>Oppose</b>		<b>0</b>
<b>Abstain</b>		<b>0</b>

\* Members did not vote as Revised Recommendation #2 passed

**Result:** Failed

**Recommendation #3a**

County criminal and juvenile justice departments shall establish formal partnerships with community based organizations to provide diversion programs and services for youth and adults. Inability to pay shall not prohibit participation in diversion programs.

**Vote by Members\***

Vote	Members	Total
<b>Support</b>		<b>0</b>
<b>Do Not Support</b>		<b>0</b>
<b>Oppose</b>		<b>0</b>
<b>Abstain</b>		<b>0</b>

\* Members did not vote as Revised Recommendation #2 passed







**Result:** Failed

**Recommendation #4**

Expand the use of crisis intervention teams, mobile crisis teams, and behavioral health assessment teams so they are available across the County.

**Vote by Members**

Vote	Members	Total
<b>Support</b>	Bisa French, Todd Billeci, Leslie Takahashi, Venus Johnson, John Lowden, Marcus Walton, William Walker, Cardenas Shackelford, Tamisha Walker, Stephanie Medley, Harlan Grossman, Dennisha Marsh, Debra Mason, Robin Lipetzky	<b>14</b>
<b>Do Not Support</b>		<b>0</b>
<b>Oppose</b>		<b>0</b>
<b>Abstain</b>		<b>0</b>

**Result:** Passed

**Recommendation #5**

Local law enforcement agencies shall issue citations and establish non-enforcement diversion as an alternative to arrests.

**Vote by Members**

Vote	Members	Total
<b>Support</b>	Bisa French, Todd Billeci, Leslie Takahashi, Venus Johnson, John Lowden, Marcus Walton, William Walker, Cardenas Shackelford, Tamisha Walker, Stephanie Medley, Dennisha Marsh, Debra Mason, Robin Lipetzky	<b>13</b>
<b>Do Not Support</b>		<b>0</b>
<b>Oppose</b>		<b>0</b>
<b>Abstain</b>	Harlan Grossman	<b>1</b>

**Result:** Passed



## Data

### Recommendation #6

All Contra Costa County criminal justice agencies and local law enforcement agencies shall collect individual-level data on all individual encounters with criminal and juvenile justice systems and processes. In so doing, they shall consult best practices to balance data needs with confidentiality concerns.

#### Vote by Members

Vote	Members	Total
<b>Support</b>	Bisa French, Leslie Takahashi, Venus Johnson, John Lowden, Marcus Walton, William Walker, Cardenas Shackelford, Tamisha Walker, Stephanie Medley, Harlan Grossman, Dennisha Marsh, Debra Mason, Robin Lipetzky	<b>13</b>
<b>Do Not Support</b>		<b>0</b>
<b>Oppose</b>		<b>0</b>
<b>Abstain</b>	Todd Billeci	<b>1</b>

**Result:** Passed

### Recommendation #6a

Office of Reentry and Justice shall publish race-specific data online on all of the above to create greater transparency and accountability of the County criminal justice agencies and local enforcement agencies.

#### Vote by Members

Vote	Members	Total
<b>Support</b>	Bisa French, Todd Billeci, Leslie Takahashi, Venus Johnson, John Lowden, Marcus Walton, William Walker, Cardenas Shackelford, Tamisha Walker, Stephanie Medley, Harlan Grossman, Dennisha Marsh, Debra Mason, Robin Lipetzky	<b>14</b>
<b>Do Not Support</b>		<b>0</b>
<b>Oppose</b>		<b>0</b>
<b>Abstain</b>		<b>0</b>

**Discussion:** Todd Billeci shared there may be court-involved issues attaining juvenile data

**Result:** Passed



**Contra Costa County**  
*Racial Justice Task Force – Final Report and Recommendations*

**Recommendation #6b**

All Contra Costa County criminal justice agencies and local law enforcement agencies shall improve capacity for data collection and analysis including expanding staff with data analysis capabilities.

**Vote by Members**

Vote	Members	Total
<b>Support</b>	Leslie Takahashi, Venus Johnson, Marcus Walton, William Walker, Cardenas Shackelford, Tamisha Walker, Stephanie Medley, Harlan Grossman, Dennisha Marsh, Debra Mason, Robin Lipetzky	<b>11</b>
<b>Do Not Support</b>		<b>0</b>
<b>Oppose</b>		<b>0</b>
<b>Abstain</b>	Bisa French, Todd Billeci, John Lowden,	<b>3</b>

**Discussion:** Bisa French shared concern about the fiscal impact of this recommendation. Todd Billeci shared he does not like the word “shall” in this recommendation. Venus Johnson shared she whole heartedly believes system change is driven through data and policy however, the Board does not have the authority to make this happen. She stated all agencies should be working independently towards better data collection and analysis to drive policy change. . John Lowden shared he will abstain in interest of other agencies. Harlan Grossman shared he is unsure who has the authority to do this.

**Result:** Passed

**Recommendation #6c**

Office of Reentry and Justice shall support analysis of interventions implemented through the RJTF to measure efficacy and assess impact on racial disparities.

**Vote by Members**

Vote	Members	Total
<b>Support</b>	Bisa French, Todd Billeci, Leslie Takahashi, Venus Johnson, John Lowden, Marcus Walton, William Walker, Cardenas Shackelford, Tamisha Walker, Stephanie Medley, Harlan Grossman, Dennisha Marsh, Debra Mason, Robin Lipetzky	<b>14</b>
<b>Do Not Support</b>		<b>0</b>
<b>Oppose</b>		<b>0</b>
<b>Abstain</b>		<b>0</b>

**Result:** Passed





## County Support for Local Agencies

### Recommendation #8

The County shall provide resources to ensure integration of de-escalation and behavioral health intervention trainings into local enforcement agency regional academy and/or department orientations.

#### Vote by Members

Vote	Members	Total
<b>Support</b>	Bisa French, Marcus Walton, Tamisha Walker	<b>3</b>
<b>Do Not Support</b>	Leslie Takahashi, Stephanie Medley	<b>2</b>
<b>Oppose</b>	Todd Billeci, Venus Johnson, John Lowden, William Walker, Cardenas Shackelford, Harlan Grossman, Dennisha Marsh, Robin Lipetzky	<b>8</b>
<b>Abstain</b>	Debra Mason	<b>1</b>

**Discussion:** Leslie Takahashi shared while she understands the Board may not have the jurisdiction to do this, it is important to identify the resources needed to make this recommendation happen.

**Result:** Failed

OR

### Revised Recommendation #8

The County shall work with local enforcement agencies to seek funds that support the integration of de-escalation and behavioral health intervention trainings into local enforcement agency regional academy and/or department orientations.

#### Vote by Members

Vote	Members	Total
<b>Support</b>	Bisa French, Todd Billeci, Leslie Takahashi, Venus Johnson, John Lowden, Marcus Walton, William Walker, Cardenas Shackelford, Tamisha Walker, Stephanie Medley, Harlan Grossman, Dennisha Marsh, Debra Mason, Robin Lipetzky	<b>14</b>
<b>Do Not Support</b>		<b>0</b>
<b>Oppose</b>		<b>0</b>
<b>Abstain</b>		<b>0</b>

**Result:** Passed

### Recommendation #8a

The County shall provide resources to incentivize local enforcement agencies to implement improved procedural justice practices and implicit bias training.

- i. Identify funding for procedural justice training utilizing the train the trainer model
- ii. Work with the Chief’s Association to create a forum to share information and strengthen promising practices around procedural justice and implicit bias trainings.





**Contra Costa County**  
*Racial Justice Task Force – Final Report and Recommendations*

**Vote by Members**

Vote	Members	Total
<b>Support</b>	Bisa French, Todd Billeci, Leslie Takahashi, Venus Johnson, John Lowden, Marcus Walton, William Walker, Cardenas Shackelford, Tamisha Walker, Stephanie Medley, Harlan Grossman, Dennisha Marsh, Debra Mason, Robin Lipetzky	<b>14</b>
<b>Do Not Support</b>		<b>0</b>
<b>Oppose</b>		<b>0</b>
<b>Abstain</b>		<b>0</b>

**Result:** Passed

**Recommendation #9**

In addition, local enforcement agencies in Contra Costa County shall:

- i. Ensure inclusion of de-escalation and behavioral health intervention trainings into local enforcement agency regional academy and/or department orientations
- ii. Provide procedural justice and implicit bias training to all staff

**Vote by Members**

Vote	Members	Total
<b>Support</b>	Bisa French, Todd Billeci, Leslie Takahashi, Venus Johnson, John Lowden, Marcus Walton, William Walker, Cardenas Shackelford, Tamisha Walker, Stephanie Medley, Harlan Grossman, Dennisha Marsh, Debra Mason, Robin Lipetzky	<b>14</b>
<b>Do Not Support</b>		<b>0</b>
<b>Oppose</b>		<b>0</b>
<b>Abstain</b>		<b>0</b>

**Result:** Passed

**Recommendation #10**

The County Office of Education shall provide resources to incentivize school districts to explore, evaluate, implement or expand existing non-punitive discipline practices, such as Positive Behavioral Interventions Support (PBIS) and Restorative Justice practices.

- i. Identify funding for continuous training and technical assistance to all schools in the County to support implementation of PBIS and Restorative Justice, as well as data collection to assess implementation and impact.





**Contra Costa County**  
*Racial Justice Task Force – Final Report and Recommendations*

**Vote by Members**

Vote	Members	Total
<b>Support</b>	Bisa French, Leslie Takahashi, John Lowden, Marcus Walton, William Walker, Cardenas Shackelford, Tamisha Walker, Stephanie Medley, Harlan Grossman, Dennisha Marsh, Debra Mason, Robin Lipetzky	<b>12</b>
<b>Do Not Support</b>		<b>0</b>
<b>Oppose</b>		<b>0</b>
<b>Abstain</b>	Todd Billeci, Venus Johnson	<b>2</b>

**Result:** Passed

**Recommendation #10a**

The County Office of Education shall work with school districts to provide supportive behavioral health services such as counseling, peer support, and early intervention services for youth presenting signs of emotional, mental, and/or behavioral distress.

**Vote by Members**

Vote	Members	Total
<b>Support</b>	Bisa French, Leslie Takahashi, Venus Johnson, John Lowden, Marcus Walton, William Walker, Cardenas Shackelford, Tamisha Walker, Stephanie Medley, Harlan Grossman, Dennisha Marsh, Debra Mason, Robin Lipetzky	<b>13</b>
<b>Do Not Support</b>		<b>0</b>
<b>Oppose</b>		<b>0</b>
<b>Abstain</b>	Todd Billeci	<b>1</b>

**Result:** Passed

**Revised Recommendation #11**

In their review and approval of Local Control and Accountability Plans (LCAPs) and supplemental funding, the County Office of Education shall prioritize the following, as far as legally possible.

- a. Exploring and identifying programs that focus on faculty and staff trainings and their interactions with students. Such programs shall support developing strategies that address behavior issues to achieve positive outcomes such as My Teacher Partner Program (MTP).
- b. Requiring school districts to create partnerships with culturally specific organizations to routinely train faculty and staff on the issues facing communities of color.





**Contra Costa County**  
*Racial Justice Task Force – Final Report and Recommendations*

**Vote by Members**

Vote	Members	Total
<b>Support</b>	Leslie Takahashi, , William Walker, Tamisha Walker, Stephanie Medley, Dennisha Marsh, Debra Mason, Robin Lipetzky	<b>7</b>
<b>Do Not Support</b>	Marcus Walton, Cardenas Shackelford, Harlan Grossman	<b>3</b>
<b>Oppose</b>		<b>0</b>
<b>Abstain</b>	Bisa French, Todd Billeci, Venus Johnson, John Lowden	<b>4</b>

**Result:** Failed

### Community Engagement and Services

**Recommendation #12**

County criminal justice agencies shall establish formal partnerships with community-based organizations to provide greater capacity for

- i. diversion,
- ii. reentry programs,
- iii. alternatives to detention
- iv. pretrial services
- v. in custody programming

All community-based organizations receiving funding from the County shall be evaluated for efficacy and effectiveness of program goals and objectives to ensure populations are appropriately served. Community input shall be an integral part of this process.

**Vote by Members**

Vote	Members	Total
<b>Support</b>	Bisa French, Todd Billeci, Leslie Takahashi, Venus Johnson, John Lowden, Marcus Walton, William Walker, Cardenas Shackelford, Tamisha Walker, Stephanie Medley, Harlan Grossman, Dennisha Marsh, Debra Mason, Robin Lipetzky	<b>14</b>
<b>Do Not Support</b>		<b>0</b>
<b>Oppose</b>		<b>0</b>
<b>Abstain</b>		<b>0</b>

**Result:** Passed

**Recommendation #13**

Establish a community capacity fund to build the capacity of community-based organizations – especially those staffed by formerly incarcerated individuals – to contract with the County and provide services to reentry clients.





**Contra Costa County**  
*Racial Justice Task Force – Final Report and Recommendations*

**Vote by Members**

Vote	Members	Total
<b>Support</b>	Bisa French, Todd Billeci, Leslie Takahashi, Venus Johnson, John Lowden, Marcus Walton, William Walker, Cardenas Shackelford, , Stephanie Medley, Harlan Grossman, Dennisha Marsh, Debra Mason, Robin Lipetzky	<b>13</b>
<b>Do Not Support</b>		<b>0</b>
<b>Oppose</b>		<b>0</b>
<b>Abstain</b>	Tamisha Walker	<b>1</b>

**Result:** Passed

**Recommendation #15**

The County and/or RJOB shall collaborate with the Community Corrections Partnership- Executive Committee (CCP-EC) to consider increasing realignment funding for community services.

**Vote by Members**

Vote	Members	Total
<b>Support</b>	Leslie Takahashi, Venus Johnson, John Lowden, Marcus Walton, William Walker, Cardenas Shackelford, Tamisha Walker, Stephanie Medley, Harlan Grossman, Dennisha Marsh, Debra Mason, Robin Lipetzky	<b>12</b>
<b>Do Not Support</b>	Todd Billeci	<b>1</b>
<b>Oppose</b>		<b>0</b>
<b>Abstain</b>	Bisa French	<b>1</b>

**Result:** Passed

**Practices Related to Trial and Adjudication Processes**

**Recommendation #16a**

Encourage the Superior Court to return to the process of jury selection whereby jurors are called to service to their local branch court for misdemeanor trials.

**Vote by Members**

Vote	Members	Total
<b>Support</b>	Bisa French, Todd Billeci, Leslie Takahashi, Venus Johnson, John Lowden, Marcus Walton, William Walker, Cardenas Shackelford, Tamisha Walker, Stephanie Medley, Harlan Grossman, Dennisha Marsh, Debra Mason, Robin Lipetzky	<b>14</b>
<b>Do Not Support</b>		<b>0</b>
<b>Oppose</b>		<b>0</b>
<b>Abstain</b>		<b>0</b>

**Result:** Passed







**Contra Costa County**  
*Racial Justice Task Force – Final Report and Recommendations*

**Recommendation #16b**

Encourage the Superior Court to assign felony jury trials to the branch courts having jurisdiction over the location where the alleged offense occurred.

**Vote by Members**

Vote	Members	Total
<b>Support</b>	Leslie Takahashi, Venus Johnson, Cardenas Shackelford, Tamisha Walker, Stephanie Medley, Robin Lipetzky	<b>5</b>
<b>Do Not Support</b>	John Lowden, Harlan Grossman, Dennisha Marsh, Debra Mason	<b>4</b>
<b>Oppose</b>		<b>0</b>
<b>Abstain</b>	Bisa French, Todd Billeci, , Marcus Walton, William Walker,	<b>5</b>

**Result:** Failed

**Recommendation #17**

Establish circumstances where DA won't seek sentence enhancements. As a starting point, the DA's Office shall not seek enhancements for any offenses in which defendants are eligible for Prop 47 relief.

**Vote by Members**

Vote	Members	Total
<b>Support</b>	Leslie Takahashi, William Walker, Tamisha Walker, Stephanie Medley, Dennisha Marsh, Debra Mason, Robin Lipetzky	<b>7</b>
<b>Do Not Support</b>	John Lowden	<b>1</b>
<b>Oppose</b>		<b>0</b>
<b>Abstain</b>	Bisa French, Todd Billeci, Venus Johnson, Marcus Walton, Cardenas Shackelford, Harlan Grossman	<b>6</b>

**Discussion:** Venus Johnson shared there is a caveat to this recommendation. She shared there are currently cases going through the justice system where the courts are deciding if Prop 47 applies to certain offense that may not have been specifically listed in the ballot initiative. . Depending on the results of those cases, charging decisions will be impacted. Venus shared she does not disagree with the recommendation, but due to the way it is written and the stance of the legal system, she will abstain.

**Result:** Failed





**Recommendation #18a**

Public Defender’s Office shall hire social workers who can assess clients’ psychosocial needs and link them to services.

**Vote by Members**

Vote	Members	Total
<b>Support</b>	Bisa French, Leslie Takahashi, Venus Johnson, Marcus Walton, William Walker, Cardenas Shackelford, Tamisha Walker, Stephanie Medley, Harlan Grossman, Dennisha Marsh, Debra Mason, Robin Lipetzky	<b>12</b>
<b>Do Not Support</b>		<b>0</b>
<b>Oppose</b>		<b>0</b>
<b>Abstain</b>	Todd Billeci, John Lowden	<b>2</b>

**Result:** Passed

**Recommendation #18b**

The Public Defender’s Office, either directly or through partnerships with community-based organizations, shall offer civil legal representation to clients. For youth, this shall focus on educational advocacy

**Vote by Members**

Vote	Members	Total
<b>Support</b>	Bisa French, Leslie Takahashi, Marcus Walton, William Walker, Cardenas Shackelford, Tamisha Walker, Stephanie Medley, Dennisha Marsh, Debra Mason, Robin Lipetzky	<b>10</b>
<b>Do Not Support</b>		<b>0</b>
<b>Oppose</b>	Harlan Grossman	<b>1</b>
<b>Abstain</b>	Todd Billeci, Venus Johnson, John Lowden	<b>3</b>

**Discussion:** Tamisha Walker shared the County does not currently provide enough funding for the Public Defender’s Office so she will support it. Stephanie Medley shared similar sentiments as Tamisha and shared the recommendation as it is written does not attach any resources to it or identifies any.

**Result:** Passed



## Confinement

### Recommendation #19

Expand eligibility for Pre-Trial Services and increase Pre-Trial Services staffing, with a focus on reducing racial disparities and replacing the money bail system.

#### Vote by Members

Vote	Members	Total
<b>Support</b>	Todd Billeci, Leslie Takahashi, Venus Johnson, John Lowden, Marcus Walton, William Walker, Cardenas Shackelford, Tamisha Walker, Stephanie Medley, Harlan Grossman, Dennisha Marsh, Debra Mason, Robin Lipetzky	<b>13</b>
<b>Do Not Support</b>		<b>0</b>
<b>Oppose</b>		<b>0</b>
<b>Abstain</b>	Bisa French	<b>1</b>

**Result:** Passed

### Recommendation #20

Expand the current pre-release pilot to serve all individuals in custody.

#### Vote by Members

Vote	Members	Total
<b>Support</b>	Bisa French, Todd Billeci, Leslie Takahashi, Venus Johnson, , Marcus Walton, William Walker, Cardenas Shackelford, Tamisha Walker, Stephanie Medley, Harlan Grossman, Dennisha Marsh, Robin Lipetzky	<b>12</b>
<b>Do Not Support</b>	John Lowden, Debra Mason	<b>2</b>
<b>Oppose</b>		<b>0</b>
<b>Abstain</b>		<b>0</b>

**Discussion:** Todd Billeci clarified this recommendation pertains to a pre-release program not pre-trial

**Result:** Passed

### Recommendation #21

Establish an independent grievance process for individuals in custody in County adult detention facilities to report concerns related to conditions of confinement based on gender, race, religion, and national origin. This process shall not operate via the Sheriff’s Office or require any review by Sheriff’s Office staff.

#### Vote by Members





**Contra Costa County**  
*Racial Justice Task Force – Final Report and Recommendations*

Vote	Members	Total
<b>Support</b>	Leslie Takahashi, Venus Johnson, , Marcus Walton, William Walker, Cardenas Shackelford, Tamisha Walker, Stephanie Medley, Harlan Grossman, Dennisha Marsh, Robin Lipetzky	<b>10</b>
<b>Do Not Support</b>	Todd Billeci, Debra Mason	<b>2</b>
<b>Oppose</b>	John Lowden	<b>1</b>
<b>Abstain</b>	Bisa French	<b>1</b>

**Discussion:** Debra Mason shared she does not support the recommendation if it requires the elimination of the Sherriff’s current process. She shared she believes there should be an additional step to process any complains if one is not satisfied with the Sherriff’s process.

**Result:** Passed

**Recommendation #22**

Establish an independent monitoring body to oversee conditions of confinement in County adult detention facilities based on gender, race, religion, and national origin and report back to the Board of Supervisors.

**Vote by Members**

Vote	Members	Total
<b>Support</b>	Bisa French, Leslie Takahashi, Venus Johnson, , Marcus Walton, William Walker, , Tamisha Walker, Stephanie Medley, Harlan Grossman, Dennisha Marsh, Debra Mason, Robin Lipetzky	<b>11</b>
<b>Do Not Support</b>		<b>0</b>
<b>Oppose</b>	Todd Billeci, John Lowden	<b>2</b>
<b>Abstain</b>	Cardenas Shackelford	<b>1</b>

**Discussion:** Todd Billeci shared that even though he opposes this recommendation, he appreciates the engagement and involvement of the community throughout this process.

**Result:** Passed

**Added Recommendation**

**Recommendation #23**

All County staff shall participate and complete implicit bias training.





**Contra Costa County**  
*Racial Justice Task Force – Final Report and Recommendations*

---

**Vote by Members**

Vote	Members	Total
<b>Support</b>	Bisa French, Venus Johnson, John Lowden, Marcus Walton, William Walker, Cardenas Shackelford, Tamisha Walker, Stephanie Medley, Harlan Grossman, Dennisha Marsh, Debra Mason, Robin Lipetzky	<b>12</b>
<b>Do Not Support</b>		<b>0</b>
<b>Oppose</b>		<b>0</b>
<b>Abstain</b>	Todd Billeci, Leslie Takahashi	<b>2</b>

**Discussion:** Todd shared that he will abstain because he has heard that recent studies indicate that implicit bias training may cause more harm than good.

**Result:** Passed





## Appendix B: Data reviewed by RJTF

This appendix includes a summary of all quantitative data obtained and reviewed by the RJTF. As noted in the project Findings above, data were obtained from a variety of sources, including the State of California Department of Justice (DOJ), the Contra Costa County Probation Department, the Contra Costa County Superior Court, the Contra Costa County Sheriff’s Office, and the Contra Costa County Racial Justice Coalition. Because different data are available from different sources at different points in time, these data span from 2013 through 2017.

### Local Law Enforcement Data

All data provided below are from the State of California DOJ Criminal Justice Statistics Center (CJSC). Data are from 2014, unless otherwise indicated.

**Across cities in Contra Costa County, Blacks are more likely to be arrested than other racial/ethnic group.**

**Figure 1. Contra Costa County, Adult Arrests per 1,000**

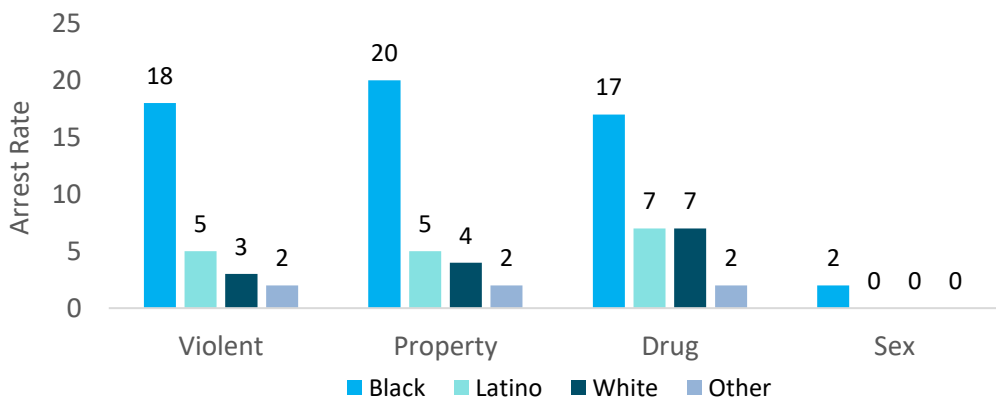


Figure . Illustrates countywide arrest trends among Black, Latino, White and Other adults. Black adults are 6 times more likely than White adults to be arrested for a violent offense, as well as 5 times more likely to be arrested for a property crime and over 2 times as likely to be arrested for a drug offense.



**Contra Costa County**  
*Racial Justice Task Force – Final Report and Recommendations*

**Figure 2. Contra Costa County, Juvenile Arrests per 1,000**

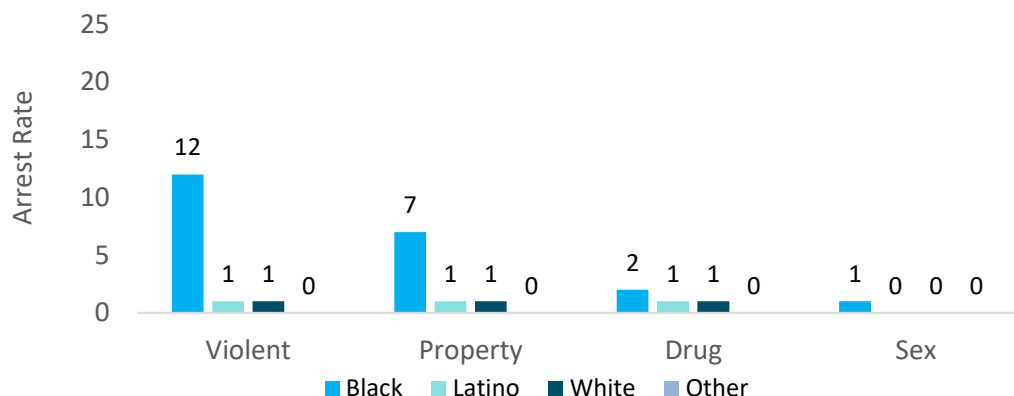


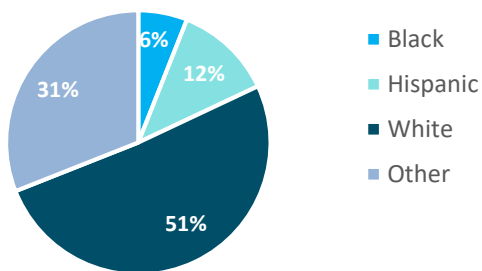
Figure 2. illustrates countywide arrest trends among Black, Latino, White and Other youth. Black youth are 12 times more likely to be arrested for a violent crime than White youth, while they are 7 times more likely to be arrested for a property offense and twice as likely to be arrested for a drug offense than White youth. A greater disparity among arrests rates by race exists within youth as compared to adults.

**Racial disparities in arrests are often greater in cities with smaller Black populations.**

*While these graphs are city specific data, they are examples of a larger trend across most cities in Contra Costa County.*

**Figure 3. El Cerrito Population**

Total Population: 24, 136



**Figure 4. El Cerrito Adult Arrest Rates per 1,000**

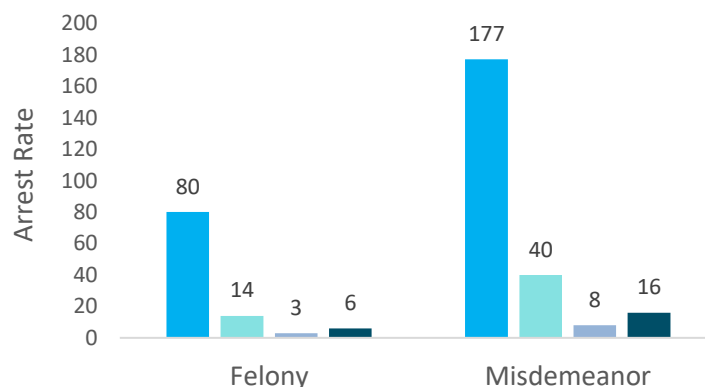


Figure 3. represents a breakdown of El Cerrito’s total population, which is relatively a small population. Of El Cerrito’s total population, 6% are black. Figure 4. shows that Black individuals are approximately 13 times as likely as White individuals to be arrested for a felony and approximately 11 times more likely to be arrested for a misdemeanor.

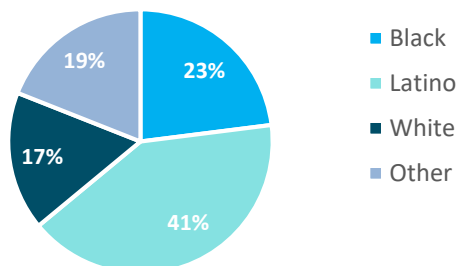




**Contra Costa County**  
*Racial Justice Task Force – Final Report and Recommendations*

**Figure 5. Richmond City Population**

Total Population: 106,469



**Figure 6. Richmond Adult Arrests Rate per 1,000**

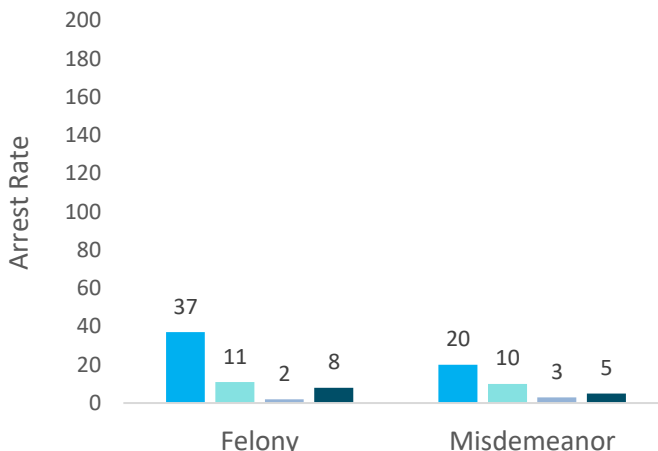
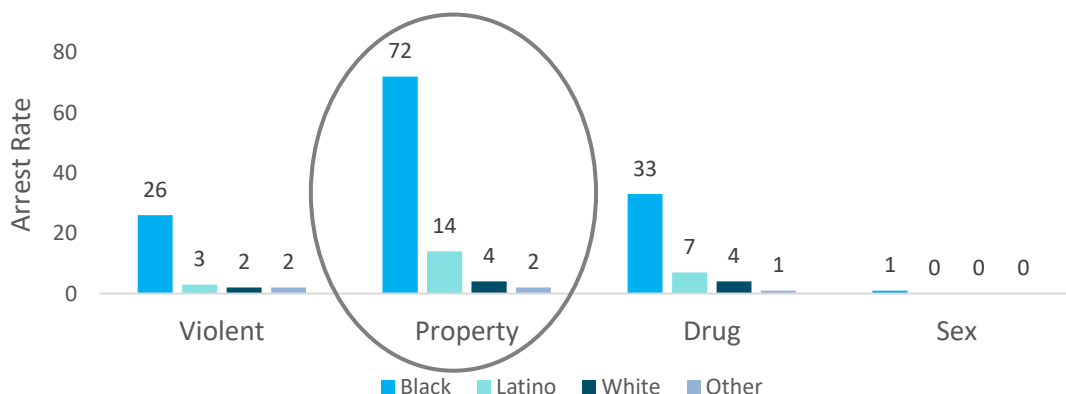


Figure 5. represents a breakdown of Richmond’s total population, which is a much larger city with a larger black population (23%) than El Cerrito. While the racial disparities are not as great as those in El Cerrito or smaller cities, disparities remain. As seen in Figure 6, Black adults are approximately 4.5 times as likely as White adults to be arrested for a felony and approximately 4 times as likely to be arrested for a misdemeanor.

**While Black adults are more likely to be arrested than White adults, there are variations across cities for what offenses disparities are greatest.**

*While these graphs are city specific data, they are examples of a larger trend across most cities in Contra Costa County.*

**Figure 7. City of El Cerrito, Adults Arrest Rates per 1,000**



As Figure 7. illustrates, disparities are greatest for property offenses in El Cerrito where Black adults are approximately 18 times as likely as White adults to be arrested for a property offense.

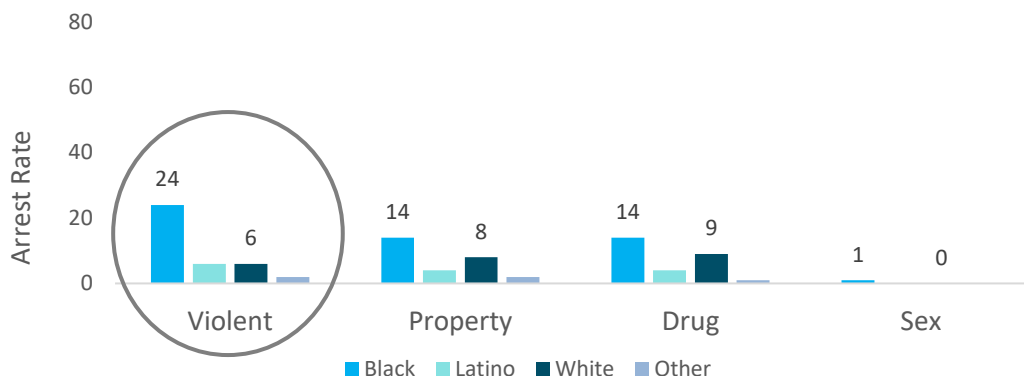






**Contra Costa County**  
*Racial Justice Task Force – Final Report and Recommendations*

**Figure 8. City of Antioch, Adult Arrest Rates per 1,000**



As seen in Figure 8., disparities are greatest for violent offenses in Antioch where Black adults are 4 times more likely than White adults to be arrested for a violent offense compared to only 1.5 times more likely to be arrested for a property or drug offense respectively.

**Across most cities in Contra Costa County, Black youth are more likely to be arrested than White or Latino youth. Disparities for Black youth are greater than disparities for Black adults.**

**Figure 9. Contra Costa County, Felony Arrest Rates per 1,000**

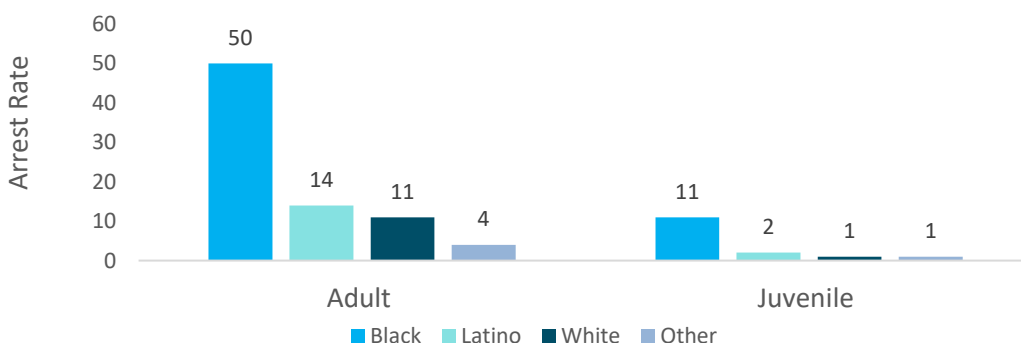


Figure 9. illustrates countywide data in which compared to White adults, Black adults are approximately 5 times more likely to be arrested for a felony while Black youth are 11 times more likely to be arrested than White youth.





**Contra Costa County**  
*Racial Justice Task Force – Final Report and Recommendations*

**Figure 10. Contra Costa County, Misdemeanor Arrest Rates per 1,000**

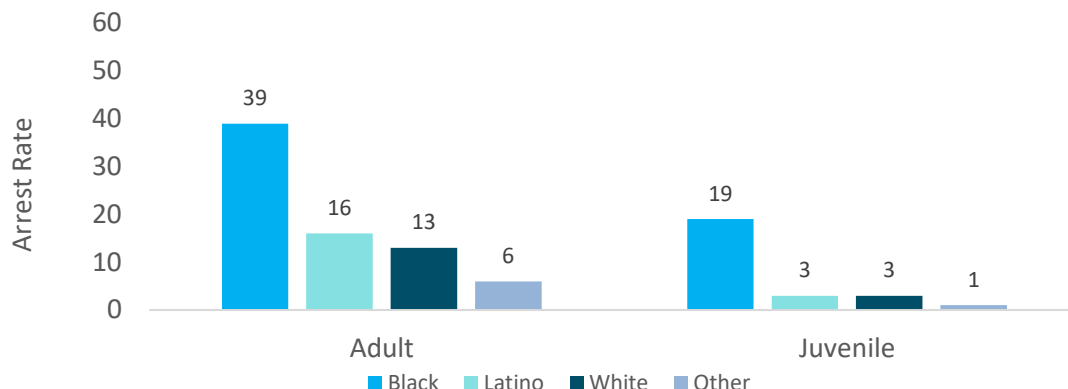
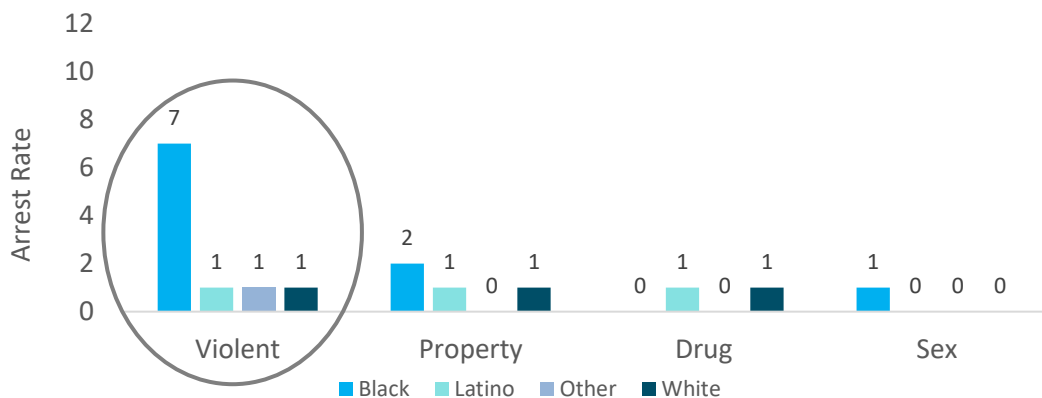


Figure 10. illustrates countywide data in which compared to White adults, Black adults are 3 times more likely to be arrested for a misdemeanor while Black youth are approximately 6 times more likely to be arrested.

**While Black youth are more likely to be arrested than White youth, there are variations across cities for what offenses disparities are greatest.**

**Figure 11. City of Richmond, Juvenile Arrest Rates per 1,000**



As seen in Figure 11, disparities are greatest for violent offenses in Richmond where Black youth are 7 times more likely to be arrested for a violent offense than White or Latino youth.



**Contra Costa County**  
*Racial Justice Task Force – Final Report and Recommendations*

**Figure 12. City of Pittsburg, Juvenile Arrest Rates per 1,000**



As seen in Figure 12, disparities are greatest for property offenses in Pittsburg where Black youth are 3 times more likely to be arrested for a property offense than White or Latino youth.

**Although LEAs have implemented diversion practices, there is no systematic data collection on these programs, who is diverted, or their impact**

None of the following law enforcement agencies collect race-specific data on diversion practices:

- Richmond PD partners with RYSE to divert youth from official processing.
- Antioch PD partners with Reach to divert youth from official processing.
- Pittsburg and Concord PD have implemented the community court model to divert some adult and juvenile cases from formal processing.



### Juvenile Justice Data

All data provided below are from the Contra Costa County Probation Department. Data are from 2013 and 2014.

In 2014, Black youth in Contra Costa County, were much more likely than Latino and White youth to be referred to Probation.

Figure 13. Rated of Referral to Probation per 1,000 youth, by Race

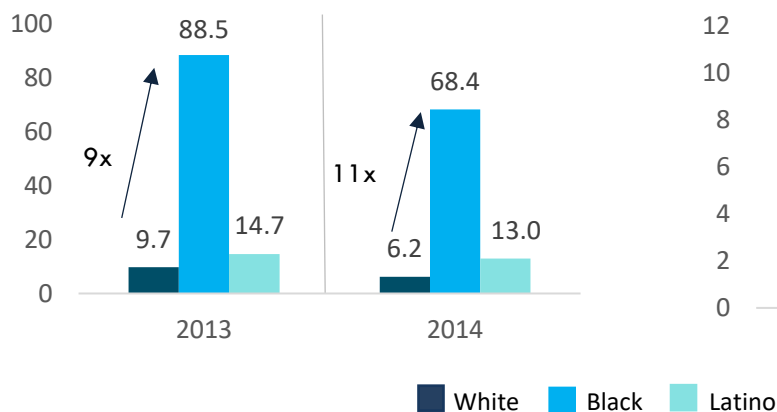


Figure 14. Referrals to Probation RRI, by Race

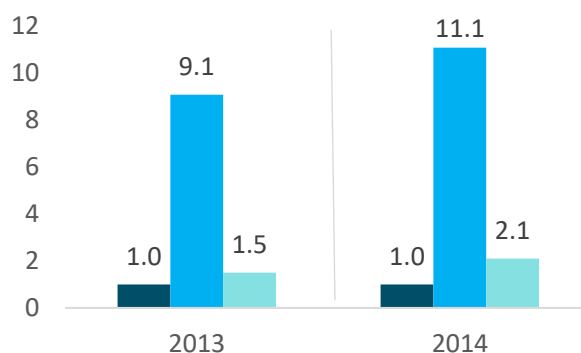


Figure and Figure 13. Rated of Referral to Probation per 1,000 youth, illustrate overall, in 2013 and 2014, Black youth were 9 times more likely than White youth and 6 times more likely than Latino youth to be referred to Probation.

Figure 14. Referrals to Probation RRI, illustrate overall, in 2013 and 2014, Black youth were 9 times more likely than White youth and 6 times more likely than Latino youth to be referred to Probation.

In 2014, Black and Latino youth are more likely than White youth to be detained prior to adjudication.

Figure 15. Pre-Adjudication Detention Rates per 1,000 Youth, by Race

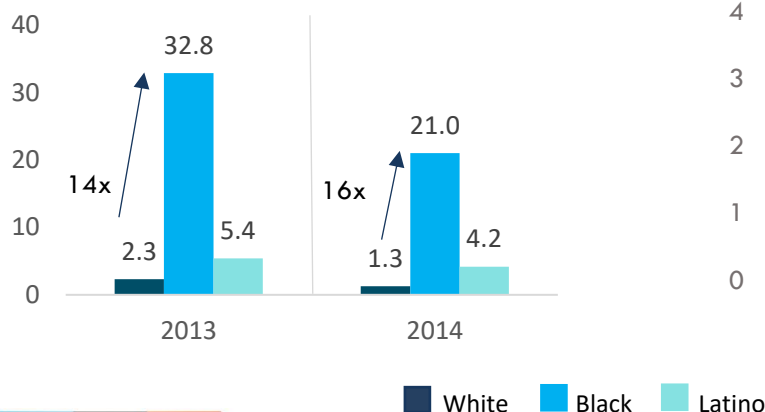
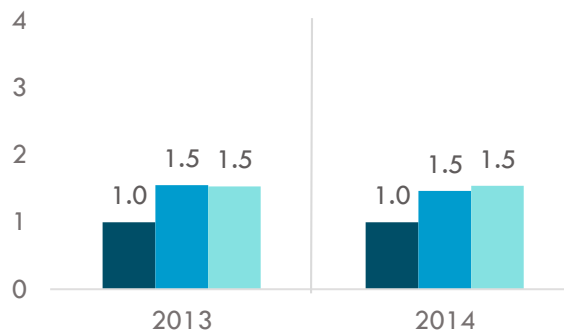


Figure 16. Pre-Adjudication Detention RRI, by Race



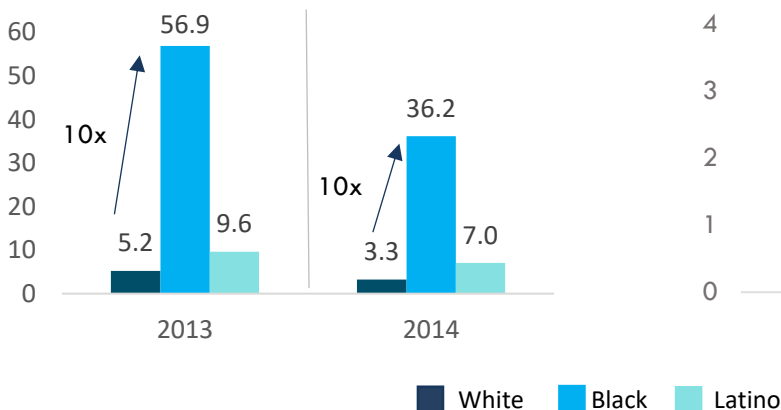


**Contra Costa County**  
*Racial Justice Task Force – Final Report and Recommendations*

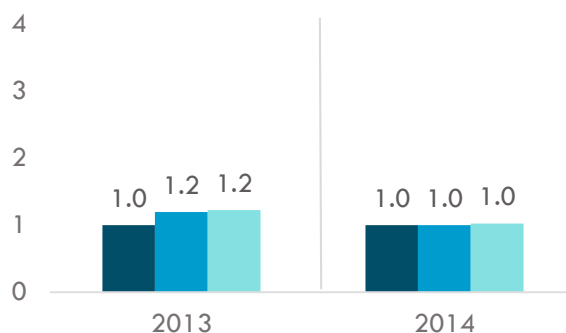
As seen in Figure and Figure 16, of all youth referred to Probation, Black and Latino youth are 50% more likely than White youth to be detained prior to adjudication.

**In 2014, petitions filed for Black youth were at a higher rate than all other groups, however relative to referrals the rate was the same as all other groups.**

**Figure 18. Pre-Adjudication Detention Rates per 1,000 Youth, by Race**



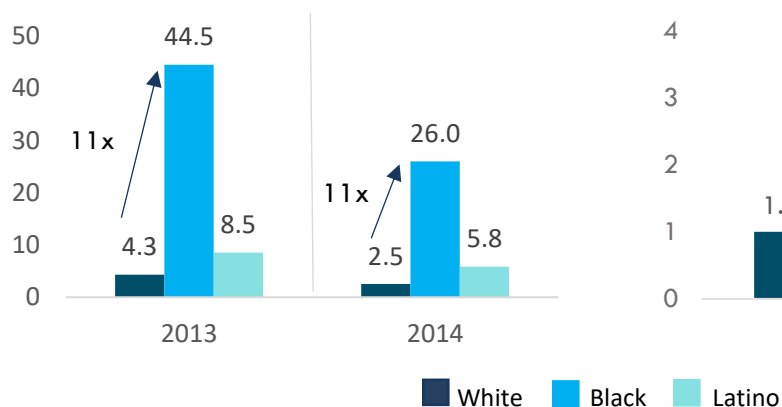
**Figure 17. Pre-Adjudication Detention RRI, by Race**



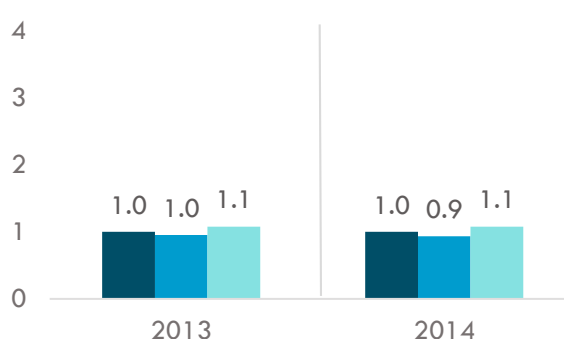
Figures 17 and 18 show that the Probation Department filed petitions at the same rate for all referred youth regardless of race; however, relative to their proportion of the overall county population, Black youth were 10 times more likely to have petitions filed than all other groups.

**In 2014, Black youth were deemed to be a ward of the court at a higher rate than all other groups, however relative to petitions filed, the rate was approximately the same across all groups.**

**Figure 19. Rates of Petitions Filed per 1,000 youth by Race**



**Figure 20. Petitions Filed RRI, by Race**



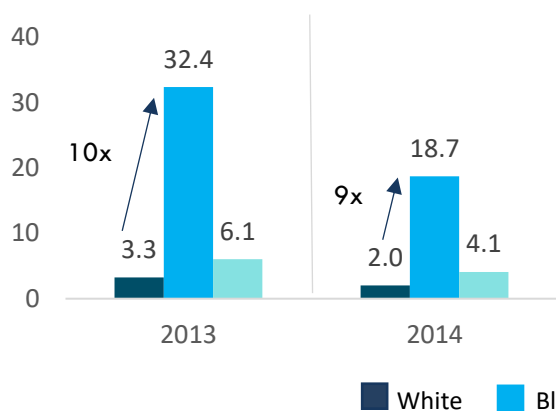


**Contra Costa County**  
*Racial Justice Task Force – Final Report and Recommendations*

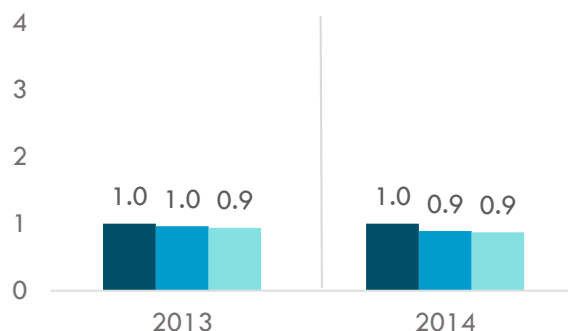
Among youth who had petitions filed, there were not disparities in who was deemed to be a ward of the court. There were still disparities compared to the overall rate within the population.

In 2014, Black youth received placement at a higher rate than all other groups, however relative to being a ward of the court the rate was relatively the same across all groups.

**Figure 21. Ward of the Court Rates per 1,000 by Race**



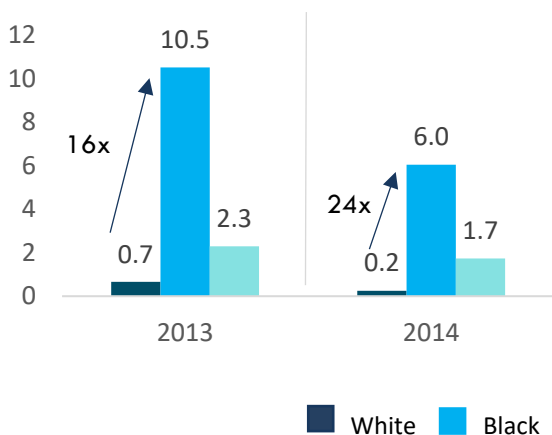
**Figure 22. Ward of the Court RRI, by Race**



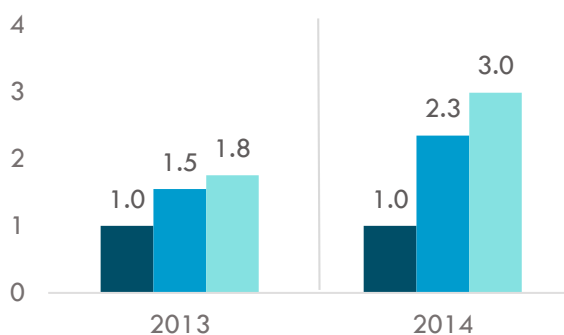
As Figures 21 and 22 illustrate, among youth who were adjudicated delinquent, there were no disparities in which youth received a disposition of placement. There were still disparities compared to the overall rate within the population.

In 2014, Black youth were sent to secure confinement at a higher rate than all other races, however relative to being a ward of the court Latino youth were securely confined at a higher rate.

**Figure 23. Placement Rates per 1,000 Youth, by Race**



**Figure 24. Placement RRI, by Race**





**Contra Costa County**  
*Racial Justice Task Force – Final Report and Recommendations*

---

Among all youth who were made a ward of the court, Latino youth were 3 times more likely to be placed in secure confinement compared to White youth and Black youth were 2 times more likely to be placed in secure confinement compared to White youth.





### Criminal Justice Data

Data provided below are from the California DOJ CSJC, Contra Costa County Superior Court, and Contra Costa Sheriff’s Office. Data are from 2014-2017. Specific data sources and dates are provided below.

In 2014, compared to Whites, Black adults were more likely to be arrested for a misdemeanor and felony.

Figure 25. Misdemeanor Arrest Rates, by Race\*

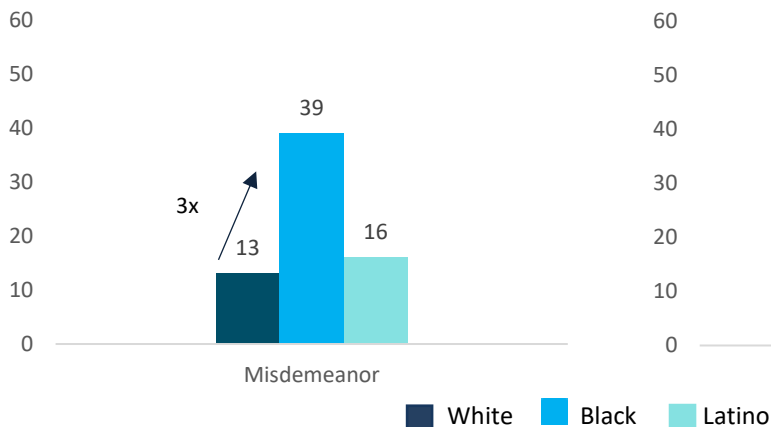
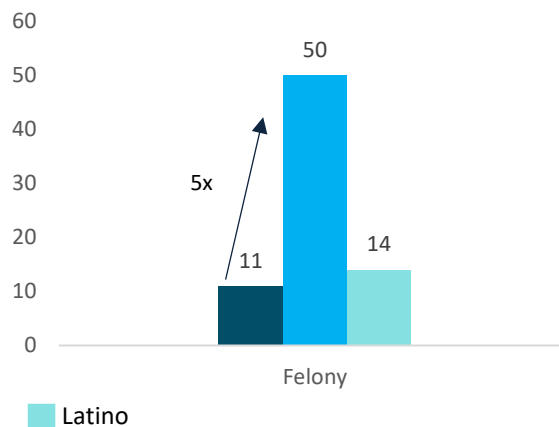


Figure 26. Felony Arrest Rates, by Race\*



\*Data from across all cities in Contra Costa County from California DOJ CSJC

As Figure 25 illustrates, Black adults were three times more likely to be arrested for a misdemeanor compare to Whites. Similarly, Figure 26 shows Black adults were four times more likely to be arrested for a felony than White adults.

Black adults were more likely than White adults to have any case filed against them.

Figure 27. Misdemeanor Case Filing Rates, by Race\*

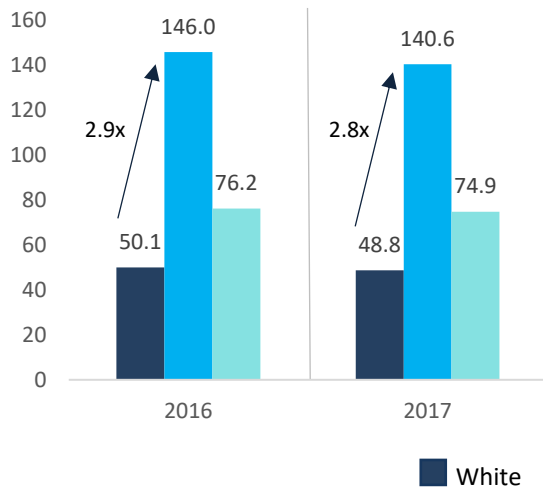
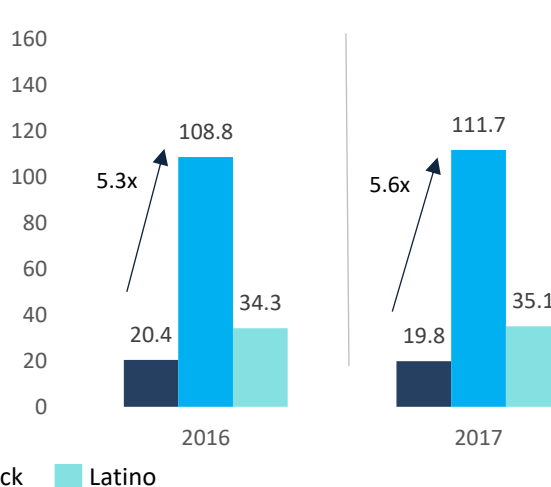


Figure 28. Felony Case Filing Rates, by Race\*



\*Data from Contra Costa County Criminal Court





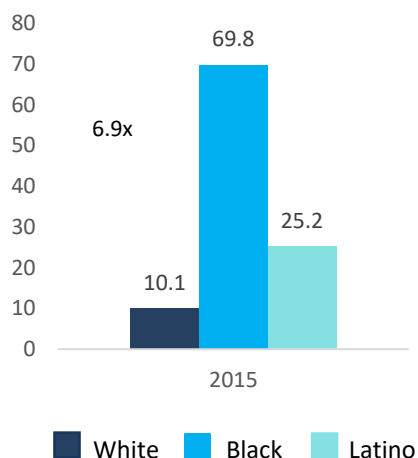


**Contra Costa County**  
*Racial Justice Task Force – Final Report and Recommendations*

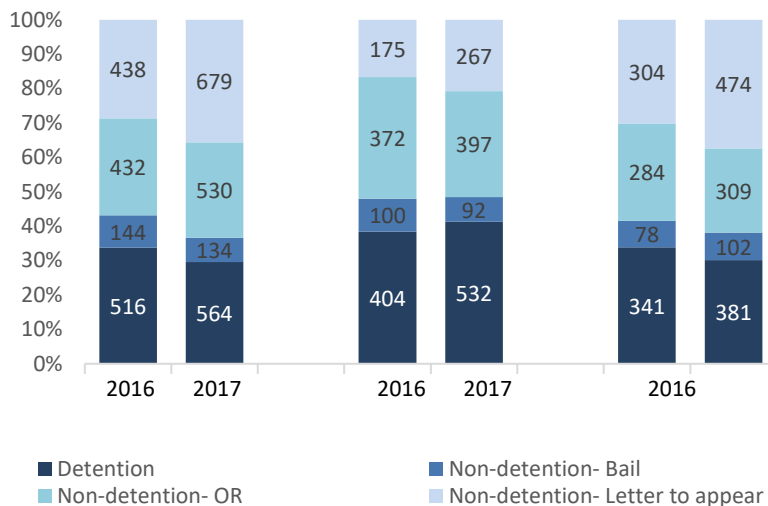
Figure 27 shows how in both 2016 and 2017, Black adults were approximately three times more likely to have a misdemeanor case filing than their White counterparts. Similarly, as shown in Figure 28, Black adults were more than five times more likely to have a felony case filing than White adults.

**Black adults in Contra Costa County were more likely than Latino or White adults to be detained pre-trial.**

**Figure 29. Pre-Trial Detention Rates, by Race\***



**Figure 30. Pre-Trial Detention versus Non-Detention, by Race\***



\*Data is a snapshot of detained population on 7/9/2015  
 Contra Costa County Sheriff's Office

\*Data from Contra Costa County Criminal Court

As Figure 29 illustrates, in 2015, Black adults were approximately 7 times more likely to be detained pre-trial than White adults. Figure 30 shows in both 2016 and 2017, Black adults were more likely to be detained as compared to White adults who have higher rates of non-detention OR and letter to appear. Black adults are also significantly less likely to be given a letter to appear than both White and Latino adults.

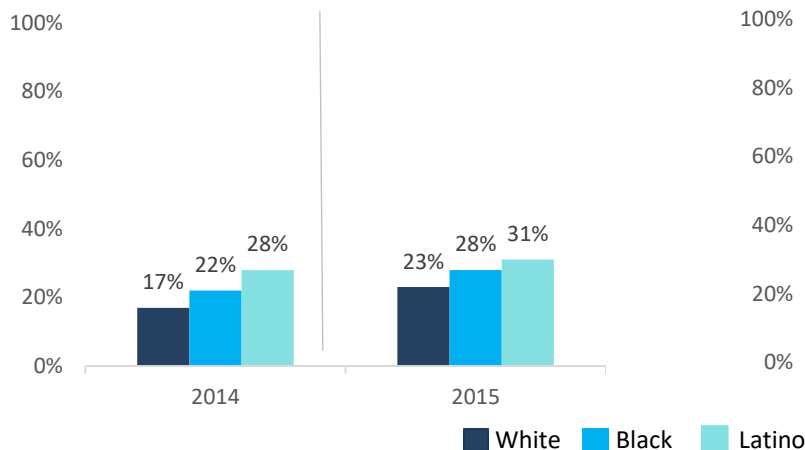




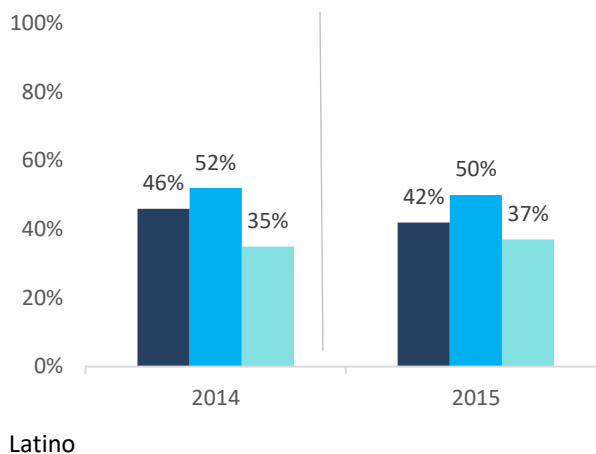
**Contra Costa County**  
*Racial Justice Task Force – Final Report and Recommendations*

A greater proportion of cases with Latino or Black defendants had charge or person enhancements than cases with White defendants.

**Figure 31. Proportion of Cases with Charge Enhancements, by Race\***



**Figure 32. Proportion of Cases with Person Enhancements, by Race\***

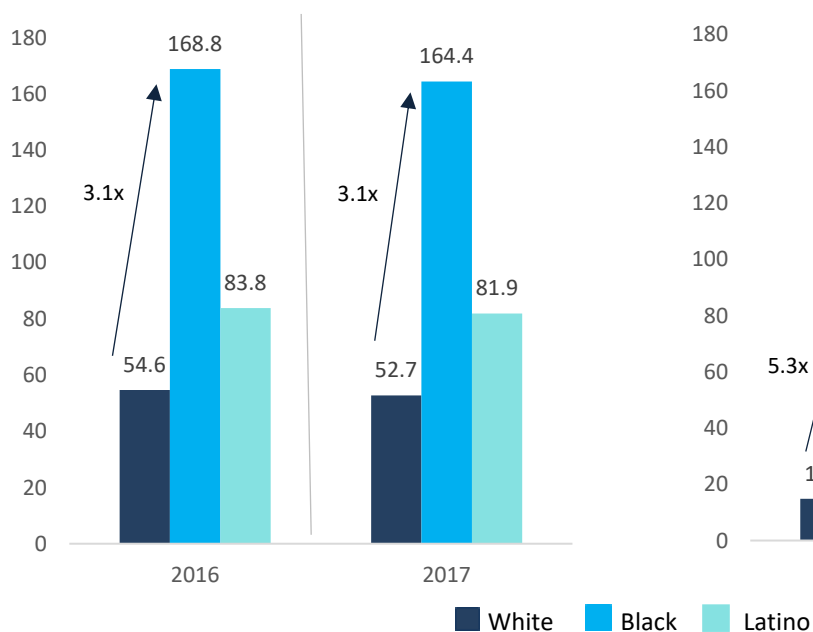


*\*Data from the Public Defender's Office*

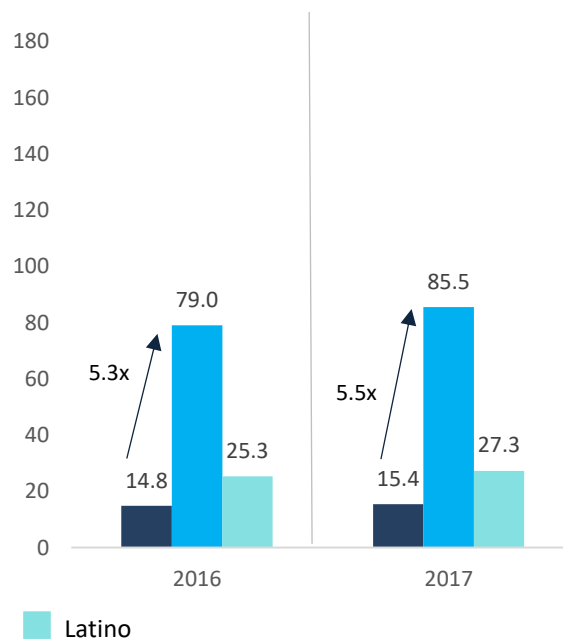
Figure 31 shows in both 2014 and 2015, Latino adults had the highest proportion of cases with charge enhancements. Figure 32 shows both in 2014 and 2015, Black adults had the highest proportion of cases with person enhancements, followed by White adults.

**Black adults were more likely than white adults to have a misdemeanor or felony case filed against them.**

**Figure 33. Misdemeanor Conviction Rates, by Race\***



**Figure 34. Felony Conviction Rates, by Race\***



*\*Data from Contra Costa County Criminal Court*





**Contra Costa County**  
*Racial Justice Task Force – Final Report and Recommendations*

---

Figure 33 shows Black adults were three times more likely to have a misdemeanor conviction than White adults. Figure 34 shows Black adults were more than five times as likely to get a felony conviction than White adults in 2016 and 2017.





## Appendix C. Community Forums

The Racial Justice Task Force hosted two rounds of community forums throughout Contra Costa County. The goal of each community forum was to engage community members with the project and gather community input and feedback on the projects’ areas of focus and set of draft recommendations.

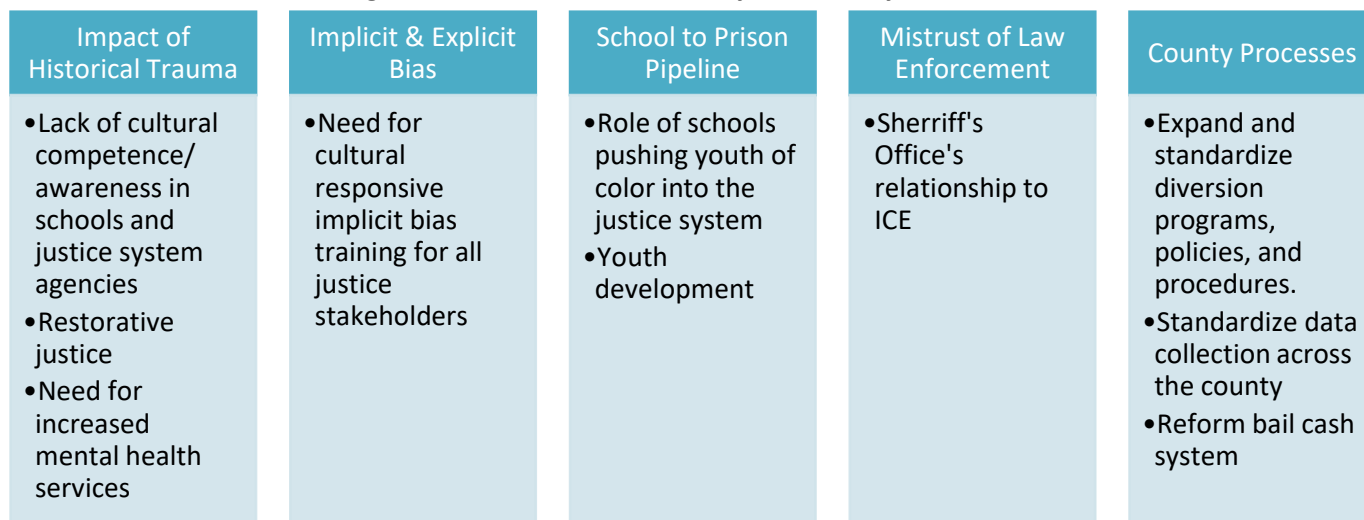
The first round of community forums took place in November and consisted of five community forums in the cities of Concord, Danville, Pittsburg, Richmond, and Antioch. The focus of the first round of community forums was to share the purpose of the Racial Justice Task Force and share work to date. Community members also had the opportunity to provide input towards the project’s areas of focus.

**Table 1. Attendees per Location**

Location	Number of Public Attendees
Concord	32
Danville	35
Pittsburg	34
Richmond	28
Antioch	25

The Racial Justice Coalition, District Attorney, Board of Supervisors, School Board, Teachers, Public Defender, faith-based organizations, and Local Law Enforcement were some of the stakeholders in attendance.

**Figure 35. November Community Forums Key Themes**





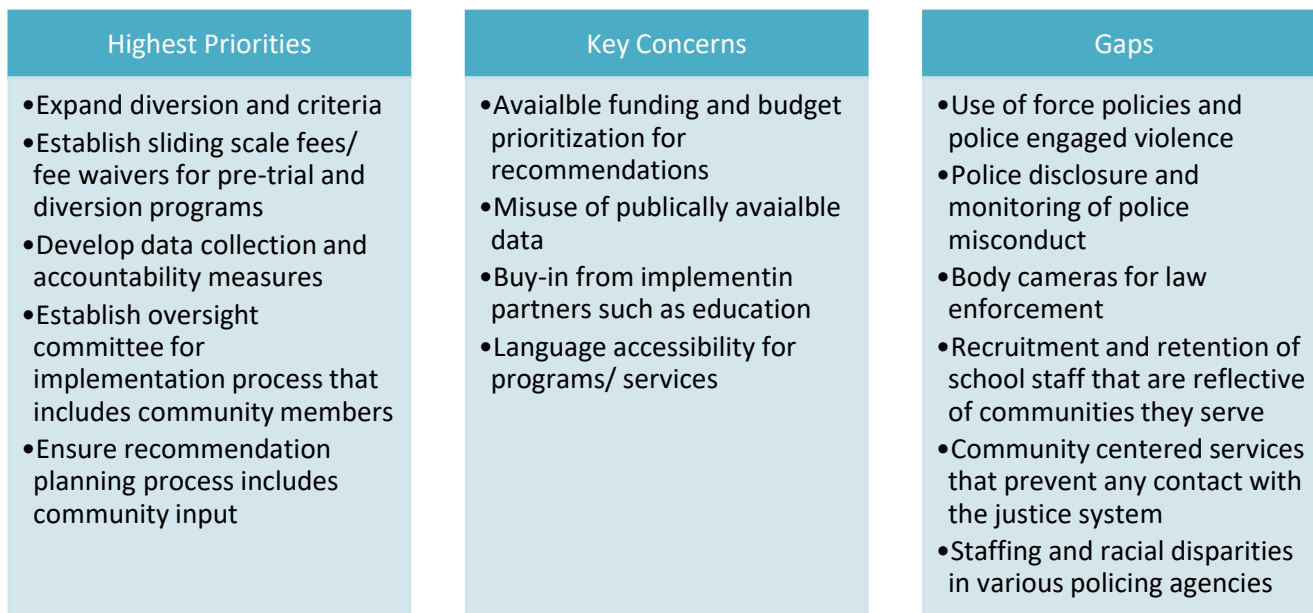
Following the first round of community forums, the Racial Justice Task Force analyzed community input and integrated feedback into areas of focus. After a series of discussions of best practices, current practices, and analysis of racial disparities in the county, the Racial Justice Task Force drafted a set of preliminary recommendations for the Board of Supervisors. The purpose of the second round of community forums was to share the set of preliminary set of recommendations and solicit feedback for any revisions, additions, or removals of drafted recommendations.

Table 2. Attendees per Location

Location	Number of Public Attendees
Walnut Creek	59
Antioch	24
Richmond	28

The Racial Justice Coalition, District Attorney, Board of Supervisors, School Board, Teachers, Public Defender, Behavioral Health, community-based organizations, faith-based organizations, Local Law Enforcement, and residents were some of the stakeholders in attendance.

Figure 36. May Community Forums Key Themes





# RJTF Recommendations

## Oversight and Accountability

- 1) The Racial Justice Task Force recommends that the Board of Supervisors appoint a Racial Justice Oversight Body (RJOB) to oversee the implementation of the recommendations made by the Task Force, as specified by the Board of Supervisors. The RJOB would meet on a quarterly basis and report to the Board on an annual basis. The RJOB shall be made up of the following members:
  1. A representative from the Superior Court, as a non-voting member
  2. The Sheriff or his designee
  3. The Chief Probation Officer or his designee
  4. The Public Defender or her designee
  5. The District Attorney or her designee
  6. A representative from a local law enforcement agency, nominated by the Contra Costa County Police Chiefs' Association
  7. A representative from the Contra Costa County Board of Education
  8. A representative from Contra Costa County Health Services
  9. Eight community-based representatives, that include at a minimum:
    - a. Two members of the Racial Justice Coalition,
    - b. Two individuals with prior personal criminal or juvenile justice system involvement,
    - c. Three representatives from community-based organizations that work with individuals in the justice system, including at least one person who works directly with youth
    - d. One representative from a faith-based organization*Any individual may meet more than one of these qualifications.*

The RJTF further recommends that the work of this body be staffed by the County Office of Reentry and Justice, and that funds for facilitation be allocated through an RFP process.

- 1) a. The RJOB should or a subcommittee thereof should review local criminal and juvenile justice data in order to identify and report on racial disparities. This will include a review of use-of-force data, as available from the California Department of Justice's Open Justice data.

## Diversion

- 2) With the goal of reducing racial disparities in the Contra Costa County criminal justice system, form a committee to recommend countywide criteria and protocols for formal and informal diversion. The recommendations shall be evidence-based and follow established best practices. In considering what criteria and protocols to recommend, the committee shall
  1. Develop separate recommendations for adult and juvenile populations.
  2. Strive to ensure the broadest possible pool of eligible participants.



**Contra Costa County**  
*Racial Justice Task Force – Final Report and Recommendations*

---

- 3. Strive to ensure that prior criminal justice involvement does not bar a person’s eligibility for diversion.
- 4. Ensure that the inability to pay for the costs of diversion will not prohibit participation.
- 5. Recommend, as appropriate, partnerships between law enforcement agencies and community-based organizations to provide diversion services and oversight.

This committee may be a subgroup of the Racial Justice Oversight Body (RJOB) and will report to the RJOB.

- 3) Expand the use of crisis intervention teams, mobile crisis teams, and behavioral health assessment teams so they are available across the County.
- 4) Local law enforcement agencies shall issue citations and establish non-enforcement diversion programs as an alternative to arrests.

**Data**

- 5) All Contra Costa County criminal justice agencies and local law enforcement agencies shall collect individual-level data on all individual encounters with criminal and juvenile justice systems and processes. In so doing, they should consult best practices to balance data needs with confidentiality regulations.
  - a. Office of Reentry and Justice shall publish race-specific data online on all of the above to create greater transparency and accountability of the County criminal justice agencies and local enforcement agencies.
  - b. All Contra Costa County criminal justice agencies and local law enforcement agencies shall improve capacity for data collection and analysis including expanding staff with data analysis capabilities.
  - c. Office of Reentry and Justice shall support analysis of interventions implemented through the RJTF to measure efficacy and assess impact on racial disparities.

**County Support for Local Agencies**

- 6) The County shall work with local enforcement agencies to seek funds that support the integration of de-escalation and behavioral health intervention trainings into local enforcement agency regional academy and/or department orientations.
  - a. The County shall work with local enforcement agencies to seek funds to implement improved procedural justice practices and implicit bias training.
    - i. Identify funding for procedural justice training utilizing the train the trainer model.
    - ii. Work with the Chief’s Association to create a forum to share information and strengthen promising practices around procedural justice and implicit bias trainings.
- 7) In addition, local enforcement agencies in Contra Costa County should:
  - i. Ensure inclusion of de-escalation and behavioral health intervention trainings into local enforcement agency regional academy and/or department orientations



**Contra Costa County***Racial Justice Task Force – Final Report and Recommendations*

---

- ii. Provide procedural justice and implicit bias training to all staff
- 8) The County Office of Education shall provide resources to incentivize school districts to explore, evaluate, implement or expand existing non-punitive discipline practices, such as Positive Behavioral Interventions Support (PBIS) and Restorative Justice (RJ) practices.
  - i. Identify funding for continuous training and technical assistance to all schools in the County to support implementation of PBIS and Restorative Justice, as well as data collection to assess implementation and impact.
- 9) The County Office of Education shall work with school districts to provide behavioral health services such as counseling, peer support, and early intervention services for youth presenting signs of emotional, mental, and/or behavioral distress.

### Community Engagement and Services

- 10) County criminal justice agencies shall establish formal partnerships with community-based organizations to provide greater capacity for
  - i. diversion,
  - ii. reentry programs,
  - iii. alternatives to detention
  - iv. pretrial services
  - v. in custody programming

All community-based organizations receiving funding from the County shall be evaluated for efficacy and effectiveness of program goals and objectives to ensure populations are appropriately served. Community input shall be an integral part of this process.

- 11) Establish a community capacity fund to build the capacity of community-based organizations – especially those staffed by formerly incarcerated individuals – to contract with the County and provide services to reentry clients.
- 12) The County and/or RJOB shall collaborate with the Community Corrections Partnership- Executive Committee (CCP-EC) to consider increasing realignment funding for community services.

### Practices Related to Trial and Adjudication Processes

- 13) Encourage the Superior Court to return to the process of jury selection whereby jurors are called to service to their local branch court for misdemeanor trials.
- 14) The Public Defender's Office shall hire social workers who can assess clients' psychosocial needs and link them to services.
- 15) The Public Defender's Office, either directly or through partnerships with community-based organizations, should offer civil legal representation to clients. For youth, this should focus on educational advocacy.

### Confinement

- 16) Expand eligibility for Pre-Trial Services and increase Pre-Trial Services staffing, with a focus on reducing racial disparities and replacing the money bail system.



**Contra Costa County***Racial Justice Task Force – Final Report and Recommendations*

---

- 17) Expand the current pre-release pilot to serve all individuals in custody.
- 18) Establish an independent grievance process for individuals in custody in County adult detention facilities to report concerns related to conditions of confinement based on gender, race, religion, and national origin. This process shall not operate via the Sheriff's Office or require any review by Sheriff's Office staff.
- 19) Establish an independent monitoring body to oversee conditions of confinement in County adult detention facilities based on gender, race, religion, and national origin and report back to the Board of Supervisors.

**Other**

- 20) All County staff shall participate in and complete implicit bias training.



Contra Costa County Racial Justice Coalition  
cccrjinfo@gmail.com  
June 19, 2018

Contra Costa County Board of Supervisors

Dear Chair Mitchoff, Vice-Chair Gioia, and Supervisors Anderson, Burgis, and Glover,

The Contra Costa County Racial Justice Coalition has been deeply involved with the work of the County's Racial Justice Task Force. We are glad that the Task Force is now ready to report its recommendations for reducing racial disparities in our criminal and juvenile justice systems. We ask you to accept them in full although we know that, even when you do, there will still be a great deal of work to be done.

Our primary concern is that, although the first mandate you gave the Task Force in April, 2016 ("Research and identify consensus measures within the County to reduce racial disparities in the criminal justice system") has now – to some extent – been completed, two crucial mandates remain in order to achieve any substantive change. These are:

- to plan and oversee implementation of the measures once identified; and
- to report back to the Board of Supervisors on progress made toward reducing racial disparities within the criminal justice system.

Therefore, we ask you to create without delay all that's needed to implement, oversee, and report back on these recommendations.

One of the most important recommendations put forth by the Task Force includes the creation of a Racial Justice Oversight Body with strong community representation. The Racial Justice Coalition strongly supports this recommendation and stands ready to nominate representatives to serve on this body to provide oversight and reporting.

Overall, the Coalition believes the Task Force's recommendations are good, though extremely broad in their current form. The recommendations will mean little without the necessary allocation of personnel responsible for turning them into specific policies and practices, along with the skilled facilitation and dedicated funding to make that happen.

The data on racial disparities in our criminal and juvenile justice systems included in the Task Force's report remains as disturbing as the data that led you to create the Task Force two years ago. We expect you to take decisive action to create and fund the next steps needed to help reduce these disparities and achieve a higher level of justice for all County residents.

Respectfully,

The Contra Costa County Racial Justice Coalition



Contra  
Costa  
County

To: Board of Supervisors  
From: David Twa, County Administrator  
Date: July 24, 2018

Subject: TRUTH ACT COMMUNITY FORUM

---

**RECOMMENDATION(S):**

1. HOLD a community forum regarding the provision of access of certain individuals to the federal Immigration and Customs Enforcement Agency, pursuant to Government Code section 7283.1(d);

- a. RECEIVE opening staff report from the County Administrator's Office;
- b. PRESENTATION from Contra Costa Immigration Rights Alliance;
- c. RECEIVE report from the Sheriff-Coroner;
- d. RECEIVE report from the County Probation Officer;
- e. OPEN Public Comment;

**FISCAL IMPACT:**

No fiscal impact.

---

APPROVE

OTHER

RECOMMENDATION OF CNTY ADMINISTRATOR

RECOMMENDATION OF BOARD COMMITTEE

---

Action of Board On: **07/24/2018**  APPROVED AS RECOMMENDED  OTHER

Clerks Notes:

**VOTE OF SUPERVISORS**

I hereby certify that this is a true and correct copy of an action taken and entered on the minutes of the Board of Supervisors on the date shown.

ATTESTED: July 24, 2018

Contact: Timothy M. Ewell,  
(925)335-1036

David J. Twa, County Administrator and Clerk of the Board of Supervisors

By: , Deputy

cc: Hon. David O. Livingston, Sheriff-Coroner, Todd Billecci, County Probation Officer

## BACKGROUND:

### **Background**

In 2016, the Governor signed into law the Transparent Review of Unjust Transfers and Holds Act, also known as the "TRUTH Act." Beginning in 2018, the TRUTH Act requires the governing body of a local government, such as Contra Costa County, to hold a community forum if a "local law enforcement agency" operated by the County provided the federal Immigration and Customs Enforcement (ICE) agency with "ICE access" to individuals for civil immigration enforcement purposes during the prior calendar year. (Government Code section 7283.1(d))

The TRUTH Act defines a "local law enforcement agency" in a broader context than other areas of statute. Specifically, the Act defines a "local law enforcement agency", as a department that:

1. enforces criminal laws, regulations or local ordinances;
2. operates a jail or juvenile detention facility;
3. maintains custody of individuals in a jail or in a juvenile detention facility; OR
4. monitors compliance with probation or parole conditions

In addition, "ICE access" is defined by the TRUTH Act as any of the following:

1. Responding to an ICE hold, notification, or transfer request;
2. Providing ICE with advance notice of detention facility release information that is not otherwise available to the public;
3. Providing ICE with non-public information regarding detention facility release dates, home or work addresses;
4. Permitting ICE to interview an individual; OR
5. Providing ICE with probation or parole check-in dates and times

### **County Process to Determine Necessity of Community Forum**

The County has been tracking various legislation related to immigration and has been aware of its responsibility to determine whether or not a TRUTH Act Community Forum is required to be held. Since the definition of "local law enforcement agency" described above is broad and the definition of "ICE access" is so specific, the County Administrator's Office determined that each department within the County would be required to certify the following:

1. Whether the department was a "local law enforcement agency" as defined by the TRUTH Act; and
2. If the department is a "local law enforcement agency", then did the department provide "ICE access" during calendar year 2017.

On May 1, 2018, the County Administrator sent correspondence to department heads requesting that each certify to the above two questions and requested responses by end of business on June 1, 2018. A copy of the County Administrator's letter and certification form are included in today's agenda packet as Attachment A. In addition, a summary of responses from each department has been included as Attachment B.

The Probation Department and Sheriff's Office reported as having provided ICE access in calendar year 2017.

## **Community Forum Requirements and Request for Information from Departments**

Once it has been determined that a community forum is necessary, statute provides that the community forum be scheduled with thirty-days advance notice to the public and that local law enforcement agencies participating in the forum may provide the governing board with certain information. Specifically, those agencies may provide the number and demographic characteristics of individuals whose information was disclosed to ICE through a hold, transfer, or notification request or through other means. Further, the data may be provided in the form of statistics or, if such statistics are not maintained, individual records, provided that personally identifiable information is redacted.

On June 15, 2018, County Administrator sent correspondence to the Probation Department and the Sheriff's Office, the two local law enforcement agencies that certified to having provided ICE access during 2017, requesting information about that access for inclusion in today's agenda packet. A copy of the County Administrator's correspondence to the Probation Department and Sheriff's Office has been attached to today's agenda packet as Attachments C and D, respectively.

On June 23, 2018, the East Bay Times, a newspaper of general circulation within Contra Costa County, published formal notice of the Forum in compliance with the thirty-day public notice requirement. A copy of the Proof of Publication issued by the East Bay Times is attached to today's agenda packet as Attachment E. In addition to this formal notice, the date and time of the County's Community Forum has been widely circulated through the Public Protection Committee, by immigration advocacy organizations and in the local press.

## **Community Engagement Component**

On February 7, 2017, the Board of Supervisors referred to its Public Protection Committee a review of law enforcement participation and coordination with ICE. Over the course of the last year, the Committee has held several meetings to discuss the topic with issues ranging from departmental immigration policies, tracking of state legislation related to immigration and reviewing the status of federal litigation from around the country related to immigration. In general, the Committee meetings have been well attended by members of the public, advocates for the undocumented immigrant community and, earlier in the referral process, advocates for immigrants that are documented residents.

Once it was determined that a TRUTH Act community forum was necessary, the Public Protection Committee announced that interested parties should coordinate with the County Administrator's Office prior to the Community Forum to provide suggestions as to its format. Staff received four public comments regarding the Forum; three via electronic mail from interested individuals and one from the Contra Costa Immigration Rights Alliance (CCIRA), via the California Immigration Policy Center, with a request to meet with the County.

County staff held two in-person meetings with members of CCIRA, which included a delegation of representatives from the immigrant advocacy community, including the American Civil Liberties Union (ACLU), Multi-Faith Immigration Coalition for Action, East Bay Alliance for Sustainable Economy and the California Immigrant Youth Justice Alliance.

Following those meetings, the County agreed to provide two enhancements to the Community Forum format. Specifically, the County agreed to:

1. Immigration Advocacy Presentation: Allow for a coordinated presentation by the immigration advocacy community represented by Ms. Saira Hussain, Staff Attorney for the

Criminal Justice Reform Program at Asian Americans Advancing Justice, a national non-profit with a self-described mission to “...*advance the civil and human rights for Asian Americans and to build and promote a fair and equitable society for all.*” ; and

2. Real-Time Public Comment: Allow for “real-time” public comment to be submitted during the Forum, which allows interested parties that are unable to attend in-person, but are following the Forum through the County’s television, web or mobile platforms an opportunity to provide written public comment through a focused email address – TRUTHAct@cob.cccounty.us. The email address was distributed to the ACLU representative participating in discussions with CCIRA on July 12, 2018 with a request to distribute in any future correspondence to interested parties.

CCIRA has forwarded a copy of their presentation for publication in today’s agenda packet and is attached as Attachment F.

## **Local Law Enforcement Agency Information**

In response to the County Administrator’s June 15<sup>th</sup> request outlined above, the Probation Department and the Sheriff’s Office provided information regarding the provision of ICE access in calendar year 2017. The Probation Department and Sheriff’s Office responses are included as Attachment G and Attachment H, respectively, in today's agenda packet.

### CONSEQUENCE OF NEGATIVE ACTION:

The TRUTH Act community forum is required to be held by the governing board of a local agency pursuant to Government Code section 7283.1(d) if a local law enforcement agency within that jurisdiction has provided ICE access to an individual. The statute only requires that the community forum be convened and does not require that any action be taken by the local governing board. Should the Board choose not to hold the community forum it must be scheduled for a future date to comply with state law.

### CHILDREN'S IMPACT STATEMENT:

No impact.

### ATTACHMENTS

Attachment A - Letter: County Administrator to Department Heads re: TRUTH Act Certification, May 1, 2018

Attachment B - Summary of Department Responses re: ICE Access

Attachment C - Letter: County Administrator to Probation Department re: Materials for Community Forum

Attachment D - Letter: County Administrator to Sheriff's Office re: Materials for Community Forum

Attachment E - TRUTH Act Community Forum Public Notice - Proof of Publication

Attachment F - Presentation: Contra Costa Immigration Rights Alliance (CCIRA)

Attachment G - Staff Report: Probation Department - Provision of ICE Access

Attachment H - Presentation: Sheriff's Office - Provision of ICE Access

Assembly Bill 2792 (Chapter 768, Statutes of 2016)

**County of Contra Costa**  
**OFFICE OF THE COUNTY ADMINISTRATOR**  
**MEMORANDUM**

DATE: MAY 1, 2018

*Via Electronic Mail*

TO: DEPARTMENT HEADS

FROM: DAVID J. TWA, County Administrator

*TIME FOR DST*

SUBJECT: **TRUTH ACT COMMUNITY FORUM**

In 2016, the Governor signed into law the **Transparent Review of Unjust Transfers and Holds Act**, also known as the “TRUTH Act.”<sup>1</sup> Beginning in 2018, the TRUTH Act requires the governing body of a local government, such as the County of Contra Costa, to hold a Community Forum if a law enforcement agency within the County provided the federal Immigration and Customs Enforcement (ICE) agency access to individuals for civil immigration enforcement purposes during the prior calendar year.

**How might the Community Forum requirement apply to your Department?**

A Community Forum may be required if your department is a “local law enforcement agency” as defined by the TRUTH Act, as a department that:

- ✓ enforces criminal laws, regulations or local ordinances;
- ✓ operates a jail or juvenile detention facility;
- ✓ maintains custody of individuals in a jail or in a juvenile detention facility; *or*
- ✓ monitors compliance with probation or parole conditions

If your department is a local law enforcement agency, you must determine if the department provided ICE access in calendar year 2017. ICE Access includes:

- ✓ Responding to an ICE hold, notification, or transfer request;
- ✓ Providing ICE with advance notice of release information;
- ✓ Providing ICE with non-public information regarding release dates, home or work addresses;
- ✓ Permitting ICE to interview an individual; *or*
- ✓ Providing ICE with probation or parole check-in dates and times

**Next Steps for Every Department:**

To ensure compliance with the Community Forum requirement of the TRUTH Act, each department head must complete the attached certification form to determine: 1) whether your department qualifies as a local law enforcement agency, and 2) if so, whether your department provided ICE with access to individuals at any time in 2017.

<sup>1</sup> CA Gov. Code §§ 7283-7283.2 [Assembly Bill 2792 (Chapter 768, Statutes 2016, effective January 1, 2017)].


Based on your responses, my office may be reaching out to you to assist in preparing for a TRUTH Act Community Forum later this summer.

Should you have any questions regarding the definitions described above, whether your department enforces criminal statutes, or any other issues related to the TRUTH Act, please contact Chief Assistant County Administrator Timothy Ewell at (925) 335-1036 or Deputy County Counsel Cynthia Schwerin at (925) 335-1874 prior to completing and returning your certification form.

Certification Forms must be returned electronically to Timothy Ewell by **end of business on June 1, 2018** at [timothy.ewell@cao.cccounty.us](mailto:timothy.ewell@cao.cccounty.us)

*Attachment*





# CALIFORNIA TRUTH ACT CERTIFICATION FORM

To ensure compliance with the Community Forum requirement of the TRUTH Act, each department head must complete this attached certification form to determine: 1) whether your department qualifies as a local law enforcement agency, and 2) if so, whether your department provided the Immigration Customs Enforcement agency with access to individuals at any time in 2017. Based on your responses, the County Administrator's Office may be reaching out to you to assist in preparing for a TRUTH Act Community Forum later this summer.

Please return this form electronically to Chief Assistant County Administrator Timothy Ewell ([timothy.ewell@cao.cccounty.us](mailto:timothy.ewell@cao.cccounty.us)) no later than **close of business June 1, 2018.**

---

**Complete STEP 1 below and STEP 2 (if necessary):**

**STEP 1. Does your department do any of the following?**

- enforces criminal laws, regulations or local ordinances;
- operates a jail or juvenile detention facility;
- maintains custody of individuals in a jail or in a juvenile detention facility; **OR**
- monitors compliance with probation or parole conditions

Yes [**GO TO STEP 2**]

No [**STOP**]

**STEP 2. In 2017, did your department provide access to the Immigration and Customs Enforcement (ICE) agency for civil immigration enforcement activities?**

"ICE Access" is defined as providing any of the following to ICE:

- Responding to an ICE hold, notification, or transfer request;
- Providing ICE with advance notice of release information;
- Providing ICE with non-public information regarding release dates, home or work addresses;
- Permitting ICE to interview an individual; **OR**
- Providing ICE with probation or parole check-in dates and times

Yes

No

*I declare that the information provided by me on the above form is true and correct to the best of my knowledge and belief.*

---

**Department Head Signature**

---

**Department Head Name**

---

**Department Name**

**TRUTH Act Certification Summary, By Department  
Calendar Year 2017**

**Attachment B**

<b>Department</b>	<b>Local Law Enforcement Dept?</b>	<b>Provided ICE Access?</b>
Agriculture	No	
Animal Services	Yes	No
Assessor	No	
Auditor-Controller	Yes	No
Child Support Services	No	
Conservation and Development	Yes	No
County Administrator	No	
County Clerk-Recorder/Elections	No	
County Counsel	No	
District Attorney	Yes	No
Employment and Human Services	No	
Health Services	No	
Human Resources	No	
Information Technology	No	
Library	No	
Probation Department	Yes	Yes
Public Defender	No	
Public Works	No	
Risk Management	No	
Sheriff-Coroner	Yes	Yes
Treasurer-Tax Collector	No	
Veterans Services	No	
<b>Fire Districts:</b>		
Contra Costa County FPD	Yes	No
Crockett-Carquinez	No	

**County of Contra Costa**  
**OFFICE OF THE COUNTY ADMINISTRATOR**  
**MEMORANDUM**

DATE: JUNE 15, 2018

*Via Electronic Mail*

TO: TODD BILLECI, County Probation Officer

FROM: TIMOTHY M. EWELL, Chief Assistant County Administrator

*TME*

SUBJECT: **TRUTH ACT COMMUNITY FORUM MATERIALS**

---

The County Administrator's Office is in receipt of TRUTH Act Certification Forms from County departments related to the provision of access to undocumented immigrants to the Immigration and Customs Enforcement (ICE) Agency during calendar year 2017. Based on the responses received, it is necessary for the Board of Supervisors to hold a community forum pursuant to Government Code § 7283.1(d).

In preparation for the forum, the County Administrator's Office will prepare a staff report providing background information about the TRUTH Act and the due diligence process undertaken to determine whether a community forum is required for calendar year 2017. In addition, the Act provides that...

*"...As part of this forum, the local law enforcement agency may provide the governing body with data it maintains regarding the number and demographic characteristics of individuals to whom the agency has provided ICE access, the date ICE access was provided, and whether the ICE access was provided through a hold, transfer, or notification request or through other means. Data may be provided in the form of statistics or, if statistics are not maintained, individual records, provided that personally identifiable information shall be redacted."*

The community forum has been scheduled for Tuesday, July 24, 2018 at 2:00pm. Please forward any data identified in the referenced statute above that you would like to be included in the Board of Supervisors' agenda packet to my attention no later than end of business on Monday, July 16, 2018 to ensure compliance with the Ralph M. Brown Act and the Better Government Ordinance.

Thank you.

cc: *David J. Twa, County Administrator*  
*Lesha Roth, Assistant County Probation Officer*

**County of Contra Costa**  
**OFFICE OF THE COUNTY ADMINISTRATOR**  
**MEMORANDUM**

DATE: JUNE 15, 2018

*Via Electronic Mail*

TO: HON. DAVID O. LIVINGSTON, Sheriff-Coroner

FROM: TIMOTHY M. EWELL, Chief Assistant County Administrator



SUBJECT: **TRUTH ACT COMMUNITY FORUM MATERIALS**

---

The County Administrator's Office is in receipt of TRUTH Act Certification Forms from County departments related to the provision of access to undocumented immigrants to the Immigration and Customs Enforcement (ICE) Agency during calendar year 2017. Based on the responses received, it is necessary for the Board of Supervisors to hold a community forum pursuant to Government Code § 7283.1(d).

In preparation for the forum, the County Administrator's Office will prepare a staff report providing background information about the TRUTH Act and the due diligence process undertaken to determine whether a community forum is required for calendar year 2017. In addition, the Act provides that...

*"...As part of this forum, the local law enforcement agency may provide the governing body with data it maintains regarding the number and demographic characteristics of individuals to whom the agency has provided ICE access, the date ICE access was provided, and whether the ICE access was provided through a hold, transfer, or notification request or through other means. Data may be provided in the form of statistics or, if statistics are not maintained, individual records, provided that personally identifiable information shall be redacted."*

The community forum has been scheduled for Tuesday, July 24, 2018 at 2:00pm. Please forward any data identified in the referenced statute above that you would like to be included in the Board of Supervisors' agenda packet to my attention no later than end of business on Monday, July 16, 2018 to ensure compliance with the Ralph M. Brown Act and the Better Government Ordinance.

Thank you.

cc: *David J. Twa, County Administrator*  
*Michael V. Casten, Undersheriff*

**Contra Costa Times**

175 Lennon Lane, Suite 100  
Walnut Creek, CA 94598  
925-943-8019

2004197

CLERK OF THE BOARD OF SUPERVISORS  
STEPHANIE MELLO  
651 PINE ST., 1ST FL.  
MARTINEZ, CA 94553-1275

**PROOF OF PUBLICATION**

**FILE NO. 2938 TRUTH Act Forum 7/24/18**

In the matter of

**Contra Costa Times**

I am a citizen of the United States. I am over the age of eighteen years and I am not a party to or interested in the above entitled matter. I am the Legal Advertising Clerk of the printer and publisher of the Contra Costa Times, a newspaper published in the English language in the City of Walnut Creek, County of Contra Costa, State of California.

I declare that the Contra Costa Times is a newspaper of general circulation as defined by the laws of the State of California as determined by court decree dated October 22, 1934, Case Number 19764. Said decree states that the Contra Costa Times is adjudged to be a newspaper of general circulation for the City of Walnut Creek, County of Contra Costa and State of California. Said order has not been revoked.

I declare that the notice, of which the annexed is a printed copy, has been published in each regular and entire issue of said newspaper and not in any supplement thereof on the following dates, to wit:

**06/23/2018**

I certify (or declare) under the penalty of perjury that the foregoing is true and correct.

Executed at Walnut Creek, California.  
On this 23th day of June, 2018.



\_\_\_\_\_  
Signature

Legal No. **0006175961**

**NOTICE OF COMMUNITY FORUM**

**NOTICE IS HEREBY GIVEN** that on July 24, 2018 at 2:00 pm in the Contra Costa County Board of Supervisors Chambers, 651 Pine Street, 1st Floor, Martinez, CA, a community forum will be held pursuant to Government Code section 7283.1 to receive public comment regarding federal Immigration and Customs Enforcement (ICE) access to individuals for civil immigration enforcement that was given by County law enforcement departments in 2017.

Dated: June 23, 2018

DAVID J. TWA  
Clerk of the Board of Supervisors and County Administrator

June McHuen, Deputy Clerk  
**CCT #6175961; Jun. 23, 2018**

# THE TRUTH ACT AND OTHER RELATED LAWS

**Presented by:**

Saira Hussain, Criminal Justice Reform Staff Attorney  
Advancing Justice – Asian Law Caucus

July 24, 2018



# I. Overview of the Contra Costa Immigrant Rights Alliance

# History

- The Contra Costa Immigrant Rights Alliance (CCIRA) was established in 2017 by legal and community-based organizations aiming to advance immigrant rights and promote resources for all Contra Costa residents regardless of immigration status.
- CCIRA was formed after an article was published in the East Bay Express about the Probation Department and the Custody Alternative Facility turning people over to ICE during appointments.



## **Ambushed: Contra Costa County Law Enforcement Sets Up Surprise Stings To Help Federal Immigration Agents Arrest and Deport Immigrants**

Chris Kim said his arrest and detention by ICE, with assistance from the Contra Costa Sheriff's Office, cost him his jobs, car, and apartment.

Image credit: Bert Johnson

### **From:**

Story: [Ambushed: Contra Costa County Law Enforcement Sets Up Surprise Stings To Help Federal Immigration Agents Arrest and Deport Immigrants](#) (January 10, 2017)

Uploaded: | [Post](#) / [Read Comments](#) (14)

*Credit: Bert Johnson / East Bay Express*



# Activities and Accomplishments



- In 2017, CCIRA successfully secured funding through a foundation-county partnership to establish Stand Together Contra Costa, a county rapid response system to respond to increasing immigration enforcement. In March 2018, Stand Together officially launched with a 24-hour hotline, two attorneys, and a coordinator.
- In 2017, CCIRA advocated for the passage of the CA Values Act (SB 54), which was signed into law on October 5, 2017.

# Activities and Accomplishments

- Beginning in October 2017, CCIRA worked with the Probation Department to draft an SB 54-compliant policy that prevented officers from informing ICE about a probationer's appointment. The policy was finalized in December 2017.
- Throughout 2017 and 2018, CCIRA has been at the forefront of advocating for immigrant rights in Contra Costa, including pushing back against the Sheriff's publicizing of release dates, denouncing the proposed immigration jail at the Concord Naval Weapons Station, and pushing for disentangling both the Sheriff's Office and Probation Department from ICE.



# TRUTH Act & Other Related Laws

# ICE's Enforcement Programs

- **Secure Communities** (“S-Comm”): program that relies on fingerprint data at the time of a person’s booking into a local jail to identify noncitizens who may be deportable
  - Potentially deportable → ICE sends detainer request to local jail



## How S-Comm Works



# ICE's Enforcement Programs

- An ICE detainer request is a **voluntary request** that Immigration and Customs Enforcement (“ICE”) sends to local law enforcement.
  - ▣ The request can ask that local law enforcement **hold** a person for up to 48 hours past his/her release date so that ICE can pick up the person and take him/her into immigration custody. *Under SB 54, local law enforcement is prohibited from holding anyone for extra time for ICE.*
  - ▣ The request can ask that local law enforcement **notify** ICE about the person's **date and time of release** so that ICE can pick up the person upon release and take him/her into immigration custody.

DEPARTMENT OF HOMELAND SECURITY  
**IMMIGRATION DETAINER - NOTICE OF ACTION**

Subject ID: Event #:	File No: Date:
-------------------------	-------------------

TO: (Name and Title of Institution - OR Any Subsequent Law Enforcement Agency)	FROM: (Department of Homeland Security Office Address)
--	--

Name of Alien: \_\_\_\_\_

Date of Birth: \_\_\_\_\_ Citizenship: \_\_\_\_\_ Sex: \_\_\_\_\_

**1. DHS HAS DETERMINED THAT PROBABLE CAUSE EXISTS THAT THE SUBJECT IS A REMOVABLE ALIEN. THIS DETERMINATION IS BASED ON (complete box 1 or 2).**

- A final order of removal against the alien;
- The pendency of ongoing removal proceedings against the alien;
- Biometric confirmation of the alien's identity and a records check of federal databases that affirmatively indicate, by themselves or in addition to other reliable information, that the alien either lacks immigration status or notwithstanding such status is removable under U.S. immigration law, and/or
- Statements made by the alien to an immigration officer and/or other reliable evidence that affirmatively indicate the alien either lacks immigration status or notwithstanding such status is removable under U.S. immigration law.

**2. DHS TRANSFERRED THE ALIEN TO YOUR CUSTODY FOR A PROCEEDING OR INVESTIGATION (complete box 1 or 2).**

- Upon completion of the proceeding or investigation for which the alien was transferred to your custody, DHS intends to resume custody of the alien to complete processing and/or make an admissibility determination.

**IT IS THEREFORE REQUESTED THAT YOU:**

- **Notify DHS** as early as practicable (at least 48 hours, if possible) before the alien is released from your custody. Please notify DHS by calling  U.S. Immigration and Customs Enforcement (ICE) or  U.S. Customs and Border Protection (CBP) at \_\_\_\_\_ If you cannot reach an official at the number(s) provided, please contact the Law Enforcement Support Center at: (802) 872-6020.
  - **Maintain custody** of the alien for a period **NOT TO EXCEED 48 HOURS** beyond the time when he/she would otherwise have been released from your custody to allow DHS to assume custody. The alien **must be served with a copy of this form** for the detainer to take effect. This detainer arises from DHS authorities and should not impact decisions about the alien's bail, rehabilitation, parole, release, diversion, custody classification, work, quarter assignments, or other matters
  - Relay this detainer to any other law enforcement agency to which you transfer custody of the alien.
  - Notify this office in the event of the alien's death, hospitalization or transfer to another institution.
- If checked: please cancel the detainer related to this alien previously submitted to you on \_\_\_\_\_ (date).

\_\_\_\_\_  
 (Name and title of Immigration Officer) (Signature of Immigration Officer) (Sign in ink)

**Notice:** If the alien may be the victim of a crime or you want the alien to remain in the United States for a law enforcement purpose, notify the ICE Law Enforcement Support Center at (802) 872-6020. You may also call this number if you have any other questions or concerns about this matter.

**TO BE COMPLETED BY THE LAW ENFORCEMENT AGENCY CURRENTLY HOLDING THE ALIEN WHO IS THE SUBJECT OF THIS NOTICE:**

Please provide the information below, sign, and return to DHS by mailing, emailing or faxing a copy to \_\_\_\_\_

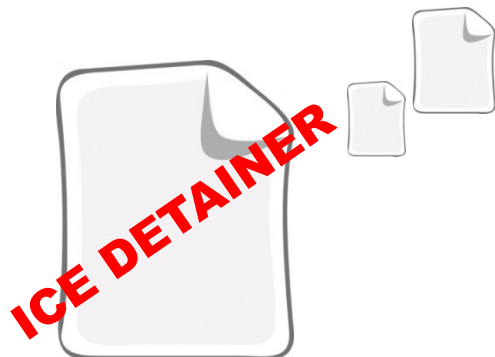
Local Booking/Inmate #: \_\_\_\_\_ Estimated release date/time: \_\_\_\_\_

Date of latest criminal charge/conviction: \_\_\_\_\_ Last offense charged/conviction: \_\_\_\_\_

This form was served upon the alien on \_\_\_\_\_, in the following manner:

in person  by inmate mail delivery  other (please specify): \_\_\_\_\_

\_\_\_\_\_  
 (Name and title of Officer) (Signature of Officer) (Sign in ink)



# Concerns about ICE Entanglement with Local Law Enforcement

## □ 10<sup>th</sup> Amendment

- *Printz v. US* (S.Ct. 1997): 10<sup>th</sup> Amendment prohibits Federal government from commandeering local resources to carry out the Federal government's duties.

## □ 4<sup>th</sup> Amendment

- *Galarza v. Szalczyk* (3d Cir. 2014): **ICE holds are voluntary, not mandatory**, and counties cannot avoid liability for holding an individual who is not deportable for ICE by arguing that detainers are mandatory.
- *Miranda-Olivares v. Clackamas County* (D. Or. 2014): **ICE holds violate Fourth Amendment protections against unreasonable search and seizure because they are not based on a probable cause finding.**


# Concerns about ICE Entanglement with Local Law Enforcement

- Fosters further distrust between immigrant communities and local law enforcement
  - ▣ Makes immigrant communities view local law enforcement and ICE as the same entity
  - ▣ Makes immigrants afraid to report when they are the victim of or a witness to a crime
- Separates local families
- Opens local law enforcement up to liability



# CA TRUST Act (AB 4)

- Effective as of January 1, 2014 (Gov't Code §§ 7282 *et seq.*)
- Prohibited local law enforcement from detaining individuals in response to **ICE hold requests** for most misdemeanor offenses.
- Set statewide floor, not a ceiling.
- Soon after the TRUST Act's passage, several federal courts found that ICE holds are **unconstitutional** under the Fourth Amendment's protections against unreasonable search and seizure because they are not based on a probable cause finding.



Credit: Anibal Ortiz / KPCC

# CA TRUTH Act (AB 2792)

- Effective as of January 1, 2017 (Gov't Code §§ 7283 *et seq.*).
- Requires a person in jail to sign a consent form before an ICE interview that explains the purpose of the interview, that that interview is voluntary, and that the person may decline to be interviewed or interview only with their attorney present.
- Requires local law enforcement agency to inform individual upon receipt of ICE detainer request.
- Requires local law enforcement agency to inform individual and his/her attorney or designee notice if agency agrees to notify ICE of person's release date.

# CA TRUTH Act (AB 2792)

- Requires that all records related to ICE access be public records for purposes of the Public Records Act.
  - ▣ ICE access is defined as responding to an ICE request; providing notification to ICE about a person's date and time of release; providing non-public personal information to ICE; allowing ICE to interview a person; or providing ICE information about probation/parole check-ins.
- Beginning in 2018, requires that the local governing body where a local law enforcement agency has provided ICE access in the previous year hold a community forum to provide information about ICE's access and allow public comment.

# CA Values Act (SB 54)







- The CA Values Act, which was signed into law by Gov. Brown on October 5, 2017, is a state law that limits state and local resources from being used to carry out deportations.



Credit: Irfan Khan / Los Angeles Times

**POLICE-ICE TACTIC**






**UNDER SB 54**

<p><b>Immigration Holds</b></p> 	<p><b>Prohibited.</b></p>
<p><b>Making arrests on civil immigration warrants</b></p> 	<p><b>Prohibited.</b></p>
<p><b>287g</b></p> 	<p><b>Prohibited.</b></p>
<p><b>Asking about immigration status or using immigration agents as interpreters.</b></p> 	<p><b>Prohibited.</b></p>
<p><b>Sharing personal info with ICE (e.g., work, home addresses)</b></p> 	<p><b>Prohibited</b> unless publicly available.</p>
<p><b>Notifying ICE of release dates</b></p> 	<p><b>Prohibited</b> unless:</p> <ul style="list-style-type: none"> <li>• Revised TRUST Act exception applies, including:             <ul style="list-style-type: none"> <li>• Conviction for a felony punishable by imprisonment in state prison at any time</li> <li>• Conviction within past 15 years for any other specified felony. The 15-year "wash" is an improvement on the old TRUST Act standard.</li> <li>• Conviction within the past 5 years for a misdemeanor for a specified wobbler offense.</li> <li>• Charges for a crime that is serious, violent, or punishable by a term in state prison if finding of probable cause has been made by a magistrate pursuant to PC 872.</li> </ul> </li> <li>• If release dates/times are already publicly available, can be shared</li> </ul>

Source: ICE Out of California Coalition

## POLICE-ICE TACTIC

## UNDER SB 54

<p><b>Transfers to ICE</b></p> 	<p><b>Prohibited</b> unless:</p> <ul style="list-style-type: none"><li>• Revised TRUST Act exception applies (see above under notifications)</li><li>• Warrant or probable cause determination from a judge that someone has violated federal criminal immigration law.</li></ul> <p>Local law enforcement required to report number of transfers and basis for transfer to Attorney General's Office.</p>
<p><b>Local arrests for "criminal" violations of immigration law</b></p> 	<p><b>Prohibited</b> except local law enforcement may arrest someone for unlawful re-entry following deportation <i>if</i></p> <ul style="list-style-type: none"><li>• The re-entry is detected during an unrelated law enforcement activity, and</li><li>• The person has a prior "aggravated felony" conviction</li></ul> <p>Any person arrested for unlawful reentry may be transferred to ICE only if a revised TRUST exception applies.</p>
<p><b>ICE interviews in jail and prison</b></p> 	<p>TRUTH Act protections essentially expanded to prisons (can't be interviewed by ICE unless sign consent form prior to interview). Prohibition on providing office space exclusively dedicated to ICE in local jails.</p>
<p><b>Joint Task forces</b></p> 	<p><b>Some limitations and reporting requirements imposed.</b></p> <ul style="list-style-type: none"><li>• Primary purpose of task force must be unrelated to immigration enforcement, and</li><li>• Participation does not violate any local law or policy.</li><li>• Local law enforcement required to report information about joint taskforce operations to CA Attorney General and information is available as a public record.</li></ul>
<p><b>Databases</b></p> 	<p>Attorney General will draft advisory guidelines to ensure that databases are not used for immigration enforcement. State and local law enforcement agencies are encouraged but not required, to adopt guidelines.</p>



# Contra Costa County & ICE

# Sheriff's Office and ICE



- In January 2017, the East Bay Express reported that several staff members from the Custody Alternative Facility had been involved in setting up arrests with ICE during check-ins.
- The Sheriff's Office's policy revised on May 9, 2017 allowed notifying ICE about a person's release date from custody if the person was excepted from the TRUST Act.



# Probation Department and ICE



- In January 2017, the East Bay Express reported that it had obtained emails from the Probation Department that showed probation officers setting up arrests with ICE during probation appointments.
- In December 2017, after consulting with community-based organizations, the Probation Department issued an updated policy prohibiting probation officers from setting up arrests with ICE during probation appointments.

# Questions?



## Contact information:

Saira Hussain

Staff Attorney, Criminal Justice Reform

Advancing Justice – Asian Law Caucus

(415) 848-7707

[sairah@advancingjustice-alc.org](mailto:sairah@advancingjustice-alc.org)

**Probation Department**  
Administrative Office

50 Douglas Drive, Suite 201  
Martinez, CA 94553  
(925) 313-4180  
FAX (925) 313-4191

**Contra  
Costa  
County**



**Todd Billeci**  
County Probation Officer

**To:** The Contra Costa County Board of Supervisors

**From:** Todd Billeci, Chief Probation Officer

**Date:** 7/24/18

**Re:** Truth Act Community Forum

---

Government Code 7283.1 (d) states that beginning January 1, 2018, the county in which a local law enforcement agency has provided ICE access to an individual during the previous year shall hold a community forum during the following year.

Government Code 7283.1(d) further states, "As part of this forum, the local law enforcement agency may provide the governing body with data it maintains regarding the number and demographic characteristics of individuals to whom the agency has provided ICE access, the date ICE access was provided, and whether the ICE access was provided through a hold, transfer, or notification request or through other means."

In response to Government Code 7283.1(d), on or about 5/30/17, Probation confirmed the address of an adult probationer, who was on felony probation with sex offender terms and conditions of probation, with an ICE official. Confirming the address of the aforementioned probationer was the extent to which Probation provided ICE access to an individual in 2017.



Contra Costa County  
Office of the Sheriff  
ICE Access Forum – 2017 Report  
*Cal Gov. Code Section 7283.1(d)*

Contra Costa County  
Office of the Sheriff  
ICE Access Forum – 2017 Report

## **Background**

1. Review current Sheriff's Office General Policy on Immigration Status
2. Brief overview of Field Operations relative to ICE Access
3. Overview of Custody Operations relative to ICE Access

Contra Costa County  
Office of the Sheriff  
ICE Access Forum – 2017 Report

**Sheriff's Office General Policy No. 1.02.28**

1. “No person shall be contacted, detained or arrested solely on the basis of his or her immigration status.”
2. “...the immigration status of a person, and the lack of immigration documentation should have no bearing on the manner in which Deputies execute their duties.”

Contra Costa County  
Office of the Sheriff  
ICE Access Forum – 2017 Report

**General Policy No. 1.02.28 (Continued)**

- 3 IMMIGRATION DETAINERS: “The request to detain will ***not*** be honored.”
- 4 IMMIGRATION REQUEST FOR NOTIFICATION (ICE Form I-247A): Allowed but only in strict compliance with The Truth Act (Cal Gov. Code Section 7283.1):
- 5 Notifications are of anticipated release dates honored for inmates held for certain charges, specifically inmates convicted of a serious felony or a violent felony. (PC Sections 1192.7(c) and 667.5(c))

Contra Costa County  
Office of the Sheriff  
ICE Access Forum – 2017 Report

**General Policy No. 1.02.28 (Continued)**

6. ICE Interview Requests: “inmate shall be provided with a written consent form either consenting or declining to participate in the interview.
7. “Equality of Access: “All persons arrested for a criminal offense and held in our custody will have equal access to custody programs if otherwise program-eligible.



Contra Costa County  
Office of the Sheriff  
ICE Access Forum – 2017 Report

**Field Operations – Patrol & Investigations**

1. Deputies cover the entire county – 750 square miles with a population of 1.1 million
2. Patrol Division includes servicing 521 square miles of unincorporated lands.
3. Serve a population of nearly 175,000 residents.
4. Responded to over 123,000 calls for service last year.
5. Field Operations does not do any immigration enforcement.

Contra Costa County  
Office of the Sheriff  
ICE Access Forum – 2017 Report

**Custody Services Bureau**

1. Sworn Deputies supervise all inmates.
2. Three major facilities: West County Detention Facility, Martinez Detention Facility, Marsh Creek Detention Facility
3. We book ADULTS only for all law enforcement agencies in the county.
4. We booked approximately 29,000 inmates into Martinez Detention in 2017

Contra Costa County  
Office of the Sheriff  
ICE Access Forum – 2017 Report

**ICE ACCESS INFORMATION - 2017**

*Note on Data Collection:* The Sheriff's Office does not maintain public records on aggregate ICE "access" data. All data provided herein resulted from manual staff research on individual booking packets.

Contra Costa County  
Office of the Sheriff  
ICE Access Forum – 2017 Report

**ICE ACCESS INFORMATION - 2017**

[Graph Here With Final Data]

ICE I-247A Requests for Notification:

Total Requests Received [n]

Total Notifications Made [n]

Contra Costa County  
Office of the Sheriff  
ICE Access Forum – 2017 Report

**ICE ACCESS INFORMATION – 2017**

**Demographic Data For Notifications Made to ICE (n)**

H - Hispanic	[n]
B - Black	[n]
O - Other	[n]
W - White	[n]
	[n]

Contra Costa County  
Office of the Sheriff  
ICE Access Forum – 2017 Report

**ICE ACCESS INFORMATION - 2017**

*Actual Examples of Qualifying Prior Convictions for “serious” or “violent” felonies  
[Penal Code Sections 1192.7(c) & 667.5 (c).]*

<b>Convicted Charge</b>	<b>Description</b>	<b>Additional Convictions</b>	<b>Description</b>
PC 261(A)(2)	Rape	PC 273.5	Inflict Corporal Injury Spouse
PC 261.5 (D)	Unlawful Sexual Intercourse w/ Minor	PC 288(C)(1)	Lewd or Lacivious Acts
PC 243(C)	Battery Against Custodial Officer	PC 69	Obstruct Restrict Executive Officer
PC 245(A)(1)	Assault with Deadly Weapon	PC 459	Residential Burglary
PC 288(A)	Lewd or Lacivious Acts	PC 288.7(B)	Sexual Intercourse or Sodomy w/ Child 10 years or younger
PC 245(a)(2)	Assault with Deadly Weapon	PC 246	Shooting at Inhabited Dwelling/Vehicle
PC 261(A)(2)	Rape	PC 261.5(D)	Unlawful Sexual Intercourse w/ Minor
PC 215(A)	Carjacking		
PC 245 (a)(2)	Assault with Deadly Weapon		
PC 245(A)(1)	Assault with Deadly Weapon		
PC 245(A)(1)	Assault with Deadly Weapon		
PC 245(A)(4)	Assault with Deadly Weapon		

Contra Costa County  
Office of the Sheriff  
ICE Access Forum – 2017 Report

**ICE ACCESS INTERVIEWS – 2017**

**REQUESTS FOR ICE INTERVIEWS – 2017 (*Cal Gov Code  
Section 7283.1(a)*)**

0 Requests

*NOTE: ICE Supervisors advised Sheriff's Office staff that ICE stopped the practice of requesting interviews in California.*

**ICE Interview Notice Forms as Provided by the California Board of State & Community Corrections (BSCC):**

**Contra Costa County  
Office of the Sheriff  
ICE Access Forum – 2017 Report**

\_\_\_\_\_ COUNTY JAIL ICE INTERVIEW RIGHTS AND CONSENT FORM

Date: \_\_\_\_\_

Inmate: \_\_\_\_\_

Book & Case No.: \_\_\_\_\_

Tier/Housing Area: \_\_\_\_\_

Solicito recibir este formulario en español. / I request to receive this form in Spanish.

請寄來中文表格。 / I request to receive this form in Chinese.

Nais ko pong makiusap na matanggap ang forma na ito sa Tagalog. / I request to receive this form in Tagalog.

Tôi yêu cầu để nhận mẫu đơn này trong tiếng Việt. / I request to receive this form in Vietnamese.

저는 이서류를 한국어로 번역된 것으로 받고 싶습니다. / I request to receive this form in Korean.

An Immigration and Customs Enforcement (ICE) agent would like to interview you to investigate your immigration status and determine whether you are deportable. This interview is voluntary. You may decline to be interviewed, agree to be interviewed but only with your lawyer present, or agree to be interviewed without your lawyer present. Anything you say to the ICE agent at the interview may be used in immigration proceedings.

For Inmate – Please pick ONE of the following options and sign your name:

I do not agree to be interviewed by an agent of Immigration and Customs Enforcement (ICE).

I agree to be interviewed by an agent of Immigration and Customs Enforcement (ICE) only if my lawyer is present.

I agree to be interviewed by an agent of Immigration and Customs Enforcement (ICE) without my lawyer.

\_\_\_\_\_  
Inmate's Signature

July 24, 2018

FORMULARIO DE CONSENTIMIENTO Y DERECHOS A LA ENTREVISTA DE ICE (SERVICIO DE INMIGRACIÓN Y ADUANAS) EN LA CÁRCEL DEL CONDADO DE \_\_\_\_\_

Fecha: \_\_\_\_\_

Recluso: \_\_\_\_\_

Tomos y nº de caso: \_\_\_\_\_

Nivel/Área residencial: \_\_\_\_\_

Solicito recibir este formulario en español. / I request to receive this form in Spanish.

請寄來中文表格。 / I request to receive this form in Chinese.

我申請接收簡體中文形式的同意書。 / I request to receive this form in Chinese Simplified.

我申請接收中國傳統的形式的同意書。 / I request to receive this form in Chinese Traditional.

我請求給我提供該表格的中文粵語版本。 / I request to receive this form in Chinese Cantonese.

Nais ko pong makiusap na matanggap ang forma na ito sa Tagalog. / I request to receive this form in Tagalog.

Tôi yêu cầu để nhận mẫu đơn này trong tiếng Việt. / I request to receive this form in Vietnamese.

저는 이서류를 한국어로 번역된 것으로 받고 싶습니다. / I request to receive this form in Korean.

Un agente del Servicio de Inmigración y aduanas (Immigration and Customs Enforcement, ICE) desea entrevistarle para investigar su estatus migratorio y determinar si se le puede deportar. Esta entrevista es voluntaria. Usted puede negarse a ser entrevistado, aceptar ser entrevistado solo con si está presente su abogado o aceptar ser entrevistado sin que esté presente su abogado. Todo lo que le diga al agente de ICE en la entrevista podrá ser usado en los procedimientos de inmigración.

Para el recluso – Por favor elija UNA de las siguientes opciones y firme con su nombre:

Yo no acepto ser entrevistado por un agente del servicio de Inmigración y Aduanas (ICE).

Yo acepto ser entrevistado por un agente del servicio de Inmigración y Aduanas (ICE), pero solo si está presente mi abogado.

Yo acepto ser entrevistado por un agente del servicio de Inmigración y Aduanas (ICE) sin mi abogado.

\_\_\_\_\_  
Firma del recluso

13



Contra Costa County  
Office of the Sheriff  
ICE Access Forum – 2017 Report

End of Report

## Assembly Bill No. 2792

### CHAPTER 768

An act to add Chapter 17.2 (commencing with Section 7283) to Division 7 of Title 1 of the Government Code, relating to local government.

[Approved by Governor September 28, 2016. Filed with  
Secretary of State September 28, 2016.]

#### LEGISLATIVE COUNSEL'S DIGEST

AB 2792, Bonta. Local law enforcement agencies: federal immigration policy enforcement: ICE access.

Existing federal law authorizes issuance of an immigration detainer that serves to advise another law enforcement agency that the federal department seeks custody of an alien presently in the custody of that agency, for the purpose of arresting and removing the alien. Existing federal law provides that the detainer is a request that the agency advise the department, prior to release of the alien, in order for the department to arrange to assume custody in situations when gaining immediate physical custody is either impracticable or impossible.

Existing law, commonly known as the TRUST Act, prohibits a law enforcement official, as defined, from detaining an individual on the basis of a United States Immigration and Customs Enforcement hold after that individual becomes eligible for release from custody, unless, at the time that the individual becomes eligible for release from custody, certain conditions are met, including, among other things, that the individual has been convicted of specified crimes. Existing law defines specified terms for purposes of these provisions.

This bill, the Transparent Review of Unjust Transfers and Holds (TRUTH) Act, would require a local law enforcement agency, prior to an interview between the United States Immigration and Customs Enforcement (ICE) and an individual in custody regarding civil immigration violations, to provide the individual a written consent form, as specified, that would explain, among other things, the purpose of the interview, that it is voluntary, and that the individual may decline to be interviewed. The bill would require the consent form to be available in specified languages. The bill would require a local law enforcement agency to provide copies of specified documentation received from ICE to the individual and to notify the individual regarding the intent of the agency to comply with ICE requests. The bill would require that the records related to ICE access be public records for purposes of the California Public Records Act. The bill, commencing January 1, 2018, would require the local governing body of any county, city, or city and county in which a local law enforcement agency has provided ICE access to an individual during the last year, to hold at

least one public community forum during the following year, as specified, to provide information to the public about ICE's access to individuals and to receive and consider public comment. By requiring these local agencies to comply with these requirements, this bill would impose a state-mandated local program.

The California Constitution requires the state to reimburse local agencies and school districts for certain costs mandated by the state. Statutory provisions establish procedures for making that reimbursement.

This bill would provide that with regard to certain mandates no reimbursement is required by this act for a specified reason.

The California Constitution requires local agencies, for the purpose of ensuring public access to the meetings of public bodies and the writings of public officials and agencies, to comply with a statutory enactment that amends or enacts laws relating to public records or open meetings and contains findings demonstrating that the enactment furthers the constitutional requirements relating to this purpose.

This bill would make legislative findings to that effect.

*The people of the State of California do enact as follows:*

SECTION 1. This act shall be known, and may be cited, as the Transparent Review of Unjust Transfers and Holds (TRUTH) Act.

SEC. 2. (a) Transparency and accountability are essential minimum requirements for any collaboration between state and federal agencies.

(b) Recent immigration enforcement programs sponsored by the United States Immigration and Customs Enforcement (ICE) agency have suffered from a lack of transparency and accountability.

(c) For example, a federal judge found that ICE "went out of [its] way to mislead the public about Secure Communities," a deportation program in which ICE collaborated with local law enforcement agencies to identify people for deportation.

(d) The Legislature further found that Secure Communities harmed community policing and shifted the burden of federal immigration enforcement onto local law enforcement agencies.

(e) Although ICE has terminated the Secure Communities program, it continues to promote a number of similar programs, including the Priority Enforcement Program, the 287(g) Program, and the Criminal Alien Program.

(f) The Priority Enforcement Program has many similarities to Secure Communities, including the checking of fingerprints for immigration purposes at the point of arrest; the continued use of immigration detainers, which have been found by the courts to pose constitutional concerns; and the reliance on local law enforcement to assist in immigration enforcement.

(g) Just as with Secure Communities, numerous questions have been raised about whether ICE has been transparent and accountable with respect to its current deportation programs.

(h) This bill seeks to address the lack of transparency and accountability by ensuring that all ICE deportation programs that depend on entanglement with local law enforcement agencies in California are subject to meaningful public oversight.

(i) This bill also seeks to promote public safety and preserve limited local resources because entanglement between local law enforcement and ICE undermines community policing strategies and drains local resources.

SEC. 3. Chapter 17.2 (commencing with Section 7283) is added to Division 7 of Title 1 of the Government Code, to read:

CHAPTER 17.2. STANDARDS FOR PARTICIPATION IN UNITED STATES  
IMMIGRATION AND CUSTOMS ENFORCEMENT PROGRAMS

7283. For purposes of this chapter, the following terms have the following meanings:

(a) “Community forum” includes, but is not limited to, any regular meeting of the local governing body that is open to the public, where the public may provide comment, is in an accessible location, and is noticed at least 30 days in advance.

(b) “Hold request” means a federal Immigration and Customs Enforcement (ICE) request that a local law enforcement agency maintain custody of an individual currently in its custody beyond the time he or she would otherwise be eligible for release in order to facilitate transfer to ICE and includes, but is not limited to, Department of Homeland Security (DHS) Form I-247D.

(c) “Governing body” with respect to a county, means the county board of supervisors.

(d) “ICE access” means, for the purposes of civil immigration enforcement, including when an individual is stopped with or without their consent, arrested, detained, or otherwise under the control of the local law enforcement agency, all of the following:

(1) Responding to an ICE hold, notification, or transfer request.

(2) Providing notification to ICE in advance of the public that an individual is being or will be released at a certain date and time through data sharing or otherwise.

(3) Providing ICE non-publicly available information regarding release dates, home addresses, or work addresses, whether through computer databases, jail logs, or otherwise.

(4) Allowing ICE to interview an individual.

(5) Providing ICE information regarding dates and times of probation or parole check-ins.

(e) “Local law enforcement agency” means any agency of a city, county, city and county, special district, or other political subdivision of the state that is authorized to enforce criminal statutes, regulations, or local ordinances; or to operate jails or to maintain custody of individuals in jails; or to operate juvenile detention facilities or to maintain custody of individuals

in juvenile detention facilities; or to monitor compliance with probation or parole conditions.

(f) “Notification request” means an Immigration and Customs Enforcement request that a local law enforcement agency inform ICE of the release date and time in advance of the public of an individual in its custody and includes, but is not limited to, DHS Form I-247N.

(g) “Transfer request” means an Immigration and Customs Enforcement request that a local law enforcement agency facilitate the transfer of an individual in its custody to ICE, and includes, but is not limited to, DHS Form I-247X.

7283.1. (a) In advance of any interview between ICE and an individual in local law enforcement custody regarding civil immigration violations, the local law enforcement entity shall provide the individual with a written consent form that explains the purpose of the interview, that the interview is voluntary, and that he or she may decline to be interviewed or may choose to be interviewed only with his or her attorney present. The written consent form shall be available in English, Spanish, Chinese, Tagalog, Vietnamese, and Korean. The written consent form shall also be available in any additional languages that meet the county threshold as defined in subdivision (d) of Section 128552 of the Health and Safety Code if certified translations in those languages are made available to the local law enforcement agency at no cost.

(b) Upon receiving any ICE hold, notification, or transfer request, the local law enforcement agency shall provide a copy of the request to the individual and inform him or her whether the law enforcement agency intends to comply with the request. If a local law enforcement agency provides ICE with notification that an individual is being, or will be, released on a certain date, the local law enforcement agency shall promptly provide the same notification in writing to the individual and to his or her attorney or to one additional person who the individual shall be permitted to designate.

(c) All records relating to ICE access provided by local law enforcement agencies, including all communication with ICE, shall be public records for purposes of the California Public Records Act (Chapter 3.5 (commencing with Section 6250)), including the exemptions provided by that act and, as permitted under that act, personal identifying information may be redacted prior to public disclosure. Records relating to ICE access include, but are not limited to, data maintained by the local law enforcement agency regarding the number and demographic characteristics of individuals to whom the agency has provided ICE access, the date ICE access was provided, and whether the ICE access was provided through a hold, transfer, or notification request or through other means.

(d) Beginning January 1, 2018, the local governing body of any county, city, or city and county in which a local law enforcement agency has provided ICE access to an individual during the last year shall hold at least one community forum during the following year, that is open to the public, in an accessible location, and with at least 30 days’ notice to provide information to the public about ICE’s access to individuals and to receive

and consider public comment. As part of this forum, the local law enforcement agency may provide the governing body with data it maintains regarding the number and demographic characteristics of individuals to whom the agency has provided ICE access, the date ICE access was provided, and whether the ICE access was provided through a hold, transfer, or notification request or through other means. Data may be provided in the form of statistics or, if statistics are not maintained, individual records, provided that personally identifiable information shall be redacted.

7283.2. Nothing in this chapter shall be construed to provide, expand, or ratify the legal authority of any state or local law enforcement agency to detain an individual based upon an ICE hold request.

SEC. 4. The Legislature finds and declares that Section 3 of this act, which adds Chapter 17.2 (commencing with Section 7283) to Division 7 of Title 1 of the Government Code, furthers, within the meaning of paragraph (7) of subdivision (b) of Section 3 of Article I of the California Constitution, the purposes of that constitutional section as it relates to the right of public access to the meetings of local public bodies or the writings of local public officials and local agencies. Pursuant to paragraph (7) of subdivision (b) of Section 3 of Article I of the California Constitution, the Legislature makes the following findings:

By requiring public meetings relating to the manner in which local law enforcement entities cooperate with federal authorities in enforcing federal immigration laws and making related documents open to public inspection, this act furthers the purposes of paragraph (7) of subdivision (b) of Section 3 of Article I of the California Constitution.

SEC. 5. No reimbursement is required by this act pursuant to Section 6 of Article XIII B of the California Constitution because the only costs that may be incurred by a local agency or school district under this act would result from a legislative mandate that is within the scope of paragraph (7) of subdivision (b) of Section 3 of Article I of the California Constitution.



**Contra  
Costa  
County**

To: Board of Supervisors  
From: Brian M. Balbas, Public Works Director/Chief Engineer  
Date: July 24, 2018

Subject: Execution of Contract Amendment #2 for the 2016 On-Call Trucking Services Contract for Various Road and Flood Control Maintenance Work, Countywide.

---

**RECOMMENDATION(S):**

APPROVE and AUTHORIZE the Public Works Director, or designee, to execute a contract amendment with Dillard Trucking, Inc., to increase the payment limit by \$300,000 to a new payment limit of \$600,000 and extend the term from November 8, 2016 through November 8, 2019, for the 2016 On-Call Trucking Services Contract for Various Road and Flood Control Maintenance Work, Countywide. (100% Local Road and Flood Control Funds)

**FISCAL IMPACT:**

Contract Amendment #2 will increase the not-to-exceed contract amount from \$300,000 to \$600,000, which is funded by 100% Local Road and Flood Control Funds.

**BACKGROUND:**

On November 8, 2016, the County awarded one on-call contract to Dillard Trucking, Inc. for trucking services consisting

- 
- APPROVE  OTHER
  - RECOMMENDATION OF CNTY ADMINISTRATOR  RECOMMENDATION OF BOARD COMMITTEE
- 

Action of Board On: **07/24/2018**  APPROVED AS RECOMMENDED  OTHER

Clerks Notes:

**VOTE OF SUPERVISORS**

I hereby certify that this is a true and correct copy of an action taken and entered on the minutes of the Board of Supervisors on the date shown.

ATTESTED: July 24, 2018

Contact: Jerome Gonsalves, 925  
313-7006

David J. Twa, County Administrator and Clerk of the Board of Supervisors

By: , Deputy

cc:

BACKGROUND: (CONT'D)

of trucks and operators to support road and flood control maintenance repair work, for a total allotted amount of \$300,000, with a completion time of 1 year from the effective date of November 8, 2016, with the option of two one-year extensions. Amendment No. 1 extending the effective date from November 8, 2016 – November 8, 2018 was approved by the Board of Supervisors on December 19, 2017.

The County chip seal operation will require the use of trucking to transfer rock to the job sites. The existing payment limit for this contract is close to being reached due to prior completed work. In order to accommodate the requirements of the chip seal operation and future routine trucking needs, it is necessary to increase the not-to-exceed contract amount from \$300,000 to \$600,000 and extend the effective date from November 8, 2016 to November 8, 2019.

CONSEQUENCE OF NEGATIVE ACTION:

The Public Works Department may be unable to complete routine road and flood control maintenance work in a timely manner.

ATTACHMENTS

Contract Amendment #2 - 2016 On-Call Trucking



**AMENDMENT TO  
CONTRACT FOR 2016 ON-CALL TRUCKING SERVICES**

Effective July 24, 2018, the County of Contra Costa and Dillard Trucking, Inc. (collectively, the “Parties”), mutually agree as follows:

1. Amendment: The Contract (Contra Costa County Standard Form Construction Agreement), dated November 8, 2016 entered into by the Parties, is amended by:
  - a. Replacing section 4 (Completion Time) with: “November 8, 2019”, and
  - b. Replacing section 7 (Contract Price) with: “\$600,000”.
2. Effect: Except for this amendment, the Contract of November 8, 2016 remains in full force and effect.

COUNTY OF CONTRA COSTA

DILLARD TRUCKING, INC.

By: \_\_\_\_\_  
Name: \_\_\_\_\_  
Title: \_\_\_\_\_

By: \_\_\_\_\_  
Name: \_\_\_\_\_  
Title: \_\_\_\_\_  
Taxpayer Identification No.: \_\_\_\_\_

PAYMENT FROM:

Org.: \_\_\_\_\_  
Acct.: \_\_\_\_\_

APPROVED:

By: \_\_\_\_\_  
County Administrator’s Office

FORM APPROVED:

Sharon L. Anderson  
County Counsel

By: \_\_\_\_\_  
Name: \_\_\_\_\_  
Deputy County Counsel



Contra  
Costa  
County

To: Board of Supervisors  
From: Brian M. Balbas, Public Works Director/Chief Engineer  
Date: July 24, 2018

Subject: Consulting Services Agreement with WSP USA Inc., Countywide. Project No. Various

---

**RECOMMENDATION(S):**

APPROVE and AUTHORIZE the Public Works Director, or designee, to execute a Consulting Services Agreement with WSP USA Inc., in an amount not to exceed \$350,000 for on-call construction management services for the period July 24, 2018 through July 31, 2021, Countywide. (Project No. Various) (All Districts)

**FISCAL IMPACT:**

Work performed under this on-call consulting services agreement is funded by 100% Developer Fees and Local Road, Flood Control, and Airport Enterprise Funds.

**BACKGROUND:**

The Public Works Department is involved in various projects in the County which require construction management services for road, flood control, and airport projects. After a solicitation process, this firm was selected as one of the seven firms to provide construction management services on an “on-call” basis. The consultant will augment Public Works Design/Construction staff on an as-needed basis. They will be used as an extension of Public Works staff during busy times when extra help is needed or when

- 
- APPROVE  OTHER
  - RECOMMENDATION OF CNTY ADMINISTRATOR  RECOMMENDATION OF BOARD COMMITTEE
- 

Action of Board On: **07/24/2018**  APPROVED AS RECOMMENDED  OTHER

Clerks Notes:

**VOTE OF SUPERVISORS**

I hereby certify that this is a true and correct copy of an action taken and entered on the minutes of the Board of Supervisors on the date shown.

ATTESTED: July 24, 2018

Contact: Kevin Emigh,  
925-313-2233

David J. Twa, County Administrator and Clerk of the Board of Supervisors

By: , Deputy

cc:

BACKGROUND: (CONT'D)

in-house expertise is not available. This on-call consulting services agreement will be in effect for three years.

Government Code Section 31000 and 4525 authorizes the County to contract for services including the type of construction management that WSP USA Inc. provides.

CONSEQUENCE OF NEGATIVE ACTION:

Without approval from the Board of Supervisors, there will be possible delay in completing projects requiring construction management services. Executing this contract will facilitate the process of construction for various Public Works projects requiring a construction management expertise.



Contra  
Costa  
County

To: Board of Supervisors  
From: Brian M. Balbas, Public Works Director/Chief Engineer  
Date: July 24, 2018

Subject: Consulting Services Agreement with Park Engineering, Inc., Countywide. Project No. Various

---

**RECOMMENDATION(S):**

APPROVE and AUTHORIZE the Public Works Director, or designee, to execute a Consulting Services Agreement with Park Engineering, Inc., in an amount not to exceed \$350,000 for on-call construction management services for the period July 24, 2018 through July 31, 2021, Countywide. (Project No. Various) (All Districts)

**FISCAL IMPACT:**

Work performed under this on-call consulting services agreement is funded by 100% Developer Fees and Local Road, Flood Control, and Airport Enterprise Funds.

**BACKGROUND:**

The Public Works Department is involved in various projects in the County which require construction management services for road, flood control, and airport projects. After a solicitation process, this firm was selected as one of the seven firms to provide construction management services on an “on-call” basis. The consultant will augment Public Works Design/Construction staff on an as-needed basis. They will be used as an extension of Public Works staff during busy times when extra help is needed or when

- 
- APPROVE  OTHER
  - RECOMMENDATION OF CNTY ADMINISTRATOR  RECOMMENDATION OF BOARD COMMITTEE
- 

Action of Board On: **07/24/2018**  APPROVED AS RECOMMENDED  OTHER

Clerks Notes:

**VOTE OF SUPERVISORS**

I hereby certify that this is a true and correct copy of an action taken and entered on the minutes of the Board of Supervisors on the date shown.

ATTESTED: July 24, 2018

Contact: Kevin Emigh,  
925-313-2233

David J. Twa, County Administrator and Clerk of the Board of Supervisors

By: , Deputy

cc:

BACKGROUND: (CONT'D)

in-house expertise is not available. This on-call consulting services agreement will be in effect for three years.

Government Code Section 31000 and 4525 authorizes the County to contract for services including the type of construction management that Park Engineering, Inc. provides.

CONSEQUENCE OF NEGATIVE ACTION:

Without approval from the Board of Supervisors, there will be possible delay in completing projects requiring construction management services. Executing this contract will facilitate the process of construction for various Public Works projects requiring a construction management expertise.



Contra  
Costa  
County

To: Board of Supervisors  
From: Brian M. Balbas, Public Works Director/Chief Engineer  
Date: July 24, 2018

Subject: Consulting Services Agreement with Quincy Engineering, Inc., Countywide. Project No. Various

---

**RECOMMENDATION(S):**

APPROVE and AUTHORIZE the Public Works Director, or designee, to execute a Consulting Services Agreement with Quincy Engineering, Inc., in an amount not to exceed \$350,000 for on-call construction management services for the period July 24, 2018 through July 31, 2021, Countywide. (Project No. Various) (All Districts)

**FISCAL IMPACT:**

Work performed under this on-call consulting services agreement is funded by 100% Developer Fees and Local Road, Flood Control, and Airport Enterprise Funds.

**BACKGROUND:**

The Public Works Department is involved in various projects in the County which require construction management services for road, flood control, and airport projects. After a solicitation process, this firm was selected as one of the seven firms to provide construction management services on an “on-call” basis. The consultant will augment Public Works Design/Construction

- 
- APPROVE  OTHER
  - RECOMMENDATION OF CNTY ADMINISTRATOR  RECOMMENDATION OF BOARD COMMITTEE
- 

Action of Board On: **07/24/2018**  APPROVED AS RECOMMENDED  OTHER

Clerks Notes:

**VOTE OF SUPERVISORS**

I hereby certify that this is a true and correct copy of an action taken and entered on the minutes of the Board of Supervisors on the date shown.

ATTESTED: July 24, 2018

Contact: Kevin Emigh,  
925-313-2233

David J. Twa, County Administrator and Clerk of the Board of Supervisors

By: , Deputy

cc:

BACKGROUND: (CONT'D)

staff on an as-needed basis. They will be used as an extension of Public Works staff during busy times when extra help is needed or when in-house expertise is not available. This on-call consulting services agreement will be in effect for three years.

Government Code Section 31000 and 4525 authorizes the County to contract for services including the type of construction management that Quincy Engineering, Inc. provides.

CONSEQUENCE OF NEGATIVE ACTION:

Without approval from the Board of Supervisors, there will be possible delay in completing projects requiring construction management services. Executing this contract will facilitate the process of construction for various Public Works projects requiring a construction management expertise.



Contra  
Costa  
County

To: Board of Supervisors  
From: Brian M. Balbas, Public Works Director/Chief Engineer  
Date: July 24, 2018

Subject: Submission of grant applications to Caltrans & MTC under Active Transportation Program, Countywide.

---

**RECOMMENDATION(S):**

APPROVE the submission of grant applications to the State Department of Transportation (Caltrans) and the Metropolitan Transportation Commission (MTC) under the Active Transportation Program (ATP), as recommended by the Transportation, Water and Infrastructure Committee, Countywide.

**FISCAL IMPACT:**

No fiscal impact.

**BACKGROUND:**

A potential award of state and federal funding will augment local road funds, stretching local dollars to build improvements that would not be possible otherwise.

The competitive rating criteria for the ATP emphasizes the following goals:

- 

---

APPROVE  OTHER  
 RECOMMENDATION OF CNTY ADMINISTRATOR  RECOMMENDATION OF BOARD COMMITTEE

---

Action of Board On: **07/24/2018**  APPROVED AS RECOMMENDED  OTHER

Clerks Notes:

**VOTE OF SUPERVISORS**

I hereby certify that this is a true and correct copy of an action taken and entered on the minutes of the Board of Supervisors on the date shown.

ATTESTED: July 24, 2018

Contact: Mary Halle,  
925.313.2327

David J. Twa, County Administrator and Clerk of the Board of Supervisors

By: , Deputy

cc:



## BACKGROUND: (CONT'D)

Increase proportion of trips accomplished through walking and biking;

- Increase safety and mobility for non-motorized users;
- Advance active transportation efforts to achieve green-house gas reduction goals as established pursuant to Senate Bill 375 (Chapter 728, Statutes of 2008) and Senate Bill 391 (Chapter 585, Statutes of 2009);
- Enhance public health, including reduction of childhood obesity through the use of programs including, but not limited to, project eligible for Safe Routes to School Program funding;
- Ensure that disadvantage communities fully share in the benefits of the program; and
- Provide a broad spectrum of projects to benefit many types of active transportation users.

Competitive projects must also demonstrate the ability to deliver the project within the required time constraints and must provide the California Conservation Corps with an opportunity to partner on the project during the construction phase.

## **RECOMMENDED CANDIDATE PROJECTS:**

Staff recommends the following candidate projects be submitted for ATP funding consideration. These projects are recommended based upon their competitiveness, project readiness, available funding source to provide the local match, and staff availability to complete each application. A description of each project is included below.

### **Appian Way Complete Streets – El Sobrante**

Staff has worked with the El Sobrante community and City of Pinole staff on planning studies for Appian Way over the past six years. Staff has developed the complete streets concept for Appian Way that was first identified in a study conducted by the Contra Costa Transportation Authority (CCTA) in collaboration with the County and the City of Pinole. This study was approved by the Board in December 2013, which included adoption of the Complete Streets Alternative as the preferred alternative. This planning study was an initial step towards implementation of the El Sobrante General Plan Amendment. Preliminary layouts have been prepared to identify the scope and location of proposed bicycle and pedestrian improvements on Appian Way. The plans were presented at two public workshops and to the El Sobrante Municipal Advisory Council. During the most recent workshop, community members identified a priority for improvements at the intersection of Appian Way at Valley View Road as well as the segment of Appian Way from Valley View Road to San Pablo Dam Road.

The planning efforts have included the full extent of Appian Way from San Pablo Dam Road to the City of Pinole; however, this grant application is focused on improvements at the Appian Way and Valley View Road intersection to remain competitive with other grant applications. The project includes installation of a roundabout at the intersection of Appian Way and Valley View Road, which includes pedestrian crossings with refuge islands, sidewalks, and striping for bicycle lanes. Improvements at this intersection were determined to be the highest priority identified by the community. This project is located adjacent to a Priority Development Area. Staff will continue to work with the El Sobrante Municipal Advisory Council in moving these efforts forward.

### **Bailey Road Bicycle and Pedestrian Improvements – Bay Point**

The goal of the Bailey Road Bicycle and Pedestrian Improvement Project is to improve the pedestrian and bicycle environment along Bailey Road in Bay Point in accordance with the 2010 Bailey Road Pedestrian and Bicycle Improvement Plan (Plan). The Plan provides design concepts that fulfill the community's

desire for Bailey Road to be safer and more walkable, bikeable, and transit-oriented. The Plan is the result of numerous meetings and community discussions. Various stakeholders were involved with the creation of the Plan, including the Bay Point Municipal Advisory Council, Contra Costa County, City of Pittsburg, Caltrans, East Bay Regional Park District (EBRPD), Tri-Delta Transit, BART, and other concerned individuals.

This project proposes to narrow the four travel lanes and median to accommodate Class II bicycle lanes and expanded sidewalks with a buffer zone for enhanced pedestrian safety. Americans with Disabilities Act (ADA)-compliant curb ramps, expanded sidewalks, crosswalk enhancements, and Class II bicycle lanes will improve accessibility for all modes of active transportation.

This project is preceded by three complementary projects. The completed Delta-De Anza Trail Gap Closure/Crossing Signalization project installed signalized improvements at the Bailey Road crossing to provide a safer crossing for pedestrians and bicyclists. The pending Bay Point Utility Undergrounding project will begin in 2018 which will include relocation of utilities and removes joint poles that are barriers to mobility. The State Route 4 and Bailey Road Interchange project, located immediately south of this project and funded through a previous ATP cycle, will begin construction in 2019 and will install ADA pedestrian access, Class II bicycle lanes, and remove an off ramp to reduce conflict points for bicyclists or pedestrians.

### **Market Avenue Complete Streets – North Richmond**

The Market Avenue Complete Streets project is located along Market Avenue between Fred Jackson Way and 7<sup>th</sup> Street. Market Avenue is a minor arterial commonly utilized to travel between residences, community facilities, Verde Elementary school, and the neighboring City of San Pablo. The existing condition of Market Avenue includes wide travel lanes, substandard sidewalk conditions, and substandard curb ramps. The overall purpose of the project is to increase accessibility and support safer routes for users of active transportation.

The proposed project includes construction of ADA-compliant curb ramps, bulb-outs, sidewalk widening, and possible restriping of the roadway to narrow travel lanes for the installation of Class II bicycle lanes. The ADA-compliant curb ramps and sidewalk widening will improve accessibility for people with disabilities. The bulb-outs will reduce the crosswalk travel distance at the intersection of Market Avenue and Giaramita Street, where students typically cross on their commute to Verde Elementary School. The addition of bicycle lanes is intended to improve the safety of bicyclists and encourage the use of active transportation.

The improvements to Market Avenue will connect to nearby similar improvement projects. Wider sidewalks and buffered Class II bicycle lanes are planned for Fred Jackson Way between Grove Avenue and Pittsburg Avenue. Wider sidewalks have already been constructed on both sides of Giaramita Street, from Market Avenue to Verde Elementary School and on Market Avenue, from 7<sup>th</sup> Street to 300 feet past Soto Street. The Market Avenue Complete Streets project will connect to these adjacent improvement projects to establish a multi-modal corridor for the local community. This project is anticipated to be competitive for funding due to the location within a Community of Concern and a Priority Development Area.

### **San Miguel Drive Complete Streets – Walnut Creek**

Over the past several years, County staff has been working with residents in the South Walnut Creek area in response to their request for a safe place to walk. The San Miguel Drive Complete Streets Project is a partner application with the City of Walnut Creek to construct pedestrian and bicycle improvements on San Miguel Drive to connect residents in the unincorporated area to Walnut Creek's Broadway Plaza, Las Lomas High School, Murwood Elementary School, transit, Iron Horse Trail, and healthcare offices. This

project is not located within a disadvantaged community but scores well in all other aspects related to the potential mode shift from vehicles to active modes. The project also is competitive with respect to a high level of community participation. The City of Walnut Creek presented the project to their Transportation Commission on May 19, 2016, and received authorization to move forward with the joint grant application.

The project limits extend on San Miguel Drive from Andrea Court, within the City of Walnut Creek, to Adeline Drive, which is within the unincorporated area. Approximately 850 linear feet of the project is within the City of Walnut Creek and 1150 linear feet of the project is within unincorporated Contra Costa County. Local match funds for the unincorporated portion of the project will be provided through the Central County Area of Benefit Fund.

### **San Pablo Avenue Complete Streets – Rodeo/Crockett**

The San Pablo Avenue corridor between Rodeo and Crockett has been recognized in numerous prior planning documents as a key route and targeted for multi-modal improvements. The County's 2005 General Plan designates this portion of the corridor as a Scenic Route, given its surrounding landscape and views of San Pablo Bay, the Carquinez Strait, and the Briones Hills. The 2009 Countywide Bicycle and Pedestrian Plan proposes a Class II bicycle facility on this portion of San Pablo Avenue and noted that this facility is part of the county's larger bicycle and pedestrian network. The West Contra Costa Transportation Advisory Committee 2014 Action Plan designated the San Pablo Avenue corridor as a Route of Regional Significance, which signifies that multi-modal transportation service objectives must be met.

In 2014, a feasibility study was commissioned by the County through a Priority Development Area planning grant from MTC and CCTA for the this segment of San Pablo Avenue to identify a preferred complete street alternative and set of improvements for the roadway. The study incorporated a series of technical studies, field work, public outreach, and engineering analysis, which provided the basis for the recommended alternative. A shared use path with a road diet was determined as this recommended alternative. On June 5, 2018, the Board of Supervisors approved the feasibility report for the San Pablo Avenue Complete Streets Study and authorized the Public Works Director to seek funding.

The proposed project will provide a shared bicycle and pedestrian path on the northern side of the roadway that will be separated from the travel lanes by a physical barrier. The four travel lanes will be reduced to one travel lane in each direction with center left-turn lanes, dedicated left-turn pockets, and truck climbing lanes provided for much of the corridor. This project will close a 3-mile gap along the Bay Trail, which is a 29-mile connection between Vallejo and Oakland and is longest gap closure of the 14 active projects along the Bay Trail.

### **Treat Boulevard/I-680 Overcrossing – Walnut Creek (Contra Costa Centre)**

County staff and CCTA have been working together over the past three years to conduct community workshops and identify potential infrastructure improvements to serve bicyclists and pedestrians using the Treat Boulevard/I-680 corridor between the Iron Horse Trail, through the Interstate-680 (I-680) over-crossing near the Contra Costa Centre/Pleasant Hill BART station area, and extending westerly to North Main Street in the City of Walnut Creek. The I-680/Treat Boulevard overcrossing is one of the main arteries into the Contra Costa Centre/Pleasant Hill BART station area from areas west of the freeway. On May 1, 2018, the Board of Supervisors approved the Contra Costa Centre I-680/Treat Boulevard Bicycle and Pedestrian Plan and preferred project concept.

The proposed project will provide buffered (where applicable) and unbuffered bicycle lanes, a shared use bicycle and pedestrian path, and geometric modifications to Oak Road/Treat Boulevard intersection and the I-680 off-ramp onto Treat Boulevard, which will improve pedestrian and bicycle crossings.

CONSEQUENCE OF NEGATIVE ACTION:

If staff is not authorized to submit applications, grant funding will not be available, which will delay the design and construction of these projects.



Contra  
Costa  
County

To: Board of Supervisors  
From: Brian M. Balbas, Public Works Director/Chief Engineer  
Date: July 24, 2018

Subject: Prohibit parking on the west side of Vine Avenue (Road No. 3485AS), Martinez area.

---

**RECOMMENDATION(S):**

ADOPT Traffic Resolution No. 2018/4468 to prohibit parking or stopping at all times, except for those vehicles of individuals with disabilities, on the west side of Vine Avenue (Road No. 3485AS), beginning at a point 50 feet north of the north roadway edge of Rose Street (Road No. 3485AZ) and continuing northerly a distance of 20 feet, as recommended by the Public Works Director, Martinez area.

**FISCAL IMPACT:**

No fiscal impact.

**BACKGROUND:**

Public Works Staff was contacted by a resident requesting a disabled parking space designation. Public Works Traffic Engineering staff responded by conducted a site visit

---

APPROVE

OTHER

RECOMMENDATION OF CNTY ADMINISTRATOR

RECOMMENDATION OF BOARD COMMITTEE

---

Action of Board On: **07/24/2018**  APPROVED AS RECOMMENDED  OTHER

Clerks Notes:

**VOTE OF SUPERVISORS**

I hereby certify that this is a true and correct copy of an action taken and entered on the minutes of the Board of Supervisors on the date shown.

ATTESTED: July 24, 2018

Contact: Monish Sen,  
925.313-2187

David J. Twa, County Administrator and Clerk of the Board of Supervisors

By: , Deputy

cc:

BACKGROUND: (CONT'D)

and assessment to determine if the request met the criteria established to restrict the public parking space to only those with disabilities. The assessment resulted in Public Works staff preparing and sending letters to adjacent neighbors to determine if support for this parking designation existed. Subsequently, Public Works Staff received returned letters from both adjacent neighbors indicating support for the designation of a disabled place on the public roadway, as requested. Therefore, Public Works Traffic Engineering recommends restricting parking to only those with disabilities as requested by the resident.

CONSEQUENCE OF NEGATIVE ACTION:

Parking will remain unrestricted at this location.

ATTACHMENTS

Traffic Res. 4468

**THE BOARD OF SUPERVISORS OF CONTRA COSTA COUNTY, CALIFORNIA**

Adopted this Traffic Resolution on July 24, 2018 by the following vote:

AYES:

NOES:

ABSENT:

ABSTAIN:

TRAFFIC RESOLUTION NO. 2018/4468  
Supervisory District V

---

**SUBJECT:** Prohibit parking at all times, except for those vehicles of individuals with disabilities on the west side of Vine Avenue (Road No. 3485AS), Martinez area.

The Contra Costa Board of Supervisors RESOLVES that:

Based on recommendations by the County Public Works Department's Transportation Engineering Division, and pursuant to County Ordinance Code Sections 46-2.002 - 46-2.012, the following traffic regulation is established:

Pursuant to Sections 22507 and 22511.7 of the California Vehicle Code, parking is hereby prohibited at all times, except for vehicles of individuals with disabilities on the west side of Vine Avenue (Road No. 3485AS), beginning at a point 50 feet north of the north roadway edge of Rose Street (Road No. 3485AZ) and continuing northerly a distance of 20 feet, Martinez area.

I hereby certify that this is a true and correct Copy of an action taken and entered on the minutes of the Board of Supervisors on the date shown.

ATTESTED: \_\_\_\_\_  
David Twa, Clerk of the Board of Supervisors and County Administrator

By \_\_\_\_\_, Deputy

MS:sr

Orig. Dept: Public Works (Traffic)  
Contact: Monish Sen, 313-2187

cc: California Highway Patrol  
Sheriff Department

**TRAFFIC RESOLUTION NO. 2018/4468**



Contra  
Costa  
County

To: Board of Supervisors  
From: Brian M. Balbas, Public Works Director/Chief Engineer  
Date: July 24, 2018

Subject: Establish speed limits of 35mph and 45mph on Orwood Road (Road No. 8963) Brentwood area.

---

**RECOMMENDATION(S):**

RESCIND Traffic Resolution No. 2004/4082, and ADOPT Traffic Resolution No. 2018/4471 to establish speed limits on Orwood Road (Road No. 8963), as recommended by the Public Works Director, Brentwood area.

**FISCAL IMPACT:**

No fiscal impact.

**BACKGROUND:**

Local law enforcement agencies requested the Public Works Department Traffic Engineering perform an Engineering and Traffic Survey (E&TS) to enable speed enforcement by their forces on Orwood Road. A valid E&TS is a requirement by courts where law enforcement agencies use Radar/Lidar devices to enforce speed limits.

Orwood Road is classified as a local highway by the Federal Highway Administration.

---

APPROVE

OTHER

RECOMMENDATION OF CNTY ADMINISTRATOR

RECOMMENDATION OF BOARD COMMITTEE

---

Action of Board On: **07/24/2018**  APPROVED AS RECOMMENDED  OTHER

Clerks Notes:

**VOTE OF SUPERVISORS**

I hereby certify that this is a true and correct copy of an action taken and entered on the minutes of the Board of Supervisors on the date shown.

ATTESTED: July 24, 2018

Contact: Monish Sen,  
925.313-2187

David J. Twa, County Administrator and Clerk of the Board of Supervisors

By: , Deputy

cc:



BACKGROUND: (CONT'D)

Speed limits shall be set according to standards established in the California Manual on Uniform Traffic Control Devices (CA MUTCD) and California Vehicle Code (CVC) Section 22358, if the speed limit is to be set lower than the prima facie speed limit of 55 miles per hour. These standards require an Engineering and Traffic Survey (E&TS) to be conducted to establish an enforceable speed limit.

CONSEQUENCE OF NEGATIVE ACTION:

Law enforcement would not be able to enforce speed limits on Orwood Road using Radar and Lidar devices.

ATTACHMENTS

Traffic Res. 4471

**THE BOARD OF SUPERVISORS OF CONTRA COSTA COUNTY, CALIFORNIA**

Adopted this Traffic Resolution on July 24, 2018 by the following vote:

AYES:

NOES:

ABSENT:

ABSTAIN:

**RESOLUTION NO. 2018/4471**  
**Supervisorial District III**

SUBJECT: Establish speed limits on Orwood Road (Road No. 8963), Brentwood area.

The Contra Costa County Board of Supervisors RESOLVES that:

On the basis of an Engineering and Traffic Survey and recommendations by the County Public Works Department's Transportation Engineering Division and pursuant to County Ordinance Code Sections 46-2.002 – 46-2.012, the following traffic regulation is established (and other action taken, as indicated):

Pursuant to Section 22358(a) and Section 627 of the California Vehicle Code, no vehicle shall travel in excess of 45 miles per hour on that portion of Orwood Road (Road No. 8963), beginning at the intersection of Byron Highway (Road No. 8851D) and extending easterly 1.5 miles.

THENCE no vehicle shall travel in excess of 35 miles per hour on that portion of Orwood Road (Road No. 8963), beginning at 1.5 miles east of Byron Highway (Road No. 8851D) and extending easterly to its terminus, Brentwood area;

Traffic Resolution 2004/4082 pertaining to speed limits on Orwood Road is hereby rescinded.

I hereby certify that this is a true and correct copy of an action taken and entered on the minutes of the Board of Supervisors on the date shown.

MS:sr

Orig. Dept.: Public Works (Traffic)  
Contact: Monish Sen (925-313-2187)

c: California Highway Patrol  
Sheriff's Department

ATTESTED: \_\_\_\_\_  
DAVID TWA, Clerk of the Board of Supervisors and  
County Administrator

By \_\_\_\_\_,



**Contra  
Costa  
County**

To: Board of Supervisors  
From: Brian M. Balbas, Public Works Director/Chief Engineer  
Date: July 24, 2018

Subject: APPROVE Real Property Services Agreement between Contra Costa County and City of Vallejo for the Sacramento Bridge Replacement Project, Vallejo area.

---

**RECOMMENDATION(S):**

APPROVE and AUTHORIZE the Chair, Board of Supervisors, to execute, on behalf of Contra Costa County (County), the Real Property Services Agreement (Agreement) with the City of Vallejo (City), to provide right of way services to the City for the City’s Sacramento Bridge Replacement Project, for the period May 1, 2018 through December 31, 2019, for payment of the County’s costs to provide the services in an amount not to exceed \$60,000. (Project No.:4660-6X1074/Federal Project No.: STPLZ-5030(056))

**FISCAL IMPACT:**

100% City of Vallejo Funds.

**BACKGROUND:**

The City is planning to proceed with its Sacramento Bridge Replacement Project in the City of Vallejo. The Project is Federally-funded and in order to complete the Project, the City needs to acquire certain interests in real property. The City requires a variety of right-of-way services, but has no right of way staff and desires to contract with the County for these services.

- 
- APPROVE  OTHER  
 RECOMMENDATION OF CNTY ADMINISTRATOR  RECOMMENDATION OF BOARD COMMITTEE
- 

Action of Board On: **07/24/2018**  APPROVED AS RECOMMENDED  OTHER

Clerks Notes:

**VOTE OF SUPERVISORS**

I hereby certify that this is a true and correct copy of an action taken and entered on the minutes of the Board of Supervisors on the date shown.

ATTESTED: July 24, 2018

Contact: Angela Bell, (925)  
957-2451

David J. Twa, County Administrator and Clerk of the Board of Supervisors

By: , Deputy

cc:

BACKGROUND: (CONT'D)

Under the Agreement, Public Works Department Real Estate staff will perform various right-of-way services, including but not limited to right of way appraisal and appraisal review; land rights document preparation; right of way acquisition; negotiations; right of way certification; supervision of independent contractors and other related work as required. The City will pay the County for those services based on the County's labor costs, up to the payment limit of the Agreement. The Agreement includes a mutual indemnification provision. Each party will be required to indemnify the other party for any claims that arise from the indemnifying party's acts, errors, or omissions in the performance of that party's obligations under the Agreement.

CONSEQUENCE OF NEGATIVE ACTION:

The City will not be able to contract for the County's right of way services.

ATTACHMENTS

Real Property Services Agreement

## REAL PROPERTY SERVICES AGREEMENT

1. **Effective Date and Parties.** Effective on July 24, 2018, the COUNTY OF CONTRA COSTA, a political subdivision of the State of California ("County"), and the CITY OF VALLEJO, a municipal corporation ("City"), hereby mutually promise and agree as follows:
2. **Purpose.** The City has no right of way staff and desires to contract with the County for property appraisal and acquisition services.
3. **Services by County.** County will provide City the following services in connection with the acquisition of right of way, as depicted in the plans attached hereto as Appendix "A", for the Sacramento Bridge Replacement Project, and as directed by City: appraisal and appraisal review; negotiations; land rights document preparation and right of way acquisition; condemnation support; right of way certification; supervision of independent contractors providing such services; and related work as required (all of which constitute "Services").  
  
The County warrants that it will perform these Services in accordance with accepted professional standards and procedures.
4. **Payment for Services.** City shall reimburse County, at the hourly charge out rates in Appendix "B", attached hereto, for all time that County real property agents perform Services for City under this Agreement. Total compensation to County shall not exceed \$60,000 without City's express written consent. City shall reimburse County for costs of experts and contractors retained by County in the performance of the Services. City shall reimburse County for all other expenses County incurs in the performance of the Services, including but not limited to management of leases, all acquisition settlements and any other costs of acquisition such as title fees, recording fees, and escrow costs that the County actually incurs to perform the Services. Payments by City shall be made within 30 days of billing by County.
5. **Indemnification.** County shall defend, indemnify, and hold harmless the City, its officers and employees for any claims, liabilities, damage, injury, or death of or to any person, or the property of any person, including attorney's and expert fees (collectively, "Liabilities") that arise out of the willful misconduct or the negligent acts, errors, or omissions of the County, its officers, employees, agents, and volunteers, in performing any of its or their obligations under this Agreement. Notwithstanding anything to the contrary, County shall not be obligated to indemnify City, its officers and employees for any portion of Liabilities that arise out of City's, or its officers' or employees' willful misconduct or negligent acts, errors, or omissions.

City shall defend, indemnify, and hold harmless the County, its officers and

employees for any claims, liabilities, damage, injury, or death of or to any person, or the property of any person, including attorney's and expert fees (collectively, "Liabilities") that arise out of the willful misconduct or the negligent acts, errors, or omissions of the City, its officers, employees, agents, and volunteers, in performing any of its or their obligations under this Agreement. Notwithstanding anything to the contrary, City shall not be obligated to indemnify County, its officers and employees for any portion of Liabilities that arise out of County's, or its officers' or employees' willful misconduct or negligent acts, errors, or omissions.

6. **Insurance Requirements.** County shall procure and maintain for the duration of this Agreement, including extensions thereto, insurance against claims for injuries to persons or damages to property which may arise from or in connection with the performance of services hereunder by the County, their agents, representatives, or employees or subcontractors. Coverage shall be and no less than \$1 million in General Liability and Auto Self Insurance Program; \$1 million Professional Liability; and \$750,000 for Worker's Compensation Liability.
7. **Independent Status.** Nothing herein shall be construed to imply that any County employee providing Services hereunder is a City employee.
8. **Term.** The term of this agreement shall commence on May 1, 2018 and shall end on December 31, 2019 or upon termination by either party upon 30 days written notice. The rights and obligations of Paragraph 5 "Indemnification" shall survive any such termination. Within 30 days after the termination of this Agreement, City shall pay the County for all unpaid charges and costs for Services the County provides, and for all expenses that it incurs during the performance of those Services, under this Agreement through the termination of the Agreement.
9. **Notices.** Any notice required to be given to County and City hereunder will be sufficient if delivered in writing as designated below, or to such other addresses as County and City may respectively designate by written notice to the other:

To County: Contra Costa County Public Works Department  
c/o Real Estate Division  
255 Glacier Drive  
Martinez, CA 94553  
(925) 957-2461

To City: Sam Kumar, Sr. Civil Engineer  
City of Vallejo  
555 Santa Clara Street  
Vallejo, CA 94590  
(707) 648-4432/Sam.Kumar@cityofvallejo.net

Notice given by personal delivery shall be deemed complete upon delivery. Notice given by Overnight Carrier shall be deemed complete on the day after it is

postmarked. Notice given by U.S. Mail shall be deemed complete on the third day after it is postmarked.

10. **Entire Agreement.** This Agreement contains the entire agreement between the County and the City and supersedes any and all other prior agreements and all negotiations leading up to the execution of this Agreement, whether oral or in writing, between the County and City. The County and City acknowledge that no representations, inducements, promises, or statements, oral or otherwise, have been made by either of them or by anyone acting on behalf of them that are not embodied or incorporated by reference herein, and further agree that no other covenant, representation, inducement, promise, or statement not set forth in this Agreement shall be valid or binding.
11. **Amendments and Modifications.** This Agreement may not be modified or amended except in writing approved by the County and City.
12. **Governing Law.** This Agreement shall be governed by and construed in accordance with California law.
13. **Counterparts.** This Agreement may be executed in one or more counterparts, each of which shall be deemed an original.
14. **Severability.** If any term or provision of this Agreement shall, to any extent, be held invalid or unenforceable, the remainder of this Agreement shall not be affected.

REMAINDER OF PAGE LEFT BLANK INTENTIONALLY

15. **No Third-Party Beneficiaries.** Nothing in this Agreement creates, nor shall it be interpreted to create, any third-party beneficiaries.

**COUNTY OF CONTRA COSTA**

By \_\_\_\_\_  
Karen Mitchoff  
Chair, Board of Supervisors

ATTEST: \_\_\_\_\_  
David Twa, Clerk of the Board of  
Supervisors and County Administrator

By \_\_\_\_\_  
Brian M. Balbas  
Public Works Director

RECOMMENDED FOR APPROVAL:

By \_\_\_\_\_  
Karen A. Laws  
Principal Real Property Agent

APPROVED AS TO FORM:  
SHARON L. ANDERSON, COUNTY  
COUNSEL

By \_\_\_\_\_  
Deputy County Counsel

**CITY OF VALLEJO**

By \_\_\_\_\_  
Terrance Davis  
Public Works Director

Attested By: \_\_\_\_\_  
Dawn Abrahamson  
City Clerk

Recommended for Approval:

By \_\_\_\_\_  
Melissa Tigbao  
City Engineer

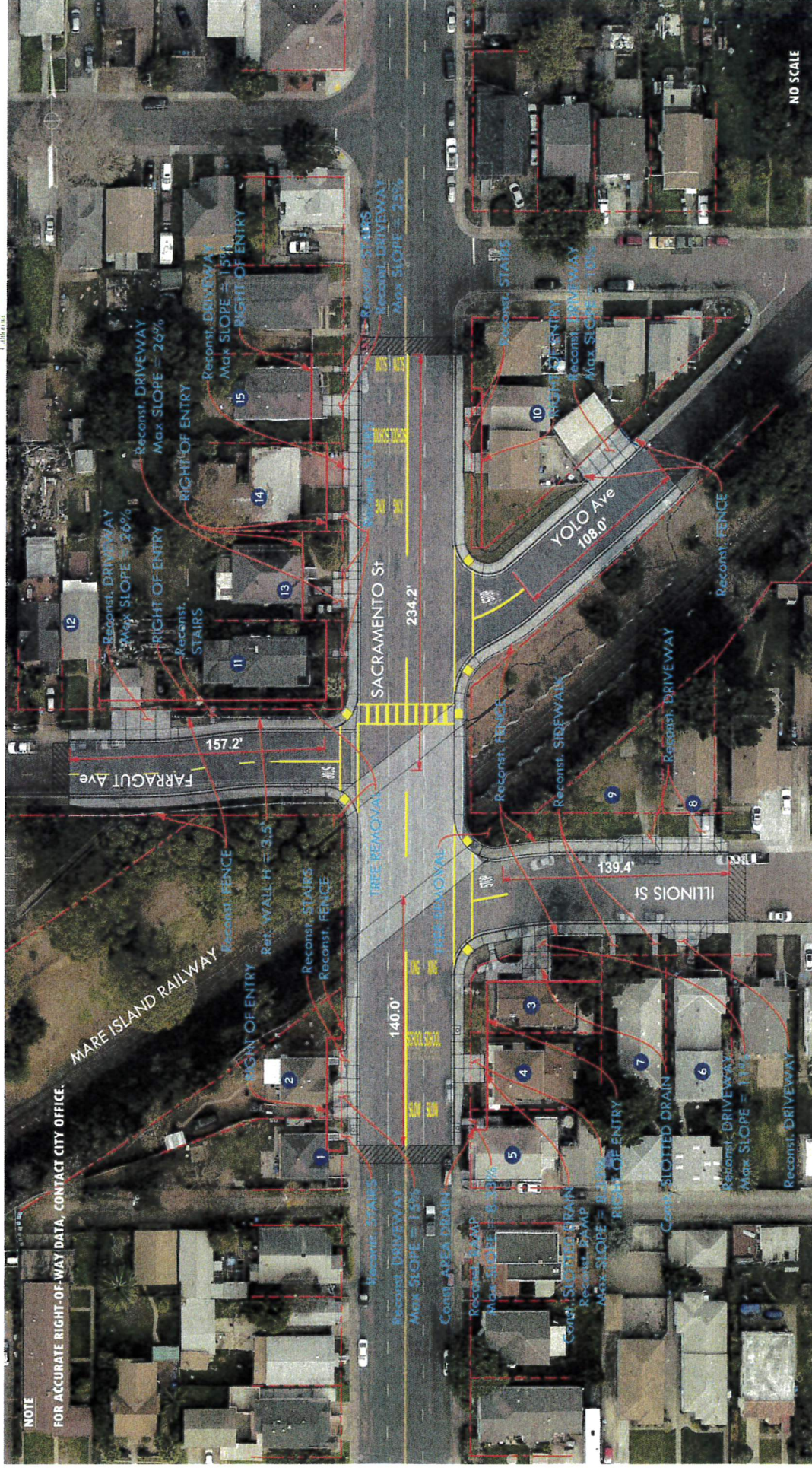
APPROVED AS TO FORM:  
City Attorney

By \_\_\_\_\_  
Claudia Quintana



APPENDIX "A"

# Adjacent Property Improvements



**APPENDIX "B"**  
**Pay Rate Schedule**

City shall reimburse the COUNTY for labor costs as detailed below:

1. COUNTY direct labor rates shall include the base salary wages paid to personnel plus fringe benefits. Total labor rate shall include direct labor rate multiplied by County's overhead rate. The total labor rate shall not exceed the range of labor rates by classification, included as Attachment 1.
2. COUNTY's overhead rate shall be a summation of division and department overhead rates. Appropriate overhead rates for COUNTY shall be developed based on procedure previously approved as described below:

*In general, the division overhead rates are determined by identifying each division's total expenditures after adjustments less any non-labor generated revenue. The division expenditures are then divided by the productive hours for the division establishing the overhead rate needed to cover the remaining net cost of division expenditures. The department overhead rates are determined similar to the division rate by dividing the total department expenditures by the total billable hours. Each year overhead rates will be evaluated and adjusted to reflect the actual costs from the previous fiscal year.*

3. COUNTY may adjust both labor rates and overhead rates periodically due to contracted salary increases and overhead rate changes. COUNTY shall submit any changes to rates to the City prior to invoicing.

## ATTACHMENT 1

**Project:** Sacramento Street Bridge Replacement.

### A. Budget.

County's Services will be related to the acquisition of temporary construction easements (TCEs) from private property, for City's above-described Project. County's charges for Services under this Agreement will be allocated according to the following budget:

ADMINISTRATION	\$ 15,500
VALUATION/APPRAISAL REVIEW	\$ 13,500
NEGOTIATIONS/ACQUISITION	\$ 22,000
CONDEMNATION SUPPORT	\$ 6,000
RIGHT OF WAY CERTIFICATION	<u>\$ 3,000</u>
	\$ 60,000

**TOTAL BUDGET FOR THE PROJECT: \$60,000**

**B. Charge-Out Rates.** County will charge City for Services under this Agreement at the following hourly rates:

### REAL PROPERTY AGENT

### HOURLY CHARGE OUT RATE

Hourly Rate

Principal Real Property Agent	\$161/hr to \$227/hr
Supervising Real Property Agent	\$134/hr to \$189/hr
Senior Real Property Agent	\$120/hr to \$173/hr
Associate Real Property Agent	\$122/hr to \$159/hr
Assistant Real Property Agent	\$93/hr to \$130/hr
Senior Real Property Technical Assistant	\$87/hr to \$122/hr
Real Property Technical Assistant	\$75/hr to \$109/hr

:cps:ab

G:\realprop\City of Vallejo\Admin-Contracts\AG 17 (a) Vallejo -Appendix B.doc

767043.1



**Contra  
Costa  
County**

To: Board of Supervisors  
From: Brian M. Balbas, Public Works Director/Chief Engineer  
Date: July 24, 2018

Subject: APPROVE and AUTHORIZE a Right of Way Contract-Temporary Easement for the Kirker Pass Rd Northbound Truck Climbing Lane Project, District IV & V.

---

**RECOMMENDATION(S):**

APPROVE the Right of Way Contract – Temporary Easement dated July 11, 2018 from Edward M. Tilbury, Trustee of the Trust C, Terminable Interest Trust of 1990 E.M. Tilbury Family Trust dated August 30, 1990, to Contra Costa County (County) for property rights located on and covering a portion of Assessor’s Parcel Number 118-050-008 in the City of Concord, pursuant to Government Code Section 25350.60. (Project No. 0662-6R4052, Federal I.D. STPL-5928(123). [DCD-CP# 15-04])

AUTHORIZE the Public Works Director, or designee, to execute the Right of Way Contract – Temporary Easement on behalf of the County.

APPROVE payment in the amount of \$4,500 for property rights; and AUTHORIZE the Auditor-Controller to issue a check in said amount payable to Edward M. Tilbury, Trustee of the Trust C, Terminable Interest Trust of 1990 E.M. Tilbury Family Trust dated August 30, 1990, 1408 Corte Canalette, Bakersfield, CA 93309, to be forwarded to the Real Estate Division for delivery.

---

APPROVE  OTHER  
 RECOMMENDATION OF CNTY ADMINISTRATOR  RECOMMENDATION OF BOARD COMMITTEE

---

Action of Board On: **07/24/2018**  APPROVED AS RECOMMENDED  OTHER

Clerks Notes:

**VOTE OF SUPERVISORS**

I hereby certify that this is a true and correct copy of an action taken and entered on the minutes of the Board of Supervisors on the date shown.

ATTESTED: July 24, 2018

Contact: Olivia Reynolds-Freeman  
925. 957-2462

David J. Twa, County Administrator and Clerk of the Board of Supervisors

By: , Deputy

cc:

FISCAL IMPACT:

18.8% Federal Funds, 9.4% State Funds and 71.8% Local Funds.

BACKGROUND:

On October 18, 2016, this Board approved the proposed project and adopted the Mitigated Negative Declaration and Monitoring Reporting Program pertaining to the Project DCD – CP #15-04. These property rights are required for the Kirker Pass Road Northbound Truck Climbing Lane Project (Federal I.D.: STPL-5928(123)).

As a condition of the County's temporary use, Edward M. Tilbury, Trustee of the Trust C, Terminable Interest Trust of 1990 E.M. Tilbury Family Trust dated August 30, 1990, has required the County to indemnify them for claims arising out of the County's use of the property for construction of the project.

CONSEQUENCE OF NEGATIVE ACTION:

The project will not have sufficient land rights to allow construction in accordance with the approved plans and specifications.

ATTACHMENTS

ROW Temporary Construction Easement  
Exhibit A & B parcel 3 & 4

**RIGHT OF WAY CONTRACT -- STATE HIGHWAY- TEMPORARY EASEMENT**

RW 8-4 (6/95)

Federal I.D. STPL-5928(123)

\_\_\_\_\_, California  
\_\_\_\_\_, 2018

District	County	Route	Post Mile	Parcel No's.
IV	CC	N/A	N/A	3 and 4

Grantor: Edward M. Tilbury, Trustee of the Trust C, Terminable Interest Trust of the 1990 E.M. Tilbury Family Trust dated August 30, 1990

THIS DOCUMENT in the form of a TEMPORARY CONSTRUCTION EASEMENT (TCE), covering the property particularly described in Clause 3 below has been executed and delivered to Olivia D. Reynolds-Freeman, Senior Real Property Agent for Contra Costa County (County).

In consideration of which, and the other considerations hereinafter set forth, it is mutually agreed as follows:

1. The parties have herein set forth the whole of their agreement. The performance of this agreement constitutes the entire consideration for said document and shall relieve the County of all further obligation or claims on this account, or on account of the location, grade or construction of the proposed public improvement.
2. The County shall pay the undersigned Grantor the sum of Forty-Five Hundred Dollars and NO/100's (\$4,500.00) for these TCE's.
3. Permission is hereby granted to the County or its authorized agent to enter upon Grantor's Land (Land) where necessary within those certain areas described in the Exhibits attached hereto and made a part hereof, for the purpose of facilitating access to Kirker Pass Road, constructing a retaining wall on County's Land along Kirker Pass Road, and improving the area at the southeasterly entrance of the Hess Road intersection.
4. It is agreed and confirmed by the parties hereto that notwithstanding other provisions in this contract, the right of possession and use of the Land by the County, including the right to remove and dispose of improvements, shall commence on March 1, 2019 and terminate on December 30, 2019. In case of unpredictable delays in constructions, upon written notification, terms of the Temporary Easement may be extended by an amendment to this contract. Grantor shall be compensated based on the fair market value at the time of the extension, upon mutual agreement of the parties hereto. Payment shall be made to the Grantor for the extension prior to the expiration of the original period. The Resident Engineer shall notify the Grantor and tenants at the following telephone numbers 72 hours prior to the commencement of actual construction:

Edward M. Tilbury (661) 735-3190, or to

## **RIGHT OF WAY CONTRACT -- STATE HIGHWAY- TEMPORARY EASEMENT**

RW 8-4 (6/95)

---

Tyler W. Tilbury (661) 706-9534, and to  
Sandy Elworthy, tenant (510) 828-0607, and to  
Charles Yelton, tenant (925) 890-8931

and by 10 days written notice, first class mail, delivery deemed completed on  
date of mailing to:

Edward M. Tilbury, Trustee  
1408 Corte Canalette  
Bakersfield, CA 93309-7128

5. The undersigned Grantor agrees that he is the owner in fee simple of the property affected by this Temporary Easement as described in Clause 3 above and that he has the right to grant this Temporary Easement.
6. County agrees to keep gates closed at all times and locked prior to leaving the Land each day during the term of the project. County agrees that no smoking will be allowed on the Land. Any holes or excavations must be back filled immediately or fenced for cattle safety if not already isolated by effective fencing.
7. On Parcel Four, the Contractor, on behalf of the County will temporarily relocate and secure the existing wire fencing to the edge of the Temporary Easement area during construction and return same to its current location upon completion of the project.
8. County, its contractors and authorized agents, shall take the necessary actions to protect threatened and endangered species as required by the State of California and Federal law, including obtaining all necessary pre-construction biological surveys. If applicable, County shall, upon request, furnish Grantor a copy of all permits received from the California Department of Fish and Wildlife or any federal agency pertaining to threatened and endangered species. County shall train all employees, contractors and agents in recognition and protection of threatened and endangered species prior to entering upon the temporary easement area.
9. Damage Repair. County shall, at its own risk and expense, repair any damage to Grantor's Land caused by its activities, and will restore the Land as reasonably as possible to the same state and condition it was in prior to its activities, including restoration of any environmental conditions.
10. County shall indemnify, defend and hold harmless the Grantor, his agent and employees, of and from any and all claims, demands, costs, damages, losses, actions, or judgements which Grantor may pay or be required to pay by reason of any damage, including injury or death to any person or property suffered by any person, firm or corporation as a result of the negligent exercise by County or by its agents or employees of the right herein granted to it.

**RIGHT OF WAY CONTRACT -- STATE HIGHWAY- TEMPORARY EASEMENT**

RW 8-4 (6/95)

---

*In Witness Whereof*, the Parties have executed this agreement the day and year first above written.

CONTRA COSTA COUNTY  
Recommended for Approval:

GRANTOR

By \_\_\_\_\_  
Olivia D. Reynolds-Freeman  
Senior Real Property Agent

By \_\_\_\_\_  
Edward M. Tilbury, Trustee

By \_\_\_\_\_  
Karen A. Laws  
Principal Real Property Agent

APPROVED:

By \_\_\_\_\_  
Brian M. Balbas  
Public Works Director

Date \_\_\_\_\_  
(Date of Approval)



Kirker Pass Rd (Road No. 5261)  
Edward M. Tilbury, Trustee  
Portion of APN 118-050-008  
Drawing No. A5261-16A

## EXHIBIT "A"

Real property in an unincorporated area of the County of Contra Costa, State of California situate in the Southwest quarter of Section 1, Township 1 North, Range 1 West, Mt. Diablo Meridian, being a portion of the parcel of land described in the grant deed to Edward M. Tilbury, Trustee recorded April 21, 2017 Recorder's Document number 2017-0069422-00, Contra Costa County records, described as follows:

**Parcel Three – Temporary Construction Easement** from March 1, 2019 to December 31, 2019.

Beginning at the intersection of the northerly line of said Tilbury deed (2017-0069422-00), said line also being the north line of the southwest quarter of said Section 1, (T1N, R1W, MDM), with the southeasterly Right of Way of Kirker Pass Road, as said Right of Way is described in the deed to Edward Tilbury, et. ux., recorded November 16, 1961 in Book 3995 of Official Records, Page 678; thence from said Point of Beginning along said common northerly lines south  $86^{\circ}15'11''$  east, 12.94 feet to a non-tangent curve concave to the northwest having a radius of 894.92 feet, a radial to said point bears south  $47^{\circ}06'40''$  east; thence leaving said northerly line, southwesterly along said curve through a central angle of  $9^{\circ}13'11''$ , an arc length of 144.01 feet; thence south  $53^{\circ}26'14''$  west, 130.74 feet; thence south  $17^{\circ}01'09''$  east, 5.05 feet; thence north  $74^{\circ}24'41''$  east, 188.71 feet; thence south  $3^{\circ}28'44''$  west, 10.58 feet to the northerly Right of Way of Hess Road, as said road is described in the deed to Contra Costa County recorded July 29, 1912 in Book 188 of Deeds, at Page 24; thence along said Right of Way south  $74^{\circ}24'41''$  west, 195.01 feet to the easterly Right of Way of Hess Road, as said road is described in the grant deed to Contra Costa County recorded May 27, 1966 in Book 5130 of Official Records, at Page 629; thence along said Right of Way north  $17^{\circ}01'09''$  west, 21.87 feet to the southeasterly Right of Way of Kirker Pass Road; thence along said Right of Way north  $53^{\circ}26'14''$  east, 137.69 feet to a non-tangent curve concave to the northwest, having a radius of 884.94 feet, a radial to said point bears south  $37^{\circ}53'56''$  east; thence northeasterly along said curve through a central angle of  $8^{\circ}41'00''$ , an arc length of 134.11 feet to the Point of Beginning.

Containing an area of 4,787 square feet of land, more or less.

Exhibit "B", a plat is attached hereto, and by this reference made a part hereof.

This real property description has been prepared by me or under my direction, in conformance with the Professional Land Surveyors Act.

Signature: James A. Stein

Licensed Land Surveyor  
Contra Costa County Public Works Department

Date: 9/18/17

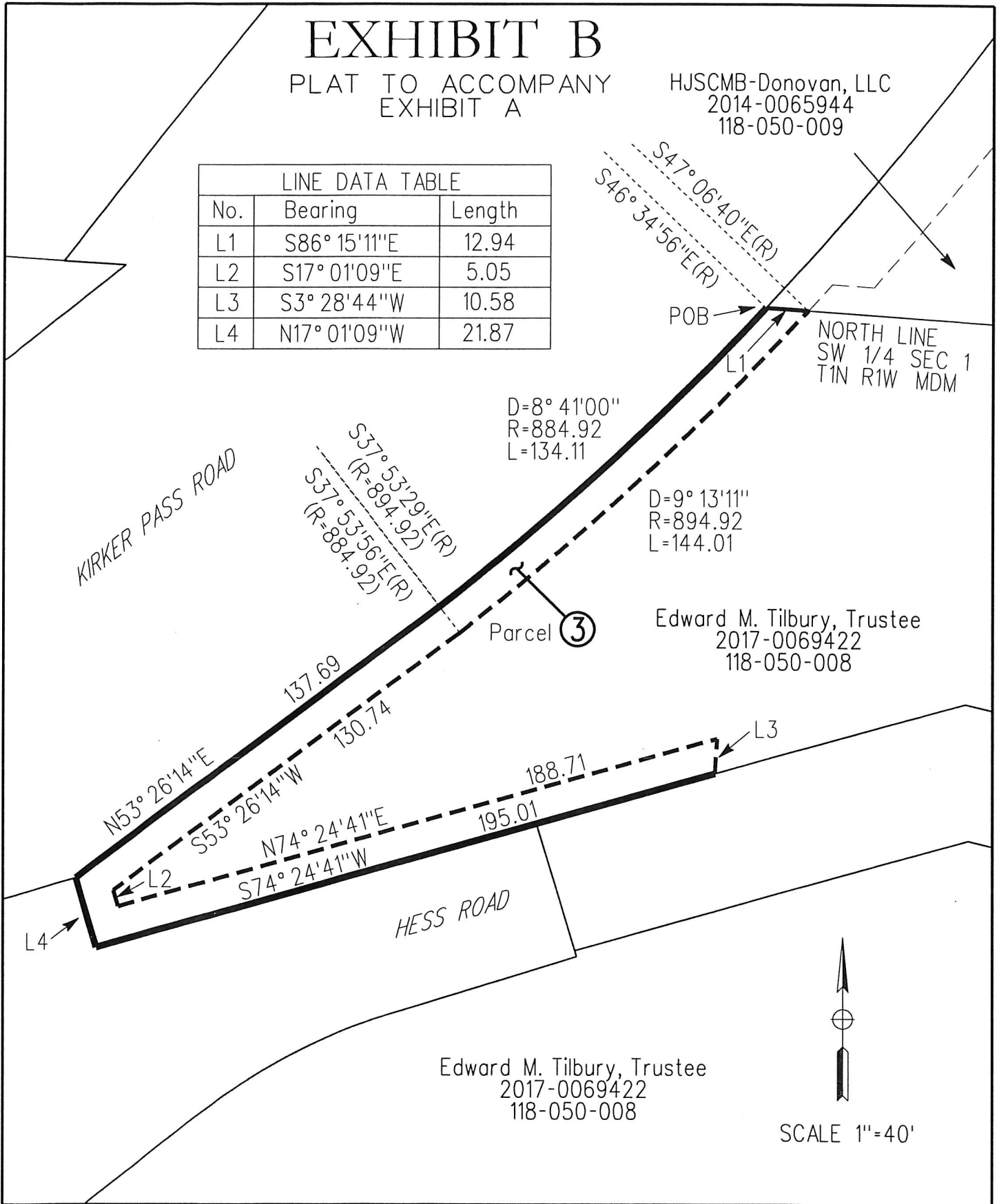


# EXHIBIT B

PLAT TO ACCOMPANY  
EXHIBIT A

HJSCMB-Donovan, LLC  
2014-0065944  
118-050-009

LINE DATA TABLE		
No.	Bearing	Length
L1	S86° 15' 11" E	12.94
L2	S17° 01' 09" E	5.05
L3	S3° 28' 44" W	10.58
L4	N17° 01' 09" W	21.87



SCALE 1"=40'

## KIRKER PASS ROAD TCE

Instrument:	Scale: 1"=40'	Date: SEPTEMBER 2017
Series No.:	Recorded:	Drawn By: AR File No.: A5261-16A
		Checked By: JS Cad File: RW405216.dgn

**EXHIBIT "A"**

Real property in an unincorporated area of the County of Contra Costa, State of California situate in the Southwest quarter of Section 1, Township 1 North, Range 1 West, Mt. Diablo Meridian, being a portion of the parcel of land described in the grant deed to Edward M. Tilbury, Trustee recorded April 21, 2017 Recorder's Document number 2017-0069422-00, Contra Costa County records, described as follows:

**Parcel Four – Temporary Construction Easement** from March 1, 2019 to December 31, 2019.

Beginning on the southerly Right of Way of Hess Road, at the true point of beginning of Deed Parcel Three described in the grant deed to Contra Costa County recorded May 27, 1966 in Book 5130 of Official Records, at Page 629; thence southeasterly along the southerly Right of Way of Hess Road (5130 OR 629) along a non-tangent curve concave to the northeast having a radius of 100.00 feet, a radial to said point bears south 37°50'06" west, through a central angle of 39°28'00", an arc length of 68.88 feet; thence leaving said Right of Way south 38°39'13" west, 50.86 feet; thence north 60°32'25" west, 23.66 feet; thence north 5°55'42" east, 8.31 feet; thence north 2°37'03" east, 14.30 feet; thence north 13°49'16" west, 7.67 feet to a point on a non-tangent curve concave to the northeast having a radius of 110.00 feet, a radial to said point bears south 26°56'37" west; thence northwesterly through a central angle of 13°30'55", an arc length of 25.95 feet to a point on the southeasterly Right of Way of Kirker Pass Road, as said Right of Way is described in the deed to Contra Costa County, recorded December 31, 1939 in Book 531 of Official Records, at Page 413, being a point on a non-tangent curve concave to the southeast having a radius of 369.97 feet, a radial to said point bears north 26°01'43" west; thence northeasterly along said Right of Way through a central angle of 1°43'04", an arc length of 11.09 feet to the Point of Beginning.

Containing an area of 1,716 square feet of land, more or less.

**Exhibit "B"** a plat is attached hereto, and by this reference made a part hereof.

This real property description has been prepared by me or under my direction, in conformance with the Professional Land Surveyors Act.

Signature: James A. Stein

Licensed Land Surveyor  
Contra Costa County Public Works Department

Date: 1/3/18



# EXHIBIT B

PLAT TO ACCOMPANY  
EXHIBIT A

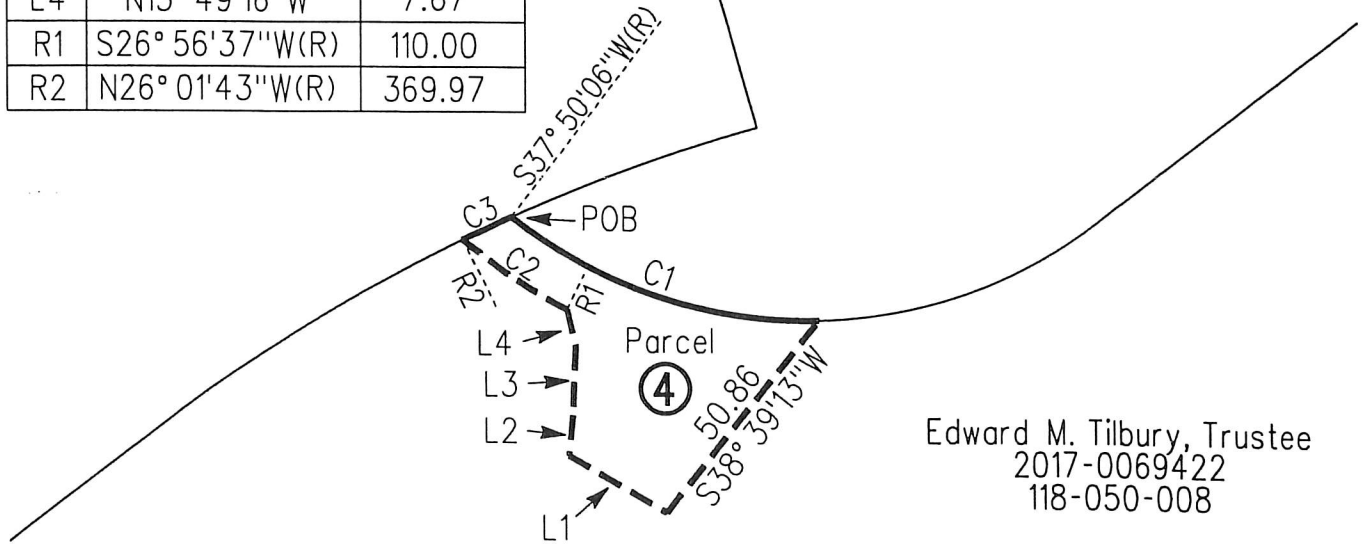


SCALE 1"=40'

KIRKER PASS ROAD

HESS ROAD

LINE DATA TABLE		
No.	Bearing	Length
L1	N60° 32' 25" W	23.66
L2	N5° 55' 42" E	8.31
L3	N2° 37' 03" E	14.30
L4	N13° 49' 16" W	7.67
R1	S26° 56' 37" W(R)	110.00
R2	N26° 01' 43" W(R)	369.97



Edward M. Tilbury, Trustee  
2017-0069422  
118-050-008

CURVE DATA TABLE			
No.	Delta	Radius	Length
C1	39° 28' 00"	100.00	68.88
C2	13° 30' 55"	110.00	25.95
C3	1° 43' 04"	369.97	11.09

## KIRKER PASS ROAD TCE

Instrument:	Scale: 1"=40'	Date: DECEMBER 2017
Series No.:	Recorded:	Drawn By: KT
		File No.: A5261-16A
		Checked By: JS
		Cad File: RW405216.dgn



**Contra  
Costa  
County**

To: Board of Supervisors  
From: Brian M. Balbas, Public Works Director/Chief Engineer  
Date: July 24, 2018

Subject: ADOPT Resolution No. 2018/249 Confirming Fiscal Year 2018-2019 Final Annual Report for County Service Area L-100 and Levying the Service Charges.

---

**RECOMMENDATION(S):**

1. ACCEPT the filing of the Fiscal Year 2018-2019 Final Annual Report on service charges in County Service Area (CSA) L-100 ("Final Annual Report"), a copy of which is attached.
2. ADOPT Resolution No. 2018/249, confirming the Final Annual Report and levying the service charges set forth in the report.
3. DIRECT the Clerk of the Board to file certified copies of the Final Annual Report and Resolution No. 2018/249 with the County Auditor-Controller.
4. DIRECT the County Auditor-Controller to include the service charges on the tax roll for Fiscal Year 2018-2019, the service charge for each parcel to appear as a separate item on the tax bill, pursuant to County Ordinance Code section 1012-2.614.

---

APPROVE

OTHER

RECOMMENDATION OF CNTY ADMINISTRATOR

RECOMMENDATION OF BOARD COMMITTEE

---

Action of Board On: **07/24/2018**  APPROVED AS RECOMMENDED  OTHER

Clerks Notes:

**VOTE OF SUPERVISORS**

I hereby certify that this is a true and correct copy of an action taken and entered on the minutes of the Board of Supervisors on the date shown.

ATTESTED: July 24, 2018

Contact: Jessi Duffy -  
925-313-2286

David J. Twa, County Administrator and Clerk of the Board of Supervisors

By: , Deputy

cc: Laura Strobel, County Administrator, CAO, Robert Campbell, Auditor Controller, Sharon Anderson, County Counsel, Gus Kramer, County Assessor, Brian Brown, Francisco & Associates, Inc., Slava Gospodchikov - Engineering Services, Wanda Quever, Finance, Diana Oyler - Finance, Carl Roner-Special Districts, Rochelle Johnson - Special Districts, Jessi Duffy- Special Districts

### FISCAL IMPACT:

The levy of the annual service charges in CSA L-100 will provide revenues for the continued operation and maintenance of street lighting services. The CSA L-100 total revenue (inclusive of ad-valorem, service charges, and other) was \$1,564,177.50 for Fiscal Year 2017-2018 and will be \$1,583,890.04 for Fiscal Year 2018-2019. In Fiscal Year 2017-2018 the basic service charge was \$14.94/year per equivalent dwelling unit for a single-family home and will remain the same for Fiscal Year 2018-2019.

### BACKGROUND:

On June 5, 2018, the Board of Supervisors conducted a public hearing and adopted Resolution No. 2018/135 confirming the Fiscal Year 2018-2019 Tentative Annual Report on proposed service charges for CSA L-100. CSA L-100 provides street lighting services.

On July 1, 2018, the County Assessor released the official assessment roll for Contra Costa County for Fiscal Year 2018-2019. Thereafter, pursuant to Section 1012-2.612 of the County Ordinance Code, the Public Works Director directed staff to determine whether the Tentative Annual Report required revision in order to conform to the official assessment roll. Any change to an estimated basic service charge or estimated service charge notated in the Tentative Annual Report may only be accommodated as a result of changes in ownership, changes of address, the subdivision of an existing parcel or changes in the class or land use of a parcel. Upon review of the official assessment roll, staff determined that revisions to the Tentative Annual Report were required in order to conform to the official assessment roll. These included changes in the use code of parcels. The Tentative Annual Report as revised is the Final Annual Report. See Attachment 1.

The Board may confirm the Final Annual Report by resolution. Resolution No. 2018/249 serves to confirm the Final Annual Report and constitutes the levy of the service charge for Fiscal Year 2018-2019.

### CONSEQUENCE OF NEGATIVE ACTION:

If a resolution confirming the Fiscal Year 2018-2019 Final Annual Report is not adopted, service charges for CSA L-100 would not be levied or collected in Fiscal Year 2018-2019 and street lighting would have to be selectively eliminated throughout the County to meet decreased funding levels.

### ATTACHMENTS

Resolution No. 2018/249

CSA L-100 Final Annual Report 2018-2019

**THE BOARD OF SUPERVISORS OF CONTRA COSTA COUNTY, CALIFORNIA**  
**and for Special Districts, Agencies and Authorities Governed by the Board**

Adopted this Resolution on 07/24/2018 by the following vote:

**AYE:**

**NO:**

**ABSENT:**

**ABSTAIN:**

**RECUSE:**



**Resolution No. 2018/249**

IN THE MATTER OF: Confirmation of Fiscal Year 2018-2019 Final Annual Report for County Service Area L-100 and levy of service charges (Countywide Street Lighting).

WHEREAS, the Board on June 5, 2018 adopted Resolution No. 2018/135, confirming the Fiscal Year 2018-2019 Tentative Annual Report for County Service Area (CSA) L-100.

WHEREAS, the Public Works Director has presented to the Board a Fiscal Year 2018-2019 Final Annual Report conforming to the County's official assessment roll for Fiscal Year 2018-2019, pursuant to County Ordinance Code section 1012-2.612; and

WHEREAS, the Board has reviewed and hereby modifies the Final Annual Report as follows: The Final Annual Report includes the Final Roll which lists all parcel changes to the Tentative Roll submitted in the Tentative Annual Report on June 5, 2018. The Final Roll shows the current lists of parcels with updated use codes.

NOW, THEREFORE, BE IT RESOLVED that the Board hereby CONFIRMS the Fiscal Year 2018-2019 Final Annual Report for CSA L-100, as modified, and DECLARES that this Resolution constitutes the levy of the service charges therein for Fiscal Year 2018-2019.

I hereby certify that this is a true and correct copy of an action taken and entered on the minutes of the Board of Supervisors on the date shown.

**Contact: Jessi Duffy - 925-313-2286**

**ATTESTED: July 24, 2018**

David J. Twa, County Administrator and Clerk of the Board of Supervisors

By: , Deputy


**cc:** Laura Strobel, County Administrator, CAO, Robert Campbell, Auditor Controller, Sharon Anderson, County Counsel, Gus Kramer, County Assessor, Brian Brown, Francisco & Associates, Inc., Slava Gospodchikov - Engineering Services, Wanda Quever, Finance, Diana Oyler - Finance, Carl Roner-Special Districts, Rochelle Johnson - Special Districts, Jessi Duffy- Special Districts



**FINAL ANNUAL REPORT  
FISCAL YEAR 2018-2019**

**CONTRA COSTA COUNTY SERVICE AREA L-100  
(Countywide Street Lighting)**

**July 24, 2018**



**Board of Supervisors**

John Gioia, District 1  
Candace Andersen, District 2  
Diane Burgis, District 3  
Karen Mitchoff, District 4  
Federal Glover, District 5

Prepared by  
**Contra Costa County  
Public Works Department**

**BACKGROUND INFORMATION**

On October 31, 1978, the Board of Supervisors instructed the Public Works Director to develop an alternate means to supplement ad valorem property taxes to fund street lighting in unincorporated County Service Areas. This report recommends the levying of a street lighting charge as provided in the County Service Area Law, Government Code, Sections 25210.1 and following, and in accordance with Ordinance No. 79-42, adopted by the Board of Supervisors on March 27, 1979.

County Service Area (CSA) L-100 was formed on September 10, 1986, as a dependent special district of the County and as the consolidation of four street-lighting CSAs. The purpose for consolidating the four CSAs into one district was to provide more efficient and cost-effective street-lighting services throughout the County by having one new county service area with a single management structure and operational area throughout the County and in order to more equitably finance the cost of lighting services by a common service charge structure.

CSA L-100 provides street lighting operations and maintenance services throughout the County's unincorporated developed areas and pays for utility costs.

**CURRENT ANNUAL ADMINISTRATION**

Pursuant to County Ordinance Section 1012-2.6, former County Service Area Law (California Government Code Section 25210.77a), and current County Service Area Law (California Government Code Section 24210.3, subd. (d)), the Tentative Annual Report has been filed with the Clerk of the Board of Supervisors, public notice has been completed as required, and the Board conducted a Public Hearing and then made a determination on each estimated service charge in the tentative report. Contra Costa Board of Supervisors reviewed the Tentative Annual Report in accordance with Resolution No. 2018/135, on June 5, 2018, and conducted a Public Hearing in connection with the proceedings for CSA L-100.

Upon adoption of the Final Annual Report by the Board of Supervisors, the charges contained herein will be collected on the property tax roll of Contra Costa County in the same manner, by the same persons, at the same time as, and together with the County's general taxes.

**Legal Authority**

As required by County Ordinance Section 1012-2.6, former County Service Area Law (California Government Code Section 25210.77a), and current County Service Area Law (California Government Code Section 24210.3, subd. (d)), the Tentative Annual Report includes the following minimum information as shown in the Service Charge Roll:

1. A description of each parcel of real property receiving the miscellaneous extended service;
2. The basic service charge;
3. The estimated amount of the service charge for each parcel for such year; and
4. A parcel list identifying each parcel receiving services that allows parcel owners to find their property on the list and determine the proposed charge.

This annual report also includes an estimate of the annual costs and the method of apportionment as additional information to allow the reader to better understand what services are being paid for, what is the total annual cost for the services provided, and how the cost of services is spread to each individual parcel.

**Street Light Capital Project Implementation**

In Fiscal Year 2015-16 the Street Light Design Guidelines and the Safety Lighting, Maintenance and Repair Practices was reviewed and updated. As of late 2015, Contra Costa County has completed the conversion of County-owned standard street lights from high-pressure sodium vapor to light-emitting diode (LED) lights. PG&E continues their LED conversion program and has changed the PG&E-owned standard street lights to LED in West Contra Costa County.

In Fiscal Year 2015-16, a Capital Improvement Plan (CIP) was prepared by W-Trans, CSA L-100 street light consultant. W-Trans concluded that the CSA funds will be needed when CSA L-100 facilities are to be replaced in the future. It further concluded that the current annual service charge collected per street light appears appropriate, and it is recommended that funds continue to be collected at the same levels.

In 2016, PG&E completed the conversion of PG&E-owned street lights in Contra Costa County from high-pressure sodium vapor to LED lights.

In Fiscal Year 2018-2019, CSA L-100 plans on continuing inspection work to identify and replace damaged and leaning street light poles. Additionally, CSA L-100 is coordinating the upgrade of all decorative street lights to LED Countywide.

**ESTIMATE OF ANNUAL COST**

The Fiscal Year 2017-18 projected and Fiscal Year 2018-19 proposed revenues and expenditures are shown below. A special fund has been set up for the collection of revenues and expenditures for CSA L-100. The total cost to provide the street lighting services can be recovered from the collection of service charges. Incidental expenses including administration, engineering fees, legal fees and all other costs associated with the street lighting services may also be included.

When CSA L-100 was formed, a financial analysis was performed to provide the framework for an operating budget for the proposed street lighting operations and maintenance services. Revenues collected from the charge shall be used only for the expenditures represented in this report. Any balance remaining on July 1 at the end of the fiscal year must be carried over to the next fiscal year.

**CSA L-100 Countywide Street Lighting Final Annual Report  
Fiscal Year 2018-19**

<b>CSA L-100 Countywide Street Lighting</b>	<b>FY 2017-18</b>	<b>FY 2018-19</b>
<b>Fund 240100 Org 7394</b>	<b>Projected</b>	<b>Proposed</b>
<b>Beginning Fund Balance</b>	<b>\$ 5,498,818.72</b>	<b>\$ 5,560,940.14</b>
<b>Revenue:</b>		
Ad-valorem Revenue	895,546.43	915,000.00
H/O Prop Tax Relief	7,000.00	7,000.00
Taxes and Assessments	615,499.07	611,890.04
Earnings on Investment	46,132.00	50,000.00
<b>TOTAL CURRENT REVENUE</b>	<b>\$ 1,564,177.50</b>	<b>\$ 1,583,890.04</b>
<b>Total Revenue + Carryover:</b>	<b>\$ 7,062,996.22</b>	<b>\$ 7,144,830.18</b>
<b>Expenditures:</b>		
Postage	20.00	20.00
Utilities (Water & Electricity)	915,152.16	950,000.00
Publications & Legal Notices	250.00	500.00
Memberships	1,800.00	2,000.00
Professional/Specialized Svcs (Non-County)	56,450.00	65,000.00
Special Dept Expense (Capital Replacement)	-	5,527,010.18
Tax & Assessment Fees	32,611.92	35,000.00
County Counsel	-	2,000.00
Prop Tax Admin Fees	7,000.00	8,000.00
Investment Fees	272.00	300.00
Self-Insurance	66,000.00	90,000.00
County-Owned Light Pole Maintenance & Vandalism	101,500.00	120,000.00
Public Works Labor	321,000.00	345,000.00
<b>Total Expenditures</b>	<b>\$ 1,502,056.08</b>	<b>\$ 7,144,830.18</b>
<b>FUND BALANCE AVAILABLE</b>	<b>\$ 5,560,940.14</b>	<b>\$ -</b>

## **METHOD OF APPORTIONMENT**

### **Special vs. General Benefit**

On November 5, 1996 California voters approved Proposition 218 entitled "Right to Vote On Taxes Act" which added Articles XIIC and XIID to the California Constitution. While its title refers only to taxes, Proposition 218 establishes new procedural requirements for fees, charges and benefit assessments.

Although the District's annual service charges are generally collected on the property tax rolls, the District's service charges are not "taxes." Service charges are distinct from the regular one percent (1%) property tax and property tax debt overrides in that assessment rates are not levied on an ad valorem basis. The service charges contained in this report are considered assessments under Proposition 218.

Proposition 218 procedures stipulate that even if charges or benefit assessments are initially exempt from Proposition 218, future increases in the charges or benefit assessments must comply with the provisions of Proposition 218. However, if the future increase in the charge or benefit assessment were anticipated in the charge or benefit assessment formula when approved by property owners (e.g., consumer price index increases or a predetermined cap), then the future increase in the charge or benefit assessment would be in compliance with the intent and provisions of Proposition 218.

Proposition 218 provides that "only special benefits are assessable" and defines a special benefit as a particular and distinct benefit conferred on real property and not a general benefit received by the public at large. Parcels located within the boundaries of the CSA will be assessed for the operation, maintenance and capital replacement costs associated with street lighting improvements as described herein, if they receive a special and direct benefit from the improvements. Furthermore, the identification and separation of general benefits from the special benefits follows for CSA L-100.

In the absence of the annual assessment, the street light improvements within CSA L-100 would not be provided, therefore the enhanced public services provided within CSA L-100 confer a special benefit on the properties within the boundaries of CSA L-100 because only the parcels located within the boundaries of the CSA are served. Without the services, the property located in the unincorporated area would receive no street lighting and no special benefits. Therefore, the services in CSA L-100 are 100 percent special benefit to the parcels within the CSA.

Special Benefits conferred on property within the CSA from the public street lighting improvements include:

- Providing for safe vehicular and pedestrian access to property,
- Providing improved livability, appearance, and desirability of property within the CSA, and
- Providing safety and security to property due to enhanced illumination of the property.

Properties outside of CSA L-100 do not enjoy the close proximity to the street light improvements provided by the CSA and therefore property outside the boundaries of the CSA do not receive the special benefits. Although these improvements may be available to the public at large, the public street lighting within the CSA was specifically designed, located and created to provide additional and improved public resources for the direct advantage of property inside the

CSA, and not the public at large. The boundaries of the CSA have been narrowly drawn to include only those parcels that receive a direct advantage from the improvements.

In addition to the special and direct benefits the property owners receive within the CSA from the street lighting improvements, it has been determined that no general benefits are associated with street lighting within CSA L-100. Furthermore, any benefits conferred by the street lights to the public at large are considered to be incidental, negligible and non-quantifiable benefits. The street light improvements described herein within this report, confer special benefits that affect the assessed property in a way that is distinct from their effects on other parcels and which real property in general and the public at large do not share.

### **Methodology**

The total operation and maintenance costs for the extended public services are apportioned in accordance with the methodology that is consistent with standard practices.

The proper functioning of street lighting is imperative for the welfare and safety of the property owners throughout the County. Proper operation, maintenance, and servicing of a street-lighting system benefits properties by providing increased illumination for ingress and egress, safety for traveling at night, improved security, protection of property and the reduction of traffic accidents.

The degree of benefit is determined by the use of each individual parcel, the intensity of illumination provided, the number of pedestrians generated and the enhanced security during hours of darkness. The method for distributing the costs to each parcel is based on the Equivalent Dwelling Unit (EDU) factor. The single-family residential parcel is considered one unit of benefit (1.00 EDU). All other land uses have been analyzed to determine a benefit they receive from the intensity of illumination provided, the number of pedestrians generated by their property and the enhanced security to their property during hours of darkness.

The single-family residential parcel has been selected as the basic unit for the calculation of assessment since it represents approximately 72 percent of the parcels within the County. Therefore, the single-family residential parcel is defined as one Equivalent Dwelling Unit (EDU). The methodology used to assign EDUs to the land uses in proportion to the benefit they receive relative to the single family residential parcel is based on the intensity of the street lighting illumination adjacent to the parcel, the amount of pedestrian traffic generated from the parcel, and the security received from the street lighting to the parcel.

### **Rate**

See Table 1 on the following page for Fiscal Year 2018-19 Typical Street Lighting Service Charge Rates.

TABLE 1 - TYPICAL SERVICE CHARGE RATES FY 2018-19				
Land Use	Number of Units	Number of EDU's	FY 2018-19 Charge per EDU	FY 2018-19 Charge
Single Family	1.00	1.00	\$14.94	\$14.94
Condominiums	1.00	0.50	\$14.94	\$7.47
10 unit Apartment	10.00	5.00	\$14.94	\$74.70
30 unit Apartment	30.00	7.00	\$14.94	\$104.58
Commercial	N/A	5.00	\$14.94	\$74.70
Industrial Building	N/A	5.00	\$14.94	\$74.70
Church	N/A	5.00	\$14.94	\$74.70
Vacant Land	N/A	0.50	\$14.94	\$7.47

For a detailed description of the Equivalent Dwelling Unit factors by land use, see Table 2 on the following page.



**CSA L-100 Countywide Street Lighting Final Annual Report  
Fiscal Year 2018-19**

**Table 2 - Recommended Street Lighting EDU's by County Use Code**

<b>Class</b>		<b>County Use Code</b>	<b>Intensity</b>	<b>Pedestrian</b>	<b>Security</b>	<b>Total EDU (Factor)</b>
1	A. Single Dwelling Unit	11, 12, 13, 14, 19, 61	0.250	0.500	0.250	<b>1.000</b>
	B. Condominium	16, 29	0.250	0.125	0.125	<b>0.500</b>
2	Multiple Dwelling Units					
	A. Two	21	0.250	1.250	0.500	<b>2.000</b>
	B. Three	22, 24	0.250	2.250	0.500	<b>3.000</b>
	C. Four	23	0.500	3.000	0.500	<b>4.000</b>
	D. 5-12	25	0.500	3.500	1.000	<b>5.000</b>
	E. 13-24	26	0.750	4.000	1.250	<b>6.000</b>
	F. 25-59	27	0.750	4.500	1.750	<b>7.000</b>
G. 60 or more	28	1.000	5.000	2.000	<b>8.000</b>	
3	Commercial					
	A. Commercial Stores	31	1.000	3.000	1.000	<b>5.000</b>
	B. Small Grocery	32	1.000	3.000	1.000	<b>5.000</b>
	C. Office Building	33	1.000	3.000	1.000	<b>5.000</b>
	D. Medical, Dental	34	1.000	3.000	1.000	<b>5.000</b>
	E. Service Stations	35	1.000	3.000	1.000	<b>5.000</b>
	F. Garages	36	1.000	3.000	1.000	<b>5.000</b>
	G. Recreational Clubs	37	1.000	3.000	1.000	<b>5.000</b>
	H. Golf Courses	38	1.000	3.000	1.000	<b>5.000</b>
	I. Bowling Alleys	39	1.000	3.000	1.000	<b>5.000</b>
	J. Boat Harbors	40	1.000	3.000	1.000	<b>5.000</b>
	K. Supermarkets	41	1.000	3.000	1.000	<b>5.000</b>
	L. Shopping Centers	42	1.000	3.000	1.000	<b>5.000</b>
	M. Financial Buildings	43	1.000	3.000	1.000	<b>5.000</b>
	N. Motels, Mob. Home Parks	44	1.000	3.000	1.000	<b>5.000</b>
O. Theaters	45	1.000	3.000	1.000	<b>5.000</b>	
P. Drive-In Restaurants	46	1.000	3.000	1.000	<b>5.000</b>	
Q. Restaurants – Walk in	47	1.000	3.000	1.000	<b>5.000</b>	
R. Multiple Commercial	48	1.000	3.000	1.000	<b>5.000</b>	
S. Auto Agencies	49	1.000	3.000	1.000	<b>5.000</b>	
4	Industrial	50 thru 56	1.000	3.000	1.000	<b>5.000</b>
5	Institutional					
	A. Convalescent Hospital	70	1.000	3.000	1.000	<b>5.000</b>
	B. Churches	71	1.000	3.000	1.000	<b>5.000</b>
	C. Cemeteries, Mortuary	74	1.000	3.000	1.000	<b>5.000</b>
D. Fraternal & Service Org.	75	1.000	3.000	1.000	<b>5.000</b>	
6	Miscellaneous Property					
	A. Vacant Land	15, 17 18, 20, 30, 60, 62 thru 69	0.000	0.250	0.250	<b>0.500</b>

**SERVICE CHARGE ROLL**

A list, which shows those parcels to be charged for Fiscal Year 2018-19, including a description of each parcel to be charged is shown on the following pages.

Assessor's Parcel Number	Property Class	FY18-19 Service Charge	Assessor's Parcel Number	Property Class	FY18-19 Service Charge	Assessor's Parcel Number	Property Class	FY18-19 Service Charge
002-040-012	SFR	\$14.94	002-082-001	SFR	\$14.94	002-122-010	SFR	\$14.94
002-040-043	SFR	\$14.94	002-082-002	COM	\$74.70	002-122-012	MFR2	\$29.88
002-040-044	VSFR	\$7.46	002-082-003	VCOM	\$7.46	002-122-013	SFR	\$14.94
002-040-045	SFR	\$14.94	002-083-001	SFR	\$14.94	002-122-014	SFR	\$14.94
002-040-064	MISC	\$7.46	002-083-002	SFR	\$14.94	002-122-017	SFR	\$14.94
002-040-065	MISC	\$7.46	002-083-004	SFR	\$14.94	002-122-018	SFR	\$14.94
002-040-066	MISC	\$7.46	002-083-005	SFR	\$14.94	002-122-019	SFR	\$14.94
002-050-001	VSFR	\$7.46	002-083-006	SFR	\$14.94	002-122-022	SFR	\$14.94
002-050-002	SFR	\$14.94	002-083-007	SFR	\$14.94	002-122-023	SFR	\$14.94
002-050-005	SFR	\$14.94	002-083-008	COM	\$74.70	002-140-001	SFR	\$14.94
002-050-006	SFR	\$14.94	002-083-009	VSFR	\$7.46	002-140-002	SFR	\$14.94
002-050-008	SFR	\$14.94	002-083-010	VSFR	\$7.46	002-140-006	SFR	\$14.94
002-050-009	SFR	\$14.94	002-083-011	SFR	\$14.94	002-140-008	SFR	\$14.94
002-050-010	SFR	\$14.94	002-083-012	VSFR	\$7.46	002-140-010	COM	\$74.70
002-050-011	SFR	\$14.94	002-083-013	SFR	\$14.94	002-140-011	SFR	\$14.94
002-050-012	SFR	\$14.94	002-083-014	SFR	\$14.94	002-140-012	SFR	\$14.94
002-050-013	SFR	\$14.94	002-083-015	SFR	\$14.94	002-140-013	SFR	\$14.94
002-060-001	SFR	\$14.94	002-090-004	VCOM	\$7.46	002-140-016	SFR	\$14.94
002-060-003	SFR	\$14.94	002-090-009	SFR	\$14.94	002-140-019	SFR	\$14.94
002-060-006	SFR	\$14.94	002-090-012	COM	\$74.70	002-140-020	SFR	\$14.94
002-060-008	SFR	\$14.94	002-090-016	COM	\$74.70	002-140-021	SFR	\$14.94
002-060-009	SFR	\$14.94	002-090-017	COM	\$74.70	002-140-022	SFR	\$14.94
002-060-010	SFR	\$14.94	002-101-001	MFR	\$44.82	002-140-023	SFR	\$14.94
002-060-011	SFR	\$14.94	002-101-004	SFR	\$14.94	002-140-024	SFR	\$14.94
002-060-012	SFR	\$14.94	002-101-005	SFR	\$14.94	002-140-025	VSFR	\$7.46
002-060-013	SFR	\$14.94	002-101-006	SFR	\$14.94	002-140-026	SFR	\$14.94
002-060-014	SFR	\$14.94	002-101-007	SFR	\$14.94	002-150-007	SFR	\$14.94
002-060-015	SFR	\$14.94	002-102-004	VCOM	\$7.46	002-150-009	SFR	\$14.94
002-060-020	SFR	\$14.94	002-102-005	VCOM	\$7.46	002-150-010	VSFR	\$7.46
002-060-021	SFR	\$14.94	002-102-006	COM	\$74.70	002-150-015	SFR	\$14.94
002-060-022	SFR	\$14.94	002-102-007	COM	\$74.70	002-150-016	SFR	\$14.94
002-060-023	SFR	\$14.94	002-102-013	SFR	\$14.94	002-150-018	SFR	\$14.94
002-060-024	VSFR	\$7.46	002-102-015	SFR	\$14.94	002-150-020	SFR	\$14.94
002-060-025	SFR	\$14.94	002-102-016	VCOM	\$7.46	002-150-021	SFR	\$14.94
002-060-026	SFR	\$14.94	002-102-018	COM	\$74.70	002-150-022	SFR	\$14.94
002-060-027	SFR	\$14.94	002-110-002	SFR	\$14.94	002-260-002	IND	\$74.70
002-060-028	SFR	\$14.94	002-110-003	SFR	\$14.94	003-110-003	SFR	\$14.94
002-070-001	SFR	\$14.94	002-110-004	SFR	\$14.94	003-110-004	SFR	\$14.94
002-070-006	SFR	\$14.94	002-110-005	SFR	\$14.94	003-110-005	SFR	\$14.94
002-070-008	SFR	\$14.94	002-110-007	VSFR	\$7.46	003-110-006	MISC	\$7.46
002-070-010	SFR	\$14.94	002-110-011	SFR	\$14.94	003-110-009	MFR2	\$29.88
002-070-013	SFR	\$14.94	002-110-012	SFR	\$14.94	003-110-012	COM	\$74.70
002-070-014	SFR	\$14.94	002-110-013	COM	\$74.70	003-110-013	COM	\$74.70
002-070-018	SFR	\$14.94	002-110-014	IND	\$74.70	003-120-007	SFR	\$14.94
002-070-019	SFR	\$14.94	002-110-015	SFR	\$14.94	003-140-009	INST	\$74.70
002-070-020	SFR	\$14.94	002-110-018	SFR	\$14.94	003-140-010	MISC	\$7.46
002-070-021	SFR	\$14.94	002-110-019	SFR	\$14.94	003-140-011	INST	\$74.70
002-070-024	SFR	\$14.94	002-122-002	SFR	\$14.94	003-140-012	MISC	\$7.46
002-070-025	SFR	\$14.94	002-122-003	SFR	\$14.94	011-120-024	COM	\$74.70
002-081-001	SFR	\$14.94	002-122-004	SFR	\$14.94	011-220-039	VCOM	\$7.46
002-081-002	COM	\$74.70	002-122-005	SFR	\$14.94	011-241-022	MISC	\$7.46
002-081-003	SFR	\$14.94	002-122-006	SFR	\$14.94	011-241-023	MISC	\$7.46

Assessor's Parcel Number	Property Class	FY18-19 Service Charge	Assessor's Parcel Number	Property Class	FY18-19 Service Charge	Assessor's Parcel Number	Property Class	FY18-19 Service Charge
011-291-002	SFR	\$1 4.94	011-291-054	SFR	\$1 4.94	011-316-001	SFR	\$1 4.94
011-291-003	SFR	\$1 4.94	011-291-055	SFR	\$1 4.94	011-316-002	SFR	\$1 4.94
011-291-004	SFR	\$1 4.94	011-291-056	SFR	\$1 4.94	011-316-003	SFR	\$1 4.94
011-291-005	SFR	\$1 4.94	011-291-057	SFR	\$1 4.94	011-316-004	SFR	\$1 4.94
011-291-006	SFR	\$1 4.94	011-291-058	SFR	\$1 4.94	011-316-005	SFR	\$1 4.94
011-291-007	SFR	\$1 4.94	011-291-059	SFR	\$1 4.94	011-316-006	SFR	\$1 4.94
011-291-008	SFR	\$1 4.94	011-291-060	SFR	\$1 4.94	011-316-007	SFR	\$1 4.94
011-291-009	SFR	\$1 4.94	011-291-061	SFR	\$1 4.94	011-316-008	SFR	\$1 4.94
011-291-010	SFR	\$1 4.94	011-291-062	SFR	\$1 4.94	011-316-009	SFR	\$1 4.94
011-291-011	SFR	\$1 4.94	011-291-063	SFR	\$1 4.94	011-316-010	SFR	\$1 4.94
011-291-012	SFR	\$1 4.94	011-291-064	SFR	\$1 4.94	011-316-011	SFR	\$1 4.94
011-291-013	SFR	\$1 4.94	011-302-001	SFR	\$1 4.94	011-316-012	SFR	\$1 4.94
011-291-014	SFR	\$1 4.94	011-302-002	SFR	\$1 4.94	011-316-013	SFR	\$1 4.94
011-291-015	SFR	\$1 4.94	011-302-003	SFR	\$1 4.94	011-316-014	SFR	\$1 4.94
011-291-016	SFR	\$1 4.94	011-302-004	SFR	\$1 4.94	011-316-015	SFR	\$1 4.94
011-291-017	SFR	\$1 4.94	011-302-005	SFR	\$1 4.94	011-316-016	SFR	\$1 4.94
011-291-018	SFR	\$1 4.94	011-302-006	SFR	\$1 4.94	011-316-017	SFR	\$1 4.94
011-291-019	SFR	\$1 4.94	011-302-007	SFR	\$1 4.94	011-316-018	SFR	\$1 4.94
011-291-020	SFR	\$1 4.94	011-302-008	SFR	\$1 4.94	011-316-019	SFR	\$1 4.94
011-291-021	SFR	\$1 4.94	011-302-009	SFR	\$1 4.94	011-316-020	SFR	\$1 4.94
011-291-022	SFR	\$1 4.94	011-302-010	SFR	\$1 4.94	011-316-021	SFR	\$1 4.94
011-291-023	SFR	\$1 4.94	011-302-011	SFR	\$1 4.94	011-316-022	SFR	\$1 4.94
011-291-024	SFR	\$1 4.94	011-302-012	SFR	\$1 4.94	011-316-023	SFR	\$1 4.94
011-291-025	SFR	\$1 4.94	011-302-013	SFR	\$1 4.94	011-316-024	SFR	\$1 4.94
011-291-026	SFR	\$1 4.94	011-302-014	SFR	\$1 4.94	011-316-025	SFR	\$1 4.94
011-291-027	SFR	\$1 4.94	011-302-015	SFR	\$1 4.94	011-316-026	SFR	\$1 4.94
011-291-028	SFR	\$1 4.94	011-302-016	SFR	\$1 4.94	011-316-027	SFR	\$1 4.94
011-291-029	SFR	\$1 4.94	011-302-017	SFR	\$1 4.94	011-316-028	SFR	\$1 4.94
011-291-030	SFR	\$1 4.94	011-302-018	SFR	\$1 4.94	011-316-029	SFR	\$1 4.94
011-291-031	SFR	\$1 4.94	011-302-019	SFR	\$1 4.94	011-316-030	SFR	\$1 4.94
011-291-032	SFR	\$1 4.94	011-302-020	SFR	\$1 4.94	011-316-031	SFR	\$1 4.94
011-291-033	SFR	\$1 4.94	011-302-021	SFR	\$1 4.94	011-316-032	SFR	\$1 4.94
011-291-034	SFR	\$1 4.94	011-302-022	SFR	\$1 4.94	011-316-033	SFR	\$1 4.94
011-291-035	SFR	\$1 4.94	011-302-023	SFR	\$1 4.94	011-316-034	SFR	\$1 4.94
011-291-036	SFR	\$1 4.94	011-302-024	SFR	\$1 4.94	011-316-035	SFR	\$1 4.94
011-291-037	SFR	\$1 4.94	011-302-025	SFR	\$1 4.94	011-316-036	SFR	\$1 4.94
011-291-038	SFR	\$1 4.94	011-302-026	SFR	\$1 4.94	011-316-037	SFR	\$1 4.94
011-291-039	SFR	\$1 4.94	011-302-027	SFR	\$1 4.94	011-316-038	SFR	\$1 4.94
011-291-040	SFR	\$1 4.94	011-302-028	SFR	\$1 4.94	011-316-039	SFR	\$1 4.94
011-291-041	SFR	\$1 4.94	011-302-029	SFR	\$1 4.94	011-316-040	SFR	\$1 4.94
011-291-042	SFR	\$1 4.94	011-302-030	SFR	\$1 4.94	011-316-041	SFR	\$1 4.94
011-291-043	SFR	\$1 4.94	011-302-031	SFR	\$1 4.94	011-316-042	SFR	\$1 4.94
011-291-044	SFR	\$1 4.94	011-302-032	SFR	\$1 4.94	011-323-001	SFR	\$1 4.94
011-291-045	SFR	\$1 4.94	011-302-033	SFR	\$1 4.94	011-323-002	SFR	\$1 4.94
011-291-046	SFR	\$1 4.94	011-302-034	SFR	\$1 4.94	011-323-003	SFR	\$1 4.94
011-291-047	SFR	\$1 4.94	011-302-035	SFR	\$1 4.94	011-323-004	SFR	\$1 4.94
011-291-048	SFR	\$1 4.94	011-302-036	SFR	\$1 4.94	011-323-005	SFR	\$1 4.94
011-291-049	SFR	\$1 4.94	011-302-037	SFR	\$1 4.94	011-323-006	SFR	\$1 4.94
011-291-050	SFR	\$1 4.94	011-302-038	SFR	\$1 4.94	011-323-007	SFR	\$1 4.94
011-291-051	SFR	\$1 4.94	011-302-039	SFR	\$1 4.94	011-323-008	SFR	\$1 4.94
011-291-052	SFR	\$1 4.94	011-302-040	SFR	\$1 4.94	011-323-009	SFR	\$1 4.94
011-291-053	SFR	\$1 4.94	011-302-041	SFR	\$1 4.94	011-323-010	SFR	\$1 4.94

Assessor's Parcel Number	Property Class	FY18-19 Service Charge	Assessor's Parcel Number	Property Class	FY18-19 Service Charge	Assessor's Parcel Number	Property Class	FY18-19 Service Charge
011-323-011	SFR	\$1 4.94	011-323-063	SFR	\$1 4.94	011-331-051	SFR	\$1 4.94
011-323-012	SFR	\$1 4.94	011-323-064	SFR	\$1 4.94	011-331-052	SFR	\$1 4.94
011-323-013	SFR	\$1 4.94	011-331-001	SFR	\$1 4.94	011-331-053	SFR	\$1 4.94
011-323-014	SFR	\$1 4.94	011-331-002	SFR	\$1 4.94	011-331-054	SFR	\$1 4.94
011-323-015	SFR	\$1 4.94	011-331-003	SFR	\$1 4.94	011-331-055	SFR	\$1 4.94
011-323-016	SFR	\$1 4.94	011-331-004	SFR	\$1 4.94	011-331-056	SFR	\$1 4.94
011-323-017	SFR	\$1 4.94	011-331-005	SFR	\$1 4.94	011-331-057	SFR	\$1 4.94
011-323-018	SFR	\$1 4.94	011-331-006	SFR	\$1 4.94	011-331-058	SFR	\$1 4.94
011-323-019	SFR	\$1 4.94	011-331-007	SFR	\$1 4.94	011-331-059	SFR	\$1 4.94
011-323-020	SFR	\$1 4.94	011-331-008	SFR	\$1 4.94	011-331-060	SFR	\$1 4.94
011-323-021	SFR	\$1 4.94	011-331-009	SFR	\$1 4.94	011-331-061	SFR	\$1 4.94
011-323-022	SFR	\$1 4.94	011-331-010	SFR	\$1 4.94	011-331-062	SFR	\$1 4.94
011-323-023	SFR	\$1 4.94	011-331-011	SFR	\$1 4.94	011-331-063	SFR	\$1 4.94
011-323-024	SFR	\$1 4.94	011-331-012	SFR	\$1 4.94	011-331-064	SFR	\$1 4.94
011-323-025	SFR	\$1 4.94	011-331-013	SFR	\$1 4.94	011-331-065	SFR	\$1 4.94
011-323-026	SFR	\$1 4.94	011-331-014	SFR	\$1 4.94	011-331-066	SFR	\$1 4.94
011-323-027	SFR	\$1 4.94	011-331-015	SFR	\$1 4.94	011-331-067	SFR	\$1 4.94
011-323-028	SFR	\$1 4.94	011-331-016	SFR	\$1 4.94	011-331-068	SFR	\$1 4.94
011-323-029	SFR	\$1 4.94	011-331-017	SFR	\$1 4.94	011-331-069	SFR	\$1 4.94
011-323-030	SFR	\$1 4.94	011-331-018	SFR	\$1 4.94	011-331-070	SFR	\$1 4.94
011-323-031	SFR	\$1 4.94	011-331-019	SFR	\$1 4.94	011-331-071	SFR	\$1 4.94
011-323-032	SFR	\$1 4.94	011-331-020	SFR	\$1 4.94	011-331-072	SFR	\$1 4.94
011-323-033	SFR	\$1 4.94	011-331-021	SFR	\$1 4.94	011-331-073	SFR	\$1 4.94
011-323-034	SFR	\$1 4.94	011-331-022	SFR	\$1 4.94	011-331-074	SFR	\$1 4.94
011-323-035	SFR	\$1 4.94	011-331-023	SFR	\$1 4.94	011-331-075	SFR	\$1 4.94
011-323-036	SFR	\$1 4.94	011-331-024	SFR	\$1 4.94	011-331-076	SFR	\$1 4.94
011-323-037	SFR	\$1 4.94	011-331-025	SFR	\$1 4.94	011-331-077	SFR	\$1 4.94
011-323-038	SFR	\$1 4.94	011-331-026	SFR	\$1 4.94	011-331-078	SFR	\$1 4.94
011-323-039	SFR	\$1 4.94	011-331-027	SFR	\$1 4.94	011-331-079	SFR	\$1 4.94
011-323-040	SFR	\$1 4.94	011-331-028	SFR	\$1 4.94	011-331-080	SFR	\$1 4.94
011-323-041	SFR	\$1 4.94	011-331-029	SFR	\$1 4.94	011-331-081	SFR	\$1 4.94
011-323-042	SFR	\$1 4.94	011-331-030	SFR	\$1 4.94	011-331-082	SFR	\$1 4.94
011-323-043	SFR	\$1 4.94	011-331-031	SFR	\$1 4.94	011-331-083	SFR	\$1 4.94
011-323-044	SFR	\$1 4.94	011-331-032	SFR	\$1 4.94	011-331-084	SFR	\$1 4.94
011-323-045	SFR	\$1 4.94	011-331-033	SFR	\$1 4.94	011-331-085	SFR	\$1 4.94
011-323-046	SFR	\$1 4.94	011-331-034	SFR	\$1 4.94	011-331-086	SFR	\$1 4.94
011-323-047	SFR	\$1 4.94	011-331-035	SFR	\$1 4.94	011-331-087	SFR	\$1 4.94
011-323-048	SFR	\$1 4.94	011-331-036	SFR	\$1 4.94	011-331-088	SFR	\$1 4.94
011-323-049	SFR	\$1 4.94	011-331-037	SFR	\$1 4.94	011-331-089	SFR	\$1 4.94
011-323-050	SFR	\$1 4.94	011-331-038	SFR	\$1 4.94	011-331-090	SFR	\$1 4.94
011-323-051	SFR	\$1 4.94	011-331-039	SFR	\$1 4.94	011-331-091	SFR	\$1 4.94
011-323-052	SFR	\$1 4.94	011-331-040	SFR	\$1 4.94	011-331-092	SFR	\$1 4.94
011-323-053	SFR	\$1 4.94	011-331-041	SFR	\$1 4.94	011-331-093	SFR	\$1 4.94
011-323-054	SFR	\$1 4.94	011-331-042	SFR	\$1 4.94	011-331-094	SFR	\$1 4.94
011-323-055	SFR	\$1 4.94	011-331-043	SFR	\$1 4.94	011-331-095	SFR	\$1 4.94
011-323-056	SFR	\$1 4.94	011-331-044	SFR	\$1 4.94	011-331-096	SFR	\$1 4.94
011-323-057	SFR	\$1 4.94	011-331-045	SFR	\$1 4.94	011-331-097	SFR	\$1 4.94
011-323-058	SFR	\$1 4.94	011-331-046	SFR	\$1 4.94	011-340-001	SFR	\$1 4.94
011-323-059	SFR	\$1 4.94	011-331-047	SFR	\$1 4.94	011-340-002	SFR	\$1 4.94
011-323-060	SFR	\$1 4.94	011-331-048	SFR	\$1 4.94	011-340-003	SFR	\$1 4.94
011-323-061	SFR	\$1 4.94	011-331-049	SFR	\$1 4.94	011-340-004	SFR	\$1 4.94
011-323-062	SFR	\$1 4.94	011-331-050	SFR	\$1 4.94	011-340-005	SFR	\$1 4.94

Assessor's Parcel Number	Property Class	FY18-19 Service Charge	Assessor's Parcel Number	Property Class	FY18-19 Service Charge	Assessor's Parcel Number	Property Class	FY18-19 Service Charge
011-340-006	SFR	\$1 4.94	011-340-058	SFR	\$1 4.94	011-360-037	SFR	\$1 4.94
011-340-007	SFR	\$1 4.94	011-340-059	SFR	\$1 4.94	011-360-038	SFR	\$1 4.94
011-340-008	SFR	\$1 4.94	011-340-060	SFR	\$1 4.94	011-360-039	SFR	\$1 4.94
011-340-009	SFR	\$1 4.94	011-340-061	SFR	\$1 4.94	011-360-040	SFR	\$1 4.94
011-340-010	SFR	\$1 4.94	011-340-062	SFR	\$1 4.94	011-360-041	SFR	\$1 4.94
011-340-011	SFR	\$1 4.94	011-340-063	SFR	\$1 4.94	011-360-042	SFR	\$1 4.94
011-340-012	SFR	\$1 4.94	011-340-064	SFR	\$1 4.94	011-360-043	SFR	\$1 4.94
011-340-013	SFR	\$1 4.94	011-340-065	SFR	\$1 4.94	011-360-044	SFR	\$1 4.94
011-340-014	SFR	\$1 4.94	011-340-069	SFR	\$1 4.94	011-360-045	SFR	\$1 4.94
011-340-015	SFR	\$1 4.94	011-340-070	SFR	\$1 4.94	011-360-046	SFR	\$1 4.94
011-340-016	SFR	\$1 4.94	011-340-071	SFR	\$1 4.94	011-360-047	SFR	\$1 4.94
011-340-017	SFR	\$1 4.94	011-340-072	SFR	\$1 4.94	011-360-048	SFR	\$1 4.94
011-340-018	SFR	\$1 4.94	011-340-073	SFR	\$1 4.94	011-360-049	SFR	\$1 4.94
011-340-019	SFR	\$1 4.94	011-340-074	SFR	\$1 4.94	011-360-050	SFR	\$1 4.94
011-340-020	SFR	\$1 4.94	011-340-075	SFR	\$1 4.94	011-360-051	SFR	\$1 4.94
011-340-021	SFR	\$1 4.94	011-350-009	VSFR	\$7.46	011-360-052	SFR	\$1 4.94
011-340-022	SFR	\$1 4.94	011-360-001	SFR	\$1 4.94	011-360-053	SFR	\$1 4.94
011-340-023	SFR	\$1 4.94	011-360-002	SFR	\$1 4.94	011-360-054	SFR	\$1 4.94
011-340-024	SFR	\$1 4.94	011-360-003	SFR	\$1 4.94	011-360-055	SFR	\$1 4.94
011-340-025	SFR	\$1 4.94	011-360-004	SFR	\$1 4.94	011-360-056	SFR	\$1 4.94
011-340-026	SFR	\$1 4.94	011-360-005	SFR	\$1 4.94	011-360-057	SFR	\$1 4.94
011-340-027	SFR	\$1 4.94	011-360-006	SFR	\$1 4.94	011-370-001	SFR	\$1 4.94
011-340-028	SFR	\$1 4.94	011-360-007	SFR	\$1 4.94	011-370-002	SFR	\$1 4.94
011-340-029	SFR	\$1 4.94	011-360-008	SFR	\$1 4.94	011-370-003	SFR	\$1 4.94
011-340-030	SFR	\$1 4.94	011-360-009	SFR	\$1 4.94	011-370-004	SFR	\$1 4.94
011-340-031	SFR	\$1 4.94	011-360-010	SFR	\$1 4.94	011-370-005	SFR	\$1 4.94
011-340-032	SFR	\$1 4.94	011-360-011	SFR	\$1 4.94	011-370-006	SFR	\$1 4.94
011-340-033	SFR	\$1 4.94	011-360-012	SFR	\$1 4.94	011-370-007	SFR	\$1 4.94
011-340-034	SFR	\$1 4.94	011-360-013	SFR	\$1 4.94	011-370-008	SFR	\$1 4.94
011-340-035	SFR	\$1 4.94	011-360-014	SFR	\$1 4.94	011-370-009	SFR	\$1 4.94
011-340-036	SFR	\$1 4.94	011-360-015	SFR	\$1 4.94	011-370-010	SFR	\$1 4.94
011-340-037	SFR	\$1 4.94	011-360-016	SFR	\$1 4.94	011-370-011	SFR	\$1 4.94
011-340-038	SFR	\$1 4.94	011-360-017	SFR	\$1 4.94	011-370-012	SFR	\$1 4.94
011-340-039	SFR	\$1 4.94	011-360-018	SFR	\$1 4.94	011-370-013	SFR	\$1 4.94
011-340-040	SFR	\$1 4.94	011-360-019	SFR	\$1 4.94	011-370-014	SFR	\$1 4.94
011-340-041	SFR	\$1 4.94	011-360-020	SFR	\$1 4.94	011-370-015	SFR	\$1 4.94
011-340-042	SFR	\$1 4.94	011-360-021	SFR	\$1 4.94	011-370-016	SFR	\$1 4.94
011-340-043	SFR	\$1 4.94	011-360-022	SFR	\$1 4.94	011-370-017	SFR	\$1 4.94
011-340-044	SFR	\$1 4.94	011-360-023	SFR	\$1 4.94	011-370-018	SFR	\$1 4.94
011-340-045	SFR	\$1 4.94	011-360-024	SFR	\$1 4.94	011-370-019	SFR	\$1 4.94
011-340-046	SFR	\$1 4.94	011-360-025	SFR	\$1 4.94	011-370-020	SFR	\$1 4.94
011-340-047	SFR	\$1 4.94	011-360-026	SFR	\$1 4.94	011-370-021	SFR	\$1 4.94
011-340-048	SFR	\$1 4.94	011-360-027	SFR	\$1 4.94	011-370-022	SFR	\$1 4.94
011-340-049	SFR	\$1 4.94	011-360-028	SFR	\$1 4.94	011-370-023	SFR	\$1 4.94
011-340-050	SFR	\$1 4.94	011-360-029	SFR	\$1 4.94	011-370-024	SFR	\$1 4.94
011-340-051	SFR	\$1 4.94	011-360-030	SFR	\$1 4.94	011-370-025	SFR	\$1 4.94
011-340-052	SFR	\$1 4.94	011-360-031	SFR	\$1 4.94	011-370-026	SFR	\$1 4.94
011-340-053	SFR	\$1 4.94	011-360-032	SFR	\$1 4.94	011-370-027	SFR	\$1 4.94
011-340-054	SFR	\$1 4.94	011-360-033	SFR	\$1 4.94	011-370-028	SFR	\$1 4.94
011-340-055	SFR	\$1 4.94	011-360-034	SFR	\$1 4.94	011-370-029	SFR	\$1 4.94
011-340-056	SFR	\$1 4.94	011-360-035	SFR	\$1 4.94	011-370-030	SFR	\$1 4.94
011-340-057	SFR	\$1 4.94	011-360-036	SFR	\$1 4.94	011-370-031	SFR	\$1 4.94

Assessor's Parcel Number	Property Class	FY18-19 Service Charge	Assessor's Parcel Number	Property Class	FY18-19 Service Charge	Assessor's Parcel Number	Property Class	FY18-19 Service Charge
011-370-032	SFR	\$1 4.94	011-381-007	SFR	\$1 4.94	011-390-001	SFR	\$1 4.94
011-370-033	SFR	\$1 4.94	011-381-008	SFR	\$1 4.94	011-390-002	SFR	\$1 4.94
011-370-034	SFR	\$1 4.94	011-381-009	SFR	\$1 4.94	011-390-003	SFR	\$1 4.94
011-370-035	SFR	\$1 4.94	011-381-010	SFR	\$1 4.94	011-390-004	SFR	\$1 4.94
011-370-036	SFR	\$1 4.94	011-381-011	SFR	\$1 4.94	011-390-005	SFR	\$1 4.94
011-370-037	SFR	\$1 4.94	011-381-012	SFR	\$1 4.94	011-390-006	SFR	\$1 4.94
011-370-038	SFR	\$1 4.94	011-381-013	SFR	\$1 4.94	011-390-007	SFR	\$1 4.94
011-370-039	SFR	\$1 4.94	011-381-014	SFR	\$1 4.94	011-390-008	SFR	\$1 4.94
011-370-040	SFR	\$1 4.94	011-381-015	SFR	\$1 4.94	011-390-009	SFR	\$1 4.94
011-370-041	SFR	\$1 4.94	011-381-016	SFR	\$1 4.94	011-390-010	SFR	\$1 4.94
011-370-042	SFR	\$1 4.94	011-381-017	SFR	\$1 4.94	011-390-011	SFR	\$1 4.94
011-370-043	SFR	\$1 4.94	011-381-018	SFR	\$1 4.94	011-390-012	SFR	\$1 4.94
011-370-044	SFR	\$1 4.94	011-381-019	SFR	\$1 4.94	011-390-013	SFR	\$1 4.94
011-370-045	SFR	\$1 4.94	011-381-020	SFR	\$1 4.94	011-390-014	SFR	\$1 4.94
011-370-046	SFR	\$1 4.94	011-381-021	SFR	\$1 4.94	011-390-015	SFR	\$1 4.94
011-370-047	SFR	\$1 4.94	011-381-022	SFR	\$1 4.94	011-390-016	SFR	\$1 4.94
011-370-048	SFR	\$1 4.94	011-381-023	SFR	\$1 4.94	011-390-017	SFR	\$1 4.94
011-370-049	SFR	\$1 4.94	011-381-024	SFR	\$1 4.94	011-390-018	SFR	\$1 4.94
011-370-050	SFR	\$1 4.94	011-381-025	SFR	\$1 4.94	011-390-019	SFR	\$1 4.94
011-370-051	SFR	\$1 4.94	011-381-026	SFR	\$1 4.94	011-390-020	SFR	\$1 4.94
011-370-052	SFR	\$1 4.94	011-381-027	SFR	\$1 4.94	011-390-021	SFR	\$1 4.94
011-370-053	SFR	\$1 4.94	011-381-028	SFR	\$1 4.94	011-390-022	SFR	\$1 4.94
011-370-054	SFR	\$1 4.94	011-381-029	SFR	\$1 4.94	011-390-023	SFR	\$1 4.94
011-370-055	SFR	\$1 4.94	011-381-030	SFR	\$1 4.94	011-390-024	SFR	\$1 4.94
011-370-056	SFR	\$1 4.94	011-381-031	SFR	\$1 4.94	011-390-025	SFR	\$1 4.94
011-370-057	SFR	\$1 4.94	011-381-032	SFR	\$1 4.94	011-390-026	SFR	\$1 4.94
011-370-058	SFR	\$1 4.94	011-381-033	SFR	\$1 4.94	011-390-027	SFR	\$1 4.94
011-370-059	SFR	\$1 4.94	011-381-034	SFR	\$1 4.94	011-390-028	SFR	\$1 4.94
011-370-060	SFR	\$1 4.94	011-381-035	SFR	\$1 4.94	011-390-029	SFR	\$1 4.94
011-370-061	SFR	\$1 4.94	011-381-036	SFR	\$1 4.94	011-390-030	SFR	\$1 4.94
011-370-062	SFR	\$1 4.94	011-381-037	SFR	\$1 4.94	011-390-031	SFR	\$1 4.94
011-370-063	SFR	\$1 4.94	011-381-038	SFR	\$1 4.94	011-390-032	SFR	\$1 4.94
011-370-064	SFR	\$1 4.94	011-381-039	SFR	\$1 4.94	011-390-033	SFR	\$1 4.94
011-370-065	SFR	\$1 4.94	011-381-040	SFR	\$1 4.94	011-390-034	SFR	\$1 4.94
011-370-066	SFR	\$1 4.94	011-381-041	SFR	\$1 4.94	011-390-035	SFR	\$1 4.94
011-370-067	SFR	\$1 4.94	011-381-042	SFR	\$1 4.94	011-390-036	SFR	\$1 4.94
011-370-068	SFR	\$1 4.94	011-381-043	SFR	\$1 4.94	011-390-037	SFR	\$1 4.94
011-370-069	SFR	\$1 4.94	011-381-044	SFR	\$1 4.94	011-390-038	SFR	\$1 4.94
011-370-070	SFR	\$1 4.94	011-381-045	SFR	\$1 4.94	011-390-039	SFR	\$1 4.94
011-370-071	SFR	\$1 4.94	011-381-046	SFR	\$1 4.94	011-390-040	SFR	\$1 4.94
011-370-072	SFR	\$1 4.94	011-381-047	SFR	\$1 4.94	011-390-041	SFR	\$1 4.94
011-370-073	SFR	\$1 4.94	011-381-048	SFR	\$1 4.94	011-390-042	SFR	\$1 4.94
011-370-074	SFR	\$1 4.94	011-381-049	SFR	\$1 4.94	011-390-043	SFR	\$1 4.94
011-370-075	SFR	\$1 4.94	011-381-050	SFR	\$1 4.94	011-390-044	SFR	\$1 4.94
011-370-076	SFR	\$1 4.94	011-381-051	SFR	\$1 4.94	011-390-045	SFR	\$1 4.94
011-370-077	SFR	\$1 4.94	011-381-052	SFR	\$1 4.94	011-390-046	SFR	\$1 4.94
011-381-001	SFR	\$1 4.94	011-381-053	SFR	\$1 4.94	011-390-047	SFR	\$1 4.94
011-381-002	SFR	\$1 4.94	011-381-054	SFR	\$1 4.94	011-390-048	SFR	\$1 4.94
011-381-003	SFR	\$1 4.94	011-381-055	SFR	\$1 4.94	011-390-049	SFR	\$1 4.94
011-381-004	SFR	\$1 4.94	011-381-056	SFR	\$1 4.94	011-390-050	SFR	\$1 4.94
011-381-005	SFR	\$1 4.94	011-381-057	SFR	\$1 4.94	011-390-051	SFR	\$1 4.94
011-381-006	SFR	\$1 4.94	011-381-058	SFR	\$1 4.94	011-390-052	SFR	\$1 4.94

Assessor's Parcel Number	Property Class	FY18-19 Service Charge	Assessor's Parcel Number	Property Class	FY18-19 Service Charge	Assessor's Parcel Number	Property Class	FY18-19 Service Charge
011-390-053	SFR	\$1 4.94	011-400-034	SFR	\$1 4.94	011-400-086	SFR	\$1 4.94
011-390-054	SFR	\$1 4.94	011-400-035	SFR	\$1 4.94	011-400-087	SFR	\$1 4.94
011-390-055	SFR	\$1 4.94	011-400-036	SFR	\$1 4.94	011-400-088	SFR	\$1 4.94
011-390-056	SFR	\$1 4.94	011-400-037	SFR	\$1 4.94	011-400-089	SFR	\$1 4.94
011-390-057	SFR	\$1 4.94	011-400-038	SFR	\$1 4.94	011-400-090	SFR	\$1 4.94
011-390-058	SFR	\$1 4.94	011-400-039	SFR	\$1 4.94	011-400-091	SFR	\$1 4.94
011-390-059	SFR	\$1 4.94	011-400-040	SFR	\$1 4.94	011-400-092	SFR	\$1 4.94
011-390-060	SFR	\$1 4.94	011-400-041	SFR	\$1 4.94	011-400-093	SFR	\$1 4.94
011-390-061	SFR	\$1 4.94	011-400-042	SFR	\$1 4.94	011-400-094	SFR	\$1 4.94
011-390-062	SFR	\$1 4.94	011-400-043	SFR	\$1 4.94	011-400-095	SFR	\$1 4.94
011-390-063	SFR	\$1 4.94	011-400-044	SFR	\$1 4.94	011-400-096	SFR	\$1 4.94
011-390-064	SFR	\$1 4.94	011-400-045	SFR	\$1 4.94	011-400-097	SFR	\$1 4.94
011-390-065	SFR	\$1 4.94	011-400-046	SFR	\$1 4.94	011-400-098	SFR	\$1 4.94
011-390-066	SFR	\$1 4.94	011-400-047	SFR	\$1 4.94	011-400-099	SFR	\$1 4.94
011-390-067	SFR	\$1 4.94	011-400-048	SFR	\$1 4.94	011-410-001	SFR	\$1 4.94
011-390-068	SFR	\$1 4.94	011-400-049	SFR	\$1 4.94	011-410-002	SFR	\$1 4.94
011-390-069	SFR	\$1 4.94	011-400-050	SFR	\$1 4.94	011-410-003	SFR	\$1 4.94
011-390-070	SFR	\$1 4.94	011-400-051	SFR	\$1 4.94	011-410-004	SFR	\$1 4.94
011-390-071	SFR	\$1 4.94	011-400-052	SFR	\$1 4.94	011-410-005	SFR	\$1 4.94
011-400-001	SFR	\$1 4.94	011-400-053	SFR	\$1 4.94	011-410-006	SFR	\$1 4.94
011-400-002	SFR	\$1 4.94	011-400-054	SFR	\$1 4.94	011-410-007	SFR	\$1 4.94
011-400-003	SFR	\$1 4.94	011-400-055	SFR	\$1 4.94	011-410-008	SFR	\$1 4.94
011-400-004	SFR	\$1 4.94	011-400-056	SFR	\$1 4.94	011-410-009	SFR	\$1 4.94
011-400-005	SFR	\$1 4.94	011-400-057	SFR	\$1 4.94	011-410-010	SFR	\$1 4.94
011-400-006	SFR	\$1 4.94	011-400-058	SFR	\$1 4.94	011-410-011	SFR	\$1 4.94
011-400-007	SFR	\$1 4.94	011-400-059	SFR	\$1 4.94	011-410-012	SFR	\$1 4.94
011-400-008	SFR	\$1 4.94	011-400-060	SFR	\$1 4.94	011-410-013	SFR	\$1 4.94
011-400-009	SFR	\$1 4.94	011-400-061	SFR	\$1 4.94	011-410-014	SFR	\$1 4.94
011-400-010	SFR	\$1 4.94	011-400-062	SFR	\$1 4.94	011-410-015	SFR	\$1 4.94
011-400-011	SFR	\$1 4.94	011-400-063	SFR	\$1 4.94	011-410-016	SFR	\$1 4.94
011-400-012	SFR	\$1 4.94	011-400-064	SFR	\$1 4.94	011-410-017	SFR	\$1 4.94
011-400-013	SFR	\$1 4.94	011-400-065	SFR	\$1 4.94	011-410-018	SFR	\$1 4.94
011-400-014	SFR	\$1 4.94	011-400-066	SFR	\$1 4.94	011-410-019	SFR	\$1 4.94
011-400-015	SFR	\$1 4.94	011-400-067	SFR	\$1 4.94	011-410-020	SFR	\$1 4.94
011-400-016	SFR	\$1 4.94	011-400-068	SFR	\$1 4.94	011-410-021	SFR	\$1 4.94
011-400-017	SFR	\$1 4.94	011-400-069	SFR	\$1 4.94	011-410-022	SFR	\$1 4.94
011-400-018	SFR	\$1 4.94	011-400-070	SFR	\$1 4.94	011-410-023	SFR	\$1 4.94
011-400-019	SFR	\$1 4.94	011-400-071	SFR	\$1 4.94	011-410-024	SFR	\$1 4.94
011-400-020	SFR	\$1 4.94	011-400-072	SFR	\$1 4.94	011-410-025	SFR	\$1 4.94
011-400-021	SFR	\$1 4.94	011-400-073	SFR	\$1 4.94	011-410-026	SFR	\$1 4.94
011-400-022	SFR	\$1 4.94	011-400-074	SFR	\$1 4.94	011-410-027	SFR	\$1 4.94
011-400-023	SFR	\$1 4.94	011-400-075	SFR	\$1 4.94	011-410-028	SFR	\$1 4.94
011-400-024	SFR	\$1 4.94	011-400-076	SFR	\$1 4.94	011-410-029	SFR	\$1 4.94
011-400-025	SFR	\$1 4.94	011-400-077	SFR	\$1 4.94	011-410-030	SFR	\$1 4.94
011-400-026	SFR	\$1 4.94	011-400-078	SFR	\$1 4.94	011-410-031	SFR	\$1 4.94
011-400-027	SFR	\$1 4.94	011-400-079	SFR	\$1 4.94	011-410-032	SFR	\$1 4.94
011-400-028	SFR	\$1 4.94	011-400-080	SFR	\$1 4.94	011-410-033	SFR	\$1 4.94
011-400-029	SFR	\$1 4.94	011-400-081	SFR	\$1 4.94	011-410-034	SFR	\$1 4.94
011-400-030	SFR	\$1 4.94	011-400-082	SFR	\$1 4.94	011-410-035	SFR	\$1 4.94
011-400-031	SFR	\$1 4.94	011-400-083	SFR	\$1 4.94	011-410-036	SFR	\$1 4.94
011-400-032	SFR	\$1 4.94	011-400-084	SFR	\$1 4.94	011-410-037	SFR	\$1 4.94
011-400-033	SFR	\$1 4.94	011-400-085	SFR	\$1 4.94	011-410-038	SFR	\$1 4.94



Assessor's Parcel Number	Property Class	FY18-19 Service Charge	Assessor's Parcel Number	Property Class	FY18-19 Service Charge	Assessor's Parcel Number	Property Class	FY18-19 Service Charge
011-410-039	SFR	\$1 4.94	011-421-014	SFR	\$1 4.94	011-430-022	SFR	\$1 4.94
011-410-040	SFR	\$1 4.94	011-421-015	SFR	\$1 4.94	011-430-023	SFR	\$1 4.94
011-410-041	SFR	\$1 4.94	011-421-016	SFR	\$1 4.94	011-430-024	SFR	\$1 4.94
011-410-042	SFR	\$1 4.94	011-421-017	SFR	\$1 4.94	011-430-025	SFR	\$1 4.94
011-410-043	SFR	\$1 4.94	011-421-018	SFR	\$1 4.94	011-430-026	SFR	\$1 4.94
011-410-044	SFR	\$1 4.94	011-421-019	SFR	\$1 4.94	011-430-027	SFR	\$1 4.94
011-410-045	SFR	\$1 4.94	011-421-020	SFR	\$1 4.94	011-430-028	SFR	\$1 4.94
011-410-046	SFR	\$1 4.94	011-421-021	SFR	\$1 4.94	011-430-029	SFR	\$1 4.94
011-410-047	SFR	\$1 4.94	011-421-022	SFR	\$1 4.94	011-430-030	SFR	\$1 4.94
011-410-048	SFR	\$1 4.94	011-421-023	SFR	\$1 4.94	011-430-031	SFR	\$1 4.94
011-410-049	SFR	\$1 4.94	011-421-024	SFR	\$1 4.94	011-430-032	SFR	\$1 4.94
011-410-050	SFR	\$1 4.94	011-421-025	SFR	\$1 4.94	011-430-033	SFR	\$1 4.94
011-410-051	SFR	\$1 4.94	011-421-026	SFR	\$1 4.94	011-430-034	SFR	\$1 4.94
011-410-052	SFR	\$1 4.94	011-421-027	SFR	\$1 4.94	011-430-035	SFR	\$1 4.94
011-410-053	SFR	\$1 4.94	011-421-028	SFR	\$1 4.94	011-430-036	SFR	\$1 4.94
011-410-054	SFR	\$1 4.94	011-421-029	SFR	\$1 4.94	011-430-037	SFR	\$1 4.94
011-410-055	SFR	\$1 4.94	011-421-030	SFR	\$1 4.94	011-430-038	SFR	\$1 4.94
011-410-056	SFR	\$1 4.94	011-421-031	SFR	\$1 4.94	011-430-039	SFR	\$1 4.94
011-410-057	SFR	\$1 4.94	011-421-032	SFR	\$1 4.94	011-430-040	SFR	\$1 4.94
011-410-058	SFR	\$1 4.94	011-421-033	SFR	\$1 4.94	011-430-041	SFR	\$1 4.94
011-410-059	SFR	\$1 4.94	011-421-034	SFR	\$1 4.94	011-430-042	SFR	\$1 4.94
011-410-060	SFR	\$1 4.94	011-421-035	SFR	\$1 4.94	011-430-043	SFR	\$1 4.94
011-410-061	SFR	\$1 4.94	011-421-036	SFR	\$1 4.94	011-430-044	SFR	\$1 4.94
011-410-062	SFR	\$1 4.94	011-421-037	SFR	\$1 4.94	011-430-045	SFR	\$1 4.94
011-410-063	SFR	\$1 4.94	011-421-038	SFR	\$1 4.94	011-430-046	SFR	\$1 4.94
011-410-064	SFR	\$1 4.94	011-421-039	SFR	\$1 4.94	011-430-047	SFR	\$1 4.94
011-410-065	SFR	\$1 4.94	011-421-040	SFR	\$1 4.94	011-430-048	SFR	\$1 4.94
011-410-066	SFR	\$1 4.94	011-421-041	SFR	\$1 4.94	011-430-049	SFR	\$1 4.94
011-410-067	SFR	\$1 4.94	011-421-042	SFR	\$1 4.94	011-430-050	SFR	\$1 4.94
011-410-068	SFR	\$1 4.94	011-421-043	SFR	\$1 4.94	011-430-051	SFR	\$1 4.94
011-410-069	SFR	\$1 4.94	011-421-044	SFR	\$1 4.94	011-430-052	SFR	\$1 4.94
011-410-070	SFR	\$1 4.94	011-430-001	SFR	\$1 4.94	011-430-053	SFR	\$1 4.94
011-410-071	SFR	\$1 4.94	011-430-002	SFR	\$1 4.94	011-430-054	SFR	\$1 4.94
011-410-072	SFR	\$1 4.94	011-430-003	SFR	\$1 4.94	011-430-055	SFR	\$1 4.94
011-410-073	SFR	\$1 4.94	011-430-004	SFR	\$1 4.94	011-430-056	SFR	\$1 4.94
011-410-074	SFR	\$1 4.94	011-430-005	SFR	\$1 4.94	011-430-057	SFR	\$1 4.94
011-410-075	SFR	\$1 4.94	011-430-006	SFR	\$1 4.94	011-430-058	SFR	\$1 4.94
011-410-076	SFR	\$1 4.94	011-430-007	SFR	\$1 4.94	011-430-059	SFR	\$1 4.94
011-410-077	SFR	\$1 4.94	011-430-008	SFR	\$1 4.94	011-430-060	SFR	\$1 4.94
011-421-001	SFR	\$1 4.94	011-430-009	SFR	\$1 4.94	011-430-061	SFR	\$1 4.94
011-421-002	SFR	\$1 4.94	011-430-010	SFR	\$1 4.94	011-430-062	SFR	\$1 4.94
011-421-003	SFR	\$1 4.94	011-430-011	SFR	\$1 4.94	011-430-063	SFR	\$1 4.94
011-421-004	SFR	\$1 4.94	011-430-012	SFR	\$1 4.94	011-430-064	SFR	\$1 4.94
011-421-005	SFR	\$1 4.94	011-430-013	SFR	\$1 4.94	011-430-065	SFR	\$1 4.94
011-421-006	SFR	\$1 4.94	011-430-014	SFR	\$1 4.94	011-430-066	SFR	\$1 4.94
011-421-007	SFR	\$1 4.94	011-430-015	SFR	\$1 4.94	011-430-067	SFR	\$1 4.94
011-421-008	SFR	\$1 4.94	011-430-016	SFR	\$1 4.94	011-430-068	SFR	\$1 4.94
011-421-009	SFR	\$1 4.94	011-430-017	SFR	\$1 4.94	011-430-069	SFR	\$1 4.94
011-421-010	SFR	\$1 4.94	011-430-018	SFR	\$1 4.94	011-430-070	SFR	\$1 4.94
011-421-011	SFR	\$1 4.94	011-430-019	SFR	\$1 4.94	011-430-071	SFR	\$1 4.94
011-421-012	SFR	\$1 4.94	011-430-020	SFR	\$1 4.94	011-430-072	SFR	\$1 4.94
011-421-013	SFR	\$1 4.94	011-430-021	SFR	\$1 4.94	011-430-073	SFR	\$1 4.94

Assessor's Parcel Number	Property Class	FY18-19 Service Charge	Assessor's Parcel Number	Property Class	FY18-19 Service Charge	Assessor's Parcel Number	Property Class	FY18-19 Service Charge
011-430-074	SFR	\$1 4.94	011-441-046	SFR	\$1 4.94	011-450-048	SFR	\$1 4.94
011-430-075	SFR	\$1 4.94	011-441-047	SFR	\$1 4.94	011-450-049	SFR	\$1 4.94
011-430-076	SFR	\$1 4.94	011-441-048	SFR	\$1 4.94	011-450-050	SFR	\$1 4.94
011-430-077	SFR	\$1 4.94	011-441-049	SFR	\$1 4.94	011-450-051	SFR	\$1 4.94
011-430-078	SFR	\$1 4.94	011-441-050	SFR	\$1 4.94	011-450-052	SFR	\$1 4.94
011-430-079	SFR	\$1 4.94	011-450-001	SFR	\$1 4.94	011-450-053	SFR	\$1 4.94
011-430-080	SFR	\$1 4.94	011-450-002	SFR	\$1 4.94	011-450-054	SFR	\$1 4.94
011-441-001	SFR	\$1 4.94	011-450-003	SFR	\$1 4.94	011-450-055	SFR	\$1 4.94
011-441-002	SFR	\$1 4.94	011-450-004	SFR	\$1 4.94	011-460-001	SFR	\$1 4.94
011-441-003	SFR	\$1 4.94	011-450-005	SFR	\$1 4.94	011-460-002	SFR	\$1 4.94
011-441-004	SFR	\$1 4.94	011-450-006	SFR	\$1 4.94	011-460-003	SFR	\$1 4.94
011-441-005	SFR	\$1 4.94	011-450-007	SFR	\$1 4.94	011-460-004	SFR	\$1 4.94
011-441-006	SFR	\$1 4.94	011-450-008	SFR	\$1 4.94	011-460-005	SFR	\$1 4.94
011-441-007	SFR	\$1 4.94	011-450-009	SFR	\$1 4.94	011-460-006	SFR	\$1 4.94
011-441-008	SFR	\$1 4.94	011-450-010	SFR	\$1 4.94	011-460-007	SFR	\$1 4.94
011-441-009	SFR	\$1 4.94	011-450-011	SFR	\$1 4.94	011-460-008	SFR	\$1 4.94
011-441-010	SFR	\$1 4.94	011-450-012	SFR	\$1 4.94	011-460-009	SFR	\$1 4.94
011-441-011	SFR	\$1 4.94	011-450-013	SFR	\$1 4.94	011-460-010	SFR	\$1 4.94
011-441-012	SFR	\$1 4.94	011-450-014	SFR	\$1 4.94	011-460-011	SFR	\$1 4.94
011-441-013	SFR	\$1 4.94	011-450-015	SFR	\$1 4.94	011-460-012	SFR	\$1 4.94
011-441-014	SFR	\$1 4.94	011-450-016	SFR	\$1 4.94	011-460-013	SFR	\$1 4.94
011-441-015	SFR	\$1 4.94	011-450-017	SFR	\$1 4.94	011-460-014	SFR	\$1 4.94
011-441-016	SFR	\$1 4.94	011-450-018	SFR	\$1 4.94	011-460-015	SFR	\$1 4.94
011-441-017	SFR	\$1 4.94	011-450-019	SFR	\$1 4.94	011-460-016	SFR	\$1 4.94
011-441-018	SFR	\$1 4.94	011-450-020	SFR	\$1 4.94	011-460-017	SFR	\$1 4.94
011-441-019	SFR	\$1 4.94	011-450-021	SFR	\$1 4.94	011-460-018	SFR	\$1 4.94
011-441-020	SFR	\$1 4.94	011-450-022	SFR	\$1 4.94	011-460-019	SFR	\$1 4.94
011-441-021	SFR	\$1 4.94	011-450-023	SFR	\$1 4.94	011-460-020	SFR	\$1 4.94
011-441-022	SFR	\$1 4.94	011-450-024	SFR	\$1 4.94	011-460-021	SFR	\$1 4.94
011-441-023	SFR	\$1 4.94	011-450-025	SFR	\$1 4.94	011-460-022	SFR	\$1 4.94
011-441-024	SFR	\$1 4.94	011-450-026	SFR	\$1 4.94	011-460-023	SFR	\$1 4.94
011-441-025	SFR	\$1 4.94	011-450-027	SFR	\$1 4.94	011-460-024	SFR	\$1 4.94
011-441-026	SFR	\$1 4.94	011-450-028	SFR	\$1 4.94	011-460-025	SFR	\$1 4.94
011-441-027	SFR	\$1 4.94	011-450-029	SFR	\$1 4.94	011-460-026	SFR	\$1 4.94
011-441-028	SFR	\$1 4.94	011-450-030	SFR	\$1 4.94	011-460-027	SFR	\$1 4.94
011-441-029	SFR	\$1 4.94	011-450-031	SFR	\$1 4.94	011-460-028	SFR	\$1 4.94
011-441-030	SFR	\$1 4.94	011-450-032	SFR	\$1 4.94	011-460-029	SFR	\$1 4.94
011-441-031	SFR	\$1 4.94	011-450-033	SFR	\$1 4.94	011-460-030	SFR	\$1 4.94
011-441-032	SFR	\$1 4.94	011-450-034	SFR	\$1 4.94	011-460-031	SFR	\$1 4.94
011-441-033	SFR	\$1 4.94	011-450-035	SFR	\$1 4.94	011-460-032	SFR	\$1 4.94
011-441-034	SFR	\$1 4.94	011-450-036	SFR	\$1 4.94	011-460-033	SFR	\$1 4.94
011-441-035	SFR	\$1 4.94	011-450-037	SFR	\$1 4.94	011-460-034	SFR	\$1 4.94
011-441-036	SFR	\$1 4.94	011-450-038	SFR	\$1 4.94	011-460-035	SFR	\$1 4.94
011-441-037	SFR	\$1 4.94	011-450-039	SFR	\$1 4.94	011-460-036	SFR	\$1 4.94
011-441-038	SFR	\$1 4.94	011-450-040	SFR	\$1 4.94	011-460-037	SFR	\$1 4.94
011-441-039	SFR	\$1 4.94	011-450-041	SFR	\$1 4.94	011-460-038	SFR	\$1 4.94
011-441-040	SFR	\$1 4.94	011-450-042	SFR	\$1 4.94	011-460-039	SFR	\$1 4.94
011-441-041	SFR	\$1 4.94	011-450-043	SFR	\$1 4.94	011-460-040	SFR	\$1 4.94
011-441-042	SFR	\$1 4.94	011-450-044	SFR	\$1 4.94	011-460-041	SFR	\$1 4.94
011-441-043	SFR	\$1 4.94	011-450-045	SFR	\$1 4.94	011-460-042	SFR	\$1 4.94
011-441-044	SFR	\$1 4.94	011-450-046	SFR	\$1 4.94	011-460-043	SFR	\$1 4.94
011-441-045	SFR	\$1 4.94	011-450-047	SFR	\$1 4.94	011-460-044	SFR	\$1 4.94

Assessor's Parcel Number	Property Class	FY18-19 Service Charge	Assessor's Parcel Number	Property Class	FY18-19 Service Charge	Assessor's Parcel Number	Property Class	FY18-19 Service Charge
011-460-045	SFR	\$14.94	011-490-040	SFR	\$14.94	011-500-020	SFR	\$14.94
011-460-046	SFR	\$14.94	011-490-041	SFR	\$14.94	011-500-021	SFR	\$14.94
011-460-047	SFR	\$14.94	011-490-042	SFR	\$14.94	011-500-022	SFR	\$14.94
011-460-048	SFR	\$14.94	011-490-043	SFR	\$14.94	011-500-023	SFR	\$14.94
011-460-049	SFR	\$14.94	011-490-044	SFR	\$14.94	011-500-024	SFR	\$14.94
011-470-002	COM	\$74.70	011-490-045	SFR	\$14.94	011-500-025	SFR	\$14.94
011-470-003	COM	\$74.70	011-490-046	SFR	\$14.94	011-500-026	SFR	\$14.94
011-470-004	COM	\$74.70	011-490-047	SFR	\$14.94	011-500-027	SFR	\$14.94
011-470-005	COM	\$74.70	011-490-048	SFR	\$14.94	011-500-028	SFR	\$14.94
011-470-006	COM	\$74.70	011-490-049	SFR	\$14.94	011-500-029	SFR	\$14.94
011-470-007	COM	\$74.70	011-490-050	SFR	\$14.94	011-500-030	SFR	\$14.94
011-470-009	COM	\$74.70	011-490-051	SFR	\$14.94	011-500-031	SFR	\$14.94
011-470-010	COM	\$74.70	011-490-052	SFR	\$14.94	011-500-032	SFR	\$14.94
011-490-001	SFR	\$14.94	011-490-053	SFR	\$14.94	011-500-033	SFR	\$14.94
011-490-002	SFR	\$14.94	011-490-054	SFR	\$14.94	011-500-034	SFR	\$14.94
011-490-003	SFR	\$14.94	011-490-055	SFR	\$14.94	011-500-035	SFR	\$14.94
011-490-004	SFR	\$14.94	011-490-056	SFR	\$14.94	011-500-036	SFR	\$14.94
011-490-005	SFR	\$14.94	011-490-057	SFR	\$14.94	011-500-037	SFR	\$14.94
011-490-006	SFR	\$14.94	011-490-058	SFR	\$14.94	011-500-038	SFR	\$14.94
011-490-007	SFR	\$14.94	011-490-059	SFR	\$14.94	011-500-039	SFR	\$14.94
011-490-008	SFR	\$14.94	011-490-060	SFR	\$14.94	011-500-040	SFR	\$14.94
011-490-009	SFR	\$14.94	011-490-061	SFR	\$14.94	011-500-041	SFR	\$14.94
011-490-010	SFR	\$14.94	011-490-062	SFR	\$14.94	011-500-042	SFR	\$14.94
011-490-011	SFR	\$14.94	011-490-063	SFR	\$14.94	011-500-043	SFR	\$14.94
011-490-012	SFR	\$14.94	011-490-064	SFR	\$14.94	011-500-044	SFR	\$14.94
011-490-013	SFR	\$14.94	011-490-065	SFR	\$14.94	011-500-045	SFR	\$14.94
011-490-014	SFR	\$14.94	011-490-066	SFR	\$14.94	011-500-046	SFR	\$14.94
011-490-015	SFR	\$14.94	011-490-067	SFR	\$14.94	011-500-047	SFR	\$14.94
011-490-016	SFR	\$14.94	011-490-068	SFR	\$14.94	011-500-048	SFR	\$14.94
011-490-017	SFR	\$14.94	011-490-069	SFR	\$14.94	011-500-049	SFR	\$14.94
011-490-018	SFR	\$14.94	011-490-070	SFR	\$14.94	011-500-050	SFR	\$14.94
011-490-019	SFR	\$14.94	011-490-071	SFR	\$14.94	011-500-051	SFR	\$14.94
011-490-020	SFR	\$14.94	011-490-072	SFR	\$14.94	011-500-052	SFR	\$14.94
011-490-021	SFR	\$14.94	011-500-001	SFR	\$14.94	011-500-053	SFR	\$14.94
011-490-022	SFR	\$14.94	011-500-002	SFR	\$14.94	011-500-054	SFR	\$14.94
011-490-023	SFR	\$14.94	011-500-003	SFR	\$14.94	011-500-055	SFR	\$14.94
011-490-024	SFR	\$14.94	011-500-004	SFR	\$14.94	011-500-056	SFR	\$14.94
011-490-025	SFR	\$14.94	011-500-005	SFR	\$14.94	011-500-057	SFR	\$14.94
011-490-026	SFR	\$14.94	011-500-006	SFR	\$14.94	011-500-058	SFR	\$14.94
011-490-027	SFR	\$14.94	011-500-007	SFR	\$14.94	011-500-059	SFR	\$14.94
011-490-028	SFR	\$14.94	011-500-008	SFR	\$14.94	011-500-060	SFR	\$14.94
011-490-029	SFR	\$14.94	011-500-009	SFR	\$14.94	011-500-061	SFR	\$14.94
011-490-030	SFR	\$14.94	011-500-010	SFR	\$14.94	011-500-062	SFR	\$14.94
011-490-031	SFR	\$14.94	011-500-011	SFR	\$14.94	011-500-063	SFR	\$14.94
011-490-032	SFR	\$14.94	011-500-012	SFR	\$14.94	011-500-064	SFR	\$14.94
011-490-033	SFR	\$14.94	011-500-013	SFR	\$14.94	011-500-065	SFR	\$14.94
011-490-034	SFR	\$14.94	011-500-014	SFR	\$14.94	011-500-066	SFR	\$14.94
011-490-035	SFR	\$14.94	011-500-015	SFR	\$14.94	011-500-067	SFR	\$14.94
011-490-036	SFR	\$14.94	011-500-016	SFR	\$14.94	011-500-068	SFR	\$14.94
011-490-037	SFR	\$14.94	011-500-017	SFR	\$14.94	011-500-069	SFR	\$14.94
011-490-038	SFR	\$14.94	011-500-018	SFR	\$14.94	011-500-070	SFR	\$14.94
011-490-039	SFR	\$14.94	011-500-019	SFR	\$14.94	011-500-071	SFR	\$14.94

Assessor's Parcel Number	Property Class	FY18-19 Service Charge	Assessor's Parcel Number	Property Class	FY18-19 Service Charge	Assessor's Parcel Number	Property Class	FY18-19 Service Charge
011-500-072	SFR	\$1 4.94	011-510-027	SFR	\$1 4.94	011-510-079	SFR	\$1 4.94
011-500-073	SFR	\$1 4.94	011-510-028	SFR	\$1 4.94	011-510-080	SFR	\$1 4.94
011-500-074	SFR	\$1 4.94	011-510-029	SFR	\$1 4.94	011-510-081	SFR	\$1 4.94
011-500-075	SFR	\$1 4.94	011-510-030	SFR	\$1 4.94	011-510-082	SFR	\$1 4.94
011-500-076	SFR	\$1 4.94	011-510-031	SFR	\$1 4.94	011-510-083	SFR	\$1 4.94
011-500-077	SFR	\$1 4.94	011-510-032	SFR	\$1 4.94	011-510-084	SFR	\$1 4.94
011-500-078	SFR	\$1 4.94	011-510-033	SFR	\$1 4.94	011-510-085	SFR	\$1 4.94
011-500-079	SFR	\$1 4.94	011-510-034	SFR	\$1 4.94	011-510-086	SFR	\$1 4.94
011-500-080	SFR	\$1 4.94	011-510-035	SFR	\$1 4.94	011-510-087	SFR	\$1 4.94
011-500-081	SFR	\$1 4.94	011-510-036	SFR	\$1 4.94	011-510-088	SFR	\$1 4.94
011-500-082	SFR	\$1 4.94	011-510-037	SFR	\$1 4.94	011-520-001	SFR	\$1 4.94
011-500-083	SFR	\$1 4.94	011-510-038	SFR	\$1 4.94	011-520-002	SFR	\$1 4.94
011-500-084	SFR	\$1 4.94	011-510-039	SFR	\$1 4.94	011-520-003	SFR	\$1 4.94
011-500-085	SFR	\$1 4.94	011-510-040	SFR	\$1 4.94	011-520-004	SFR	\$1 4.94
011-500-086	SFR	\$1 4.94	011-510-041	SFR	\$1 4.94	011-520-005	SFR	\$1 4.94
011-500-087	SFR	\$1 4.94	011-510-042	SFR	\$1 4.94	011-520-006	SFR	\$1 4.94
011-500-088	SFR	\$1 4.94	011-510-043	SFR	\$1 4.94	011-520-007	SFR	\$1 4.94
011-500-089	SFR	\$1 4.94	011-510-044	SFR	\$1 4.94	011-520-008	SFR	\$1 4.94
011-500-090	SFR	\$1 4.94	011-510-045	SFR	\$1 4.94	011-520-009	SFR	\$1 4.94
011-500-091	SFR	\$1 4.94	011-510-046	SFR	\$1 4.94	011-520-010	SFR	\$1 4.94
011-500-092	SFR	\$1 4.94	011-510-047	SFR	\$1 4.94	011-520-011	SFR	\$1 4.94
011-500-093	SFR	\$1 4.94	011-510-048	SFR	\$1 4.94	011-520-012	SFR	\$1 4.94
011-500-094	SFR	\$1 4.94	011-510-049	SFR	\$1 4.94	011-520-013	SFR	\$1 4.94
011-500-095	SFR	\$1 4.94	011-510-050	SFR	\$1 4.94	011-520-014	SFR	\$1 4.94
011-500-096	SFR	\$1 4.94	011-510-051	SFR	\$1 4.94	011-520-015	SFR	\$1 4.94
011-500-097	SFR	\$1 4.94	011-510-052	SFR	\$1 4.94	011-520-016	SFR	\$1 4.94
011-510-001	SFR	\$1 4.94	011-510-053	SFR	\$1 4.94	011-520-017	SFR	\$1 4.94
011-510-002	SFR	\$1 4.94	011-510-054	SFR	\$1 4.94	011-520-018	SFR	\$1 4.94
011-510-003	SFR	\$1 4.94	011-510-055	SFR	\$1 4.94	011-520-019	SFR	\$1 4.94
011-510-004	SFR	\$1 4.94	011-510-056	SFR	\$1 4.94	011-520-020	SFR	\$1 4.94
011-510-005	SFR	\$1 4.94	011-510-057	SFR	\$1 4.94	011-520-021	SFR	\$1 4.94
011-510-006	SFR	\$1 4.94	011-510-058	SFR	\$1 4.94	011-520-022	SFR	\$1 4.94
011-510-007	SFR	\$1 4.94	011-510-059	SFR	\$1 4.94	011-520-023	SFR	\$1 4.94
011-510-008	SFR	\$1 4.94	011-510-060	SFR	\$1 4.94	011-520-024	SFR	\$1 4.94
011-510-009	SFR	\$1 4.94	011-510-061	SFR	\$1 4.94	011-520-025	SFR	\$1 4.94
011-510-010	SFR	\$1 4.94	011-510-062	SFR	\$1 4.94	011-520-026	SFR	\$1 4.94
011-510-011	SFR	\$1 4.94	011-510-063	SFR	\$1 4.94	011-520-027	SFR	\$1 4.94
011-510-012	SFR	\$1 4.94	011-510-064	SFR	\$1 4.94	011-520-028	SFR	\$1 4.94
011-510-013	SFR	\$1 4.94	011-510-065	SFR	\$1 4.94	011-520-029	SFR	\$1 4.94
011-510-014	SFR	\$1 4.94	011-510-066	SFR	\$1 4.94	011-520-030	SFR	\$1 4.94
011-510-015	SFR	\$1 4.94	011-510-067	SFR	\$1 4.94	011-520-031	SFR	\$1 4.94
011-510-016	SFR	\$1 4.94	011-510-068	SFR	\$1 4.94	011-520-032	SFR	\$1 4.94
011-510-017	SFR	\$1 4.94	011-510-069	SFR	\$1 4.94	011-520-033	SFR	\$1 4.94
011-510-018	SFR	\$1 4.94	011-510-070	SFR	\$1 4.94	011-520-034	SFR	\$1 4.94
011-510-019	SFR	\$1 4.94	011-510-071	SFR	\$1 4.94	011-520-035	SFR	\$1 4.94
011-510-020	SFR	\$1 4.94	011-510-072	SFR	\$1 4.94	011-520-036	SFR	\$1 4.94
011-510-021	SFR	\$1 4.94	011-510-073	SFR	\$1 4.94	011-520-037	SFR	\$1 4.94
011-510-022	SFR	\$1 4.94	011-510-074	SFR	\$1 4.94	011-520-038	SFR	\$1 4.94
011-510-023	SFR	\$1 4.94	011-510-075	SFR	\$1 4.94	011-520-039	SFR	\$1 4.94
011-510-024	SFR	\$1 4.94	011-510-076	SFR	\$1 4.94	011-520-040	SFR	\$1 4.94
011-510-025	SFR	\$1 4.94	011-510-077	SFR	\$1 4.94	011-520-041	SFR	\$1 4.94
011-510-026	SFR	\$1 4.94	011-510-078	SFR	\$1 4.94	011-520-042	SFR	\$1 4.94

Assessor's Parcel Number	Property Class	FY18-19 Service Charge	Assessor's Parcel Number	Property Class	FY18-19 Service Charge	Assessor's Parcel Number	Property Class	FY18-19 Service Charge
011-520-043	SFR	\$1 4.94	011-530-041	SFR	\$1 4.94	011-540-037	SFR	\$1 4.94
011-520-044	SFR	\$1 4.94	011-530-042	SFR	\$1 4.94	011-540-038	SFR	\$1 4.94
011-520-045	SFR	\$1 4.94	011-530-043	SFR	\$1 4.94	011-540-039	SFR	\$1 4.94
011-520-046	SFR	\$1 4.94	011-530-044	SFR	\$1 4.94	011-540-040	SFR	\$1 4.94
011-520-047	SFR	\$1 4.94	011-530-045	SFR	\$1 4.94	011-540-041	SFR	\$1 4.94
011-520-048	SFR	\$1 4.94	011-530-046	SFR	\$1 4.94	011-540-042	SFR	\$1 4.94
011-520-049	SFR	\$1 4.94	011-530-047	SFR	\$1 4.94	011-540-043	SFR	\$1 4.94
011-520-050	SFR	\$1 4.94	011-530-048	SFR	\$1 4.94	011-540-044	SFR	\$1 4.94
011-520-051	SFR	\$1 4.94	011-530-049	SFR	\$1 4.94	011-540-045	SFR	\$1 4.94
011-520-052	SFR	\$1 4.94	011-530-050	SFR	\$1 4.94	011-540-046	SFR	\$1 4.94
011-520-053	SFR	\$1 4.94	011-530-051	SFR	\$1 4.94	011-540-047	SFR	\$1 4.94
011-520-054	SFR	\$1 4.94	011-530-052	SFR	\$1 4.94	011-550-001	SFR	\$1 4.94
011-530-001	SFR	\$1 4.94	011-530-053	SFR	\$1 4.94	011-550-002	SFR	\$1 4.94
011-530-002	SFR	\$1 4.94	011-530-054	SFR	\$1 4.94	011-550-003	SFR	\$1 4.94
011-530-003	SFR	\$1 4.94	011-530-055	SFR	\$1 4.94	011-550-004	SFR	\$1 4.94
011-530-004	SFR	\$1 4.94	011-530-056	SFR	\$1 4.94	011-550-005	SFR	\$1 4.94
011-530-005	SFR	\$1 4.94	011-540-001	SFR	\$1 4.94	011-550-006	SFR	\$1 4.94
011-530-006	SFR	\$1 4.94	011-540-002	SFR	\$1 4.94	011-550-007	SFR	\$1 4.94
011-530-007	SFR	\$1 4.94	011-540-003	SFR	\$1 4.94	011-550-008	SFR	\$1 4.94
011-530-008	SFR	\$1 4.94	011-540-004	SFR	\$1 4.94	011-550-009	SFR	\$1 4.94
011-530-009	SFR	\$1 4.94	011-540-005	SFR	\$1 4.94	011-550-010	SFR	\$1 4.94
011-530-010	SFR	\$1 4.94	011-540-006	SFR	\$1 4.94	011-550-011	SFR	\$1 4.94
011-530-011	SFR	\$1 4.94	011-540-007	SFR	\$1 4.94	011-550-012	SFR	\$1 4.94
011-530-012	SFR	\$1 4.94	011-540-008	SFR	\$1 4.94	011-550-013	SFR	\$1 4.94
011-530-013	SFR	\$1 4.94	011-540-009	SFR	\$1 4.94	011-550-014	SFR	\$1 4.94
011-530-014	SFR	\$1 4.94	011-540-010	SFR	\$1 4.94	011-550-015	SFR	\$1 4.94
011-530-015	SFR	\$1 4.94	011-540-011	SFR	\$1 4.94	011-550-016	SFR	\$1 4.94
011-530-016	SFR	\$1 4.94	011-540-012	SFR	\$1 4.94	011-550-017	SFR	\$1 4.94
011-530-017	SFR	\$1 4.94	011-540-013	SFR	\$1 4.94	011-550-018	SFR	\$1 4.94
011-530-018	SFR	\$1 4.94	011-540-014	SFR	\$1 4.94	011-550-019	SFR	\$1 4.94
011-530-019	SFR	\$1 4.94	011-540-015	SFR	\$1 4.94	011-550-020	SFR	\$1 4.94
011-530-020	SFR	\$1 4.94	011-540-016	SFR	\$1 4.94	011-550-021	SFR	\$1 4.94
011-530-021	SFR	\$1 4.94	011-540-017	SFR	\$1 4.94	011-550-022	SFR	\$1 4.94
011-530-022	SFR	\$1 4.94	011-540-018	SFR	\$1 4.94	011-550-023	SFR	\$1 4.94
011-530-023	SFR	\$1 4.94	011-540-019	SFR	\$1 4.94	011-550-024	SFR	\$1 4.94
011-530-024	SFR	\$1 4.94	011-540-020	SFR	\$1 4.94	011-550-025	SFR	\$1 4.94
011-530-025	SFR	\$1 4.94	011-540-021	SFR	\$1 4.94	011-550-026	SFR	\$1 4.94
011-530-026	SFR	\$1 4.94	011-540-022	SFR	\$1 4.94	011-550-027	SFR	\$1 4.94
011-530-027	SFR	\$1 4.94	011-540-023	SFR	\$1 4.94	011-550-028	SFR	\$1 4.94
011-530-028	SFR	\$1 4.94	011-540-024	SFR	\$1 4.94	011-550-029	SFR	\$1 4.94
011-530-029	SFR	\$1 4.94	011-540-025	SFR	\$1 4.94	011-550-030	SFR	\$1 4.94
011-530-030	SFR	\$1 4.94	011-540-026	SFR	\$1 4.94	011-550-031	SFR	\$1 4.94
011-530-031	SFR	\$1 4.94	011-540-027	SFR	\$1 4.94	011-550-032	SFR	\$1 4.94
011-530-032	SFR	\$1 4.94	011-540-028	SFR	\$1 4.94	011-550-033	SFR	\$1 4.94
011-530-033	SFR	\$1 4.94	011-540-029	SFR	\$1 4.94	011-550-034	SFR	\$1 4.94
011-530-034	SFR	\$1 4.94	011-540-030	SFR	\$1 4.94	011-550-035	SFR	\$1 4.94
011-530-035	SFR	\$1 4.94	011-540-031	SFR	\$1 4.94	011-550-036	SFR	\$1 4.94
011-530-036	SFR	\$1 4.94	011-540-032	SFR	\$1 4.94	011-550-037	SFR	\$1 4.94
011-530-037	SFR	\$1 4.94	011-540-033	SFR	\$1 4.94	011-550-038	SFR	\$1 4.94
011-530-038	SFR	\$1 4.94	011-540-034	SFR	\$1 4.94	011-550-039	SFR	\$1 4.94
011-530-039	SFR	\$1 4.94	011-540-035	SFR	\$1 4.94	011-550-040	SFR	\$1 4.94
011-530-040	SFR	\$1 4.94	011-540-036	SFR	\$1 4.94	011-550-041	SFR	\$1 4.94

Assessor's Parcel Number	Property Class	FY18-19 Service Charge	Assessor's Parcel Number	Property Class	FY18-19 Service Charge	Assessor's Parcel Number	Property Class	FY18-19 Service Charge
011-550-042	SFR	\$1 4.94	011-560-002	SFR	\$1 4.94	011-560-054	SFR	\$1 4.94
011-550-043	SFR	\$1 4.94	011-560-003	SFR	\$1 4.94	011-560-055	SFR	\$1 4.94
011-550-044	SFR	\$1 4.94	011-560-004	SFR	\$1 4.94	011-560-056	SFR	\$1 4.94
011-550-045	SFR	\$1 4.94	011-560-005	SFR	\$1 4.94	011-560-057	SFR	\$1 4.94
011-550-046	SFR	\$1 4.94	011-560-006	SFR	\$1 4.94	011-560-058	SFR	\$1 4.94
011-550-047	SFR	\$1 4.94	011-560-007	SFR	\$1 4.94	011-560-059	SFR	\$1 4.94
011-550-048	SFR	\$1 4.94	011-560-008	SFR	\$1 4.94	011-560-060	SFR	\$1 4.94
011-550-049	SFR	\$1 4.94	011-560-009	SFR	\$1 4.94	011-560-061	SFR	\$1 4.94
011-550-050	SFR	\$1 4.94	011-560-010	SFR	\$1 4.94	011-560-062	SFR	\$1 4.94
011-550-051	SFR	\$1 4.94	011-560-011	SFR	\$1 4.94	011-560-063	SFR	\$1 4.94
011-550-052	SFR	\$1 4.94	011-560-012	SFR	\$1 4.94	011-560-064	SFR	\$1 4.94
011-550-053	SFR	\$1 4.94	011-560-013	SFR	\$1 4.94	011-560-065	SFR	\$1 4.94
011-550-054	SFR	\$1 4.94	011-560-014	SFR	\$1 4.94	011-560-066	SFR	\$1 4.94
011-550-055	SFR	\$1 4.94	011-560-015	SFR	\$1 4.94	011-560-067	SFR	\$1 4.94
011-550-056	SFR	\$1 4.94	011-560-016	SFR	\$1 4.94	011-560-068	SFR	\$1 4.94
011-550-057	SFR	\$1 4.94	011-560-017	SFR	\$1 4.94	011-560-069	SFR	\$1 4.94
011-550-058	SFR	\$1 4.94	011-560-018	SFR	\$1 4.94	011-560-070	SFR	\$1 4.94
011-550-059	SFR	\$1 4.94	011-560-019	SFR	\$1 4.94	011-560-071	SFR	\$1 4.94
011-550-060	SFR	\$1 4.94	011-560-020	SFR	\$1 4.94	011-560-072	SFR	\$1 4.94
011-550-061	SFR	\$1 4.94	011-560-021	SFR	\$1 4.94	011-560-073	SFR	\$1 4.94
011-550-062	SFR	\$1 4.94	011-560-022	SFR	\$1 4.94	011-560-074	SFR	\$1 4.94
011-550-063	SFR	\$1 4.94	011-560-023	SFR	\$1 4.94	011-560-075	SFR	\$1 4.94
011-550-064	SFR	\$1 4.94	011-560-024	SFR	\$1 4.94	011-560-076	SFR	\$1 4.94
011-550-065	SFR	\$1 4.94	011-560-025	SFR	\$1 4.94	011-560-077	SFR	\$1 4.94
011-550-066	SFR	\$1 4.94	011-560-026	SFR	\$1 4.94	011-560-078	SFR	\$1 4.94
011-550-067	SFR	\$1 4.94	011-560-027	SFR	\$1 4.94	011-560-079	SFR	\$1 4.94
011-550-068	SFR	\$1 4.94	011-560-028	SFR	\$1 4.94	011-560-080	SFR	\$1 4.94
011-550-069	SFR	\$1 4.94	011-560-029	SFR	\$1 4.94	011-560-081	SFR	\$1 4.94
011-550-070	SFR	\$1 4.94	011-560-030	SFR	\$1 4.94	011-560-082	SFR	\$1 4.94
011-550-071	SFR	\$1 4.94	011-560-031	SFR	\$1 4.94	011-560-083	SFR	\$1 4.94
011-550-072	SFR	\$1 4.94	011-560-032	SFR	\$1 4.94	011-570-001	SFR	\$1 4.94
011-550-073	SFR	\$1 4.94	011-560-033	SFR	\$1 4.94	011-570-002	SFR	\$1 4.94
011-550-074	SFR	\$1 4.94	011-560-034	SFR	\$1 4.94	011-570-003	SFR	\$1 4.94
011-550-075	SFR	\$1 4.94	011-560-035	SFR	\$1 4.94	011-570-004	SFR	\$1 4.94
011-550-076	SFR	\$1 4.94	011-560-036	SFR	\$1 4.94	011-570-005	SFR	\$1 4.94
011-550-077	SFR	\$1 4.94	011-560-037	SFR	\$1 4.94	011-570-006	SFR	\$1 4.94
011-550-078	SFR	\$1 4.94	011-560-038	SFR	\$1 4.94	011-570-007	SFR	\$1 4.94
011-550-079	SFR	\$1 4.94	011-560-039	SFR	\$1 4.94	011-570-008	SFR	\$1 4.94
011-550-080	SFR	\$1 4.94	011-560-040	SFR	\$1 4.94	011-570-009	SFR	\$1 4.94
011-550-081	SFR	\$1 4.94	011-560-041	SFR	\$1 4.94	011-570-010	SFR	\$1 4.94
011-550-082	SFR	\$1 4.94	011-560-042	SFR	\$1 4.94	011-570-011	SFR	\$1 4.94
011-550-083	SFR	\$1 4.94	011-560-043	SFR	\$1 4.94	011-570-012	SFR	\$1 4.94
011-550-084	SFR	\$1 4.94	011-560-044	SFR	\$1 4.94	011-570-013	SFR	\$1 4.94
011-550-085	SFR	\$1 4.94	011-560-045	SFR	\$1 4.94	011-570-014	SFR	\$1 4.94
011-550-086	SFR	\$1 4.94	011-560-046	SFR	\$1 4.94	011-570-015	SFR	\$1 4.94
011-550-087	SFR	\$1 4.94	011-560-047	SFR	\$1 4.94	011-570-016	SFR	\$1 4.94
011-550-088	SFR	\$1 4.94	011-560-048	SFR	\$1 4.94	011-570-017	SFR	\$1 4.94
011-550-089	SFR	\$1 4.94	011-560-049	SFR	\$1 4.94	011-570-018	SFR	\$1 4.94
011-550-090	SFR	\$1 4.94	011-560-050	SFR	\$1 4.94	011-570-019	SFR	\$1 4.94
011-550-091	SFR	\$1 4.94	011-560-051	SFR	\$1 4.94	011-570-020	SFR	\$1 4.94
011-550-092	SFR	\$1 4.94	011-560-052	SFR	\$1 4.94	011-570-021	SFR	\$1 4.94
011-560-001	SFR	\$1 4.94	011-560-053	SFR	\$1 4.94	011-570-022	SFR	\$1 4.94

Assessor's Parcel Number	Property Class	FY18-19 Service Charge	Assessor's Parcel Number	Property Class	FY18-19 Service Charge	Assessor's Parcel Number	Property Class	FY18-19 Service Charge
011-570-023	SFR	\$1 4.94	011-580-027	SFR	\$1 4.94	011-580-079	SFR	\$1 4.94
011-570-024	SFR	\$1 4.94	011-580-028	SFR	\$1 4.94	011-580-080	SFR	\$1 4.94
011-570-025	SFR	\$1 4.94	011-580-029	SFR	\$1 4.94	011-580-081	SFR	\$1 4.94
011-570-026	SFR	\$1 4.94	011-580-030	SFR	\$1 4.94	011-580-082	SFR	\$1 4.94
011-570-027	SFR	\$1 4.94	011-580-031	SFR	\$1 4.94	011-590-001	SFR	\$1 4.94
011-570-028	SFR	\$1 4.94	011-580-032	SFR	\$1 4.94	011-590-002	SFR	\$1 4.94
011-570-029	SFR	\$1 4.94	011-580-033	SFR	\$1 4.94	011-590-003	SFR	\$1 4.94
011-570-030	SFR	\$1 4.94	011-580-034	SFR	\$1 4.94	011-590-004	SFR	\$1 4.94
011-570-031	SFR	\$1 4.94	011-580-035	SFR	\$1 4.94	011-590-005	SFR	\$1 4.94
011-570-032	SFR	\$1 4.94	011-580-036	SFR	\$1 4.94	011-590-006	SFR	\$1 4.94
011-570-033	SFR	\$1 4.94	011-580-037	SFR	\$1 4.94	011-590-007	SFR	\$1 4.94
011-570-034	SFR	\$1 4.94	011-580-038	SFR	\$1 4.94	011-590-008	SFR	\$1 4.94
011-570-035	SFR	\$1 4.94	011-580-039	SFR	\$1 4.94	011-590-009	SFR	\$1 4.94
011-570-036	SFR	\$1 4.94	011-580-040	SFR	\$1 4.94	011-590-010	SFR	\$1 4.94
011-570-037	SFR	\$1 4.94	011-580-041	SFR	\$1 4.94	011-590-011	SFR	\$1 4.94
011-570-038	SFR	\$1 4.94	011-580-042	SFR	\$1 4.94	011-590-012	SFR	\$1 4.94
011-570-039	SFR	\$1 4.94	011-580-043	SFR	\$1 4.94	011-590-013	SFR	\$1 4.94
011-570-040	SFR	\$1 4.94	011-580-044	SFR	\$1 4.94	011-590-014	SFR	\$1 4.94
011-570-041	SFR	\$1 4.94	011-580-045	SFR	\$1 4.94	011-590-015	SFR	\$1 4.94
011-570-042	SFR	\$1 4.94	011-580-046	SFR	\$1 4.94	011-590-016	SFR	\$1 4.94
011-570-043	SFR	\$1 4.94	011-580-047	SFR	\$1 4.94	011-590-017	SFR	\$1 4.94
011-570-044	SFR	\$1 4.94	011-580-048	SFR	\$1 4.94	011-590-018	SFR	\$1 4.94
011-570-045	SFR	\$1 4.94	011-580-049	SFR	\$1 4.94	011-590-019	SFR	\$1 4.94
011-570-046	SFR	\$1 4.94	011-580-050	SFR	\$1 4.94	011-590-020	SFR	\$1 4.94
011-570-047	SFR	\$1 4.94	011-580-051	SFR	\$1 4.94	011-590-021	SFR	\$1 4.94
011-570-048	SFR	\$1 4.94	011-580-052	SFR	\$1 4.94	011-590-022	SFR	\$1 4.94
011-580-001	SFR	\$1 4.94	011-580-053	SFR	\$1 4.94	011-590-023	SFR	\$1 4.94
011-580-002	SFR	\$1 4.94	011-580-054	SFR	\$1 4.94	011-590-024	SFR	\$1 4.94
011-580-003	SFR	\$1 4.94	011-580-055	SFR	\$1 4.94	011-590-025	SFR	\$1 4.94
011-580-004	SFR	\$1 4.94	011-580-056	SFR	\$1 4.94	011-590-026	SFR	\$1 4.94
011-580-005	SFR	\$1 4.94	011-580-057	SFR	\$1 4.94	011-590-027	SFR	\$1 4.94
011-580-006	SFR	\$1 4.94	011-580-058	SFR	\$1 4.94	011-590-028	SFR	\$1 4.94
011-580-007	SFR	\$1 4.94	011-580-059	SFR	\$1 4.94	011-590-029	SFR	\$1 4.94
011-580-008	SFR	\$1 4.94	011-580-060	SFR	\$1 4.94	011-590-030	SFR	\$1 4.94
011-580-009	SFR	\$1 4.94	011-580-061	SFR	\$1 4.94	011-590-031	SFR	\$1 4.94
011-580-010	SFR	\$1 4.94	011-580-062	SFR	\$1 4.94	011-590-032	SFR	\$1 4.94
011-580-011	SFR	\$1 4.94	011-580-063	SFR	\$1 4.94	011-590-033	SFR	\$1 4.94
011-580-012	SFR	\$1 4.94	011-580-064	SFR	\$1 4.94	011-590-034	SFR	\$1 4.94
011-580-013	SFR	\$1 4.94	011-580-065	SFR	\$1 4.94	011-590-035	SFR	\$1 4.94
011-580-014	SFR	\$1 4.94	011-580-066	SFR	\$1 4.94	011-590-036	SFR	\$1 4.94
011-580-015	SFR	\$1 4.94	011-580-067	SFR	\$1 4.94	011-590-037	SFR	\$1 4.94
011-580-016	SFR	\$1 4.94	011-580-068	SFR	\$1 4.94	011-590-038	SFR	\$1 4.94
011-580-017	SFR	\$1 4.94	011-580-069	SFR	\$1 4.94	011-590-039	SFR	\$1 4.94
011-580-018	SFR	\$1 4.94	011-580-070	SFR	\$1 4.94	011-590-040	SFR	\$1 4.94
011-580-019	SFR	\$1 4.94	011-580-071	SFR	\$1 4.94	011-590-041	SFR	\$1 4.94
011-580-020	SFR	\$1 4.94	011-580-072	SFR	\$1 4.94	011-590-042	SFR	\$1 4.94
011-580-021	SFR	\$1 4.94	011-580-073	SFR	\$1 4.94	011-590-043	SFR	\$1 4.94
011-580-022	SFR	\$1 4.94	011-580-074	SFR	\$1 4.94	011-590-044	SFR	\$1 4.94
011-580-023	SFR	\$1 4.94	011-580-075	SFR	\$1 4.94	011-590-045	SFR	\$1 4.94
011-580-024	SFR	\$1 4.94	011-580-076	SFR	\$1 4.94	011-590-046	SFR	\$1 4.94
011-580-025	SFR	\$1 4.94	011-580-077	SFR	\$1 4.94	011-590-047	SFR	\$1 4.94
011-580-026	SFR	\$1 4.94	011-580-078	SFR	\$1 4.94	011-590-048	SFR	\$1 4.94

Assessor's Parcel Number	Property Class	FY18-19 Service Charge	Assessor's Parcel Number	Property Class	FY18-19 Service Charge	Assessor's Parcel Number	Property Class	FY18-19 Service Charge
011-590-049	SFR	\$1 4.94	011-600-046	SFR	\$1 4.94	011-610-039	SFR	\$1 4.94
011-590-050	SFR	\$1 4.94	011-600-047	SFR	\$1 4.94	011-610-040	SFR	\$1 4.94
011-590-051	SFR	\$1 4.94	011-600-048	SFR	\$1 4.94	011-610-041	SFR	\$1 4.94
011-590-052	SFR	\$1 4.94	011-600-049	SFR	\$1 4.94	011-610-042	SFR	\$1 4.94
011-590-053	SFR	\$1 4.94	011-600-050	SFR	\$1 4.94	011-610-043	SFR	\$1 4.94
011-590-054	SFR	\$1 4.94	011-600-051	SFR	\$1 4.94	011-610-044	SFR	\$1 4.94
011-590-055	SFR	\$1 4.94	011-600-052	SFR	\$1 4.94	011-610-045	SFR	\$1 4.94
011-600-001	SFR	\$1 4.94	011-600-053	SFR	\$1 4.94	011-610-046	SFR	\$1 4.94
011-600-002	SFR	\$1 4.94	011-600-054	SFR	\$1 4.94	011-610-047	SFR	\$1 4.94
011-600-003	SFR	\$1 4.94	011-600-055	SFR	\$1 4.94	011-610-048	SFR	\$1 4.94
011-600-004	SFR	\$1 4.94	011-600-056	SFR	\$1 4.94	011-610-049	SFR	\$1 4.94
011-600-005	SFR	\$1 4.94	011-600-057	SFR	\$1 4.94	011-610-050	SFR	\$1 4.94
011-600-006	SFR	\$1 4.94	011-600-058	SFR	\$1 4.94	011-610-051	SFR	\$1 4.94
011-600-007	SFR	\$1 4.94	011-600-059	SFR	\$1 4.94	011-610-052	SFR	\$1 4.94
011-600-008	SFR	\$1 4.94	011-610-001	SFR	\$1 4.94	011-610-053	SFR	\$1 4.94
011-600-009	SFR	\$1 4.94	011-610-002	SFR	\$1 4.94	011-610-054	SFR	\$1 4.94
011-600-010	SFR	\$1 4.94	011-610-003	SFR	\$1 4.94	011-610-055	SFR	\$1 4.94
011-600-011	SFR	\$1 4.94	011-610-004	SFR	\$1 4.94	011-610-056	SFR	\$1 4.94
011-600-012	SFR	\$1 4.94	011-610-005	SFR	\$1 4.94	011-610-057	SFR	\$1 4.94
011-600-013	SFR	\$1 4.94	011-610-006	SFR	\$1 4.94	011-610-058	SFR	\$1 4.94
011-600-014	SFR	\$1 4.94	011-610-007	SFR	\$1 4.94	011-610-059	SFR	\$1 4.94
011-600-015	SFR	\$1 4.94	011-610-008	SFR	\$1 4.94	011-610-060	SFR	\$1 4.94
011-600-016	SFR	\$1 4.94	011-610-009	SFR	\$1 4.94	011-610-061	SFR	\$1 4.94
011-600-017	SFR	\$1 4.94	011-610-010	SFR	\$1 4.94	011-610-062	SFR	\$1 4.94
011-600-018	SFR	\$1 4.94	011-610-011	SFR	\$1 4.94	011-610-063	SFR	\$1 4.94
011-600-019	SFR	\$1 4.94	011-610-012	SFR	\$1 4.94	011-610-064	SFR	\$1 4.94
011-600-020	SFR	\$1 4.94	011-610-013	SFR	\$1 4.94	011-610-065	SFR	\$1 4.94
011-600-021	SFR	\$1 4.94	011-610-014	SFR	\$1 4.94	011-610-066	SFR	\$1 4.94
011-600-022	SFR	\$1 4.94	011-610-015	SFR	\$1 4.94	011-610-067	SFR	\$1 4.94
011-600-023	SFR	\$1 4.94	011-610-016	SFR	\$1 4.94	011-610-068	SFR	\$1 4.94
011-600-024	SFR	\$1 4.94	011-610-017	SFR	\$1 4.94	011-610-069	SFR	\$1 4.94
011-600-025	SFR	\$1 4.94	011-610-018	SFR	\$1 4.94	011-610-070	SFR	\$1 4.94
011-600-026	SFR	\$1 4.94	011-610-019	SFR	\$1 4.94	011-610-071	SFR	\$1 4.94
011-600-027	SFR	\$1 4.94	011-610-020	SFR	\$1 4.94	011-610-072	SFR	\$1 4.94
011-600-028	SFR	\$1 4.94	011-610-021	SFR	\$1 4.94	011-610-073	SFR	\$1 4.94
011-600-029	SFR	\$1 4.94	011-610-022	SFR	\$1 4.94	011-610-074	SFR	\$1 4.94
011-600-030	SFR	\$1 4.94	011-610-023	SFR	\$1 4.94	011-610-075	SFR	\$1 4.94
011-600-031	SFR	\$1 4.94	011-610-024	SFR	\$1 4.94	011-610-076	SFR	\$1 4.94
011-600-032	SFR	\$1 4.94	011-610-025	SFR	\$1 4.94	011-610-077	SFR	\$1 4.94
011-600-033	SFR	\$1 4.94	011-610-026	SFR	\$1 4.94	011-610-078	SFR	\$1 4.94
011-600-034	SFR	\$1 4.94	011-610-027	SFR	\$1 4.94	011-610-079	SFR	\$1 4.94
011-600-035	SFR	\$1 4.94	011-610-028	SFR	\$1 4.94	011-610-080	SFR	\$1 4.94
011-600-036	SFR	\$1 4.94	011-610-029	SFR	\$1 4.94	011-610-081	SFR	\$1 4.94
011-600-037	SFR	\$1 4.94	011-610-030	SFR	\$1 4.94	011-610-082	SFR	\$1 4.94
011-600-038	SFR	\$1 4.94	011-610-031	SFR	\$1 4.94	011-610-083	SFR	\$1 4.94
011-600-039	SFR	\$1 4.94	011-610-032	SFR	\$1 4.94	011-610-084	SFR	\$1 4.94
011-600-040	SFR	\$1 4.94	011-610-033	SFR	\$1 4.94	011-610-085	SFR	\$1 4.94
011-600-041	SFR	\$1 4.94	011-610-034	SFR	\$1 4.94	011-610-086	SFR	\$1 4.94
011-600-042	SFR	\$1 4.94	011-610-035	SFR	\$1 4.94	011-610-087	SFR	\$1 4.94
011-600-043	SFR	\$1 4.94	011-610-036	SFR	\$1 4.94	011-610-088	SFR	\$1 4.94
011-600-044	SFR	\$1 4.94	011-610-037	SFR	\$1 4.94	011-610-089	SFR	\$1 4.94
011-600-045	SFR	\$1 4.94	011-610-038	SFR	\$1 4.94	011-610-090	SFR	\$1 4.94



Assessor's Parcel Number	Property Class	FY18-19 Service Charge	Assessor's Parcel Number	Property Class	FY18-19 Service Charge	Assessor's Parcel Number	Property Class	FY18-19 Service Charge
011-610-091	SFR	\$1 4.94	011-620-045	SFR	\$1 4.94	011-630-137	SFR	\$1 4.94
011-610-092	SFR	\$1 4.94	011-620-046	SFR	\$1 4.94	011-630-138	SFR	\$1 4.94
011-610-093	SFR	\$1 4.94	011-630-004	SFR	\$1 4.94	011-630-139	SFR	\$1 4.94
011-610-094	SFR	\$1 4.94	011-630-005	SFR	\$1 4.94	011-630-140	SFR	\$1 4.94
011-610-095	SFR	\$1 4.94	011-630-006	SFR	\$1 4.94	011-630-141	SFR	\$1 4.94
011-610-096	SFR	\$1 4.94	011-630-007	SFR	\$1 4.94	011-630-142	SFR	\$1 4.94
011-610-097	SFR	\$1 4.94	011-630-008	SFR	\$1 4.94	011-630-143	SFR	\$1 4.94
011-610-098	SFR	\$1 4.94	011-630-009	SFR	\$1 4.94	011-630-144	SFR	\$1 4.94
011-620-001	SFR	\$1 4.94	011-630-018	SFR	\$1 4.94	011-630-145	SFR	\$1 4.94
011-620-002	SFR	\$1 4.94	011-630-019	SFR	\$1 4.94	011-630-146	SFR	\$1 4.94
011-620-003	SFR	\$1 4.94	011-630-038	SFR	\$1 4.94	011-630-147	SFR	\$1 4.94
011-620-004	SFR	\$1 4.94	011-630-039	SFR	\$1 4.94	011-630-148	SFR	\$1 4.94
011-620-005	SFR	\$1 4.94	011-630-057	SFR	\$1 4.94	011-630-149	SFR	\$1 4.94
011-620-006	SFR	\$1 4.94	011-630-058	SFR	\$1 4.94	011-630-150	SFR	\$1 4.94
011-620-007	SFR	\$1 4.94	011-630-099	SFR	\$1 4.94	011-630-151	SFR	\$1 4.94
011-620-008	SFR	\$1 4.94	011-630-100	SFR	\$1 4.94	011-630-152	SFR	\$1 4.94
011-620-009	SFR	\$1 4.94	011-630-101	SFR	\$1 4.94	011-630-153	SFR	\$1 4.94
011-620-010	SFR	\$1 4.94	011-630-102	SFR	\$1 4.94	011-630-154	SFR	\$1 4.94
011-620-011	SFR	\$1 4.94	011-630-103	SFR	\$1 4.94	011-630-155	SFR	\$1 4.94
011-620-012	SFR	\$1 4.94	011-630-104	SFR	\$1 4.94	011-630-156	SFR	\$1 4.94
011-620-013	SFR	\$1 4.94	011-630-105	SFR	\$1 4.94	011-630-157	SFR	\$1 4.94
011-620-014	SFR	\$1 4.94	011-630-106	SFR	\$1 4.94	011-630-158	SFR	\$1 4.94
011-620-015	SFR	\$1 4.94	011-630-107	SFR	\$1 4.94	011-630-159	SFR	\$1 4.94
011-620-016	SFR	\$1 4.94	011-630-108	SFR	\$1 4.94	011-630-160	SFR	\$1 4.94
011-620-017	SFR	\$1 4.94	011-630-109	SFR	\$1 4.94	011-630-161	SFR	\$1 4.94
011-620-018	SFR	\$1 4.94	011-630-110	SFR	\$1 4.94	011-630-162	SFR	\$1 4.94
011-620-019	SFR	\$1 4.94	011-630-111	SFR	\$1 4.94	011-630-163	SFR	\$1 4.94
011-620-020	SFR	\$1 4.94	011-630-112	SFR	\$1 4.94	011-630-164	SFR	\$1 4.94
011-620-021	SFR	\$1 4.94	011-630-113	SFR	\$1 4.94	011-630-165	SFR	\$1 4.94
011-620-022	SFR	\$1 4.94	011-630-114	SFR	\$1 4.94	011-630-166	SFR	\$1 4.94
011-620-023	SFR	\$1 4.94	011-630-115	SFR	\$1 4.94	011-630-167	SFR	\$1 4.94
011-620-024	SFR	\$1 4.94	011-630-116	SFR	\$1 4.94	011-630-168	SFR	\$1 4.94
011-620-025	SFR	\$1 4.94	011-630-117	SFR	\$1 4.94	011-630-169	SFR	\$1 4.94
011-620-026	SFR	\$1 4.94	011-630-118	SFR	\$1 4.94	011-630-170	SFR	\$1 4.94
011-620-027	SFR	\$1 4.94	011-630-119	SFR	\$1 4.94	011-630-171	SFR	\$1 4.94
011-620-028	SFR	\$1 4.94	011-630-120	SFR	\$1 4.94	011-630-172	SFR	\$1 4.94
011-620-029	SFR	\$1 4.94	011-630-121	SFR	\$1 4.94	011-630-173	SFR	\$1 4.94
011-620-030	SFR	\$1 4.94	011-630-122	SFR	\$1 4.94	011-630-174	SFR	\$1 4.94
011-620-031	SFR	\$1 4.94	011-630-123	SFR	\$1 4.94	011-630-175	SFR	\$1 4.94
011-620-032	SFR	\$1 4.94	011-630-124	SFR	\$1 4.94	011-630-176	SFR	\$1 4.94
011-620-033	SFR	\$1 4.94	011-630-125	SFR	\$1 4.94	011-630-177	SFR	\$1 4.94
011-620-034	SFR	\$1 4.94	011-630-126	SFR	\$1 4.94	011-630-178	SFR	\$1 4.94
011-620-035	SFR	\$1 4.94	011-630-127	SFR	\$1 4.94	011-640-001	SFR	\$1 4.94
011-620-036	SFR	\$1 4.94	011-630-128	SFR	\$1 4.94	011-640-002	SFR	\$1 4.94
011-620-037	SFR	\$1 4.94	011-630-129	SFR	\$1 4.94	011-640-003	SFR	\$1 4.94
011-620-038	SFR	\$1 4.94	011-630-130	SFR	\$1 4.94	011-640-004	SFR	\$1 4.94
011-620-039	SFR	\$1 4.94	011-630-131	SFR	\$1 4.94	011-640-005	SFR	\$1 4.94
011-620-040	SFR	\$1 4.94	011-630-132	SFR	\$1 4.94	011-640-006	SFR	\$1 4.94
011-620-041	SFR	\$1 4.94	011-630-133	SFR	\$1 4.94	011-640-007	SFR	\$1 4.94
011-620-042	SFR	\$1 4.94	011-630-134	SFR	\$1 4.94	011-640-008	SFR	\$1 4.94
011-620-043	SFR	\$1 4.94	011-630-135	SFR	\$1 4.94	011-640-009	SFR	\$1 4.94
011-620-044	SFR	\$1 4.94	011-630-136	SFR	\$1 4.94	011-640-010	SFR	\$1 4.94

Assessor's Parcel Number	Property Class	FY18-19 Service Charge	Assessor's Parcel Number	Property Class	FY18-19 Service Charge	Assessor's Parcel Number	Property Class	FY18-19 Service Charge
011-640-011	SFR	\$1 4.94	011-650-025	VSFR	\$7.46	011-650-077	SFR	\$1 4.94
011-640-012	SFR	\$1 4.94	011-650-026	SFR	\$1 4.94	011-650-078	SFR	\$1 4.94
011-640-013	SFR	\$1 4.94	011-650-027	SFR	\$1 4.94	011-650-079	SFR	\$1 4.94
011-640-014	SFR	\$1 4.94	011-650-028	SFR	\$1 4.94	011-650-080	SFR	\$1 4.94
011-640-015	SFR	\$1 4.94	011-650-029	SFR	\$1 4.94	011-650-081	SFR	\$1 4.94
011-640-016	SFR	\$1 4.94	011-650-030	SFR	\$1 4.94	011-650-082	SFR	\$1 4.94
011-640-017	SFR	\$1 4.94	011-650-031	SFR	\$1 4.94	011-650-083	SFR	\$1 4.94
011-640-018	SFR	\$1 4.94	011-650-032	SFR	\$1 4.94	011-650-084	SFR	\$1 4.94
011-640-019	SFR	\$1 4.94	011-650-033	SFR	\$1 4.94	011-650-085	SFR	\$1 4.94
011-640-020	SFR	\$1 4.94	011-650-034	SFR	\$1 4.94	011-650-086	SFR	\$1 4.94
011-640-021	SFR	\$1 4.94	011-650-035	SFR	\$1 4.94	011-650-087	SFR	\$1 4.94
011-640-022	SFR	\$1 4.94	011-650-036	SFR	\$1 4.94	011-650-088	SFR	\$1 4.94
011-640-023	SFR	\$1 4.94	011-650-037	SFR	\$1 4.94	011-650-089	SFR	\$1 4.94
011-640-024	SFR	\$1 4.94	011-650-038	SFR	\$1 4.94	011-650-090	SFR	\$1 4.94
011-640-025	SFR	\$1 4.94	011-650-039	SFR	\$1 4.94	011-650-091	SFR	\$1 4.94
011-640-026	SFR	\$1 4.94	011-650-040	SFR	\$1 4.94	011-650-092	SFR	\$1 4.94
011-640-027	SFR	\$1 4.94	011-650-041	SFR	\$1 4.94	011-650-093	SFR	\$1 4.94
011-640-028	SFR	\$1 4.94	011-650-042	SFR	\$1 4.94	011-650-094	SFR	\$1 4.94
011-640-029	SFR	\$1 4.94	011-650-043	SFR	\$1 4.94	011-650-095	SFR	\$1 4.94
011-640-030	SFR	\$1 4.94	011-650-044	SFR	\$1 4.94	011-650-096	SFR	\$1 4.94
011-640-031	SFR	\$1 4.94	011-650-045	SFR	\$1 4.94	011-650-097	SFR	\$1 4.94
011-640-032	SFR	\$1 4.94	011-650-046	SFR	\$1 4.94	011-650-098	SFR	\$1 4.94
011-640-033	SFR	\$1 4.94	011-650-047	SFR	\$1 4.94	011-650-099	SFR	\$1 4.94
011-640-034	SFR	\$1 4.94	011-650-048	SFR	\$1 4.94	011-650-100	SFR	\$1 4.94
011-640-035	SFR	\$1 4.94	011-650-049	SFR	\$1 4.94	011-650-101	SFR	\$1 4.94
011-640-036	SFR	\$1 4.94	011-650-050	SFR	\$1 4.94	011-650-102	SFR	\$1 4.94
011-640-037	SFR	\$1 4.94	011-650-051	SFR	\$1 4.94	011-650-103	SFR	\$1 4.94
011-640-038	SFR	\$1 4.94	011-650-052	SFR	\$1 4.94	011-650-104	SFR	\$1 4.94
011-650-001	VSFR	\$7.46	011-650-053	SFR	\$1 4.94	011-650-105	SFR	\$1 4.94
011-650-002	SFR	\$1 4.94	011-650-054	SFR	\$1 4.94	011-650-106	SFR	\$1 4.94
011-650-003	SFR	\$1 4.94	011-650-055	SFR	\$1 4.94	011-650-107	SFR	\$1 4.94
011-650-004	SFR	\$1 4.94	011-650-056	SFR	\$1 4.94	011-650-108	SFR	\$1 4.94
011-650-005	SFR	\$1 4.94	011-650-057	SFR	\$1 4.94	011-650-109	SFR	\$1 4.94
011-650-006	VSFR	\$7.46	011-650-058	SFR	\$1 4.94	011-650-110	SFR	\$1 4.94
011-650-007	VSFR	\$7.46	011-650-059	SFR	\$1 4.94	011-660-001	VSFR	\$7.46
011-650-008	SFR	\$1 4.94	011-650-060	SFR	\$1 4.94	011-660-002	VSFR	\$7.46
011-650-009	SFR	\$1 4.94	011-650-061	SFR	\$1 4.94	011-660-003	VSFR	\$7.46
011-650-010	SFR	\$1 4.94	011-650-062	SFR	\$1 4.94	011-660-004	VSFR	\$7.46
011-650-011	SFR	\$1 4.94	011-650-063	SFR	\$1 4.94	011-660-005	VSFR	\$7.46
011-650-012	VSFR	\$7.46	011-650-064	SFR	\$1 4.94	011-660-006	VSFR	\$7.46
011-650-013	VSFR	\$7.46	011-650-065	SFR	\$1 4.94	011-660-007	SFR	\$1 4.94
011-650-014	VSFR	\$7.46	011-650-066	SFR	\$1 4.94	011-660-008	SFR	\$1 4.94
011-650-015	VSFR	\$7.46	011-650-067	SFR	\$1 4.94	011-660-009	SFR	\$1 4.94
011-650-016	VSFR	\$7.46	011-650-068	SFR	\$1 4.94	011-660-010	SFR	\$1 4.94
011-650-017	VSFR	\$7.46	011-650-069	SFR	\$1 4.94	011-660-011	SFR	\$1 4.94
011-650-018	VSFR	\$7.46	011-650-070	SFR	\$1 4.94	011-660-012	SFR	\$1 4.94
011-650-019	VSFR	\$7.46	011-650-071	SFR	\$1 4.94	011-660-013	SFR	\$1 4.94
011-650-020	VSFR	\$7.46	011-650-072	SFR	\$1 4.94	011-660-014	SFR	\$1 4.94
011-650-021	VSFR	\$7.46	011-650-073	SFR	\$1 4.94	011-660-015	SFR	\$1 4.94
011-650-022	VSFR	\$7.46	011-650-074	SFR	\$1 4.94	011-660-016	SFR	\$1 4.94
011-650-023	VSFR	\$7.46	011-650-075	SFR	\$1 4.94	011-660-017	SFR	\$1 4.94
011-650-024	VSFR	\$7.46	011-650-076	SFR	\$1 4.94	011-660-018	SFR	\$1 4.94

Assessor's Parcel Number	Property Class	FY18-19 Service Charge	Assessor's Parcel Number	Property Class	FY18-19 Service Charge	Assessor's Parcel Number	Property Class	FY18-19 Service Charge
011-660-019	SFR	\$14.94	011-670-029	SFR	\$14.94	011-680-038	VSFR	\$7.46
011-660-020	SFR	\$14.94	011-670-030	SFR	\$14.94	011-680-039	VSFR	\$7.46
011-660-021	SFR	\$14.94	011-670-031	SFR	\$14.94	011-680-040	VSFR	\$7.46
011-660-022	SFR	\$14.94	011-670-032	SFR	\$14.94	011-680-041	VSFR	\$7.46
011-660-023	SFR	\$14.94	011-670-033	SFR	\$14.94	011-680-042	VSFR	\$7.46
011-660-024	SFR	\$14.94	011-670-034	SFR	\$14.94	011-680-043	VSFR	\$7.46
011-660-025	SFR	\$14.94	011-670-035	SFR	\$14.94	011-680-044	VSFR	\$7.46
011-660-026	SFR	\$14.94	011-670-036	SFR	\$14.94	011-680-045	VSFR	\$7.46
011-660-027	SFR	\$14.94	011-670-037	SFR	\$14.94	011-680-046	VSFR	\$7.46
011-660-028	SFR	\$14.94	011-670-038	SFR	\$14.94	011-680-047	VSFR	\$7.46
011-660-029	SFR	\$14.94	011-670-039	VSFR	\$7.46	011-680-048	VSFR	\$7.46
011-660-030	SFR	\$14.94	011-670-040	SFR	\$14.94	011-680-049	VSFR	\$7.46
011-660-031	SFR	\$14.94	011-670-041	SFR	\$14.94	011-680-050	VSFR	\$7.46
011-660-032	SFR	\$14.94	011-670-042	SFR	\$14.94	011-680-051	VSFR	\$7.46
011-660-033	SFR	\$14.94	011-670-043	VSFR	\$7.46	011-680-052	VSFR	\$7.46
011-660-034	SFR	\$14.94	011-680-001	SFR	\$14.94	011-680-053	VSFR	\$7.46
011-660-035	VSFR	\$7.46	011-680-002	SFR	\$14.94	011-680-054	VSFR	\$7.46
011-660-036	VSFR	\$7.46	011-680-003	SFR	\$14.94	011-680-055	VSFR	\$7.46
011-660-037	VSFR	\$7.46	011-680-004	VSFR	\$7.46	011-680-056	SFR	\$14.94
011-660-038	VSFR	\$7.46	011-680-005	VSFR	\$7.46	011-680-057	SFR	\$14.94
011-660-039	VSFR	\$7.46	011-680-006	VSFR	\$7.46	011-680-058	SFR	\$14.94
011-660-040	VSFR	\$7.46	011-680-007	VSFR	\$7.46	011-680-059	SFR	\$14.94
011-660-041	VSFR	\$7.46	011-680-008	VSFR	\$7.46	011-680-060	VSFR	\$7.46
011-660-042	VSFR	\$7.46	011-680-009	VSFR	\$7.46	011-690-001	VSFR	\$7.46
011-670-001	VSFR	\$7.46	011-680-010	VSFR	\$7.46	011-690-002	VSFR	\$7.46
011-670-002	VSFR	\$7.46	011-680-011	VSFR	\$7.46	011-690-003	VSFR	\$7.46
011-670-003	VSFR	\$7.46	011-680-012	VSFR	\$7.46	011-690-004	VSFR	\$7.46
011-670-004	VSFR	\$7.46	011-680-013	VSFR	\$7.46	011-690-005	VSFR	\$7.46
011-670-005	VSFR	\$7.46	011-680-014	VSFR	\$7.46	011-690-006	VSFR	\$7.46
011-670-006	VSFR	\$7.46	011-680-015	SFR	\$14.94	011-690-007	VSFR	\$7.46
011-670-007	VSFR	\$7.46	011-680-016	SFR	\$14.94	011-690-008	VSFR	\$7.46
011-670-008	VSFR	\$7.46	011-680-017	SFR	\$14.94	011-690-009	VSFR	\$7.46
011-670-009	VSFR	\$7.46	011-680-018	SFR	\$14.94	011-690-010	VSFR	\$7.46
011-670-010	VSFR	\$7.46	011-680-019	SFR	\$14.94	011-690-011	VSFR	\$7.46
011-670-011	VSFR	\$7.46	011-680-020	SFR	\$14.94	011-690-012	VSFR	\$7.46
011-670-012	VSFR	\$7.46	011-680-021	VSFR	\$7.46	011-690-013	VSFR	\$7.46
011-670-013	VSFR	\$7.46	011-680-022	VSFR	\$7.46	011-690-014	VSFR	\$7.46
011-670-014	VSFR	\$7.46	011-680-023	VSFR	\$7.46	011-690-015	VSFR	\$7.46
011-670-015	VSFR	\$7.46	011-680-024	VSFR	\$7.46	011-690-016	VSFR	\$7.46
011-670-016	VSFR	\$7.46	011-680-025	VSFR	\$7.46	011-690-017	VSFR	\$7.46
011-670-017	VSFR	\$7.46	011-680-026	VSFR	\$7.46	011-690-018	VSFR	\$7.46
011-670-018	VSFR	\$7.46	011-680-027	VSFR	\$7.46	011-690-019	VSFR	\$7.46
011-670-019	VSFR	\$7.46	011-680-028	VSFR	\$7.46	011-690-020	VSFR	\$7.46
011-670-020	VSFR	\$7.46	011-680-029	VSFR	\$7.46	011-690-021	VSFR	\$7.46
011-670-021	VSFR	\$7.46	011-680-030	VSFR	\$7.46	011-690-022	VSFR	\$7.46
011-670-022	VSFR	\$7.46	011-680-031	VSFR	\$7.46	011-690-023	VSFR	\$7.46
011-670-023	SFR	\$14.94	011-680-032	VSFR	\$7.46	011-690-024	VSFR	\$7.46
011-670-024	SFR	\$14.94	011-680-033	VSFR	\$7.46	011-690-025	VSFR	\$7.46
011-670-025	SFR	\$14.94	011-680-034	VSFR	\$7.46	011-690-026	VSFR	\$7.46
011-670-026	SFR	\$14.94	011-680-035	VSFR	\$7.46	011-690-027	VSFR	\$7.46
011-670-027	SFR	\$14.94	011-680-036	VSFR	\$7.46	011-690-028	VSFR	\$7.46
011-670-028	SFR	\$14.94	011-680-037	VSFR	\$7.46	011-690-029	VSFR	\$7.46

Assessor's Parcel Number	Property Class	FY18-19 Service Charge	Assessor's Parcel Number	Property Class	FY18-19 Service Charge	Assessor's Parcel Number	Property Class	FY18-19 Service Charge
011-690-030	VSFR	\$7.46	020-072-004	SFR	\$14.94	020-310-006	VSFR	\$7.46
011-690-031	VSFR	\$7.46	020-072-005	SFR	\$14.94	020-310-007	VSFR	\$7.46
011-690-032	VSFR	\$7.46	020-072-006	SFR	\$14.94	020-310-008	VSFR	\$7.46
011-690-033	VSFR	\$7.46	020-072-007	SFR	\$14.94	020-320-001	VSFR	\$7.46
011-690-034	VSFR	\$7.46	020-072-008	VSFR	\$7.46	020-320-002	VSFR	\$7.46
011-690-035	VSFR	\$7.46	020-072-009	SFR	\$14.94	020-320-003	VSFR	\$7.46
011-690-036	VSFR	\$7.46	020-072-010	SFR	\$14.94	020-320-004	VSFR	\$7.46
011-690-037	VSFR	\$7.46	020-073-003	INST	\$74.70	020-320-005	VSFR	\$7.46
011-690-038	VSFR	\$7.46	020-073-004	COM	\$74.70	020-320-006	VSFR	\$7.46
011-690-039	VSFR	\$7.46	020-073-005	COM	\$74.70	020-320-007	VSFR	\$7.46
011-690-040	VSFR	\$7.46	020-073-006	VCOM	\$7.46	020-320-008	VSFR	\$7.46
011-690-041	VSFR	\$7.46	020-073-007	COM	\$74.70	020-320-009	VSFR	\$7.46
011-690-042	VSFR	\$7.46	020-073-008	COM	\$74.70	020-320-010	VSFR	\$7.46
011-690-043	VSFR	\$7.46	020-073-009	SFR	\$14.94	020-320-011	VSFR	\$7.46
011-690-044	VSFR	\$7.46	020-073-010	SFR	\$14.94	020-320-012	VSFR	\$7.46
011-690-045	VSFR	\$7.46	020-073-011	SFR	\$14.94	020-320-013	VSFR	\$7.46
011-690-046	VSFR	\$7.46	020-073-012	SFR	\$14.94	020-320-014	VSFR	\$7.46
011-690-047	VSFR	\$7.46	020-073-013	VSFR	\$7.46	020-320-015	VSFR	\$7.46
015-090-050	MISC	\$7.46	020-073-014	COM	\$74.70	020-320-016	VSFR	\$7.46
015-090-051	MISC	\$7.46	020-150-009	MISC	\$7.46	020-320-017	VSFR	\$7.46
015-090-052	MISC	\$7.46	020-210-035	MISC	\$7.46	020-320-018	VSFR	\$7.46
015-270-003	SFR	\$14.94	020-210-036	MISC	\$7.46	020-320-019	VSFR	\$7.46
018-280-022	SFR	\$14.94	020-280-003	SFR	\$14.94	020-320-020	VSFR	\$7.46
018-321-002	SFR	\$14.94	020-280-004	SFR	\$14.94	020-320-021	VSFR	\$7.46
018-321-003	SFR	\$14.94	020-280-008	SFR	\$14.94	028-030-002	VSFR	\$7.46
018-321-004	SFR	\$14.94	020-280-011	SFR	\$14.94	028-030-004	MISC	\$7.46
018-321-005	SFR	\$14.94	020-280-012	SFR	\$14.94	029-010-017	MISC	\$7.46
018-321-006	SFR	\$14.94	020-280-013	SFR	\$14.94	029-020-002	VSFR	\$7.46
018-321-007	SFR	\$14.94	020-290-001	SFR	\$14.94	029-020-004	COM	\$74.70
018-321-008	SFR	\$14.94	020-290-002	SFR	\$14.94	029-090-001	SFR	\$14.94
018-321-009	SFR	\$14.94	020-290-003	SFR	\$14.94	029-090-002	SFR	\$14.94
018-321-010	SFR	\$14.94	020-290-004	SFR	\$14.94	029-090-003	SFR	\$14.94
018-321-011	SFR	\$14.94	020-290-005	SFR	\$14.94	029-090-004	VSFR	\$7.46
018-322-003	SFR	\$14.94	020-290-006	SFR	\$14.94	029-090-005	SFR	\$14.94
018-322-004	SFR	\$14.94	020-290-007	SFR	\$14.94	029-090-006	VSFR	\$7.46
018-322-005	SFR	\$14.94	020-290-008	SFR	\$14.94	029-100-001	VSFR	\$7.46
018-322-006	SFR	\$14.94	020-290-009	SFR	\$14.94	029-100-002	SFR	\$14.94
018-322-007	SFR	\$14.94	020-300-001	SFR	\$14.94	029-100-003	SFR	\$14.94
018-322-008	SFR	\$14.94	020-300-002	SFR	\$14.94	029-100-004	SFR	\$14.94
018-322-009	SFR	\$14.94	020-300-003	SFR	\$14.94	029-100-005	VSFR	\$7.46
018-322-010	SFR	\$14.94	020-300-004	VSFR	\$7.46	029-100-006	SFR	\$14.94
018-322-024	SFR	\$14.94	020-300-005	VSFR	\$7.46	029-100-007	SFR	\$14.94
020-063-003	INST	\$74.70	020-300-006	VSFR	\$7.46	029-100-008	SFR	\$14.94
020-064-001	SFR	\$14.94	020-300-007	VSFR	\$7.46	029-100-009	SFR	\$14.94
020-064-002	SFR	\$14.94	020-300-008	VSFR	\$7.46	029-100-010	VSFR	\$7.46
020-071-011	SFR	\$14.94	020-300-009	VSFR	\$7.46	029-100-011	SFR	\$14.94
020-071-012	SFR	\$14.94	020-300-010	VSFR	\$7.46	029-100-012	SFR	\$14.94
020-071-013	VCOM	\$7.46	020-310-001	VSFR	\$7.46	029-100-013	SFR	\$14.94
020-071-014	SFR	\$14.94	020-310-002	VSFR	\$7.46	029-100-014	SFR	\$14.94
020-071-015	SFR	\$14.94	020-310-003	VSFR	\$7.46	029-100-015	SFR	\$14.94
020-072-002	SFR	\$14.94	020-310-004	VSFR	\$7.46	029-100-020	SFR	\$14.94
020-072-003	INST	\$74.70	020-310-005	VSFR	\$7.46	029-100-021	SFR	\$14.94

Assessor's Parcel Number	Property Class	FY18-19 Service Charge	Assessor's Parcel Number	Property Class	FY18-19 Service Charge	Assessor's Parcel Number	Property Class	FY18-19 Service Charge
029-100-022	SFR	\$14.94	030-010-008	VSFR	\$7.46	031-022-030	VCOM	\$7.46
029-100-023	VSFR	\$7.46	030-010-009	SFR	\$14.94	031-022-031	COM	\$74.70
029-100-024	VSFR	\$7.46	030-010-010	SFR	\$14.94	031-022-033	MFR5	\$74.70
029-100-025	SFR	\$14.94	030-010-011	SFR	\$14.94	031-022-035	COM	\$74.70
029-100-026	SFR	\$14.94	030-010-012	SFR	\$14.94	031-022-036	COM	\$74.70
029-100-027	SFR	\$14.94	030-010-058	SFR	\$14.94	031-022-037	SFR	\$14.94
029-100-028	SFR	\$14.94	030-010-060	SFR	\$14.94	031-022-038	COM	\$74.70
029-100-029	VSFR	\$7.46	030-010-066	SFR	\$14.94	031-031-013	COM	\$74.70
029-100-030	SFR	\$14.94	030-010-067	SFR	\$14.94	031-031-014	COM	\$74.70
029-100-031	SFR	\$14.94	030-060-001	COM	\$74.70	031-031-015	COM	\$74.70
029-100-032	SFR	\$14.94	030-060-002	COM	\$74.70	031-031-016	SFR	\$14.94
029-100-033	SFR	\$14.94	030-070-012	COM	\$74.70	031-031-018	COM	\$74.70
029-100-034	SFR	\$14.94	030-070-016	COM	\$74.70	031-031-019	VCOM	\$7.46
029-100-035	SFR	\$14.94	030-070-017	COM	\$74.70	031-031-020	COM	\$74.70
029-100-036	SFR	\$14.94	030-070-019	COM	\$74.70	031-032-002	INST	\$74.70
029-100-037	SFR	\$14.94	030-070-025	COM	\$74.70	031-032-003	INST	\$74.70
029-100-038	SFR	\$14.94	030-070-026	COM	\$74.70	031-032-004	SFR	\$14.94
029-100-039	SFR	\$14.94	030-070-039	COM	\$74.70	031-033-003	COM	\$74.70
029-100-040	SFR	\$14.94	030-110-005	VCOM	\$7.46	031-033-004	COM	\$74.70
029-100-041	SFR	\$14.94	030-110-006	VCOM	\$7.46	031-033-005	COM	\$74.70
029-100-042	SFR	\$14.94	030-120-013	COM	\$74.70	031-033-006	COM	\$74.70
029-100-043	SFR	\$14.94	030-120-014	COM	\$74.70	031-091-002	VCOM	\$7.46
029-100-044	VSFR	\$7.46	030-120-017	COM	\$74.70	031-091-003	COM	\$74.70
029-100-055	SFR	\$14.94	030-120-034	COM	\$74.70	031-091-004	COM	\$74.70
029-100-056	VSFR	\$7.46	031-010-011	VMFR	\$7.46	031-091-007	COM	\$74.70
029-120-001	SFR	\$14.94	031-010-012	VSFR	\$7.46	031-091-009	COM	\$74.70
029-120-002	SFR	\$14.94	031-010-013	VSFR	\$7.46	031-091-012	COM	\$74.70
029-120-003	SFR	\$14.94	031-010-018	VCOM	\$7.46	031-091-013	COM	\$74.70
029-120-004	SFR	\$14.94	031-010-019	VCOM	\$7.46	031-092-001	COM	\$74.70
029-120-005	SFR	\$14.94	031-010-020	VSFR	\$7.46	031-092-002	VCOM	\$7.46
029-120-006	SFR	\$14.94	031-021-004	COM	\$74.70	031-092-003	SFR	\$14.94
029-120-007	SFR	\$14.94	031-021-005	SFR	\$14.94	031-092-004	VCOM	\$7.46
029-120-008	VSFR	\$7.46	031-021-006	COM	\$74.70	031-092-005	SFR	\$14.94
029-120-009	VSFR	\$7.46	031-021-007	VCOM	\$7.46	031-092-006	VSFR	\$7.46
029-120-010	VSFR	\$7.46	031-021-009	VCOM	\$7.46	031-092-007	SFR	\$14.94
029-120-011	VSFR	\$7.46	031-021-012	VSFR	\$7.46	031-092-008	SFR	\$14.94
029-120-012	SFR	\$14.94	031-021-013	VSFR	\$7.46	031-092-012	SFR	\$14.94
029-120-013	VSFR	\$7.46	031-021-014	COM	\$74.70	031-092-013	SFR	\$14.94
029-120-014	SFR	\$14.94	031-021-015	VCOM	\$7.46	031-092-014	SFR	\$14.94
029-120-015	SFR	\$14.94	031-021-017	VCOM	\$7.46	031-092-015	SFR	\$14.94
029-120-016	SFR	\$14.94	031-021-018	VCOM	\$7.46	031-092-016	SFR	\$14.94
029-120-017	SFR	\$14.94	031-021-019	VCOM	\$7.46	031-092-017	VSFR	\$7.46
029-120-018	SFR	\$14.94	031-022-019	COM	\$74.70	031-093-008	VSFR	\$7.46
029-120-019	VSFR	\$7.46	031-022-020	VCOM	\$7.46	031-093-009	SFR	\$14.94
029-120-020	VSFR	\$7.46	031-022-021	VCOM	\$7.46	031-093-010	SFR	\$14.94
029-120-021	SFR	\$14.94	031-022-022	VCOM	\$7.46	031-093-011	SFR	\$14.94
029-120-023	VSFR	\$7.46	031-022-024	VCOM	\$7.46	031-093-018	COM	\$74.70
029-120-024	SFR	\$14.94	031-022-025	VCOM	\$7.46	031-093-022	COM	\$74.70
029-120-025	VSFR	\$7.46	031-022-026	VCOM	\$7.46	031-093-023	COM	\$74.70
030-010-005	SFR	\$14.94	031-022-027	VCOM	\$7.46	031-093-027	COM	\$74.70
030-010-006	SFR	\$14.94	031-022-028	VCOM	\$7.46	031-093-028	COM	\$74.70
030-010-007	SFR	\$14.94	031-022-029	VCOM	\$7.46	031-093-033	VCOM	\$7.46

Assessor's Parcel Number	Property Class	FY18-19 Service Charge	Assessor's Parcel Number	Property Class	FY18-19 Service Charge	Assessor's Parcel Number	Property Class	FY18-19 Service Charge
031-093-035	VCOM	\$7.46	031-110-009	VSFR	\$7.46	031-121-057	VSFR	\$7.46
031-093-036	SFR	\$14.94	031-110-012	VSFR	\$7.46	031-121-058	VSFR	\$7.46
031-093-037	SFR	\$14.94	031-110-013	SFR	\$14.94	031-122-003	VSFR	\$7.46
031-093-039	VSFR	\$7.46	031-110-014	VSFR	\$7.46	031-122-007	VSFR	\$7.46
031-093-040	VSFR	\$7.46	031-110-015	VSFR	\$7.46	031-122-008	SFR	\$14.94
031-093-041	VSFR	\$7.46	031-110-018	SFR	\$14.94	031-122-011	VSFR	\$7.46
031-093-042	VSFR	\$7.46	031-110-019	VSFR	\$7.46	031-122-013	SFR	\$14.94
031-093-043	VSFR	\$7.46	031-110-022	VSFR	\$7.46	031-122-014	SFR	\$14.94
031-093-044	COM	\$74.70	031-110-023	VSFR	\$7.46	031-122-015	VSFR	\$7.46
031-101-001	SFR	\$14.94	031-110-026	VSFR	\$7.46	031-122-016	VSFR	\$7.46
031-101-004	SFR	\$14.94	031-110-030	VSFR	\$7.46	031-122-017	SFR	\$14.94
031-101-005	SFR	\$14.94	031-110-031	VSFR	\$7.46	031-131-001	VSFR	\$7.46
031-101-006	SFR	\$14.94	031-110-037	SFR	\$14.94	031-131-003	SFR	\$14.94
031-101-007	VSFR	\$7.46	031-110-039	SFR	\$14.94	031-131-004	VSFR	\$7.46
031-101-008	SFR	\$14.94	031-110-040	SFR	\$14.94	031-131-009	VSFR	\$7.46
031-101-009	VSFR	\$7.46	031-110-041	SFR	\$14.94	031-131-013	VSFR	\$7.46
031-101-010	SFR	\$14.94	031-110-042	VSFR	\$7.46	031-131-016	VSFR	\$7.46
031-102-001	SFR	\$14.94	031-110-043	SFR	\$14.94	031-131-017	VSFR	\$7.46
031-102-002	SFR	\$14.94	031-110-045	SFR	\$14.94	031-131-020	VSFR	\$7.46
031-102-003	SFR	\$14.94	031-110-046	VSFR	\$7.46	031-131-021	VSFR	\$7.46
031-102-004	SFR	\$14.94	031-110-047	VSFR	\$7.46	031-131-024	VSFR	\$7.46
031-102-005	SFR	\$14.94	031-110-048	SFR	\$14.94	031-131-025	VSFR	\$7.46
031-102-008	SFR	\$14.94	031-110-049	SFR	\$14.94	031-131-028	SFR	\$14.94
031-102-009	SFR	\$14.94	031-110-050	SFR	\$14.94	031-131-029	SFR	\$14.94
031-102-010	SFR	\$14.94	031-110-051	VSFR	\$7.46	031-131-036	SFR	\$14.94
031-102-011	VSFR	\$7.46	031-110-052	SFR	\$14.94	031-131-037	VSFR	\$7.46
031-102-012	VSFR	\$7.46	031-110-053	SFR	\$14.94	031-131-038	SFR	\$14.94
031-102-015	SFR	\$14.94	031-110-054	VSFR	\$7.46	031-131-039	VSFR	\$7.46
031-102-016	VSFR	\$7.46	031-110-055	VSFR	\$7.46	031-131-041	SFR	\$14.94
031-102-017	VSFR	\$7.46	031-121-004	VSFR	\$7.46	031-131-043	SFR	\$14.94
031-102-018	VSFR	\$7.46	031-121-005	VSFR	\$7.46	031-131-044	SFR	\$14.94
031-102-029	VSFR	\$7.46	031-121-009	VSFR	\$7.46	031-131-045	SFR	\$14.94
031-102-030	COM	\$74.70	031-121-012	VSFR	\$7.46	031-131-046	SFR	\$14.94
031-102-031	COM	\$74.70	031-121-013	VSFR	\$7.46	031-131-047	SFR	\$14.94
031-102-032	COM	\$74.70	031-121-017	VSFR	\$7.46	031-131-048	VSFR	\$7.46
031-102-033	COM	\$74.70	031-121-021	VSFR	\$7.46	031-131-049	VSFR	\$7.46
031-102-037	VSFR	\$7.46	031-121-022	VSFR	\$7.46	031-131-050	VSFR	\$7.46
031-102-038	SFR	\$14.94	031-121-025	VSFR	\$7.46	031-131-051	SFR	\$14.94
031-102-042	VSFR	\$7.46	031-121-039	VSFR	\$7.46	031-131-052	SFR	\$14.94
031-102-044	SFR	\$14.94	031-121-044	SFR	\$14.94	031-131-053	SFR	\$14.94
031-102-045	SFR	\$14.94	031-121-045	SFR	\$14.94	031-132-005	VSFR	\$7.46
031-102-046	SFR	\$14.94	031-121-046	SFR	\$14.94	031-132-006	VSFR	\$7.46
031-102-047	SFR	\$14.94	031-121-047	SFR	\$14.94	031-132-007	VSFR	\$7.46
031-102-048	SFR	\$14.94	031-121-048	VSFR	\$7.46	031-132-009	VSFR	\$7.46
031-102-049	SFR	\$14.94	031-121-049	SFR	\$14.94	031-132-010	SFR	\$14.94
031-102-050	VSFR	\$7.46	031-121-050	SFR	\$14.94	031-132-013	SFR	\$14.94
031-102-051	SFR	\$14.94	031-121-051	SFR	\$14.94	031-132-014	VSFR	\$7.46
031-102-052	SFR	\$14.94	031-121-052	SFR	\$14.94	031-132-017	SFR	\$14.94
031-102-053	VSFR	\$7.46	031-121-053	VSFR	\$7.46	031-132-018	VSFR	\$7.46
031-110-004	VSFR	\$7.46	031-121-054	SFR	\$14.94	031-132-021	SFR	\$14.94
031-110-005	VSFR	\$7.46	031-121-055	SFR	\$14.94	031-132-022	SFR	\$14.94
031-110-008	VSFR	\$7.46	031-121-056	SFR	\$14.94	031-132-023	VSFR	\$7.46

Assessor's Parcel Number	Property Class	FY18-19 Service Charge	Assessor's Parcel Number	Property Class	FY18-19 Service Charge	Assessor's Parcel Number	Property Class	FY18-19 Service Charge
031-132-024	SFR	\$1 4.94	031-160-009	VSFR	\$7.46	031-170-017	VSFR	\$7.46
031-132-025	SFR	\$1 4.94	031-160-010	VSFR	\$7.46	031-170-018	VSFR	\$7.46
031-132-026	SFR	\$1 4.94	031-160-011	VSFR	\$7.46	031-170-019	VSFR	\$7.46
031-132-027	SFR	\$1 4.94	031-160-012	VSFR	\$7.46	031-170-020	VSFR	\$7.46
031-140-007	VSFR	\$7.46	031-160-013	VSFR	\$7.46	031-170-021	VSFR	\$7.46
031-140-011	VSFR	\$7.46	031-160-014	VSFR	\$7.46	031-170-022	VSFR	\$7.46
031-140-012	SFR	\$1 4.94	031-160-015	VSFR	\$7.46	031-170-023	VSFR	\$7.46
031-140-016	VSFR	\$7.46	031-160-016	VSFR	\$7.46	031-170-024	VSFR	\$7.46
031-140-024	VSFR	\$7.46	031-160-017	VSFR	\$7.46	031-170-025	VSFR	\$7.46
031-140-025	VSFR	\$7.46	031-160-018	VSFR	\$7.46	031-170-026	VSFR	\$7.46
031-140-028	VSFR	\$7.46	031-160-019	VSFR	\$7.46	031-170-027	VSFR	\$7.46
031-140-029	VSFR	\$7.46	031-160-020	VSFR	\$7.46	031-170-028	VSFR	\$7.46
031-140-032	VSFR	\$7.46	031-160-021	VSFR	\$7.46	031-170-029	VSFR	\$7.46
031-140-033	VSFR	\$7.46	031-160-022	VSFR	\$7.46	031-170-030	VSFR	\$7.46
031-140-036	VSFR	\$7.46	031-160-023	VSFR	\$7.46	031-170-031	VSFR	\$7.46
031-140-037	VSFR	\$7.46	031-160-024	VSFR	\$7.46	031-170-032	VSFR	\$7.46
031-140-040	VSFR	\$7.46	031-160-025	VSFR	\$7.46	031-170-033	VSFR	\$7.46
031-140-041	VSFR	\$7.46	031-160-026	VSFR	\$7.46	031-170-034	VSFR	\$7.46
031-140-044	VSFR	\$7.46	031-160-027	VSFR	\$7.46	031-170-035	VSFR	\$7.46
031-140-045	VSFR	\$7.46	031-160-028	VSFR	\$7.46	031-170-036	VSFR	\$7.46
031-140-055	SFR	\$1 4.94	031-160-029	VSFR	\$7.46	031-170-037	VSFR	\$7.46
031-140-056	SFR	\$1 4.94	031-160-030	VSFR	\$7.46	031-170-038	VSFR	\$7.46
031-140-057	SFR	\$1 4.94	031-160-031	VSFR	\$7.46	031-170-039	VSFR	\$7.46
031-140-058	SFR	\$1 4.94	031-160-032	VSFR	\$7.46	031-170-040	VSFR	\$7.46
031-140-059	SFR	\$1 4.94	031-160-033	VSFR	\$7.46	031-170-041	VSFR	\$7.46
031-140-060	SFR	\$1 4.94	031-160-034	VSFR	\$7.46	031-170-042	VSFR	\$7.46
031-140-061	VSFR	\$7.46	031-160-035	VSFR	\$7.46	031-170-043	VSFR	\$7.46
031-140-062	SFR	\$1 4.94	031-160-036	VSFR	\$7.46	031-170-044	VSFR	\$7.46
031-140-063	SFR	\$1 4.94	031-160-037	VSFR	\$7.46	031-170-045	VSFR	\$7.46
031-140-064	SFR	\$1 4.94	031-160-038	VSFR	\$7.46	031-180-001	VSFR	\$7.46
031-140-065	COM	\$74.70	031-160-039	VSFR	\$7.46	031-180-002	VSFR	\$7.46
031-140-066	SFR	\$1 4.94	031-160-040	VSFR	\$7.46	031-180-003	VSFR	\$7.46
031-140-067	SFR	\$1 4.94	031-160-041	VSFR	\$7.46	031-180-004	VSFR	\$7.46
031-140-068	SFR	\$1 4.94	031-160-042	VSFR	\$7.46	031-180-005	VSFR	\$7.46
031-140-069	SFR	\$1 4.94	031-160-043	VSFR	\$7.46	031-180-006	VSFR	\$7.46
031-140-070	SFR	\$1 4.94	031-160-044	VSFR	\$7.46	031-180-007	VSFR	\$7.46
031-140-071	SFR	\$1 4.94	031-170-001	VSFR	\$7.46	031-180-008	VSFR	\$7.46
031-140-072	VSFR	\$7.46	031-170-002	VSFR	\$7.46	031-180-009	VSFR	\$7.46
031-140-073	SFR	\$1 4.94	031-170-003	VSFR	\$7.46	031-180-010	VSFR	\$7.46
031-140-074	SFR	\$1 4.94	031-170-004	VSFR	\$7.46	031-180-011	VSFR	\$7.46
031-140-075	VSFR	\$7.46	031-170-005	VSFR	\$7.46	031-180-012	VSFR	\$7.46
031-140-076	SFR	\$1 4.94	031-170-006	VSFR	\$7.46	031-180-013	VSFR	\$7.46
031-140-077	SFR	\$1 4.94	031-170-007	VSFR	\$7.46	031-180-014	VSFR	\$7.46
031-140-078	SFR	\$1 4.94	031-170-008	VSFR	\$7.46	031-180-015	VSFR	\$7.46
031-160-001	VSFR	\$7.46	031-170-009	VSFR	\$7.46	031-180-016	VSFR	\$7.46
031-160-002	VSFR	\$7.46	031-170-010	VSFR	\$7.46	031-180-017	VSFR	\$7.46
031-160-003	VSFR	\$7.46	031-170-011	VSFR	\$7.46	031-180-018	VSFR	\$7.46
031-160-004	VSFR	\$7.46	031-170-012	VSFR	\$7.46	031-180-019	VSFR	\$7.46
031-160-005	VSFR	\$7.46	031-170-013	VSFR	\$7.46	031-180-020	VSFR	\$7.46
031-160-006	VSFR	\$7.46	031-170-014	VSFR	\$7.46	031-180-021	VSFR	\$7.46
031-160-007	VSFR	\$7.46	031-170-015	VSFR	\$7.46	031-180-022	VSFR	\$7.46
031-160-008	VSFR	\$7.46	031-170-016	VSFR	\$7.46	031-180-023	VSFR	\$7.46

Assessor's Parcel Number	Property Class	FY18-19 Service Charge	Assessor's Parcel Number	Property Class	FY18-19 Service Charge	Assessor's Parcel Number	Property Class	FY18-19 Service Charge
031-180-024	VSFR	\$7.46	031-190-019	VSFR	\$7.46	031-200-039	VSFR	\$7.46
031-180-025	VSFR	\$7.46	031-190-020	VSFR	\$7.46	031-200-040	VSFR	\$7.46
031-180-026	VSFR	\$7.46	031-190-021	VSFR	\$7.46	031-200-041	VSFR	\$7.46
031-180-027	VSFR	\$7.46	031-190-022	VSFR	\$7.46	031-200-042	VSFR	\$7.46
031-180-028	VSFR	\$7.46	031-190-023	VSFR	\$7.46	031-200-043	VSFR	\$7.46
031-180-029	VSFR	\$7.46	031-190-024	VSFR	\$7.46	031-200-044	VSFR	\$7.46
031-180-030	VSFR	\$7.46	031-190-025	VSFR	\$7.46	031-200-045	VSFR	\$7.46
031-180-031	VSFR	\$7.46	031-190-026	VSFR	\$7.46	031-200-046	VSFR	\$7.46
031-180-032	VSFR	\$7.46	031-190-027	VSFR	\$7.46	031-200-047	VSFR	\$7.46
031-180-033	VSFR	\$7.46	031-190-028	VSFR	\$7.46	031-200-048	VSFR	\$7.46
031-180-034	VSFR	\$7.46	031-190-029	VSFR	\$7.46	031-210-001	VSFR	\$7.46
031-180-035	VSFR	\$7.46	031-190-030	VSFR	\$7.46	031-210-002	VSFR	\$7.46
031-180-036	VSFR	\$7.46	031-190-031	VSFR	\$7.46	031-210-003	VSFR	\$7.46
031-180-037	VSFR	\$7.46	031-190-032	VSFR	\$7.46	031-210-004	VSFR	\$7.46
031-180-038	VSFR	\$7.46	031-200-001	VSFR	\$7.46	031-210-005	VSFR	\$7.46
031-180-039	VSFR	\$7.46	031-200-002	VSFR	\$7.46	031-210-006	VSFR	\$7.46
031-180-040	VSFR	\$7.46	031-200-003	VSFR	\$7.46	031-210-007	VSFR	\$7.46
031-180-041	VSFR	\$7.46	031-200-004	VSFR	\$7.46	031-210-008	VSFR	\$7.46
031-180-042	VSFR	\$7.46	031-200-005	VSFR	\$7.46	031-210-009	VSFR	\$7.46
031-180-043	VSFR	\$7.46	031-200-006	VSFR	\$7.46	031-210-010	VSFR	\$7.46
031-180-044	VSFR	\$7.46	031-200-007	VSFR	\$7.46	031-210-011	VSFR	\$7.46
031-180-045	VSFR	\$7.46	031-200-008	VSFR	\$7.46	031-210-012	VSFR	\$7.46
031-180-046	VSFR	\$7.46	031-200-009	VSFR	\$7.46	031-210-013	VSFR	\$7.46
031-180-047	VSFR	\$7.46	031-200-010	VSFR	\$7.46	031-210-014	VSFR	\$7.46
031-180-048	VSFR	\$7.46	031-200-011	VSFR	\$7.46	031-210-015	VSFR	\$7.46
031-180-049	VSFR	\$7.46	031-200-012	VSFR	\$7.46	031-210-016	VSFR	\$7.46
031-180-050	VSFR	\$7.46	031-200-013	VSFR	\$7.46	031-210-017	VSFR	\$7.46
031-180-051	VSFR	\$7.46	031-200-014	VSFR	\$7.46	031-210-018	VSFR	\$7.46
031-180-052	VSFR	\$7.46	031-200-015	VSFR	\$7.46	031-210-019	VSFR	\$7.46
031-180-053	VSFR	\$7.46	031-200-016	VSFR	\$7.46	031-210-020	VSFR	\$7.46
031-180-054	VSFR	\$7.46	031-200-017	VSFR	\$7.46	031-210-021	VSFR	\$7.46
031-180-055	VSFR	\$7.46	031-200-018	VSFR	\$7.46	031-210-022	VSFR	\$7.46
031-180-056	VSFR	\$7.46	031-200-019	VSFR	\$7.46	031-210-023	VSFR	\$7.46
031-180-057	VSFR	\$7.46	031-200-020	VSFR	\$7.46	031-210-024	VSFR	\$7.46
031-190-001	VSFR	\$7.46	031-200-021	VSFR	\$7.46	031-210-025	VSFR	\$7.46
031-190-002	VSFR	\$7.46	031-200-022	VSFR	\$7.46	031-210-026	VSFR	\$7.46
031-190-003	VSFR	\$7.46	031-200-023	VSFR	\$7.46	031-210-027	VSFR	\$7.46
031-190-004	VSFR	\$7.46	031-200-024	VSFR	\$7.46	031-210-028	VSFR	\$7.46
031-190-005	VSFR	\$7.46	031-200-025	VSFR	\$7.46	031-210-029	VSFR	\$7.46
031-190-006	VSFR	\$7.46	031-200-026	VSFR	\$7.46	031-210-030	VSFR	\$7.46
031-190-007	VSFR	\$7.46	031-200-027	VSFR	\$7.46	031-210-031	VSFR	\$7.46
031-190-008	VSFR	\$7.46	031-200-028	VSFR	\$7.46	031-210-032	VSFR	\$7.46
031-190-009	VSFR	\$7.46	031-200-029	VSFR	\$7.46	031-210-033	VSFR	\$7.46
031-190-010	VSFR	\$7.46	031-200-030	VSFR	\$7.46	031-210-034	VSFR	\$7.46
031-190-011	VSFR	\$7.46	031-200-031	VSFR	\$7.46	031-210-035	VSFR	\$7.46
031-190-012	VSFR	\$7.46	031-200-032	VSFR	\$7.46	031-210-036	VSFR	\$7.46
031-190-013	VSFR	\$7.46	031-200-033	VSFR	\$7.46	031-210-037	VSFR	\$7.46
031-190-014	VSFR	\$7.46	031-200-034	VSFR	\$7.46	031-210-038	VSFR	\$7.46
031-190-015	VSFR	\$7.46	031-200-035	VSFR	\$7.46	031-210-039	VSFR	\$7.46
031-190-016	VSFR	\$7.46	031-200-036	VSFR	\$7.46	031-210-040	VSFR	\$7.46
031-190-017	VSFR	\$7.46	031-200-037	VSFR	\$7.46	031-210-041	VSFR	\$7.46
031-190-018	VSFR	\$7.46	031-200-038	VSFR	\$7.46	031-210-042	VSFR	\$7.46



Assessor's Parcel Number	Property Class	FY18-19 Service Charge	Assessor's Parcel Number	Property Class	FY18-19 Service Charge	Assessor's Parcel Number	Property Class	FY18-19 Service Charge
031-210-043	VSFR	\$7.46	031-220-036	VSFR	\$7.46	031-230-037	VSFR	\$7.46
031-210-044	VSFR	\$7.46	031-220-037	VSFR	\$7.46	031-230-038	VSFR	\$7.46
031-210-045	VSFR	\$7.46	031-220-038	VSFR	\$7.46	031-230-039	VSFR	\$7.46
031-210-046	VSFR	\$7.46	031-220-039	VSFR	\$7.46	031-230-040	VSFR	\$7.46
031-210-047	VSFR	\$7.46	031-220-040	VSFR	\$7.46	031-230-041	VSFR	\$7.46
031-210-048	VSFR	\$7.46	031-220-041	VSFR	\$7.46	031-230-042	VSFR	\$7.46
031-210-049	VSFR	\$7.46	031-220-042	VSFR	\$7.46	031-230-043	VSFR	\$7.46
031-210-050	VSFR	\$7.46	031-220-043	VSFR	\$7.46	031-230-044	VSFR	\$7.46
031-210-051	VSFR	\$7.46	031-220-044	VSFR	\$7.46	031-230-045	VSFR	\$7.46
031-210-052	VSFR	\$7.46	031-220-045	VSFR	\$7.46	031-230-046	VSFR	\$7.46
031-210-053	VSFR	\$7.46	031-220-046	VSFR	\$7.46	031-230-047	VSFR	\$7.46
031-210-054	VSFR	\$7.46	031-220-047	VSFR	\$7.46	031-230-048	VSFR	\$7.46
031-210-055	VSFR	\$7.46	031-220-048	VSFR	\$7.46	031-230-049	VSFR	\$7.46
031-210-056	VSFR	\$7.46	031-220-049	VSFR	\$7.46	031-230-050	VSFR	\$7.46
031-210-057	VSFR	\$7.46	031-220-050	VSFR	\$7.46	031-230-051	VSFR	\$7.46
031-210-058	VSFR	\$7.46	031-220-051	VSFR	\$7.46	031-230-052	VSFR	\$7.46
031-210-059	VSFR	\$7.46	031-230-001	VSFR	\$7.46	031-230-053	VSFR	\$7.46
031-220-001	VSFR	\$7.46	031-230-002	VSFR	\$7.46	031-230-054	VSFR	\$7.46
031-220-002	VSFR	\$7.46	031-230-003	VSFR	\$7.46	031-230-055	VSFR	\$7.46
031-220-003	VSFR	\$7.46	031-230-004	VSFR	\$7.46	031-230-056	VSFR	\$7.46
031-220-004	VSFR	\$7.46	031-230-005	VSFR	\$7.46	031-230-057	VSFR	\$7.46
031-220-005	VSFR	\$7.46	031-230-006	VSFR	\$7.46	031-230-058	VSFR	\$7.46
031-220-006	VSFR	\$7.46	031-230-007	VSFR	\$7.46	031-230-059	VSFR	\$7.46
031-220-007	VSFR	\$7.46	031-230-008	VSFR	\$7.46	031-230-060	VSFR	\$7.46
031-220-008	VSFR	\$7.46	031-230-009	VSFR	\$7.46	031-230-061	VSFR	\$7.46
031-220-009	VSFR	\$7.46	031-230-010	VSFR	\$7.46	031-230-062	VSFR	\$7.46
031-220-010	VSFR	\$7.46	031-230-011	VSFR	\$7.46	031-230-063	VSFR	\$7.46
031-220-011	VSFR	\$7.46	031-230-012	VSFR	\$7.46	031-230-064	VSFR	\$7.46
031-220-012	VSFR	\$7.46	031-230-013	VSFR	\$7.46	031-230-065	VSFR	\$7.46
031-220-013	VSFR	\$7.46	031-230-014	VSFR	\$7.46	031-230-066	VSFR	\$7.46
031-220-014	VSFR	\$7.46	031-230-015	VSFR	\$7.46	031-230-067	VSFR	\$7.46
031-220-015	VSFR	\$7.46	031-230-016	VSFR	\$7.46	031-230-068	VSFR	\$7.46
031-220-016	VSFR	\$7.46	031-230-017	VSFR	\$7.46	031-240-001	VSFR	\$7.46
031-220-017	VSFR	\$7.46	031-230-018	VSFR	\$7.46	031-240-002	VSFR	\$7.46
031-220-018	VSFR	\$7.46	031-230-019	VSFR	\$7.46	031-240-003	VSFR	\$7.46
031-220-019	VSFR	\$7.46	031-230-020	VSFR	\$7.46	031-240-004	VSFR	\$7.46
031-220-020	VSFR	\$7.46	031-230-021	VSFR	\$7.46	031-240-005	VSFR	\$7.46
031-220-021	VSFR	\$7.46	031-230-022	VSFR	\$7.46	031-240-006	VSFR	\$7.46
031-220-022	VSFR	\$7.46	031-230-023	VSFR	\$7.46	031-240-007	VSFR	\$7.46
031-220-023	VSFR	\$7.46	031-230-024	VSFR	\$7.46	031-240-008	VSFR	\$7.46
031-220-024	VSFR	\$7.46	031-230-025	VSFR	\$7.46	031-240-009	VSFR	\$7.46
031-220-025	VSFR	\$7.46	031-230-026	VSFR	\$7.46	031-240-010	VSFR	\$7.46
031-220-026	VSFR	\$7.46	031-230-027	VSFR	\$7.46	031-240-011	VSFR	\$7.46
031-220-027	VSFR	\$7.46	031-230-028	VSFR	\$7.46	031-240-012	VSFR	\$7.46
031-220-028	VSFR	\$7.46	031-230-029	VSFR	\$7.46	031-240-013	VSFR	\$7.46
031-220-029	VSFR	\$7.46	031-230-030	VSFR	\$7.46	031-240-014	VSFR	\$7.46
031-220-030	VSFR	\$7.46	031-230-031	VSFR	\$7.46	031-240-015	VSFR	\$7.46
031-220-031	VSFR	\$7.46	031-230-032	VSFR	\$7.46	031-240-016	VSFR	\$7.46
031-220-032	VSFR	\$7.46	031-230-033	VSFR	\$7.46	031-240-017	VSFR	\$7.46
031-220-033	VSFR	\$7.46	031-230-034	VSFR	\$7.46	031-240-018	VSFR	\$7.46
031-220-034	VSFR	\$7.46	031-230-035	VSFR	\$7.46	031-240-019	VSFR	\$7.46
031-220-035	VSFR	\$7.46	031-230-036	VSFR	\$7.46	031-240-020	VSFR	\$7.46

Assessor's Parcel Number	Property Class	FY18-19 Service Charge	Assessor's Parcel Number	Property Class	FY18-19 Service Charge	Assessor's Parcel Number	Property Class	FY18-19 Service Charge
031-240-021	VSFR	\$7.46	031-250-001	VSFR	\$7.46	032-351-032	CONDO	\$7.46
031-240-022	VSFR	\$7.46	031-250-002	VSFR	\$7.46	032-351-033	CONDO	\$7.46
031-240-023	VSFR	\$7.46	031-250-003	VSFR	\$7.46	032-351-034	CONDO	\$7.46
031-240-024	VSFR	\$7.46	031-250-004	VSFR	\$7.46	032-351-035	CONDO	\$7.46
031-240-025	VSFR	\$7.46	031-250-005	VSFR	\$7.46	032-351-036	CONDO	\$7.46
031-240-026	VSFR	\$7.46	031-250-006	VSFR	\$7.46	032-351-037	CONDO	\$7.46
031-240-027	VSFR	\$7.46	031-250-007	VSFR	\$7.46	032-351-038	CONDO	\$7.46
031-240-028	VSFR	\$7.46	031-250-008	VSFR	\$7.46	032-351-039	CONDO	\$7.46
031-240-029	VSFR	\$7.46	031-260-001	VSFR	\$7.46	032-351-040	CONDO	\$7.46
031-240-030	VSFR	\$7.46	031-260-002	VSFR	\$7.46	032-351-041	CONDO	\$7.46
031-240-031	VSFR	\$7.46	031-260-003	VSFR	\$7.46	032-351-042	CONDO	\$7.46
031-240-032	VSFR	\$7.46	031-260-004	VSFR	\$7.46	032-351-043	CONDO	\$7.46
031-240-033	VSFR	\$7.46	031-260-005	VSFR	\$7.46	032-351-044	CONDO	\$7.46
031-240-034	VSFR	\$7.46	031-260-006	VSFR	\$7.46	032-351-045	CONDO	\$7.46
031-240-035	VSFR	\$7.46	031-260-007	VSFR	\$7.46	032-351-046	CONDO	\$7.46
031-240-036	VSFR	\$7.46	031-260-008	VSFR	\$7.46	032-351-047	CONDO	\$7.46
031-240-037	VSFR	\$7.46	031-260-009	VSFR	\$7.46	032-351-048	CONDO	\$7.46
031-240-038	VSFR	\$7.46	031-260-010	VSFR	\$7.46	032-351-049	CONDO	\$7.46
031-240-039	VSFR	\$7.46	031-260-011	VSFR	\$7.46	032-351-050	CONDO	\$7.46
031-240-040	VSFR	\$7.46	032-112-007	MISC	\$7.46	032-351-051	CONDO	\$7.46
031-240-041	VSFR	\$7.46	032-112-008	MISC	\$7.46	032-351-052	CONDO	\$7.46
031-240-042	VSFR	\$7.46	032-351-001	CONDO	\$7.46	032-351-053	CONDO	\$7.46
031-240-043	VSFR	\$7.46	032-351-002	CONDO	\$7.46	032-351-054	CONDO	\$7.46
031-240-044	VSFR	\$7.46	032-351-003	CONDO	\$7.46	032-351-055	CONDO	\$7.46
031-240-045	VSFR	\$7.46	032-351-004	CONDO	\$7.46	032-351-056	CONDO	\$7.46
031-240-046	VSFR	\$7.46	032-351-005	CONDO	\$7.46	032-351-057	CONDO	\$7.46
031-240-047	VSFR	\$7.46	032-351-006	CONDO	\$7.46	032-351-058	CONDO	\$7.46
031-240-048	VSFR	\$7.46	032-351-007	CONDO	\$7.46	032-351-059	CONDO	\$7.46
031-240-049	VSFR	\$7.46	032-351-008	CONDO	\$7.46	032-351-060	CONDO	\$7.46
031-240-050	VSFR	\$7.46	032-351-009	CONDO	\$7.46	032-351-061	CONDO	\$7.46
031-240-051	VSFR	\$7.46	032-351-010	CONDO	\$7.46	032-351-062	CONDO	\$7.46
031-240-052	VSFR	\$7.46	032-351-011	CONDO	\$7.46	032-351-063	CONDO	\$7.46
031-240-053	VSFR	\$7.46	032-351-012	CONDO	\$7.46	032-351-064	CONDO	\$7.46
031-240-054	VSFR	\$7.46	032-351-013	CONDO	\$7.46	032-351-065	CONDO	\$7.46
031-240-055	VSFR	\$7.46	032-351-014	CONDO	\$7.46	032-351-066	CONDO	\$7.46
031-240-056	VSFR	\$7.46	032-351-015	CONDO	\$7.46	032-351-067	CONDO	\$7.46
031-240-057	VSFR	\$7.46	032-351-016	CONDO	\$7.46	032-351-068	CONDO	\$7.46
031-240-058	VSFR	\$7.46	032-351-017	CONDO	\$7.46	032-351-069	CONDO	\$7.46
031-240-059	VSFR	\$7.46	032-351-018	CONDO	\$7.46	032-351-070	CONDO	\$7.46
031-240-060	VSFR	\$7.46	032-351-019	CONDO	\$7.46	032-351-071	CONDO	\$7.46
031-240-061	VSFR	\$7.46	032-351-020	CONDO	\$7.46	032-351-072	CONDO	\$7.46
031-240-062	VSFR	\$7.46	032-351-021	CONDO	\$7.46	032-351-073	CONDO	\$7.46
031-240-063	VSFR	\$7.46	032-351-022	CONDO	\$7.46	032-351-074	CONDO	\$7.46
031-240-064	VSFR	\$7.46	032-351-023	CONDO	\$7.46	032-351-075	CONDO	\$7.46
031-240-065	VSFR	\$7.46	032-351-024	CONDO	\$7.46	032-351-076	CONDO	\$7.46
031-240-066	VSFR	\$7.46	032-351-025	CONDO	\$7.46	032-351-077	CONDO	\$7.46
031-240-067	VSFR	\$7.46	032-351-026	CONDO	\$7.46	032-351-078	CONDO	\$7.46
031-240-068	VSFR	\$7.46	032-351-027	CONDO	\$7.46	032-351-079	CONDO	\$7.46
031-240-069	VSFR	\$7.46	032-351-028	CONDO	\$7.46	032-351-080	CONDO	\$7.46
031-240-070	VSFR	\$7.46	032-351-029	CONDO	\$7.46	032-361-001	CONDO	\$7.46
031-240-071	VSFR	\$7.46	032-351-030	CONDO	\$7.46	032-361-002	CONDO	\$7.46
031-240-072	VSFR	\$7.46	032-351-031	CONDO	\$7.46	032-361-003	CONDO	\$7.46

Assessor's Parcel Number	Property Class	FY18-19 Service Charge	Assessor's Parcel Number	Property Class	FY18-19 Service Charge	Assessor's Parcel Number	Property Class	FY18-19 Service Charge
032-361-004	CONDO	\$7.46	032-363-036	CONDO	\$7.46	095-022-025	VCOM	\$7.46
032-361-005	CONDO	\$7.46	032-363-037	CONDO	\$7.46	095-022-026	VCOM	\$7.46
032-361-006	CONDO	\$7.46	032-363-038	CONDO	\$7.46	095-022-027	VCOM	\$7.46
032-361-007	CONDO	\$7.46	032-363-039	CONDO	\$7.46	095-023-002	MFR	\$44.82
032-361-008	CONDO	\$7.46	032-363-040	CONDO	\$7.46	095-023-003	SFR	\$14.94
032-361-009	CONDO	\$7.46	032-363-041	CONDO	\$7.46	095-023-005	SFR	\$14.94
032-362-001	CONDO	\$7.46	032-363-042	CONDO	\$7.46	095-023-006	SFR	\$14.94
032-362-002	CONDO	\$7.46	032-363-043	CONDO	\$7.46	095-023-007	MFR2	\$29.88
032-362-003	CONDO	\$7.46	032-363-044	CONDO	\$7.46	095-023-008	SFR	\$14.94
032-362-004	CONDO	\$7.46	032-363-045	CONDO	\$7.46	095-023-009	SFR	\$14.94
032-362-005	CONDO	\$7.46	032-363-046	CONDO	\$7.46	095-023-010	MFR5	\$74.70
032-362-006	CONDO	\$7.46	032-363-047	CONDO	\$7.46	095-023-011	SFR	\$14.94
032-362-007	CONDO	\$7.46	032-363-048	CONDO	\$7.46	095-023-012	SFR	\$14.94
032-362-008	CONDO	\$7.46	032-363-049	CONDO	\$7.46	095-023-013	COM	\$74.70
032-362-009	CONDO	\$7.46	032-363-050	CONDO	\$7.46	095-031-005	COM	\$74.70
032-362-010	CONDO	\$7.46	032-363-051	CONDO	\$7.46	095-031-006	SFR	\$14.94
032-362-011	CONDO	\$7.46	032-363-052	CONDO	\$7.46	095-031-007	SFR	\$14.94
032-363-001	CONDO	\$7.46	032-363-053	CONDO	\$7.46	095-031-008	SFR	\$14.94
032-363-002	CONDO	\$7.46	032-363-054	CONDO	\$7.46	095-031-011	VCOM	\$7.46
032-363-003	CONDO	\$7.46	032-363-055	CONDO	\$7.46	095-031-012	MFR5	\$74.70
032-363-004	CONDO	\$7.46	032-363-056	CONDO	\$7.46	095-031-013	COM	\$74.70
032-363-005	CONDO	\$7.46	032-363-057	CONDO	\$7.46	095-032-001	SFR	\$14.94
032-363-006	CONDO	\$7.46	032-363-058	CONDO	\$7.46	095-032-002	SFR	\$14.94
032-363-007	CONDO	\$7.46	032-363-059	CONDO	\$7.46	095-032-003	SFR	\$14.94
032-363-008	CONDO	\$7.46	032-363-060	CONDO	\$7.46	095-032-004	SFR	\$14.94
032-363-009	CONDO	\$7.46	032-363-061	CONDO	\$7.46	095-032-005	SFR	\$14.94
032-363-010	CONDO	\$7.46	032-363-062	CONDO	\$7.46	095-032-006	SFR	\$14.94
032-363-011	CONDO	\$7.46	037-180-015	VIND	\$74.70	095-032-007	SFR	\$14.94
032-363-012	CONDO	\$7.46	094-015-007	SFR	\$14.94	095-032-008	VSFR	\$7.46
032-363-013	CONDO	\$7.46	095-010-017	COM	\$74.70	095-033-001	MFR	\$44.82
032-363-014	CONDO	\$7.46	095-021-001	SFR	\$14.94	095-033-002	SFR	\$14.94
032-363-015	CONDO	\$7.46	095-021-002	VSFR	\$7.46	095-033-003	INST	\$74.70
032-363-016	CONDO	\$7.46	095-021-009	COM	\$74.70	095-033-004	INST	\$74.70
032-363-017	CONDO	\$7.46	095-022-001	SFR	\$14.94	095-033-005	SFR	\$14.94
032-363-018	CONDO	\$7.46	095-022-002	SFR	\$14.94	095-033-006	SFR	\$14.94
032-363-019	CONDO	\$7.46	095-022-003	SFR	\$14.94	095-033-007	SFR	\$14.94
032-363-020	CONDO	\$7.46	095-022-004	SFR	\$14.94	095-033-008	SFR	\$14.94
032-363-021	CONDO	\$7.46	095-022-005	SFR	\$14.94	095-034-002	VSFR	\$7.46
032-363-022	CONDO	\$7.46	095-022-006	SFR	\$14.94	095-034-003	SFR	\$14.94
032-363-023	CONDO	\$7.46	095-022-007	SFR	\$14.94	095-034-004	SFR	\$14.94
032-363-024	CONDO	\$7.46	095-022-008	SFR	\$14.94	095-034-005	SFR	\$14.94
032-363-025	CONDO	\$7.46	095-022-009	SFR	\$14.94	095-034-006	SFR	\$14.94
032-363-026	CONDO	\$7.46	095-022-010	SFR	\$14.94	095-034-007	SFR	\$14.94
032-363-027	CONDO	\$7.46	095-022-014	MFR5	\$74.70	095-034-008	SFR	\$14.94
032-363-028	CONDO	\$7.46	095-022-015	MFR	\$44.82	095-034-009	SFR	\$14.94
032-363-029	CONDO	\$7.46	095-022-017	SFR	\$14.94	095-034-010	SFR	\$14.94
032-363-030	CONDO	\$7.46	095-022-018	SFR	\$14.94	095-034-011	SFR	\$14.94
032-363-031	CONDO	\$7.46	095-022-019	SFR	\$14.94	095-034-013	COM	\$74.70
032-363-032	CONDO	\$7.46	095-022-020	SFR	\$14.94	095-041-001	SFR	\$14.94
032-363-033	CONDO	\$7.46	095-022-021	SFR	\$14.94	095-041-002	SFR	\$14.94
032-363-034	CONDO	\$7.46	095-022-023	SFR	\$14.94	095-041-003	SFR	\$14.94
032-363-035	CONDO	\$7.46	095-022-024	SFR	\$14.94	095-041-004	SFR	\$14.94

Assessor's Parcel Number	Property Class	FY18-19 Service Charge	Assessor's Parcel Number	Property Class	FY18-19 Service Charge	Assessor's Parcel Number	Property Class	FY18-19 Service Charge
095-041-005	SFR	\$14.94	095-042-028	SFR	\$14.94	095-045-008	SFR	\$14.94
095-041-006	MFR2	\$29.88	095-042-029	SFR	\$14.94	095-045-009	SFR	\$14.94
095-041-007	SFR	\$14.94	095-042-030	SFR	\$14.94	095-045-010	SFR	\$14.94
095-041-008	SFR	\$14.94	095-042-031	SFR	\$14.94	095-045-011	SFR	\$14.94
095-041-009	SFR	\$14.94	095-042-032	SFR	\$14.94	095-045-012	SFR	\$14.94
095-041-010	SFR	\$14.94	095-043-001	SFR	\$14.94	095-045-013	SFR	\$14.94
095-041-011	VSFR	\$7.46	095-043-002	SFR	\$14.94	095-045-014	SFR	\$14.94
095-041-012	SFR	\$14.94	095-043-003	SFR	\$14.94	095-045-015	SFR	\$14.94
095-041-013	SFR	\$14.94	095-043-004	SFR	\$14.94	095-045-016	SFR	\$14.94
095-041-014	SFR	\$14.94	095-043-005	SFR	\$14.94	095-045-017	SFR	\$14.94
095-041-015	SFR	\$14.94	095-043-006	SFR	\$14.94	095-045-018	SFR	\$14.94
095-041-016	SFR	\$14.94	095-043-007	SFR	\$14.94	095-045-019	SFR	\$14.94
095-041-017	SFR	\$14.94	095-043-008	SFR	\$14.94	095-045-020	SFR	\$14.94
095-041-018	SFR	\$14.94	095-044-001	SFR	\$14.94	095-045-021	SFR	\$14.94
095-041-019	SFR	\$14.94	095-044-002	SFR	\$14.94	095-050-001	SFR	\$14.94
095-041-020	SFR	\$14.94	095-044-003	SFR	\$14.94	095-050-002	SFR	\$14.94
095-041-021	SFR	\$14.94	095-044-004	SFR	\$14.94	095-050-003	SFR	\$14.94
095-041-022	SFR	\$14.94	095-044-005	SFR	\$14.94	095-050-004	SFR	\$14.94
095-041-023	SFR	\$14.94	095-044-006	SFR	\$14.94	095-050-005	SFR	\$14.94
095-041-024	SFR	\$14.94	095-044-007	SFR	\$14.94	095-050-006	SFR	\$14.94
095-041-025	SFR	\$14.94	095-044-008	SFR	\$14.94	095-050-007	SFR	\$14.94
095-041-026	SFR	\$14.94	095-044-009	SFR	\$14.94	095-050-008	SFR	\$14.94
095-041-027	SFR	\$14.94	095-044-010	SFR	\$14.94	095-050-009	SFR	\$14.94
095-041-028	SFR	\$14.94	095-044-011	SFR	\$14.94	095-050-010	SFR	\$14.94
095-041-029	SFR	\$14.94	095-044-012	SFR	\$14.94	095-050-011	SFR	\$14.94
095-042-001	SFR	\$14.94	095-044-013	SFR	\$14.94	095-050-012	SFR	\$14.94
095-042-002	SFR	\$14.94	095-044-014	SFR	\$14.94	095-050-013	SFR	\$14.94
095-042-003	SFR	\$14.94	095-044-015	VSFR	\$7.46	095-050-014	SFR	\$14.94
095-042-004	SFR	\$14.94	095-044-016	SFR	\$14.94	095-050-015	SFR	\$14.94
095-042-005	SFR	\$14.94	095-044-017	SFR	\$14.94	095-050-016	SFR	\$14.94
095-042-006	SFR	\$14.94	095-044-018	SFR	\$14.94	095-050-017	SFR	\$14.94
095-042-007	SFR	\$14.94	095-044-019	SFR	\$14.94	095-050-018	SFR	\$14.94
095-042-008	SFR	\$14.94	095-044-020	SFR	\$14.94	095-050-019	SFR	\$14.94
095-042-009	SFR	\$14.94	095-044-021	SFR	\$14.94	095-050-020	SFR	\$14.94
095-042-010	SFR	\$14.94	095-044-022	SFR	\$14.94	095-050-021	SFR	\$14.94
095-042-011	SFR	\$14.94	095-044-023	SFR	\$14.94	095-050-022	SFR	\$14.94
095-042-012	SFR	\$14.94	095-044-024	SFR	\$14.94	095-050-023	SFR	\$14.94
095-042-013	SFR	\$14.94	095-044-025	SFR	\$14.94	095-050-024	SFR	\$14.94
095-042-014	SFR	\$14.94	095-044-026	SFR	\$14.94	095-050-025	SFR	\$14.94
095-042-015	SFR	\$14.94	095-044-027	SFR	\$14.94	095-050-026	SFR	\$14.94
095-042-016	SFR	\$14.94	095-044-028	SFR	\$14.94	095-050-027	SFR	\$14.94
095-042-017	SFR	\$14.94	095-044-029	SFR	\$14.94	095-050-030	SFR	\$14.94
095-042-018	SFR	\$14.94	095-044-030	SFR	\$14.94	095-050-033	SFR	\$14.94
095-042-019	SFR	\$14.94	095-044-031	SFR	\$14.94	095-050-041	SFR	\$14.94
095-042-020	SFR	\$14.94	095-044-032	SFR	\$14.94	095-050-042	SFR	\$14.94
095-042-021	SFR	\$14.94	095-045-001	SFR	\$14.94	095-050-043	SFR	\$14.94
095-042-022	SFR	\$14.94	095-045-002	SFR	\$14.94	095-050-044	SFR	\$14.94
095-042-023	SFR	\$14.94	095-045-003	SFR	\$14.94	095-050-045	SFR	\$14.94
095-042-024	SFR	\$14.94	095-045-004	SFR	\$14.94	095-050-046	SFR	\$14.94
095-042-025	SFR	\$14.94	095-045-005	SFR	\$14.94	095-050-047	SFR	\$14.94
095-042-026	SFR	\$14.94	095-045-006	SFR	\$14.94	095-050-048	SFR	\$14.94
095-042-027	SFR	\$14.94	095-045-007	SFR	\$14.94	095-050-049	SFR	\$14.94

Assessor's Parcel Number	Property Class	FY18-19 Service Charge	Assessor's Parcel Number	Property Class	FY18-19 Service Charge	Assessor's Parcel Number	Property Class	FY18-19 Service Charge
095-050-050	SFR	\$14.94	095-072-006	SFR	\$14.94	095-083-009	SFR	\$14.94
095-050-051	SFR	\$14.94	095-072-007	SFR	\$14.94	095-083-013	SFR	\$14.94
095-050-052	SFR	\$14.94	095-072-008	SFR	\$14.94	095-083-014	SFR	\$14.94
095-050-053	SFR	\$14.94	095-072-011	SFR	\$14.94	095-083-015	SFR	\$14.94
095-050-054	SFR	\$14.94	095-073-004	SFR	\$14.94	095-083-019	MFR2	\$29.88
095-050-055	SFR	\$14.94	095-073-005	SFR	\$14.94	095-083-020	SFR	\$14.94
095-050-056	SFR	\$14.94	095-073-006	MFR2	\$29.88	095-083-021	SFR	\$14.94
095-050-057	SFR	\$14.94	095-073-007	MFR2	\$29.88	095-083-022	SFR	\$14.94
095-050-059	SFR	\$14.94	095-073-008	SFR	\$14.94	095-083-023	VCOM	\$7.46
095-050-060	SFR	\$14.94	095-073-009	SFR	\$14.94	095-084-001	SFR	\$14.94
095-050-061	SFR	\$14.94	095-073-010	SFR	\$14.94	095-084-002	SFR	\$14.94
095-050-062	SFR	\$14.94	095-074-001	SFR	\$14.94	095-084-004	SFR	\$14.94
095-050-063	SFR	\$14.94	095-074-002	SFR	\$14.94	095-084-006	SFR	\$14.94
095-050-064	SFR	\$14.94	095-074-003	MFR	\$44.82	095-084-012	SFR	\$14.94
095-050-067	SFR	\$14.94	095-074-004	MFR2	\$29.88	095-084-014	SFR	\$14.94
095-060-006	SFR	\$14.94	095-074-005	SFR	\$14.94	095-084-015	SFR	\$14.94
095-060-007	SFR	\$14.94	095-074-008	MFR4	\$59.76	095-084-018	INST	\$74.70
095-060-008	SFR	\$14.94	095-074-009	SFR	\$14.94	095-084-019	SFR	\$14.94
095-060-014	SFR	\$14.94	095-075-003	SFR	\$14.94	095-084-020	SFR	\$14.94
095-060-015	SFR	\$14.94	095-075-005	COM	\$74.70	095-084-021	SFR	\$14.94
095-060-016	VSFR	\$7.46	095-075-006	SFR	\$14.94	095-084-022	SFR	\$14.94
095-060-017	SFR	\$14.94	095-075-007	SFR	\$14.94	095-084-024	SFR	\$14.94
095-060-018	SFR	\$14.94	095-075-008	SFR	\$14.94	095-084-025	VSFR	\$7.46
095-060-019	SFR	\$14.94	095-075-017	SFR	\$14.94	095-091-003	MFR	\$44.82
095-060-020	SFR	\$14.94	095-075-018	VMFR	\$7.46	095-091-004	SFR	\$14.94
095-060-021	SFR	\$14.94	095-075-020	SFR	\$14.94	095-091-005	SFR	\$14.94
095-060-022	SFR	\$14.94	095-075-021	SFR	\$14.94	095-091-006	SFR	\$14.94
095-060-023	SFR	\$14.94	095-075-022	SFR	\$14.94	095-091-007	SFR	\$14.94
095-060-024	SFR	\$14.94	095-075-023	SFR	\$14.94	095-091-008	SFR	\$14.94
095-060-026	SFR	\$14.94	095-075-024	SFR	\$14.94	095-091-009	SFR	\$14.94
095-060-027	SFR	\$14.94	095-075-025	VMFR	\$7.46	095-091-010	SFR	\$14.94
095-060-028	SFR	\$14.94	095-081-001	SFR	\$14.94	095-091-011	SFR	\$14.94
095-060-029	SFR	\$14.94	095-081-002	SFR	\$14.94	095-091-012	SFR	\$14.94
095-060-030	SFR	\$14.94	095-081-003	SFR	\$14.94	095-091-013	COM	\$74.70
095-060-031	SFR	\$14.94	095-081-004	SFR	\$14.94	095-091-014	COM	\$74.70
095-060-032	SFR	\$14.94	095-081-005	SFR	\$14.94	095-092-002	MFR5	\$74.70
095-060-033	SFR	\$14.94	095-081-012	INST	\$74.70	095-092-004	SFR	\$14.94
095-060-034	SFR	\$14.94	095-081-013	SFR	\$14.94	095-092-006	MFR5	\$74.70
095-071-001	SFR	\$14.94	095-081-014	SFR	\$14.94	095-092-007	VMFR	\$7.46
095-071-002	SFR	\$14.94	095-081-015	SFR	\$14.94	095-092-008	SFR	\$14.94
095-071-003	SFR	\$14.94	095-081-016	SFR	\$14.94	095-092-009	SFR	\$14.94
095-071-004	SFR	\$14.94	095-081-017	SFR	\$14.94	095-092-010	VMFR	\$7.46
095-071-005	SFR	\$14.94	095-081-020	SFR	\$14.94	095-092-011	SFR	\$14.94
095-071-006	SFR	\$14.94	095-081-022	COM	\$74.70	095-092-012	MFR4	\$59.76
095-071-007	SFR	\$14.94	095-081-023	SFR	\$14.94	095-092-013	SFR	\$14.94
095-071-008	COM	\$74.70	095-082-001	SFR	\$14.94	095-092-014	SFR	\$14.94
095-071-010	VSFR	\$7.46	095-082-002	SFR	\$14.94	095-092-015	SFR	\$14.94
095-072-001	SFR	\$14.94	095-082-003	SFR	\$14.94	095-092-016	SFR	\$14.94
095-072-002	SFR	\$14.94	095-082-004	SFR	\$14.94	095-092-017	SFR	\$14.94
095-072-003	SFR	\$14.94	095-082-005	SFR	\$14.94	095-092-021	SFR	\$14.94
095-072-004	MFR2	\$29.88	095-083-006	SFR	\$14.94	095-092-022	MFR4	\$59.76
095-072-005	MFR2	\$29.88	095-083-008	SFR	\$14.94	095-092-023	SFR	\$14.94

Assessor's Parcel Number	Property Class	FY18-19 Service Charge	Assessor's Parcel Number	Property Class	FY18-19 Service Charge	Assessor's Parcel Number	Property Class	FY18-19 Service Charge
095-092-024	SFR	\$14.94	095-102-011	SFR	\$14.94	095-120-006	SFR	\$14.94
095-092-025	SFR	\$14.94	095-102-012	SFR	\$14.94	095-120-007	SFR	\$14.94
095-092-027	MFR4	\$59.76	095-102-015	MFR	\$44.82	095-120-008	SFR	\$14.94
095-092-028	MFR4	\$59.76	095-102-017	SFR	\$14.94	095-120-009	SFR	\$14.94
095-092-029	SFR	\$14.94	095-102-018	SFR	\$14.94	095-120-012	SFR	\$14.94
095-092-030	COM	\$74.70	095-102-019	MFR	\$44.82	095-120-014	SFR	\$14.94
095-092-031	COM	\$74.70	095-102-020	VSFR	\$7.46	095-120-015	SFR	\$14.94
095-092-032	SFR	\$14.94	095-102-021	SFR	\$14.94	095-120-016	SFR	\$14.94
095-092-033	VSFR	\$7.46	095-102-022	SFR	\$14.94	095-120-018	SFR	\$14.94
095-092-034	VSFR	\$7.46	095-102-023	SFR	\$14.94	095-120-019	SFR	\$14.94
095-093-002	SFR	\$14.94	095-103-001	SFR	\$14.94	095-120-020	SFR	\$14.94
095-093-006	SFR	\$14.94	095-103-003	SFR	\$14.94	095-120-021	SFR	\$14.94
095-093-007	SFR	\$14.94	095-103-004	SFR	\$14.94	095-120-022	SFR	\$14.94
095-093-008	SFR	\$14.94	095-103-007	INST	\$74.70	095-120-023	SFR	\$14.94
095-093-011	SFR	\$14.94	095-103-008	SFR	\$14.94	095-120-024	SFR	\$14.94
095-093-012	SFR	\$14.94	095-103-009	SFR	\$14.94	095-120-025	SFR	\$14.94
095-093-013	SFR	\$14.94	095-103-010	SFR	\$14.94	095-120-026	SFR	\$14.94
095-093-014	SFR	\$14.94	095-103-011	SFR	\$14.94	095-120-027	SFR	\$14.94
095-093-015	MFR5	\$74.70	095-103-012	SFR	\$14.94	095-120-028	SFR	\$14.94
095-093-016	MFR5	\$74.70	095-103-013	SFR	\$14.94	095-120-029	SFR	\$14.94
095-093-017	SFR	\$14.94	095-103-014	SFR	\$14.94	095-120-030	SFR	\$14.94
095-093-018	MFR	\$44.82	095-103-015	SFR	\$14.94	095-120-031	SFR	\$14.94
095-093-019	SFR	\$14.94	095-103-016	MFR	\$44.82	095-120-033	SFR	\$14.94
095-093-020	SFR	\$14.94	095-104-002	SFR	\$14.94	095-120-034	SFR	\$14.94
095-093-023	SFR	\$14.94	095-104-003	SFR	\$14.94	095-120-036	SFR	\$14.94
095-093-025	COM	\$74.70	095-104-004	SFR	\$14.94	095-120-037	SFR	\$14.94
095-093-026	SFR	\$14.94	095-104-005	SFR	\$14.94	095-120-038	SFR	\$14.94
095-093-027	COM	\$74.70	095-104-006	SFR	\$14.94	095-120-039	SFR	\$14.94
095-094-001	SFR	\$14.94	095-104-007	SFR	\$14.94	095-120-040	SFR	\$14.94
095-094-002	SFR	\$14.94	095-104-008	SFR	\$14.94	095-120-041	VSFR	\$7.46
095-094-003	SFR	\$14.94	095-104-009	SFR	\$14.94	095-301-001	SFR	\$14.94
095-094-004	SFR	\$14.94	095-105-002	SFR	\$14.94	095-301-002	SFR	\$14.94
095-094-005	SFR	\$14.94	095-105-005	SFR	\$14.94	095-301-003	SFR	\$14.94
095-094-006	SFR	\$14.94	095-105-006	SFR	\$14.94	095-301-004	SFR	\$14.94
095-094-007	SFR	\$14.94	095-105-007	SFR	\$14.94	095-301-005	SFR	\$14.94
095-094-008	SFR	\$14.94	095-107-005	SFR	\$14.94	095-301-006	SFR	\$14.94
095-101-001	VSFR	\$7.46	095-107-007	MFR	\$44.82	095-301-007	SFR	\$14.94
095-101-002	VSFR	\$7.46	095-107-008	SFR	\$14.94	095-301-008	SFR	\$14.94
095-101-003	MFR4	\$59.76	095-107-009	SFR	\$14.94	095-301-009	SFR	\$14.94
095-101-004	SFR	\$14.94	095-107-010	SFR	\$14.94	095-301-010	SFR	\$14.94
095-101-005	MFR	\$44.82	095-107-011	SFR	\$14.94	095-301-011	SFR	\$14.94
095-101-006	SFR	\$14.94	095-107-012	SFR	\$14.94	095-301-012	SFR	\$14.94
095-101-007	SFR	\$14.94	095-107-013	SFR	\$14.94	095-301-013	SFR	\$14.94
095-102-001	MFR	\$44.82	095-107-014	SFR	\$14.94	095-301-014	SFR	\$14.94
095-102-002	SFR	\$14.94	095-107-015	VSFR	\$7.46	095-301-015	SFR	\$14.94
095-102-003	VMFR	\$7.46	095-107-016	COM	\$74.70	095-301-016	SFR	\$14.94
095-102-004	SFR	\$14.94	095-107-017	COM	\$74.70	095-301-017	SFR	\$14.94
095-102-005	SFR	\$14.94	095-110-003	COM	\$74.70	095-302-001	SFR	\$14.94
095-102-006	SFR	\$14.94	095-120-002	SFR	\$14.94	095-302-002	SFR	\$14.94
095-102-008	SFR	\$14.94	095-120-003	SFR	\$14.94	095-302-003	SFR	\$14.94
095-102-009	SFR	\$14.94	095-120-004	SFR	\$14.94	095-302-004	SFR	\$14.94
095-102-010	SFR	\$14.94	095-120-005	SFR	\$14.94	095-302-005	SFR	\$14.94

Assessor's Parcel Number	Property Class	FY18-19 Service Charge	Assessor's Parcel Number	Property Class	FY18-19 Service Charge	Assessor's Parcel Number	Property Class	FY18-19 Service Charge
095-302-006	SFR	\$1 4.94	095-312-005	SFR	\$1 4.94	095-322-003	SFR	\$1 4.94
095-302-007	SFR	\$1 4.94	095-312-006	SFR	\$1 4.94	095-322-004	SFR	\$1 4.94
095-302-008	SFR	\$1 4.94	095-312-007	SFR	\$1 4.94	095-322-005	SFR	\$1 4.94
095-302-009	SFR	\$1 4.94	095-312-008	SFR	\$1 4.94	095-322-006	SFR	\$1 4.94
095-302-010	SFR	\$1 4.94	095-312-009	SFR	\$1 4.94	095-322-007	SFR	\$1 4.94
095-302-011	SFR	\$1 4.94	095-312-010	SFR	\$1 4.94	095-322-008	SFR	\$1 4.94
095-302-012	SFR	\$1 4.94	095-312-011	SFR	\$1 4.94	095-322-009	SFR	\$1 4.94
095-302-013	SFR	\$1 4.94	095-312-012	SFR	\$1 4.94	095-322-010	SFR	\$1 4.94
095-302-014	SFR	\$1 4.94	095-312-013	SFR	\$1 4.94	095-322-011	SFR	\$1 4.94
095-302-015	SFR	\$1 4.94	095-312-014	SFR	\$1 4.94	095-322-012	SFR	\$1 4.94
095-302-016	SFR	\$1 4.94	095-312-015	SFR	\$1 4.94	095-322-013	SFR	\$1 4.94
095-302-017	SFR	\$1 4.94	095-312-016	SFR	\$1 4.94	095-322-014	SFR	\$1 4.94
095-302-018	SFR	\$1 4.94	095-312-017	SFR	\$1 4.94	095-322-015	SFR	\$1 4.94
095-302-019	SFR	\$1 4.94	095-312-018	SFR	\$1 4.94	095-322-016	SFR	\$1 4.94
095-302-020	SFR	\$1 4.94	095-312-019	SFR	\$1 4.94	095-322-017	SFR	\$1 4.94
095-302-021	SFR	\$1 4.94	095-312-020	SFR	\$1 4.94	095-322-018	SFR	\$1 4.94
095-302-022	SFR	\$1 4.94	095-312-021	SFR	\$1 4.94	095-322-019	SFR	\$1 4.94
095-302-023	SFR	\$1 4.94	095-312-022	SFR	\$1 4.94	095-322-020	SFR	\$1 4.94
095-302-024	SFR	\$1 4.94	095-312-023	SFR	\$1 4.94	095-322-021	SFR	\$1 4.94
095-302-025	SFR	\$1 4.94	095-312-024	SFR	\$1 4.94	095-322-022	SFR	\$1 4.94
095-302-026	SFR	\$1 4.94	095-321-001	SFR	\$1 4.94	095-322-023	SFR	\$1 4.94
095-302-027	SFR	\$1 4.94	095-321-002	SFR	\$1 4.94	095-322-024	SFR	\$1 4.94
095-311-001	SFR	\$1 4.94	095-321-003	SFR	\$1 4.94	095-322-025	SFR	\$1 4.94
095-311-002	SFR	\$1 4.94	095-321-004	SFR	\$1 4.94	095-322-026	SFR	\$1 4.94
095-311-003	SFR	\$1 4.94	095-321-005	SFR	\$1 4.94	095-331-001	SFR	\$1 4.94
095-311-004	SFR	\$1 4.94	095-321-006	SFR	\$1 4.94	095-331-002	SFR	\$1 4.94
095-311-005	SFR	\$1 4.94	095-321-007	SFR	\$1 4.94	095-331-003	SFR	\$1 4.94
095-311-006	SFR	\$1 4.94	095-321-008	SFR	\$1 4.94	095-331-004	SFR	\$1 4.94
095-311-007	SFR	\$1 4.94	095-321-009	SFR	\$1 4.94	095-331-005	SFR	\$1 4.94
095-311-008	SFR	\$1 4.94	095-321-010	SFR	\$1 4.94	095-331-006	SFR	\$1 4.94
095-311-009	SFR	\$1 4.94	095-321-011	SFR	\$1 4.94	095-331-007	SFR	\$1 4.94
095-311-010	SFR	\$1 4.94	095-321-012	SFR	\$1 4.94	095-331-008	SFR	\$1 4.94
095-311-011	SFR	\$1 4.94	095-321-013	SFR	\$1 4.94	095-331-009	SFR	\$1 4.94
095-311-012	SFR	\$1 4.94	095-321-014	SFR	\$1 4.94	095-331-010	SFR	\$1 4.94
095-311-013	SFR	\$1 4.94	095-321-015	SFR	\$1 4.94	095-331-011	SFR	\$1 4.94
095-311-014	SFR	\$1 4.94	095-321-016	SFR	\$1 4.94	095-331-012	SFR	\$1 4.94
095-311-015	SFR	\$1 4.94	095-321-017	SFR	\$1 4.94	095-331-013	SFR	\$1 4.94
095-311-016	SFR	\$1 4.94	095-321-018	SFR	\$1 4.94	095-331-014	SFR	\$1 4.94
095-311-017	SFR	\$1 4.94	095-321-019	SFR	\$1 4.94	095-331-015	SFR	\$1 4.94
095-311-018	SFR	\$1 4.94	095-321-020	SFR	\$1 4.94	095-331-016	SFR	\$1 4.94
095-311-019	SFR	\$1 4.94	095-321-021	SFR	\$1 4.94	095-331-017	SFR	\$1 4.94
095-311-020	SFR	\$1 4.94	095-321-025	SFR	\$1 4.94	095-331-018	SFR	\$1 4.94
095-311-021	SFR	\$1 4.94	095-321-032	SFR	\$1 4.94	095-331-019	SFR	\$1 4.94
095-311-022	SFR	\$1 4.94	095-321-033	SFR	\$1 4.94	095-331-020	SFR	\$1 4.94
095-311-023	SFR	\$1 4.94	095-321-034	SFR	\$1 4.94	095-331-021	SFR	\$1 4.94
095-311-024	SFR	\$1 4.94	095-321-035	SFR	\$1 4.94	095-331-022	SFR	\$1 4.94
095-311-025	SFR	\$1 4.94	095-321-036	SFR	\$1 4.94	095-331-023	SFR	\$1 4.94
095-311-026	SFR	\$1 4.94	095-321-037	SFR	\$1 4.94	095-331-024	SFR	\$1 4.94
095-312-001	SFR	\$1 4.94	095-321-038	SFR	\$1 4.94	095-331-025	SFR	\$1 4.94
095-312-002	SFR	\$1 4.94	095-321-040	SFR	\$1 4.94	095-331-026	SFR	\$1 4.94
095-312-003	SFR	\$1 4.94	095-322-001	SFR	\$1 4.94	095-332-001	SFR	\$1 4.94
095-312-004	SFR	\$1 4.94	095-322-002	SFR	\$1 4.94	095-332-002	SFR	\$1 4.94

Assessor's Parcel Number	Property Class	FY18-19 Service Charge	Assessor's Parcel Number	Property Class	FY18-19 Service Charge	Assessor's Parcel Number	Property Class	FY18-19 Service Charge
095-332-003	SFR	\$14.94	095-470-002	CONDO	\$7.46	096-016-014	SFR	\$14.94
095-332-004	SFR	\$14.94	095-470-003	CONDO	\$7.46	096-016-017	SFR	\$14.94
095-332-005	SFR	\$14.94	095-470-004	CONDO	\$7.46	096-016-018	VMFR	\$7.46
095-332-006	SFR	\$14.94	095-470-005	CONDO	\$7.46	096-016-019	MFR2	\$29.88
095-332-007	SFR	\$14.94	095-470-006	CONDO	\$7.46	096-016-020	COM	\$74.70
095-332-008	SFR	\$14.94	095-470-007	CONDO	\$7.46	096-016-023	INST	\$74.70
095-332-009	SFR	\$14.94	095-470-008	CONDO	\$7.46	096-016-024	MFR2	\$29.88
095-332-020	SFR	\$14.94	095-470-009	CONDO	\$7.46	096-017-001	SFR	\$14.94
095-332-021	SFR	\$14.94	095-470-010	CONDO	\$7.46	096-017-003	SFR	\$14.94
095-332-022	SFR	\$14.94	096-011-001	SFR	\$14.94	096-017-004	SFR	\$14.94
095-332-023	SFR	\$14.94	096-011-002	SFR	\$14.94	096-017-005	SFR	\$14.94
095-332-024	SFR	\$14.94	096-012-002	MFR2	\$29.88	096-017-006	SFR	\$14.94
095-332-025	SFR	\$14.94	096-012-003	SFR	\$14.94	096-017-008	VMFR	\$7.46
095-332-026	SFR	\$14.94	096-012-005	SFR	\$14.94	096-017-009	SFR	\$14.94
095-332-027	SFR	\$14.94	096-012-006	SFR	\$14.94	096-018-001	SFR	\$14.94
095-332-029	SFR	\$14.94	096-012-008	VSFR	\$7.46	096-018-002	SFR	\$14.94
095-420-001	CONDO	\$7.46	096-013-002	SFR	\$14.94	096-018-003	SFR	\$14.94
095-420-002	CONDO	\$7.46	096-013-004	SFR	\$14.94	096-018-004	SFR	\$14.94
095-420-003	CONDO	\$7.46	096-013-006	COM	\$74.70	096-018-005	SFR	\$14.94
095-420-004	CONDO	\$7.46	096-013-007	SFR	\$14.94	096-018-006	SFR	\$14.94
095-420-005	CONDO	\$7.46	096-013-008	SFR	\$14.94	096-018-007	VMFR	\$7.46
095-420-006	CONDO	\$7.46	096-013-009	SFR	\$14.94	096-018-008	SFR	\$14.94
095-420-007	CONDO	\$7.46	096-014-002	SFR	\$14.94	096-018-009	SFR	\$14.94
095-420-008	CONDO	\$7.46	096-014-003	SFR	\$14.94	096-018-010	SFR	\$14.94
095-420-009	CONDO	\$7.46	096-014-004	SFR	\$14.94	096-018-011	VMFR	\$7.46
095-420-010	CONDO	\$7.46	096-014-005	SFR	\$14.94	096-018-012	SFR	\$14.94
095-420-011	CONDO	\$7.46	096-014-006	SFR	\$14.94	096-018-013	SFR	\$14.94
095-420-012	CONDO	\$7.46	096-014-007	SFR	\$14.94	096-018-014	SFR	\$14.94
095-420-013	CONDO	\$7.46	096-014-008	SFR	\$14.94	096-018-015	VSFR	\$7.46
095-420-014	CONDO	\$7.46	096-014-011	SFR	\$14.94	096-019-006	VSFR	\$7.46
095-420-015	CONDO	\$7.46	096-015-002	SFR	\$14.94	096-019-009	VSFR	\$7.46
095-420-016	CONDO	\$7.46	096-015-004	MFR2	\$29.88	096-019-013	SFR	\$14.94
095-420-017	CONDO	\$7.46	096-015-005	MFR2	\$29.88	096-019-014	SFR	\$14.94
095-420-018	CONDO	\$7.46	096-015-006	MFR	\$44.82	096-019-015	MFR2	\$29.88
095-420-019	CONDO	\$7.46	096-015-011	VSFR	\$7.46	096-019-016	SFR	\$14.94
095-420-020	CONDO	\$7.46	096-015-013	SFR	\$14.94	096-019-017	VMFR	\$7.46
095-420-021	CONDO	\$7.46	096-015-014	SFR	\$14.94	096-019-019	SFR	\$14.94
095-420-022	CONDO	\$7.46	096-015-015	VSFR	\$7.46	096-019-021	MFR	\$44.82
095-420-023	CONDO	\$7.46	096-015-016	VSFR	\$7.46	096-019-022	SFR	\$14.94
095-420-024	CONDO	\$7.46	096-015-017	SFR	\$14.94	096-019-023	SFR	\$14.94
095-420-025	CONDO	\$7.46	096-015-018	SFR	\$14.94	096-019-024	SFR	\$14.94
095-420-026	CONDO	\$7.46	096-015-024	SFR	\$14.94	096-019-025	VCOM	\$7.46
095-420-027	CONDO	\$7.46	096-015-025	SFR	\$14.94	096-019-026	COM	\$74.70
095-420-028	CONDO	\$7.46	096-015-026	SFR	\$14.94	096-019-027	COM	\$74.70
095-420-029	CONDO	\$7.46	096-016-001	VSFR	\$7.46	096-019-028	COM	\$74.70
095-420-030	CONDO	\$7.46	096-016-002	VMFR	\$7.46	096-019-029	COM	\$74.70
095-420-031	CONDO	\$7.46	096-016-003	VMFR	\$7.46	096-020-004	SFR	\$14.94
095-420-032	CONDO	\$7.46	096-016-004	SFR	\$14.94	096-020-005	SFR	\$14.94
095-420-033	CONDO	\$7.46	096-016-005	VSFR	\$7.46	096-020-006	SFR	\$14.94
095-420-034	CONDO	\$7.46	096-016-006	MFR4	\$59.76	096-020-007	SFR	\$14.94
095-420-037	COM	\$74.70	096-016-012	SFR	\$14.94	096-020-008	SFR	\$14.94
095-470-001	CONDO	\$7.46	096-016-013	VMFR	\$7.46	096-020-009	SFR	\$14.94



Assessor's Parcel Number	Property Class	FY18-19 Service Charge	Assessor's Parcel Number	Property Class	FY18-19 Service Charge	Assessor's Parcel Number	Property Class	FY18-19 Service Charge
096-020-021	MFR2	\$29.88	096-020-117	SFR	\$14.94	096-020-169	SFR	\$14.94
096-020-022	VMFR	\$7.46	096-020-118	SFR	\$14.94	096-020-172	SFR	\$14.94
096-020-025	SFR	\$14.94	096-020-119	SFR	\$14.94	096-020-173	VMFR	\$7.46
096-020-026	MFR	\$44.82	096-020-120	SFR	\$14.94	096-020-175	MFR7	\$104.58
096-020-027	SFR	\$14.94	096-020-121	SFR	\$14.94	096-020-176	SFR	\$14.94
096-020-029	SFR	\$14.94	096-020-122	SFR	\$14.94	096-020-177	SFR	\$14.94
096-020-030	SFR	\$14.94	096-020-123	SFR	\$14.94	096-020-178	MFR2	\$29.88
096-020-031	SFR	\$14.94	096-020-124	SFR	\$14.94	096-020-181	COM	\$74.70
096-020-032	SFR	\$14.94	096-020-125	SFR	\$14.94	096-020-184	SFR	\$14.94
096-020-033	SFR	\$14.94	096-020-126	SFR	\$14.94	096-031-004	SFR	\$14.94
096-020-034	SFR	\$14.94	096-020-127	SFR	\$14.94	096-031-006	MFR7	\$104.58
096-020-035	SFR	\$14.94	096-020-128	SFR	\$14.94	096-031-007	SFR	\$14.94
096-020-036	SFR	\$14.94	096-020-129	SFR	\$14.94	096-031-008	SFR	\$14.94
096-020-039	SFR	\$14.94	096-020-130	SFR	\$14.94	096-031-014	MFR6	\$89.64
096-020-042	SFR	\$14.94	096-020-131	SFR	\$14.94	096-031-015	MFR4	\$59.76
096-020-047	SFR	\$14.94	096-020-132	SFR	\$14.94	096-031-016	COM	\$74.70
096-020-050	VSFR	\$7.46	096-020-133	SFR	\$14.94	096-031-018	VMFR	\$7.46
096-020-057	SFR	\$14.94	096-020-134	SFR	\$14.94	096-031-019	VMFR	\$7.46
096-020-059	SFR	\$14.94	096-020-135	SFR	\$14.94	096-031-022	COM	\$74.70
096-020-060	VSFR	\$7.46	096-020-136	SFR	\$14.94	096-032-003	SFR	\$14.94
096-020-062	VMFR	\$7.46	096-020-137	SFR	\$14.94	096-032-004	SFR	\$14.94
096-020-064	SFR	\$14.94	096-020-138	SFR	\$14.94	096-032-008	SFR	\$14.94
096-020-067	SFR	\$14.94	096-020-139	SFR	\$14.94	096-032-009	SFR	\$14.94
096-020-069	SFR	\$14.94	096-020-140	SFR	\$14.94	096-032-010	MFR2	\$29.88
096-020-071	SFR	\$14.94	096-020-141	SFR	\$14.94	096-032-011	VMFR	\$7.46
096-020-073	MFR2	\$29.88	096-020-142	SFR	\$14.94	096-032-016	VMFR	\$7.46
096-020-075	SFR	\$14.94	096-020-143	SFR	\$14.94	096-032-017	SFR	\$14.94
096-020-081	VMFR	\$7.46	096-020-144	SFR	\$14.94	096-032-018	MFR5	\$74.70
096-020-082	VCOM	\$7.46	096-020-145	SFR	\$14.94	096-032-019	MFR	\$44.82
096-020-083	COM	\$74.70	096-020-146	SFR	\$14.94	096-032-020	MFR	\$44.82
096-020-089	SFR	\$14.94	096-020-147	SFR	\$14.94	096-032-022	MFR	\$44.82
096-020-090	SFR	\$14.94	096-020-148	SFR	\$14.94	096-032-023	MFR2	\$29.88
096-020-092	SFR	\$14.94	096-020-149	SFR	\$14.94	096-032-024	MFR2	\$29.88
096-020-093	VMFR	\$7.46	096-020-150	SFR	\$14.94	096-032-025	SFR	\$14.94
096-020-094	SFR	\$14.94	096-020-151	SFR	\$14.94	096-032-027	SFR	\$14.94
096-020-095	SFR	\$14.94	096-020-152	SFR	\$14.94	096-032-028	VCOM	\$7.46
096-020-101	SFR	\$14.94	096-020-153	SFR	\$14.94	096-032-029	COM	\$74.70
096-020-102	SFR	\$14.94	096-020-154	SFR	\$14.94	096-032-030	MFR5	\$74.70
096-020-103	SFR	\$14.94	096-020-155	SFR	\$14.94	096-032-031	MFR6	\$89.64
096-020-104	SFR	\$14.94	096-020-156	SFR	\$14.94	096-032-032	VCOM	\$7.46
096-020-105	SFR	\$14.94	096-020-157	SFR	\$14.94	096-033-001	SFR	\$14.94
096-020-106	SFR	\$14.94	096-020-158	SFR	\$14.94	096-033-002	SFR	\$14.94
096-020-107	SFR	\$14.94	096-020-159	SFR	\$14.94	096-033-003	SFR	\$14.94
096-020-108	SFR	\$14.94	096-020-160	SFR	\$14.94	096-033-004	SFR	\$14.94
096-020-109	SFR	\$14.94	096-020-161	SFR	\$14.94	096-033-005	SFR	\$14.94
096-020-110	SFR	\$14.94	096-020-162	SFR	\$14.94	096-033-006	SFR	\$14.94
096-020-111	SFR	\$14.94	096-020-163	SFR	\$14.94	096-033-008	MFR5	\$74.70
096-020-112	SFR	\$14.94	096-020-164	SFR	\$14.94	096-033-009	SFR	\$14.94
096-020-113	SFR	\$14.94	096-020-165	SFR	\$14.94	096-033-010	SFR	\$14.94
096-020-114	SFR	\$14.94	096-020-166	SFR	\$14.94	096-033-011	SFR	\$14.94
096-020-115	SFR	\$14.94	096-020-167	SFR	\$14.94	096-033-012	SFR	\$14.94
096-020-116	SFR	\$14.94	096-020-168	SFR	\$14.94	096-033-013	SFR	\$14.94

Assessor's Parcel Number	Property Class	FY18-19 Service Charge	Assessor's Parcel Number	Property Class	FY18-19 Service Charge	Assessor's Parcel Number	Property Class	FY18-19 Service Charge
096-033-019	SFR	\$14.94	096-043-025	SFR	\$14.94	097-021-020	SFR	\$14.94
096-033-020	SFR	\$14.94	096-043-026	MFR2	\$29.88	097-021-021	SFR	\$14.94
096-033-021	SFR	\$14.94	096-043-027	MFR2	\$29.88	097-021-022	SFR	\$14.94
096-033-024	SFR	\$14.94	096-043-029	SFR	\$14.94	097-021-023	SFR	\$14.94
096-033-027	SFR	\$14.94	096-043-030	SFR	\$14.94	097-021-024	SFR	\$14.94
096-033-028	VMFR	\$7.46	096-043-031	SFR	\$14.94	097-021-025	SFR	\$14.94
096-033-032	SFR	\$14.94	096-043-032	SFR	\$14.94	097-021-026	SFR	\$14.94
096-033-033	SFR	\$14.94	096-043-034	SFR	\$14.94	097-021-027	SFR	\$14.94
096-033-034	SFR	\$14.94	096-043-035	SFR	\$14.94	097-021-028	SFR	\$14.94
096-033-035	VMFR	\$7.46	096-044-001	COM	\$74.70	097-021-029	SFR	\$14.94
096-033-036	INST	\$74.70	096-044-002	VMFR	\$7.46	097-021-030	SFR	\$14.94
096-033-037	VSFR	\$7.46	096-044-003	VSFR	\$7.46	097-021-031	SFR	\$14.94
096-033-039	COM	\$74.70	096-044-004	SFR	\$14.94	097-021-032	SFR	\$14.94
096-033-040	SFR	\$14.94	096-044-005	VSFR	\$7.46	097-021-033	SFR	\$14.94
096-033-041	MFR	\$44.82	096-044-006	SFR	\$14.94	097-021-034	SFR	\$14.94
096-041-003	SFR	\$14.94	096-044-007	VMFR	\$7.46	097-021-035	SFR	\$14.94
096-041-004	SFR	\$14.94	096-044-008	SFR	\$14.94	097-021-036	SFR	\$14.94
096-041-006	MFR4	\$59.76	096-044-009	SFR	\$14.94	097-021-037	SFR	\$14.94
096-041-007	SFR	\$14.94	096-044-010	COM	\$74.70	097-021-038	SFR	\$14.94
096-041-020	SFR	\$14.94	096-050-001	MFR5	\$74.70	097-021-039	SFR	\$14.94
096-041-021	COM	\$74.70	096-050-003	SFR	\$14.94	097-021-040	SFR	\$14.94
096-041-022	SFR	\$14.94	096-050-004	VMFR	\$7.46	097-021-041	SFR	\$14.94
096-041-023	SFR	\$14.94	096-050-006	SFR	\$14.94	097-021-042	SFR	\$14.94
096-041-024	SFR	\$14.94	096-050-007	COM	\$74.70	097-021-043	SFR	\$14.94
096-041-025	SFR	\$14.94	096-050-010	SFR	\$14.94	097-021-044	SFR	\$14.94
096-042-005	SFR	\$14.94	096-050-011	VSFR	\$7.46	097-021-045	SFR	\$14.94
096-042-006	SFR	\$14.94	096-050-012	VSFR	\$7.46	097-021-046	SFR	\$14.94
096-042-007	COM	\$74.70	096-050-013	VSFR	\$7.46	097-021-047	SFR	\$14.94
096-042-010	MFR	\$44.82	096-050-014	VSFR	\$7.46	097-021-053	COM	\$74.70
096-042-011	MFR5	\$74.70	096-050-015	IND	\$74.70	097-022-001	SFR	\$14.94
096-042-015	SFR	\$14.94	097-010-004	SFR	\$14.94	097-022-002	SFR	\$14.94
096-042-016	MFR4	\$59.76	097-011-003	SFR	\$14.94	097-022-003	SFR	\$14.94
096-042-019	MFR	\$44.82	097-011-004	SFR	\$14.94	097-022-004	SFR	\$14.94
096-042-020	VMFR	\$7.46	097-011-005	SFR	\$14.94	097-022-005	SFR	\$14.94
096-042-021	SFR	\$14.94	097-011-006	SFR	\$14.94	097-022-006	SFR	\$14.94
096-042-022	SFR	\$14.94	097-011-007	SFR	\$14.94	097-022-007	SFR	\$14.94
096-042-023	SFR	\$14.94	097-011-009	SFR	\$14.94	097-022-008	SFR	\$14.94
096-042-024	MFR2	\$29.88	097-011-010	SFR	\$14.94	097-022-009	SFR	\$14.94
096-042-025	COM	\$74.70	097-021-005	SFR	\$14.94	097-022-010	SFR	\$14.94
096-043-001	SFR	\$14.94	097-021-006	SFR	\$14.94	097-022-011	SFR	\$14.94
096-043-002	MFR2	\$29.88	097-021-008	SFR	\$14.94	097-022-012	SFR	\$14.94
096-043-007	SFR	\$14.94	097-021-009	SFR	\$14.94	097-022-013	SFR	\$14.94
096-043-008	SFR	\$14.94	097-021-010	SFR	\$14.94	097-022-014	SFR	\$14.94
096-043-010	SFR	\$14.94	097-021-011	SFR	\$14.94	097-022-015	SFR	\$14.94
096-043-014	SFR	\$14.94	097-021-012	SFR	\$14.94	097-022-016	SFR	\$14.94
096-043-017	SFR	\$14.94	097-021-013	SFR	\$14.94	097-022-017	SFR	\$14.94
096-043-019	INST	\$74.70	097-021-014	SFR	\$14.94	097-022-018	SFR	\$14.94
096-043-020	VMFR	\$7.46	097-021-015	SFR	\$14.94	097-022-019	SFR	\$14.94
096-043-021	VSFR	\$7.46	097-021-016	SFR	\$14.94	097-022-020	SFR	\$14.94
096-043-022	SFR	\$14.94	097-021-017	SFR	\$14.94	097-022-021	SFR	\$14.94
096-043-023	SFR	\$14.94	097-021-018	SFR	\$14.94	097-022-022	SFR	\$14.94
096-043-024	INST	\$74.70	097-021-019	SFR	\$14.94	097-022-023	SFR	\$14.94

Assessor's Parcel Number	Property Class	FY18-19 Service Charge	Assessor's Parcel Number	Property Class	FY18-19 Service Charge	Assessor's Parcel Number	Property Class	FY18-19 Service Charge
097-022-024	SFR	\$1 4.94	097-032-035	SFR	\$1 4.94	097-037-007	SFR	\$1 4.94
097-022-025	SFR	\$1 4.94	097-032-036	SFR	\$1 4.94	097-038-013	VSFR	\$7.46
097-022-026	SFR	\$1 4.94	097-032-037	SFR	\$1 4.94	097-038-014	SFR	\$1 4.94
097-022-027	SFR	\$1 4.94	097-032-038	SFR	\$1 4.94	097-038-015	SFR	\$1 4.94
097-022-028	SFR	\$1 4.94	097-034-016	SFR	\$1 4.94	097-038-016	SFR	\$1 4.94
097-022-029	SFR	\$1 4.94	097-034-017	SFR	\$1 4.94	097-038-017	SFR	\$1 4.94
097-022-030	SFR	\$1 4.94	097-034-018	SFR	\$1 4.94	097-038-018	SFR	\$1 4.94
097-022-031	SFR	\$1 4.94	097-034-019	SFR	\$1 4.94	097-038-019	SFR	\$1 4.94
097-022-032	SFR	\$1 4.94	097-034-020	SFR	\$1 4.94	097-038-020	SFR	\$1 4.94
097-022-033	SFR	\$1 4.94	097-034-021	SFR	\$1 4.94	097-038-021	SFR	\$1 4.94
097-022-034	SFR	\$1 4.94	097-034-022	SFR	\$1 4.94	097-038-022	SFR	\$1 4.94
097-022-035	SFR	\$1 4.94	097-034-023	SFR	\$1 4.94	097-038-023	SFR	\$1 4.94
097-022-036	SFR	\$1 4.94	097-034-024	SFR	\$1 4.94	097-038-024	MFR2	\$29.88
097-022-037	SFR	\$1 4.94	097-034-025	SFR	\$1 4.94	097-038-025	MFR2	\$29.88
097-022-038	SFR	\$1 4.94	097-034-026	SFR	\$1 4.94	097-041-002	SFR	\$1 4.94
097-022-039	SFR	\$1 4.94	097-034-027	SFR	\$1 4.94	097-041-003	SFR	\$1 4.94
097-022-040	SFR	\$1 4.94	097-034-028	SFR	\$1 4.94	097-041-004	SFR	\$1 4.94
097-031-001	SFR	\$1 4.94	097-034-029	SFR	\$1 4.94	097-041-005	MFR2	\$29.88
097-031-002	SFR	\$1 4.94	097-034-030	SFR	\$1 4.94	097-041-006	SFR	\$1 4.94
097-031-003	SFR	\$1 4.94	097-034-031	SFR	\$1 4.94	097-041-007	SFR	\$1 4.94
097-031-006	SFR	\$1 4.94	097-034-032	SFR	\$1 4.94	097-041-008	SFR	\$1 4.94
097-031-007	SFR	\$1 4.94	097-034-033	SFR	\$1 4.94	097-041-009	MFR6	\$89.64
097-031-008	SFR	\$1 4.94	097-034-034	SFR	\$1 4.94	097-041-010	INST	\$74.70
097-031-009	SFR	\$1 4.94	097-034-035	SFR	\$1 4.94	097-041-011	SFR	\$1 4.94
097-031-010	SFR	\$1 4.94	097-034-036	SFR	\$1 4.94	097-041-012	SFR	\$1 4.94
097-031-011	SFR	\$1 4.94	097-034-037	SFR	\$1 4.94	097-041-014	VSFR	\$7.46
097-031-012	SFR	\$1 4.94	097-034-038	SFR	\$1 4.94	097-041-015	MFR5	\$74.70
097-031-013	SFR	\$1 4.94	097-034-039	SFR	\$1 4.94	097-041-016	MFR5	\$74.70
097-031-014	SFR	\$1 4.94	097-034-040	SFR	\$1 4.94	097-042-001	MFR	\$44.82
097-031-019	SFR	\$1 4.94	097-034-041	SFR	\$1 4.94	097-042-002	SFR	\$1 4.94
097-032-013	SFR	\$1 4.94	097-034-042	SFR	\$1 4.94	097-042-003	SFR	\$1 4.94
097-032-014	SFR	\$1 4.94	097-034-043	SFR	\$1 4.94	097-042-004	SFR	\$1 4.94
097-032-015	SFR	\$1 4.94	097-034-044	SFR	\$1 4.94	097-042-005	SFR	\$1 4.94
097-032-016	SFR	\$1 4.94	097-034-045	SFR	\$1 4.94	097-042-006	SFR	\$1 4.94
097-032-017	SFR	\$1 4.94	097-034-046	SFR	\$1 4.94	097-042-007	SFR	\$1 4.94
097-032-018	SFR	\$1 4.94	097-034-047	SFR	\$1 4.94	097-042-008	SFR	\$1 4.94
097-032-019	SFR	\$1 4.94	097-034-048	SFR	\$1 4.94	097-042-011	SFR	\$1 4.94
097-032-020	MFR	\$44.82	097-036-002	SFR	\$1 4.94	097-042-012	SFR	\$1 4.94
097-032-021	SFR	\$1 4.94	097-036-003	SFR	\$1 4.94	097-042-013	SFR	\$1 4.94
097-032-022	SFR	\$1 4.94	097-036-004	SFR	\$1 4.94	097-042-014	SFR	\$1 4.94
097-032-023	SFR	\$1 4.94	097-036-005	SFR	\$1 4.94	097-042-015	SFR	\$1 4.94
097-032-024	SFR	\$1 4.94	097-036-010	VMFR	\$7.46	097-042-016	SFR	\$1 4.94
097-032-025	SFR	\$1 4.94	097-036-013	SFR	\$1 4.94	097-042-017	SFR	\$1 4.94
097-032-026	SFR	\$1 4.94	097-036-014	VMFR	\$7.46	097-042-018	SFR	\$1 4.94
097-032-027	SFR	\$1 4.94	097-036-015	VSFR	\$7.46	097-042-019	SFR	\$1 4.94
097-032-028	MFR	\$44.82	097-036-016	SFR	\$1 4.94	097-042-020	SFR	\$1 4.94
097-032-029	MFR5	\$74.70	097-037-001	MFR5	\$74.70	097-042-021	MFR4	\$59.76
097-032-030	MFR2	\$29.88	097-037-002	SFR	\$1 4.94	097-042-023	SFR	\$1 4.94
097-032-031	MFR	\$44.82	097-037-003	SFR	\$1 4.94	097-043-001	SFR	\$1 4.94
097-032-032	MFR2	\$29.88	097-037-004	SFR	\$1 4.94	097-043-002	SFR	\$1 4.94
097-032-033	MFR2	\$29.88	097-037-005	SFR	\$1 4.94	097-043-004	SFR	\$1 4.94
097-032-034	SFR	\$1 4.94	097-037-006	SFR	\$1 4.94	097-043-005	SFR	\$1 4.94

Assessor's Parcel Number	Property Class	FY18-19 Service Charge	Assessor's Parcel Number	Property Class	FY18-19 Service Charge	Assessor's Parcel Number	Property Class	FY18-19 Service Charge
097-043-006	SFR	\$14.94	097-071-023	SFR	\$14.94	097-081-016	SFR	\$14.94
097-043-007	SFR	\$14.94	097-071-024	SFR	\$14.94	097-081-017	SFR	\$14.94
097-043-008	SFR	\$14.94	097-071-025	SFR	\$14.94	097-081-018	SFR	\$14.94
097-043-009	SFR	\$14.94	097-071-026	SFR	\$14.94	097-081-019	SFR	\$14.94
097-043-010	SFR	\$14.94	097-071-027	SFR	\$14.94	097-081-020	SFR	\$14.94
097-043-011	SFR	\$14.94	097-072-001	SFR	\$14.94	097-081-021	SFR	\$14.94
097-043-012	SFR	\$14.94	097-072-002	SFR	\$14.94	097-081-022	SFR	\$14.94
097-043-013	SFR	\$14.94	097-072-003	SFR	\$14.94	097-081-023	SFR	\$14.94
097-043-014	SFR	\$14.94	097-072-004	SFR	\$14.94	097-081-026	MFR4	\$59.76
097-043-015	SFR	\$14.94	097-072-005	SFR	\$14.94	097-081-028	VCOM	\$7.46
097-043-016	SFR	\$14.94	097-072-006	SFR	\$14.94	097-081-029	VCOM	\$7.46
097-043-017	MFR	\$44.82	097-072-007	SFR	\$14.94	097-081-030	COM	\$74.70
097-043-018	SFR	\$14.94	097-072-008	SFR	\$14.94	097-081-031	COM	\$74.70
097-043-019	SFR	\$14.94	097-073-001	SFR	\$14.94	097-082-002	SFR	\$14.94
097-043-020	SFR	\$14.94	097-073-002	SFR	\$14.94	097-082-003	SFR	\$14.94
097-043-021	SFR	\$14.94	097-073-003	SFR	\$14.94	097-082-004	SFR	\$14.94
097-043-022	SFR	\$14.94	097-073-004	SFR	\$14.94	097-082-005	SFR	\$14.94
097-043-023	SFR	\$14.94	097-073-005	SFR	\$14.94	097-082-006	MFR4	\$59.76
097-043-024	SFR	\$14.94	097-073-006	SFR	\$14.94	097-082-008	MFR4	\$59.76
097-043-025	SFR	\$14.94	097-073-007	SFR	\$14.94	097-082-009	MFR4	\$59.76
097-050-004	SFR	\$14.94	097-073-008	SFR	\$14.94	097-082-010	INST	\$74.70
097-050-006	SFR	\$14.94	097-073-009	SFR	\$14.94	097-083-001	SFR	\$14.94
097-050-011	SFR	\$14.94	097-073-010	SFR	\$14.94	097-083-002	SFR	\$14.94
097-050-012	MFR2	\$29.88	097-073-011	SFR	\$14.94	097-083-003	SFR	\$14.94
097-050-013	SFR	\$14.94	097-073-012	SFR	\$14.94	097-083-004	SFR	\$14.94
097-050-014	COM	\$74.70	097-074-001	SFR	\$14.94	097-083-005	SFR	\$14.94
097-050-015	COM	\$74.70	097-074-002	SFR	\$14.94	097-083-006	SFR	\$14.94
097-050-016	COM	\$74.70	097-074-003	SFR	\$14.94	097-090-025	MFR8	\$119.52
097-061-005	COM	\$74.70	097-074-004	SFR	\$14.94	097-090-026	MFR6	\$89.64
097-062-002	COM	\$74.70	097-074-005	SFR	\$14.94	097-090-027	COM	\$74.70
097-071-001	SFR	\$14.94	097-074-006	SFR	\$14.94	097-090-028	COM	\$74.70
097-071-002	SFR	\$14.94	097-074-007	SFR	\$14.94	097-090-029	SFR	\$14.94
097-071-003	SFR	\$14.94	097-074-008	SFR	\$14.94	097-091-004	SFR	\$14.94
097-071-004	SFR	\$14.94	097-074-009	SFR	\$14.94	097-091-005	SFR	\$14.94
097-071-005	SFR	\$14.94	097-074-010	SFR	\$14.94	097-091-006	SFR	\$14.94
097-071-006	SFR	\$14.94	097-074-011	SFR	\$14.94	097-091-007	SFR	\$14.94
097-071-007	SFR	\$14.94	097-074-012	SFR	\$14.94	097-091-008	SFR	\$14.94
097-071-008	SFR	\$14.94	097-074-013	SFR	\$14.94	097-091-009	MFR	\$44.82
097-071-009	SFR	\$14.94	097-074-014	SFR	\$14.94	097-091-010	SFR	\$14.94
097-071-010	SFR	\$14.94	097-074-015	SFR	\$14.94	097-091-013	SFR	\$14.94
097-071-011	SFR	\$14.94	097-074-016	SFR	\$14.94	097-091-023	VMFR	\$7.46
097-071-012	SFR	\$14.94	097-081-005	SFR	\$14.94	097-091-024	MFR6	\$89.64
097-071-013	SFR	\$14.94	097-081-006	SFR	\$14.94	097-091-025	MFR6	\$89.64
097-071-014	SFR	\$14.94	097-081-007	SFR	\$14.94	097-091-026	MFR7	\$104.58
097-071-015	SFR	\$14.94	097-081-008	SFR	\$14.94	097-100-006	MFR8	\$119.52
097-071-016	SFR	\$14.94	097-081-009	SFR	\$14.94	097-100-050	INST	\$74.70
097-071-017	SFR	\$14.94	097-081-010	SFR	\$14.94	097-100-055	INST	\$74.70
097-071-018	SFR	\$14.94	097-081-011	SFR	\$14.94	097-100-059	VMFR	\$7.46
097-071-019	SFR	\$14.94	097-081-012	SFR	\$14.94	097-100-060	VMFR	\$7.46
097-071-020	SFR	\$14.94	097-081-013	SFR	\$14.94	097-111-001	SFR	\$14.94
097-071-021	SFR	\$14.94	097-081-014	SFR	\$14.94	097-111-002	SFR	\$14.94
097-071-022	SFR	\$14.94	097-081-015	SFR	\$14.94	097-111-013	SFR	\$14.94

Assessor's Parcel Number	Property Class	FY18-19 Service Charge	Assessor's Parcel Number	Property Class	FY18-19 Service Charge	Assessor's Parcel Number	Property Class	FY18-19 Service Charge
097-111-014	SFR	\$1 4.94	097-114-002	SFR	\$1 4.94	097-291-010	SFR	\$1 4.94
097-111-017	SFR	\$1 4.94	097-114-003	SFR	\$1 4.94	097-291-011	SFR	\$1 4.94
097-111-018	SFR	\$1 4.94	097-114-004	SFR	\$1 4.94	097-291-012	SFR	\$1 4.94
097-111-019	SFR	\$1 4.94	097-114-005	SFR	\$1 4.94	097-291-013	SFR	\$1 4.94
097-111-020	SFR	\$1 4.94	097-114-006	SFR	\$1 4.94	097-291-014	SFR	\$1 4.94
097-111-021	SFR	\$1 4.94	097-114-007	SFR	\$1 4.94	097-291-015	SFR	\$1 4.94
097-111-022	SFR	\$1 4.94	097-114-008	SFR	\$1 4.94	097-292-001	SFR	\$1 4.94
097-111-023	SFR	\$1 4.94	097-114-009	SFR	\$1 4.94	097-292-002	SFR	\$1 4.94
097-111-024	SFR	\$1 4.94	097-114-010	SFR	\$1 4.94	097-292-003	SFR	\$1 4.94
097-111-025	SFR	\$1 4.94	097-114-011	SFR	\$1 4.94	097-292-004	SFR	\$1 4.94
097-111-026	SFR	\$1 4.94	097-114-012	SFR	\$1 4.94	097-292-005	SFR	\$1 4.94
097-113-001	SFR	\$1 4.94	097-114-013	SFR	\$1 4.94	097-292-006	SFR	\$1 4.94
097-113-002	SFR	\$1 4.94	097-114-014	SFR	\$1 4.94	097-292-007	SFR	\$1 4.94
097-113-003	SFR	\$1 4.94	097-114-015	SFR	\$1 4.94	097-292-008	SFR	\$1 4.94
097-113-004	SFR	\$1 4.94	097-114-016	SFR	\$1 4.94	097-292-009	SFR	\$1 4.94
097-113-005	SFR	\$1 4.94	097-121-001	MISC	\$7.46	097-292-010	SFR	\$1 4.94
097-113-006	SFR	\$1 4.94	097-150-010	COM	\$74.70	097-292-011	SFR	\$1 4.94
097-113-007	SFR	\$1 4.94	097-260-004	SFR	\$1 4.94	097-292-012	SFR	\$1 4.94
097-113-008	SFR	\$1 4.94	097-260-005	VSFR	\$7.46	097-293-001	SFR	\$1 4.94
097-113-009	SFR	\$1 4.94	097-260-006	VSFR	\$7.46	097-293-002	SFR	\$1 4.94
097-113-010	SFR	\$1 4.94	097-260-008	SFR	\$1 4.94	097-293-003	SFR	\$1 4.94
097-113-011	SFR	\$1 4.94	097-260-013	SFR	\$1 4.94	097-293-004	SFR	\$1 4.94
097-113-012	SFR	\$1 4.94	097-260-014	SFR	\$1 4.94	097-293-005	SFR	\$1 4.94
097-113-013	SFR	\$1 4.94	097-270-006	SFR	\$1 4.94	097-293-006	SFR	\$1 4.94
097-113-014	SFR	\$1 4.94	097-270-009	SFR	\$1 4.94	097-293-007	SFR	\$1 4.94
097-113-015	SFR	\$1 4.94	097-270-010	SFR	\$1 4.94	097-293-008	SFR	\$1 4.94
097-113-016	SFR	\$1 4.94	097-270-011	SFR	\$1 4.94	097-293-009	SFR	\$1 4.94
097-113-017	SFR	\$1 4.94	097-270-043	INST	\$74.70	097-293-010	SFR	\$1 4.94
097-113-018	SFR	\$1 4.94	097-270-044	SFR	\$1 4.94	097-293-011	SFR	\$1 4.94
097-113-019	SFR	\$1 4.94	097-270-055	SFR	\$1 4.94	097-293-012	SFR	\$1 4.94
097-113-020	SFR	\$1 4.94	097-270-057	INST	\$74.70	097-293-013	SFR	\$1 4.94
097-113-021	SFR	\$1 4.94	097-270-059	MFR	\$44.82	097-294-001	SFR	\$1 4.94
097-113-022	SFR	\$1 4.94	097-270-060	INST	\$74.70	097-294-002	SFR	\$1 4.94
097-113-023	SFR	\$1 4.94	097-270-061	COM	\$74.70	097-294-003	SFR	\$1 4.94
097-113-024	SFR	\$1 4.94	097-270-062	COM	\$74.70	097-294-004	SFR	\$1 4.94
097-113-025	SFR	\$1 4.94	097-270-063	COM	\$74.70	097-294-005	SFR	\$1 4.94
097-113-026	SFR	\$1 4.94	097-270-067	COM	\$74.70	097-294-006	SFR	\$1 4.94
097-113-027	SFR	\$1 4.94	097-270-069	SFR	\$1 4.94	097-294-007	SFR	\$1 4.94
097-113-028	SFR	\$1 4.94	097-270-071	VMFR	\$7.46	097-294-008	SFR	\$1 4.94
097-113-029	SFR	\$1 4.94	097-270-073	COM	\$74.70	097-294-009	SFR	\$1 4.94
097-113-030	SFR	\$1 4.94	097-270-075	COM	\$74.70	097-294-010	SFR	\$1 4.94
097-113-031	SFR	\$1 4.94	097-270-077	SFR	\$1 4.94	097-294-011	SFR	\$1 4.94
097-113-032	SFR	\$1 4.94	097-270-081	COM	\$74.70	097-294-012	SFR	\$1 4.94
097-113-033	SFR	\$1 4.94	097-291-001	SFR	\$1 4.94	097-294-013	SFR	\$1 4.94
097-113-034	SFR	\$1 4.94	097-291-002	SFR	\$1 4.94	097-294-014	SFR	\$1 4.94
097-113-035	SFR	\$1 4.94	097-291-003	SFR	\$1 4.94	097-294-015	SFR	\$1 4.94
097-113-036	SFR	\$1 4.94	097-291-004	SFR	\$1 4.94	097-294-016	SFR	\$1 4.94
097-113-037	SFR	\$1 4.94	097-291-005	SFR	\$1 4.94	097-294-017	SFR	\$1 4.94
097-113-038	SFR	\$1 4.94	097-291-006	SFR	\$1 4.94	097-294-018	SFR	\$1 4.94
097-113-039	SFR	\$1 4.94	097-291-007	SFR	\$1 4.94	097-301-001	SFR	\$1 4.94
097-113-042	SFR	\$1 4.94	097-291-008	SFR	\$1 4.94	097-301-002	SFR	\$1 4.94
097-114-001	SFR	\$1 4.94	097-291-009	SFR	\$1 4.94	097-301-003	SFR	\$1 4.94

Assessor's Parcel Number	Property Class	FY18-19 Service Charge	Assessor's Parcel Number	Property Class	FY18-19 Service Charge	Assessor's Parcel Number	Property Class	FY18-19 Service Charge
097-301-004	SFR	\$14.94	097-303-027	SFR	\$14.94	097-333-005	SFR	\$14.94
097-301-005	SFR	\$14.94	097-303-028	COM	\$74.70	097-333-006	SFR	\$14.94
097-301-006	SFR	\$14.94	097-303-029	SFR	\$14.94	097-333-007	SFR	\$14.94
097-301-013	SFR	\$14.94	097-303-030	SFR	\$14.94	097-333-008	SFR	\$14.94
097-301-014	SFR	\$14.94	097-303-034	SFR	\$14.94	097-333-009	SFR	\$14.94
097-301-015	SFR	\$14.94	097-331-001	SFR	\$14.94	097-333-010	SFR	\$14.94
097-301-016	SFR	\$14.94	097-331-002	SFR	\$14.94	097-333-011	SFR	\$14.94
097-301-017	SFR	\$14.94	097-331-003	SFR	\$14.94	097-333-012	SFR	\$14.94
097-301-020	SFR	\$14.94	097-331-004	SFR	\$14.94	097-333-013	SFR	\$14.94
097-301-021	SFR	\$14.94	097-331-005	SFR	\$14.94	097-333-014	SFR	\$14.94
097-301-022	SFR	\$14.94	097-331-006	SFR	\$14.94	097-333-015	SFR	\$14.94
097-301-023	COM	\$74.70	097-331-007	SFR	\$14.94	097-333-016	SFR	\$14.94
097-301-024	VCOM	\$7.46	097-331-008	SFR	\$14.94	097-333-017	SFR	\$14.94
097-301-025	VCOM	\$7.46	097-331-009	SFR	\$14.94	097-333-018	SFR	\$14.94
097-301-026	COM	\$74.70	097-331-010	SFR	\$14.94	097-333-019	SFR	\$14.94
097-301-027	SFR	\$14.94	097-331-011	SFR	\$14.94	097-333-020	SFR	\$14.94
097-301-028	SFR	\$14.94	097-331-012	SFR	\$14.94	097-333-021	SFR	\$14.94
097-302-001	SFR	\$14.94	097-331-013	SFR	\$14.94	097-333-022	INST	\$74.70
097-302-002	SFR	\$14.94	097-331-014	SFR	\$14.94	097-334-001	SFR	\$14.94
097-302-003	SFR	\$14.94	097-331-015	SFR	\$14.94	097-334-002	SFR	\$14.94
097-302-004	SFR	\$14.94	097-331-016	SFR	\$14.94	097-334-003	SFR	\$14.94
097-302-006	SFR	\$14.94	097-331-017	SFR	\$14.94	097-334-004	SFR	\$14.94
097-302-011	SFR	\$14.94	097-331-018	SFR	\$14.94	097-334-005	SFR	\$14.94
097-302-012	SFR	\$14.94	097-331-019	SFR	\$14.94	097-334-006	SFR	\$14.94
097-302-013	SFR	\$14.94	097-331-020	SFR	\$14.94	097-334-007	SFR	\$14.94
097-302-015	SFR	\$14.94	097-331-021	SFR	\$14.94	097-334-008	SFR	\$14.94
097-302-016	SFR	\$14.94	097-331-022	SFR	\$14.94	097-334-009	SFR	\$14.94
097-302-017	SFR	\$14.94	097-331-023	SFR	\$14.94	097-334-010	SFR	\$14.94
097-302-018	SFR	\$14.94	097-331-024	SFR	\$14.94	097-334-011	SFR	\$14.94
097-302-019	MFR2	\$29.88	097-331-025	SFR	\$14.94	097-334-012	SFR	\$14.94
097-302-021	SFR	\$14.94	097-331-026	SFR	\$14.94	097-334-013	SFR	\$14.94
097-302-025	COM	\$74.70	097-331-027	SFR	\$14.94	097-334-014	SFR	\$14.94
097-302-026	VCOM	\$7.46	097-331-028	SFR	\$14.94	097-350-001	CONDO	\$7.46
097-302-027	COM	\$74.70	097-331-029	SFR	\$14.94	097-350-002	CONDO	\$7.46
097-303-001	SFR	\$14.94	097-331-030	SFR	\$14.94	097-350-003	CONDO	\$7.46
097-303-002	VSFR	\$7.46	097-331-031	SFR	\$14.94	097-350-004	CONDO	\$7.46
097-303-003	SFR	\$14.94	097-331-032	SFR	\$14.94	097-350-005	CONDO	\$7.46
097-303-004	SFR	\$14.94	097-331-033	SFR	\$14.94	097-350-006	CONDO	\$7.46
097-303-005	SFR	\$14.94	097-331-034	SFR	\$14.94	097-350-007	CONDO	\$7.46
097-303-007	SFR	\$14.94	097-332-001	SFR	\$14.94	097-350-008	CONDO	\$7.46
097-303-008	SFR	\$14.94	097-332-002	SFR	\$14.94	097-350-009	CONDO	\$7.46
097-303-009	SFR	\$14.94	097-332-003	SFR	\$14.94	097-350-010	CONDO	\$7.46
097-303-014	SFR	\$14.94	097-332-004	SFR	\$14.94	097-350-011	CONDO	\$7.46
097-303-017	SFR	\$14.94	097-332-005	SFR	\$14.94	097-350-012	CONDO	\$7.46
097-303-018	SFR	\$14.94	097-332-006	SFR	\$14.94	097-350-013	CONDO	\$7.46
097-303-019	SFR	\$14.94	097-332-007	SFR	\$14.94	097-350-014	CONDO	\$7.46
097-303-021	SFR	\$14.94	097-332-008	SFR	\$14.94	097-350-015	CONDO	\$7.46
097-303-022	SFR	\$14.94	097-332-009	SFR	\$14.94	097-350-016	CONDO	\$7.46
097-303-023	SFR	\$14.94	097-333-001	SFR	\$14.94	097-350-017	CONDO	\$7.46
097-303-024	SFR	\$14.94	097-333-002	SFR	\$14.94	097-350-018	CONDO	\$7.46
097-303-025	VSFR	\$7.46	097-333-003	SFR	\$14.94	097-350-019	CONDO	\$7.46
097-303-026	SFR	\$14.94	097-333-004	SFR	\$14.94	097-350-020	CONDO	\$7.46

Assessor's Parcel Number	Property Class	FY18-19 Service Charge	Assessor's Parcel Number	Property Class	FY18-19 Service Charge	Assessor's Parcel Number	Property Class	FY18-19 Service Charge
097-350-021	CONDO	\$7.46	097-360-021	CONDO	\$7.46	097-370-021	CONDO	\$7.46
097-350-022	CONDO	\$7.46	097-360-022	CONDO	\$7.46	097-370-022	CONDO	\$7.46
097-350-023	CONDO	\$7.46	097-360-023	CONDO	\$7.46	097-370-023	CONDO	\$7.46
097-350-024	CONDO	\$7.46	097-360-024	CONDO	\$7.46	097-370-024	CONDO	\$7.46
097-350-025	CONDO	\$7.46	097-360-025	CONDO	\$7.46	097-370-025	CONDO	\$7.46
097-350-026	CONDO	\$7.46	097-360-026	CONDO	\$7.46	097-370-026	CONDO	\$7.46
097-350-027	CONDO	\$7.46	097-360-027	CONDO	\$7.46	097-370-027	CONDO	\$7.46
097-350-028	CONDO	\$7.46	097-360-028	CONDO	\$7.46	097-370-028	CONDO	\$7.46
097-350-029	CONDO	\$7.46	097-360-029	CONDO	\$7.46	097-370-029	CONDO	\$7.46
097-350-030	CONDO	\$7.46	097-360-030	CONDO	\$7.46	097-370-030	CONDO	\$7.46
097-350-031	CONDO	\$7.46	097-360-031	CONDO	\$7.46	097-370-031	CONDO	\$7.46
097-350-032	CONDO	\$7.46	097-360-032	CONDO	\$7.46	097-370-032	CONDO	\$7.46
097-350-033	CONDO	\$7.46	097-360-033	CONDO	\$7.46	097-370-033	CONDO	\$7.46
097-350-034	CONDO	\$7.46	097-360-034	CONDO	\$7.46	097-370-034	CONDO	\$7.46
097-350-035	CONDO	\$7.46	097-360-035	CONDO	\$7.46	097-370-035	CONDO	\$7.46
097-350-036	CONDO	\$7.46	097-360-036	CONDO	\$7.46	097-370-036	CONDO	\$7.46
097-350-037	CONDO	\$7.46	097-360-037	CONDO	\$7.46	097-370-037	CONDO	\$7.46
097-350-038	CONDO	\$7.46	097-360-038	CONDO	\$7.46	097-370-038	CONDO	\$7.46
097-350-039	CONDO	\$7.46	097-360-039	CONDO	\$7.46	097-370-039	CONDO	\$7.46
097-350-040	CONDO	\$7.46	097-360-040	CONDO	\$7.46	097-370-040	CONDO	\$7.46
097-350-041	CONDO	\$7.46	097-360-041	CONDO	\$7.46	097-370-041	CONDO	\$7.46
097-350-042	CONDO	\$7.46	097-360-042	CONDO	\$7.46	097-370-042	CONDO	\$7.46
097-350-043	CONDO	\$7.46	097-360-043	CONDO	\$7.46	097-370-043	CONDO	\$7.46
097-350-044	CONDO	\$7.46	097-360-044	CONDO	\$7.46	097-370-044	CONDO	\$7.46
097-350-045	CONDO	\$7.46	097-360-045	CONDO	\$7.46	097-370-045	CONDO	\$7.46
097-350-046	CONDO	\$7.46	097-360-046	CONDO	\$7.46	097-370-046	CONDO	\$7.46
097-350-047	CONDO	\$7.46	097-360-047	CONDO	\$7.46	097-370-047	CONDO	\$7.46
097-350-048	CONDO	\$7.46	097-360-048	CONDO	\$7.46	097-370-048	CONDO	\$7.46
097-350-049	CONDO	\$7.46	097-360-049	CONDO	\$7.46	097-370-049	CONDO	\$7.46
097-350-050	CONDO	\$7.46	097-360-050	CONDO	\$7.46	097-370-050	CONDO	\$7.46
097-350-051	CONDO	\$7.46	097-360-051	CONDO	\$7.46	097-370-051	CONDO	\$7.46
097-350-052	CONDO	\$7.46	097-360-052	CONDO	\$7.46	097-370-052	CONDO	\$7.46
097-360-001	CONDO	\$7.46	097-370-001	CONDO	\$7.46	097-370-053	CONDO	\$7.46
097-360-002	CONDO	\$7.46	097-370-002	CONDO	\$7.46	097-370-054	CONDO	\$7.46
097-360-003	CONDO	\$7.46	097-370-003	CONDO	\$7.46	097-370-055	CONDO	\$7.46
097-360-004	CONDO	\$7.46	097-370-004	CONDO	\$7.46	097-370-056	CONDO	\$7.46
097-360-005	CONDO	\$7.46	097-370-005	CONDO	\$7.46	097-370-057	CONDO	\$7.46
097-360-006	CONDO	\$7.46	097-370-006	CONDO	\$7.46	097-370-058	CONDO	\$7.46
097-360-007	CONDO	\$7.46	097-370-007	CONDO	\$7.46	097-440-001	CONDO	\$7.46
097-360-008	CONDO	\$7.46	097-370-008	CONDO	\$7.46	097-440-002	CONDO	\$7.46
097-360-009	CONDO	\$7.46	097-370-009	CONDO	\$7.46	097-440-003	CONDO	\$7.46
097-360-010	CONDO	\$7.46	097-370-010	CONDO	\$7.46	097-440-004	CONDO	\$7.46
097-360-011	CONDO	\$7.46	097-370-011	CONDO	\$7.46	097-440-005	CONDO	\$7.46
097-360-012	CONDO	\$7.46	097-370-012	CONDO	\$7.46	097-440-006	CONDO	\$7.46
097-360-013	CONDO	\$7.46	097-370-013	CONDO	\$7.46	097-440-007	CONDO	\$7.46
097-360-014	CONDO	\$7.46	097-370-014	CONDO	\$7.46	097-440-008	CONDO	\$7.46
097-360-015	CONDO	\$7.46	097-370-015	CONDO	\$7.46	097-440-009	CONDO	\$7.46
097-360-016	CONDO	\$7.46	097-370-016	CONDO	\$7.46	097-440-010	CONDO	\$7.46
097-360-017	CONDO	\$7.46	097-370-017	CONDO	\$7.46	097-440-011	CONDO	\$7.46
097-360-018	CONDO	\$7.46	097-370-018	CONDO	\$7.46	097-440-012	CONDO	\$7.46
097-360-019	CONDO	\$7.46	097-370-019	CONDO	\$7.46	097-440-013	CONDO	\$7.46
097-360-020	CONDO	\$7.46	097-370-020	CONDO	\$7.46	097-440-014	CONDO	\$7.46

Assessor's Parcel Number	Property Class	FY18-19 Service Charge	Assessor's Parcel Number	Property Class	FY18-19 Service Charge	Assessor's Parcel Number	Property Class	FY18-19 Service Charge
097-440-015	CONDO	\$7.46	097-450-020	CONDO	\$7.46	098-030-032	VCOM	\$7.46
097-440-016	CONDO	\$7.46	097-450-021	CONDO	\$7.46	098-030-033	COM	\$74.70
097-440-018	CONDO	\$7.46	097-450-022	CONDO	\$7.46	098-030-035	COM	\$74.70
097-440-019	CONDO	\$7.46	097-450-023	CONDO	\$7.46	098-030-036	MFR5	\$74.70
097-440-020	CONDO	\$7.46	097-450-024	CONDO	\$7.46	098-030-037	MFR5	\$74.70
097-440-021	CONDO	\$7.46	097-450-025	CONDO	\$7.46	098-040-001	SFR	\$14.94
097-440-022	CONDO	\$7.46	097-450-026	CONDO	\$7.46	098-040-002	SFR	\$14.94
097-440-023	CONDO	\$7.46	097-450-027	CONDO	\$7.46	098-040-003	SFR	\$14.94
097-440-024	CONDO	\$7.46	097-450-028	CONDO	\$7.46	098-040-004	SFR	\$14.94
097-440-025	CONDO	\$7.46	097-450-029	CONDO	\$7.46	098-040-005	SFR	\$14.94
097-440-026	CONDO	\$7.46	097-450-030	CONDO	\$7.46	098-040-006	SFR	\$14.94
097-440-027	CONDO	\$7.46	097-450-031	CONDO	\$7.46	098-040-007	SFR	\$14.94
097-440-028	CONDO	\$7.46	097-450-032	CONDO	\$7.46	098-040-008	SFR	\$14.94
097-440-029	CONDO	\$7.46	097-450-033	CONDO	\$7.46	098-040-009	SFR	\$14.94
097-440-030	CONDO	\$7.46	097-450-034	CONDO	\$7.46	098-040-010	SFR	\$14.94
097-440-031	CONDO	\$7.46	097-450-035	CONDO	\$7.46	098-040-011	SFR	\$14.94
097-440-032	CONDO	\$7.46	097-450-036	CONDO	\$7.46	098-040-012	SFR	\$14.94
097-440-033	CONDO	\$7.46	097-450-037	CONDO	\$7.46	098-040-024	MFR5	\$74.70
097-440-035	CONDO	\$7.46	097-450-038	CONDO	\$7.46	098-040-025	MFR6	\$89.64
097-440-036	CONDO	\$7.46	097-450-039	CONDO	\$7.46	098-040-026	MFR7	\$104.58
097-440-037	CONDO	\$7.46	097-450-040	CONDO	\$7.46	098-040-027	COM	\$74.70
097-440-038	CONDO	\$7.46	097-450-041	CONDO	\$7.46	098-040-028	COM	\$74.70
097-440-039	CONDO	\$7.46	097-450-042	CONDO	\$7.46	098-040-029	MFR5	\$74.70
097-440-040	CONDO	\$7.46	097-450-043	CONDO	\$7.46	098-040-030	VMFR	\$7.46
097-440-041	CONDO	\$7.46	097-450-044	CONDO	\$7.46	098-051-001	SFR	\$14.94
097-440-042	CONDO	\$7.46	097-450-045	CONDO	\$7.46	098-051-002	SFR	\$14.94
097-440-043	CONDO	\$7.46	097-450-046	CONDO	\$7.46	098-051-003	SFR	\$14.94
097-440-044	CONDO	\$7.46	097-450-047	CONDO	\$7.46	098-051-004	SFR	\$14.94
097-440-045	CONDO	\$7.46	097-450-048	CONDO	\$7.46	098-051-005	SFR	\$14.94
097-440-046	CONDO	\$7.46	097-450-049	CONDO	\$7.46	098-051-006	SFR	\$14.94
097-440-047	CONDO	\$7.46	098-030-001	COM	\$74.70	098-051-007	SFR	\$14.94
097-440-048	CONDO	\$7.46	098-030-010	SFR	\$14.94	098-051-008	SFR	\$14.94
097-440-049	CONDO	\$7.46	098-030-011	SFR	\$14.94	098-051-009	SFR	\$14.94
097-440-050	CONDO	\$7.46	098-030-012	SFR	\$14.94	098-051-010	SFR	\$14.94
097-450-002	CONDO	\$7.46	098-030-013	SFR	\$14.94	098-051-011	SFR	\$14.94
097-450-003	CONDO	\$7.46	098-030-014	SFR	\$14.94	098-051-012	SFR	\$14.94
097-450-004	CONDO	\$7.46	098-030-015	SFR	\$14.94	098-051-013	SFR	\$14.94
097-450-005	CONDO	\$7.46	098-030-016	SFR	\$14.94	098-051-014	SFR	\$14.94
097-450-006	CONDO	\$7.46	098-030-017	SFR	\$14.94	098-051-015	SFR	\$14.94
097-450-007	CONDO	\$7.46	098-030-018	SFR	\$14.94	098-051-016	SFR	\$14.94
097-450-008	CONDO	\$7.46	098-030-019	SFR	\$14.94	098-051-017	SFR	\$14.94
097-450-009	CONDO	\$7.46	098-030-020	SFR	\$14.94	098-051-018	SFR	\$14.94
097-450-010	CONDO	\$7.46	098-030-021	SFR	\$14.94	098-051-019	SFR	\$14.94
097-450-011	CONDO	\$7.46	098-030-022	SFR	\$14.94	098-051-020	SFR	\$14.94
097-450-012	CONDO	\$7.46	098-030-023	SFR	\$14.94	098-051-021	SFR	\$14.94
097-450-013	CONDO	\$7.46	098-030-024	SFR	\$14.94	098-051-022	SFR	\$14.94
097-450-014	CONDO	\$7.46	098-030-025	SFR	\$14.94	098-051-023	SFR	\$14.94
097-450-015	CONDO	\$7.46	098-030-026	SFR	\$14.94	098-051-024	SFR	\$14.94
097-450-016	CONDO	\$7.46	098-030-027	SFR	\$14.94	098-051-025	SFR	\$14.94
097-450-017	CONDO	\$7.46	098-030-028	SFR	\$14.94	098-052-001	SFR	\$14.94
097-450-018	CONDO	\$7.46	098-030-029	SFR	\$14.94	098-052-002	SFR	\$14.94
097-450-019	CONDO	\$7.46	098-030-030	SFR	\$14.94	098-052-003	SFR	\$14.94



Assessor's Parcel Number	Property Class	FY18-19 Service Charge	Assessor's Parcel Number	Property Class	FY18-19 Service Charge	Assessor's Parcel Number	Property Class	FY18-19 Service Charge
098-052-004	SFR	\$14.94	098-061-001	SFR	\$14.94	098-063-025	SFR	\$14.94
098-052-005	SFR	\$14.94	098-061-002	SFR	\$14.94	098-063-026	SFR	\$14.94
098-052-006	VSFR	\$7.46	098-061-003	SFR	\$14.94	098-063-027	SFR	\$14.94
098-052-007	SFR	\$14.94	098-061-004	SFR	\$14.94	098-063-028	SFR	\$14.94
098-052-008	SFR	\$14.94	098-061-005	SFR	\$14.94	098-063-029	SFR	\$14.94
098-052-009	SFR	\$14.94	098-061-006	SFR	\$14.94	098-063-030	SFR	\$14.94
098-052-010	SFR	\$14.94	098-061-007	SFR	\$14.94	098-064-001	SFR	\$14.94
098-052-011	SFR	\$14.94	098-061-008	SFR	\$14.94	098-064-002	SFR	\$14.94
098-052-012	SFR	\$14.94	098-061-009	SFR	\$14.94	098-064-003	SFR	\$14.94
098-052-013	SFR	\$14.94	098-061-010	SFR	\$14.94	098-064-004	SFR	\$14.94
098-052-014	SFR	\$14.94	098-061-011	SFR	\$14.94	098-064-005	SFR	\$14.94
098-052-015	SFR	\$14.94	098-061-012	SFR	\$14.94	098-064-006	SFR	\$14.94
098-052-016	SFR	\$14.94	098-061-013	SFR	\$14.94	098-064-007	SFR	\$14.94
098-052-017	SFR	\$14.94	098-061-014	SFR	\$14.94	098-064-008	SFR	\$14.94
098-052-018	SFR	\$14.94	098-061-015	SFR	\$14.94	098-064-009	SFR	\$14.94
098-052-019	SFR	\$14.94	098-061-016	SFR	\$14.94	098-064-010	SFR	\$14.94
098-052-020	SFR	\$14.94	098-062-001	SFR	\$14.94	098-064-011	SFR	\$14.94
098-052-021	SFR	\$14.94	098-062-002	SFR	\$14.94	098-064-012	SFR	\$14.94
098-052-022	SFR	\$14.94	098-062-003	SFR	\$14.94	098-064-013	SFR	\$14.94
098-052-023	SFR	\$14.94	098-062-004	SFR	\$14.94	098-064-014	SFR	\$14.94
098-052-024	SFR	\$14.94	098-062-005	SFR	\$14.94	098-064-015	SFR	\$14.94
098-052-025	SFR	\$14.94	098-062-006	SFR	\$14.94	098-064-016	SFR	\$14.94
098-052-026	SFR	\$14.94	098-062-007	SFR	\$14.94	098-071-001	SFR	\$14.94
098-052-027	SFR	\$14.94	098-062-008	SFR	\$14.94	098-071-002	SFR	\$14.94
098-052-028	SFR	\$14.94	098-062-009	SFR	\$14.94	098-071-003	SFR	\$14.94
098-052-029	SFR	\$14.94	098-062-010	SFR	\$14.94	098-071-004	SFR	\$14.94
098-052-030	SFR	\$14.94	098-062-011	SFR	\$14.94	098-071-005	SFR	\$14.94
098-052-031	SFR	\$14.94	098-062-012	SFR	\$14.94	098-071-006	SFR	\$14.94
098-052-032	SFR	\$14.94	098-063-001	SFR	\$14.94	098-071-007	SFR	\$14.94
098-052-033	SFR	\$14.94	098-063-002	SFR	\$14.94	098-071-008	SFR	\$14.94
098-052-034	SFR	\$14.94	098-063-003	SFR	\$14.94	098-071-009	SFR	\$14.94
098-052-035	SFR	\$14.94	098-063-004	SFR	\$14.94	098-071-010	SFR	\$14.94
098-052-036	SFR	\$14.94	098-063-005	SFR	\$14.94	098-071-011	SFR	\$14.94
098-052-037	SFR	\$14.94	098-063-006	SFR	\$14.94	098-071-012	SFR	\$14.94
098-052-038	SFR	\$14.94	098-063-007	SFR	\$14.94	098-071-013	SFR	\$14.94
098-052-039	SFR	\$14.94	098-063-008	SFR	\$14.94	098-071-014	SFR	\$14.94
098-052-040	SFR	\$14.94	098-063-009	SFR	\$14.94	098-071-015	SFR	\$14.94
098-052-041	SFR	\$14.94	098-063-010	SFR	\$14.94	098-071-016	SFR	\$14.94
098-052-042	SFR	\$14.94	098-063-011	SFR	\$14.94	098-072-001	VSFR	\$7.46
098-052-043	SFR	\$14.94	098-063-012	SFR	\$14.94	098-072-002	SFR	\$14.94
098-052-044	SFR	\$14.94	098-063-013	SFR	\$14.94	098-072-003	SFR	\$14.94
098-052-045	SFR	\$14.94	098-063-014	SFR	\$14.94	098-072-004	SFR	\$14.94
098-052-046	SFR	\$14.94	098-063-015	SFR	\$14.94	098-072-005	SFR	\$14.94
098-052-047	SFR	\$14.94	098-063-016	SFR	\$14.94	098-072-006	SFR	\$14.94
098-052-048	SFR	\$14.94	098-063-017	SFR	\$14.94	098-072-007	SFR	\$14.94
098-052-049	SFR	\$14.94	098-063-018	SFR	\$14.94	098-072-008	SFR	\$14.94
098-052-050	SFR	\$14.94	098-063-019	SFR	\$14.94	098-072-009	MFR2	\$29.88
098-052-051	SFR	\$14.94	098-063-020	SFR	\$14.94	098-072-010	SFR	\$14.94
098-052-052	VSFR	\$7.46	098-063-021	SFR	\$14.94	098-072-011	SFR	\$14.94
098-052-053	VSFR	\$7.46	098-063-022	SFR	\$14.94	098-072-012	SFR	\$14.94
098-052-054	SFR	\$14.94	098-063-023	SFR	\$14.94	098-072-013	SFR	\$14.94
098-052-055	SFR	\$14.94	098-063-024	SFR	\$14.94	098-072-014	SFR	\$14.94

Assessor's Parcel Number	Property Class	FY18-19 Service Charge	Assessor's Parcel Number	Property Class	FY18-19 Service Charge	Assessor's Parcel Number	Property Class	FY18-19 Service Charge
098-072-015	SFR	\$1 4.94	098-074-003	SFR	\$1 4.94	098-075-025	SFR	\$1 4.94
098-072-016	SFR	\$1 4.94	098-074-004	SFR	\$1 4.94	098-075-026	SFR	\$1 4.94
098-072-017	SFR	\$1 4.94	098-074-005	SFR	\$1 4.94	098-075-027	SFR	\$1 4.94
098-072-018	SFR	\$1 4.94	098-074-006	SFR	\$1 4.94	098-075-028	SFR	\$1 4.94
098-072-019	SFR	\$1 4.94	098-074-007	SFR	\$1 4.94	098-075-029	SFR	\$1 4.94
098-072-020	SFR	\$1 4.94	098-074-008	SFR	\$1 4.94	098-075-030	SFR	\$1 4.94
098-072-021	SFR	\$1 4.94	098-074-009	SFR	\$1 4.94	098-075-031	SFR	\$1 4.94
098-072-022	SFR	\$1 4.94	098-074-010	SFR	\$1 4.94	098-075-032	SFR	\$1 4.94
098-072-023	SFR	\$1 4.94	098-074-011	SFR	\$1 4.94	098-075-033	SFR	\$1 4.94
098-072-024	SFR	\$1 4.94	098-074-012	SFR	\$1 4.94	098-081-001	SFR	\$1 4.94
098-072-025	SFR	\$1 4.94	098-074-013	SFR	\$1 4.94	098-081-002	SFR	\$1 4.94
098-072-026	SFR	\$1 4.94	098-074-014	SFR	\$1 4.94	098-081-003	SFR	\$1 4.94
098-072-027	SFR	\$1 4.94	098-074-015	SFR	\$1 4.94	098-081-004	SFR	\$1 4.94
098-072-028	SFR	\$1 4.94	098-074-016	SFR	\$1 4.94	098-081-005	SFR	\$1 4.94
098-072-029	SFR	\$1 4.94	098-074-017	SFR	\$1 4.94	098-081-006	SFR	\$1 4.94
098-072-030	SFR	\$1 4.94	098-074-018	SFR	\$1 4.94	098-081-007	SFR	\$1 4.94
098-072-031	SFR	\$1 4.94	098-074-019	SFR	\$1 4.94	098-081-008	SFR	\$1 4.94
098-072-032	SFR	\$1 4.94	098-074-020	SFR	\$1 4.94	098-081-009	SFR	\$1 4.94
098-073-001	SFR	\$1 4.94	098-074-021	SFR	\$1 4.94	098-081-010	SFR	\$1 4.94
098-073-002	SFR	\$1 4.94	098-074-022	SFR	\$1 4.94	098-081-011	SFR	\$1 4.94
098-073-003	SFR	\$1 4.94	098-074-023	SFR	\$1 4.94	098-081-012	SFR	\$1 4.94
098-073-004	SFR	\$1 4.94	098-074-024	SFR	\$1 4.94	098-081-013	SFR	\$1 4.94
098-073-005	SFR	\$1 4.94	098-074-025	SFR	\$1 4.94	098-081-014	SFR	\$1 4.94
098-073-006	SFR	\$1 4.94	098-074-026	SFR	\$1 4.94	098-081-015	SFR	\$1 4.94
098-073-007	SFR	\$1 4.94	098-074-027	SFR	\$1 4.94	098-081-016	SFR	\$1 4.94
098-073-008	SFR	\$1 4.94	098-074-028	SFR	\$1 4.94	098-081-017	SFR	\$1 4.94
098-073-009	SFR	\$1 4.94	098-074-029	SFR	\$1 4.94	098-081-018	SFR	\$1 4.94
098-073-010	SFR	\$1 4.94	098-074-030	SFR	\$1 4.94	098-081-019	SFR	\$1 4.94
098-073-011	SFR	\$1 4.94	098-074-031	SFR	\$1 4.94	098-081-020	SFR	\$1 4.94
098-073-012	SFR	\$1 4.94	098-074-032	SFR	\$1 4.94	098-081-021	SFR	\$1 4.94
098-073-013	SFR	\$1 4.94	098-075-001	SFR	\$1 4.94	098-081-022	SFR	\$1 4.94
098-073-014	SFR	\$1 4.94	098-075-002	SFR	\$1 4.94	098-081-023	SFR	\$1 4.94
098-073-015	SFR	\$1 4.94	098-075-003	SFR	\$1 4.94	098-081-024	SFR	\$1 4.94
098-073-016	SFR	\$1 4.94	098-075-004	SFR	\$1 4.94	098-081-025	SFR	\$1 4.94
098-073-017	SFR	\$1 4.94	098-075-005	SFR	\$1 4.94	098-081-026	SFR	\$1 4.94
098-073-018	SFR	\$1 4.94	098-075-006	SFR	\$1 4.94	098-081-027	SFR	\$1 4.94
098-073-019	SFR	\$1 4.94	098-075-007	SFR	\$1 4.94	098-081-028	SFR	\$1 4.94
098-073-020	SFR	\$1 4.94	098-075-010	SFR	\$1 4.94	098-081-029	SFR	\$1 4.94
098-073-021	SFR	\$1 4.94	098-075-011	SFR	\$1 4.94	098-081-030	SFR	\$1 4.94
098-073-022	SFR	\$1 4.94	098-075-012	SFR	\$1 4.94	098-081-031	SFR	\$1 4.94
098-073-023	SFR	\$1 4.94	098-075-013	SFR	\$1 4.94	098-081-032	SFR	\$1 4.94
098-073-024	SFR	\$1 4.94	098-075-014	SFR	\$1 4.94	098-082-001	SFR	\$1 4.94
098-073-025	SFR	\$1 4.94	098-075-015	SFR	\$1 4.94	098-082-002	SFR	\$1 4.94
098-073-026	SFR	\$1 4.94	098-075-016	SFR	\$1 4.94	098-082-003	SFR	\$1 4.94
098-073-027	SFR	\$1 4.94	098-075-017	SFR	\$1 4.94	098-082-004	SFR	\$1 4.94
098-073-028	SFR	\$1 4.94	098-075-018	SFR	\$1 4.94	098-082-005	SFR	\$1 4.94
098-073-029	SFR	\$1 4.94	098-075-019	SFR	\$1 4.94	098-082-006	SFR	\$1 4.94
098-073-030	SFR	\$1 4.94	098-075-020	SFR	\$1 4.94	098-082-007	SFR	\$1 4.94
098-073-031	SFR	\$1 4.94	098-075-021	SFR	\$1 4.94	098-082-008	SFR	\$1 4.94
098-073-032	SFR	\$1 4.94	098-075-022	SFR	\$1 4.94	098-082-009	SFR	\$1 4.94
098-074-001	SFR	\$1 4.94	098-075-023	SFR	\$1 4.94	098-082-010	SFR	\$1 4.94
098-074-002	SFR	\$1 4.94	098-075-024	SFR	\$1 4.94	098-082-011	SFR	\$1 4.94

Assessor's Parcel Number	Property Class	FY18-19 Service Charge	Assessor's Parcel Number	Property Class	FY18-19 Service Charge	Assessor's Parcel Number	Property Class	FY18-19 Service Charge
098-082-012	SFR	\$1 4.94	098-092-012	SFR	\$1 4.94	098-093-016	SFR	\$1 4.94
098-082-013	SFR	\$1 4.94	098-092-013	SFR	\$1 4.94	098-093-017	SFR	\$1 4.94
098-082-014	SFR	\$1 4.94	098-092-014	SFR	\$1 4.94	098-093-018	SFR	\$1 4.94
098-082-015	SFR	\$1 4.94	098-092-015	SFR	\$1 4.94	098-093-019	SFR	\$1 4.94
098-082-016	SFR	\$1 4.94	098-092-016	SFR	\$1 4.94	098-093-020	SFR	\$1 4.94
098-082-017	SFR	\$1 4.94	098-092-017	SFR	\$1 4.94	098-093-021	SFR	\$1 4.94
098-083-001	SFR	\$1 4.94	098-092-018	SFR	\$1 4.94	098-094-001	SFR	\$1 4.94
098-083-002	SFR	\$1 4.94	098-092-019	SFR	\$1 4.94	098-094-002	SFR	\$1 4.94
098-083-003	SFR	\$1 4.94	098-092-020	SFR	\$1 4.94	098-094-003	SFR	\$1 4.94
098-083-004	SFR	\$1 4.94	098-092-021	SFR	\$1 4.94	098-094-004	SFR	\$1 4.94
098-083-005	SFR	\$1 4.94	098-092-022	SFR	\$1 4.94	098-094-005	SFR	\$1 4.94
098-083-006	SFR	\$1 4.94	098-092-023	SFR	\$1 4.94	098-094-006	SFR	\$1 4.94
098-083-007	SFR	\$1 4.94	098-092-024	SFR	\$1 4.94	098-094-007	SFR	\$1 4.94
098-083-008	SFR	\$1 4.94	098-092-025	SFR	\$1 4.94	098-094-008	SFR	\$1 4.94
098-084-001	SFR	\$1 4.94	098-092-026	SFR	\$1 4.94	098-094-009	SFR	\$1 4.94
098-084-002	SFR	\$1 4.94	098-092-027	SFR	\$1 4.94	098-094-010	SFR	\$1 4.94
098-084-003	SFR	\$1 4.94	098-092-028	SFR	\$1 4.94	098-094-011	SFR	\$1 4.94
098-084-004	SFR	\$1 4.94	098-092-029	SFR	\$1 4.94	098-094-012	SFR	\$1 4.94
098-084-005	SFR	\$1 4.94	098-092-030	SFR	\$1 4.94	098-094-013	SFR	\$1 4.94
098-084-006	SFR	\$1 4.94	098-092-031	SFR	\$1 4.94	098-094-014	SFR	\$1 4.94
098-084-007	SFR	\$1 4.94	098-092-032	SFR	\$1 4.94	098-094-015	SFR	\$1 4.94
098-084-008	SFR	\$1 4.94	098-092-033	SFR	\$1 4.94	098-094-016	SFR	\$1 4.94
098-084-009	SFR	\$1 4.94	098-092-034	SFR	\$1 4.94	098-094-017	SFR	\$1 4.94
098-084-010	SFR	\$1 4.94	098-092-035	SFR	\$1 4.94	098-094-018	SFR	\$1 4.94
098-084-011	SFR	\$1 4.94	098-092-036	SFR	\$1 4.94	098-094-019	SFR	\$1 4.94
098-084-012	SFR	\$1 4.94	098-092-037	SFR	\$1 4.94	098-094-020	SFR	\$1 4.94
098-084-013	SFR	\$1 4.94	098-092-038	SFR	\$1 4.94	098-094-021	SFR	\$1 4.94
098-084-014	SFR	\$1 4.94	098-092-039	SFR	\$1 4.94	098-094-022	SFR	\$1 4.94
098-091-004	SFR	\$1 4.94	098-092-040	SFR	\$1 4.94	098-094-023	SFR	\$1 4.94
098-091-005	SFR	\$1 4.94	098-092-041	SFR	\$1 4.94	098-101-001	SFR	\$1 4.94
098-091-006	SFR	\$1 4.94	098-092-042	SFR	\$1 4.94	098-101-002	SFR	\$1 4.94
098-091-007	SFR	\$1 4.94	098-092-043	SFR	\$1 4.94	098-101-004	SFR	\$1 4.94
098-091-008	SFR	\$1 4.94	098-092-044	SFR	\$1 4.94	098-101-005	SFR	\$1 4.94
098-091-009	SFR	\$1 4.94	098-092-045	SFR	\$1 4.94	098-101-006	SFR	\$1 4.94
098-091-010	SFR	\$1 4.94	098-092-046	SFR	\$1 4.94	098-101-007	SFR	\$1 4.94
098-091-011	SFR	\$1 4.94	098-092-047	SFR	\$1 4.94	098-101-008	SFR	\$1 4.94
098-091-012	SFR	\$1 4.94	098-092-048	SFR	\$1 4.94	098-101-009	SFR	\$1 4.94
098-091-013	SFR	\$1 4.94	098-093-001	SFR	\$1 4.94	098-101-010	SFR	\$1 4.94
098-091-014	SFR	\$1 4.94	098-093-002	SFR	\$1 4.94	098-101-011	SFR	\$1 4.94
098-091-015	SFR	\$1 4.94	098-093-003	SFR	\$1 4.94	098-101-012	SFR	\$1 4.94
098-091-016	SFR	\$1 4.94	098-093-004	SFR	\$1 4.94	098-101-013	SFR	\$1 4.94
098-092-001	SFR	\$1 4.94	098-093-005	SFR	\$1 4.94	098-101-014	SFR	\$1 4.94
098-092-002	SFR	\$1 4.94	098-093-006	SFR	\$1 4.94	098-101-015	SFR	\$1 4.94
098-092-003	SFR	\$1 4.94	098-093-007	SFR	\$1 4.94	098-101-016	SFR	\$1 4.94
098-092-004	SFR	\$1 4.94	098-093-008	SFR	\$1 4.94	098-101-017	SFR	\$1 4.94
098-092-005	SFR	\$1 4.94	098-093-009	SFR	\$1 4.94	098-101-018	SFR	\$1 4.94
098-092-006	SFR	\$1 4.94	098-093-010	SFR	\$1 4.94	098-101-019	SFR	\$1 4.94
098-092-007	SFR	\$1 4.94	098-093-011	SFR	\$1 4.94	098-102-001	SFR	\$1 4.94
098-092-008	SFR	\$1 4.94	098-093-012	SFR	\$1 4.94	098-102-002	SFR	\$1 4.94
098-092-009	SFR	\$1 4.94	098-093-013	SFR	\$1 4.94	098-102-003	SFR	\$1 4.94
098-092-010	SFR	\$1 4.94	098-093-014	SFR	\$1 4.94	098-102-004	SFR	\$1 4.94
098-092-011	SFR	\$1 4.94	098-093-015	SFR	\$1 4.94	098-102-005	SFR	\$1 4.94

Assessor's Parcel Number	Property Class	FY18-19 Service Charge	Assessor's Parcel Number	Property Class	FY18-19 Service Charge	Assessor's Parcel Number	Property Class	FY18-19 Service Charge
098-102-006	SFR	\$1 4.94	098-123-003	SFR	\$1 4.94	098-142-013	SFR	\$1 4.94
098-102-007	SFR	\$1 4.94	098-123-004	SFR	\$1 4.94	098-142-014	SFR	\$1 4.94
098-102-008	SFR	\$1 4.94	098-124-001	SFR	\$1 4.94	098-142-015	SFR	\$1 4.94
098-102-009	SFR	\$1 4.94	098-126-010	SFR	\$1 4.94	098-142-016	SFR	\$1 4.94
098-102-010	SFR	\$1 4.94	098-126-011	SFR	\$1 4.94	098-142-017	SFR	\$1 4.94
098-102-011	SFR	\$1 4.94	098-126-012	SFR	\$1 4.94	098-142-018	SFR	\$1 4.94
098-102-012	SFR	\$1 4.94	098-126-013	SFR	\$1 4.94	098-142-019	SFR	\$1 4.94
098-103-001	SFR	\$1 4.94	098-126-014	SFR	\$1 4.94	098-142-020	SFR	\$1 4.94
098-103-002	SFR	\$1 4.94	098-126-015	SFR	\$1 4.94	098-142-021	SFR	\$1 4.94
098-103-003	SFR	\$1 4.94	098-126-016	SFR	\$1 4.94	098-142-022	SFR	\$1 4.94
098-103-004	SFR	\$1 4.94	098-126-018	SFR	\$1 4.94	098-142-023	SFR	\$1 4.94
098-103-005	SFR	\$1 4.94	098-126-019	SFR	\$1 4.94	098-142-025	SFR	\$1 4.94
098-103-006	SFR	\$1 4.94	098-126-020	SFR	\$1 4.94	098-142-026	SFR	\$1 4.94
098-103-007	SFR	\$1 4.94	098-126-021	SFR	\$1 4.94	098-142-027	SFR	\$1 4.94
098-103-008	SFR	\$1 4.94	098-126-022	SFR	\$1 4.94	098-142-028	SFR	\$1 4.94
098-103-009	SFR	\$1 4.94	098-126-023	SFR	\$1 4.94	098-142-029	SFR	\$1 4.94
098-103-010	SFR	\$1 4.94	098-126-024	SFR	\$1 4.94	098-142-030	SFR	\$1 4.94
098-103-011	SFR	\$1 4.94	098-126-025	SFR	\$1 4.94	098-142-031	SFR	\$1 4.94
098-103-012	SFR	\$1 4.94	098-127-009	SFR	\$1 4.94	098-142-032	SFR	\$1 4.94
098-103-013	SFR	\$1 4.94	098-127-010	SFR	\$1 4.94	098-143-001	SFR	\$1 4.94
098-103-014	SFR	\$1 4.94	098-127-011	SFR	\$1 4.94	098-143-002	SFR	\$1 4.94
098-103-015	SFR	\$1 4.94	098-127-012	SFR	\$1 4.94	098-143-003	SFR	\$1 4.94
098-103-016	SFR	\$1 4.94	098-127-013	SFR	\$1 4.94	098-143-004	SFR	\$1 4.94
098-103-017	SFR	\$1 4.94	098-127-014	SFR	\$1 4.94	098-143-005	SFR	\$1 4.94
098-103-018	SFR	\$1 4.94	098-127-015	SFR	\$1 4.94	098-143-006	SFR	\$1 4.94
098-103-019	SFR	\$1 4.94	098-127-016	SFR	\$1 4.94	098-143-007	SFR	\$1 4.94
098-104-001	SFR	\$1 4.94	098-141-001	SFR	\$1 4.94	098-143-008	SFR	\$1 4.94
098-104-002	SFR	\$1 4.94	098-141-002	SFR	\$1 4.94	098-143-009	SFR	\$1 4.94
098-104-003	SFR	\$1 4.94	098-141-003	SFR	\$1 4.94	098-143-010	SFR	\$1 4.94
098-105-001	SFR	\$1 4.94	098-141-004	SFR	\$1 4.94	098-143-011	SFR	\$1 4.94
098-105-002	SFR	\$1 4.94	098-141-005	SFR	\$1 4.94	098-143-012	SFR	\$1 4.94
098-105-003	SFR	\$1 4.94	098-141-006	SFR	\$1 4.94	098-143-013	SFR	\$1 4.94
098-105-004	SFR	\$1 4.94	098-141-007	SFR	\$1 4.94	098-143-014	SFR	\$1 4.94
098-105-005	SFR	\$1 4.94	098-141-008	SFR	\$1 4.94	098-143-015	SFR	\$1 4.94
098-105-006	SFR	\$1 4.94	098-141-009	SFR	\$1 4.94	098-155-001	SFR	\$1 4.94
098-105-007	SFR	\$1 4.94	098-141-010	SFR	\$1 4.94	098-155-002	SFR	\$1 4.94
098-105-008	SFR	\$1 4.94	098-141-011	SFR	\$1 4.94	098-155-003	SFR	\$1 4.94
098-106-001	SFR	\$1 4.94	098-141-012	SFR	\$1 4.94	098-155-004	SFR	\$1 4.94
098-106-002	SFR	\$1 4.94	098-141-013	SFR	\$1 4.94	098-155-005	SFR	\$1 4.94
098-106-003	SFR	\$1 4.94	098-141-014	SFR	\$1 4.94	098-155-006	SFR	\$1 4.94
098-106-004	SFR	\$1 4.94	098-141-015	SFR	\$1 4.94	098-155-007	SFR	\$1 4.94
098-121-001	SFR	\$1 4.94	098-142-001	SFR	\$1 4.94	098-155-008	SFR	\$1 4.94
098-121-002	SFR	\$1 4.94	098-142-002	SFR	\$1 4.94	098-155-009	SFR	\$1 4.94
098-121-003	SFR	\$1 4.94	098-142-003	SFR	\$1 4.94	098-155-010	SFR	\$1 4.94
098-121-004	SFR	\$1 4.94	098-142-004	SFR	\$1 4.94	098-155-011	SFR	\$1 4.94
098-121-006	SFR	\$1 4.94	098-142-005	SFR	\$1 4.94	098-155-012	SFR	\$1 4.94
098-121-007	SFR	\$1 4.94	098-142-006	SFR	\$1 4.94	098-155-013	SFR	\$1 4.94
098-122-001	SFR	\$1 4.94	098-142-007	SFR	\$1 4.94	098-155-014	SFR	\$1 4.94
098-122-002	SFR	\$1 4.94	098-142-008	SFR	\$1 4.94	098-155-015	SFR	\$1 4.94
098-122-003	SFR	\$1 4.94	098-142-010	SFR	\$1 4.94	098-155-016	SFR	\$1 4.94
098-123-001	SFR	\$1 4.94	098-142-011	SFR	\$1 4.94	098-155-017	SFR	\$1 4.94
098-123-002	SFR	\$1 4.94	098-142-012	SFR	\$1 4.94	098-155-018	SFR	\$1 4.94

Assessor's Parcel Number	Property Class	FY18-19 Service Charge	Assessor's Parcel Number	Property Class	FY18-19 Service Charge	Assessor's Parcel Number	Property Class	FY18-19 Service Charge
098-155-019	SFR	\$1 4.94	098-165-003	SFR	\$1 4.94	098-174-004	SFR	\$1 4.94
098-155-020	SFR	\$1 4.94	098-165-004	SFR	\$1 4.94	098-174-005	SFR	\$1 4.94
098-155-021	SFR	\$1 4.94	098-165-005	SFR	\$1 4.94	098-174-006	SFR	\$1 4.94
098-155-022	SFR	\$1 4.94	098-165-006	SFR	\$1 4.94	098-174-007	SFR	\$1 4.94
098-155-023	SFR	\$1 4.94	098-165-007	SFR	\$1 4.94	098-174-008	SFR	\$1 4.94
098-155-024	SFR	\$1 4.94	098-165-008	SFR	\$1 4.94	098-174-009	SFR	\$1 4.94
098-155-025	SFR	\$1 4.94	098-165-009	SFR	\$1 4.94	098-174-010	SFR	\$1 4.94
098-156-001	SFR	\$1 4.94	098-165-010	SFR	\$1 4.94	098-175-001	SFR	\$1 4.94
098-156-002	SFR	\$1 4.94	098-165-011	SFR	\$1 4.94	098-175-002	SFR	\$1 4.94
098-156-003	SFR	\$1 4.94	098-165-012	SFR	\$1 4.94	098-175-003	SFR	\$1 4.94
098-156-004	SFR	\$1 4.94	098-165-013	SFR	\$1 4.94	098-175-004	SFR	\$1 4.94
098-156-005	SFR	\$1 4.94	098-171-005	SFR	\$1 4.94	098-175-005	SFR	\$1 4.94
098-156-006	SFR	\$1 4.94	098-171-006	SFR	\$1 4.94	098-175-006	SFR	\$1 4.94
098-156-007	SFR	\$1 4.94	098-171-007	SFR	\$1 4.94	098-175-007	SFR	\$1 4.94
098-156-008	SFR	\$1 4.94	098-171-008	SFR	\$1 4.94	098-175-008	SFR	\$1 4.94
098-156-009	SFR	\$1 4.94	098-171-009	SFR	\$1 4.94	098-175-009	SFR	\$1 4.94
098-156-010	SFR	\$1 4.94	098-171-010	SFR	\$1 4.94	098-175-010	SFR	\$1 4.94
098-156-011	SFR	\$1 4.94	098-171-011	SFR	\$1 4.94	098-175-011	SFR	\$1 4.94
098-161-001	SFR	\$1 4.94	098-171-012	SFR	\$1 4.94	098-175-012	SFR	\$1 4.94
098-161-002	SFR	\$1 4.94	098-172-005	SFR	\$1 4.94	098-175-013	SFR	\$1 4.94
098-161-003	SFR	\$1 4.94	098-172-006	SFR	\$1 4.94	098-180-005	VSFR	\$7.46
098-161-004	SFR	\$1 4.94	098-172-007	SFR	\$1 4.94	098-180-007	SFR	\$1 4.94
098-161-005	SFR	\$1 4.94	098-172-008	SFR	\$1 4.94	098-180-010	SFR	\$1 4.94
098-162-004	SFR	\$1 4.94	098-172-009	SFR	\$1 4.94	098-180-015	SFR	\$1 4.94
098-162-005	SFR	\$1 4.94	098-172-010	SFR	\$1 4.94	098-180-016	SFR	\$1 4.94
098-162-006	SFR	\$1 4.94	098-172-011	SFR	\$1 4.94	098-180-017	SFR	\$1 4.94
098-162-007	SFR	\$1 4.94	098-172-012	SFR	\$1 4.94	098-180-021	SFR	\$1 4.94
098-162-008	SFR	\$1 4.94	098-172-013	SFR	\$1 4.94	098-180-022	SFR	\$1 4.94
098-162-009	SFR	\$1 4.94	098-172-014	SFR	\$1 4.94	098-180-025	SFR	\$1 4.94
098-162-010	SFR	\$1 4.94	098-172-015	SFR	\$1 4.94	098-180-026	SFR	\$1 4.94
098-162-011	SFR	\$1 4.94	098-172-016	SFR	\$1 4.94	098-180-028	SFR	\$1 4.94
098-162-012	SFR	\$1 4.94	098-172-017	SFR	\$1 4.94	098-180-029	SFR	\$1 4.94
098-163-004	SFR	\$1 4.94	098-173-001	SFR	\$1 4.94	098-180-033	SFR	\$1 4.94
098-163-005	SFR	\$1 4.94	098-173-002	SFR	\$1 4.94	098-180-034	SFR	\$1 4.94
098-163-006	SFR	\$1 4.94	098-173-003	SFR	\$1 4.94	098-180-035	SFR	\$1 4.94
098-163-007	SFR	\$1 4.94	098-173-004	SFR	\$1 4.94	098-180-036	SFR	\$1 4.94
098-163-008	SFR	\$1 4.94	098-173-005	SFR	\$1 4.94	098-180-037	SFR	\$1 4.94
098-163-009	SFR	\$1 4.94	098-173-006	SFR	\$1 4.94	098-180-041	VSFR	\$7.46
098-163-010	SFR	\$1 4.94	098-173-007	SFR	\$1 4.94	098-180-043	VSFR	\$7.46
098-163-011	SFR	\$1 4.94	098-173-008	SFR	\$1 4.94	098-190-002	SFR	\$1 4.94
098-163-012	SFR	\$1 4.94	098-173-009	SFR	\$1 4.94	098-190-003	SFR	\$1 4.94
098-164-004	SFR	\$1 4.94	098-173-010	SFR	\$1 4.94	098-190-004	SFR	\$1 4.94
098-164-005	SFR	\$1 4.94	098-173-011	SFR	\$1 4.94	098-190-006	SFR	\$1 4.94
098-164-006	SFR	\$1 4.94	098-173-012	SFR	\$1 4.94	098-190-008	SFR	\$1 4.94
098-164-007	SFR	\$1 4.94	098-173-013	SFR	\$1 4.94	098-190-015	INST	\$74.70
098-164-008	SFR	\$1 4.94	098-173-014	SFR	\$1 4.94	098-190-017	SFR	\$1 4.94
098-164-009	SFR	\$1 4.94	098-173-015	SFR	\$1 4.94	098-190-018	SFR	\$1 4.94
098-164-010	SFR	\$1 4.94	098-173-016	SFR	\$1 4.94	098-190-019	SFR	\$1 4.94
098-164-011	SFR	\$1 4.94	098-173-017	SFR	\$1 4.94	098-190-024	SFR	\$1 4.94
098-164-012	SFR	\$1 4.94	098-174-001	SFR	\$1 4.94	098-190-025	SFR	\$1 4.94
098-165-001	SFR	\$1 4.94	098-174-002	SFR	\$1 4.94	098-190-026	SFR	\$1 4.94
098-165-002	SFR	\$1 4.94	098-174-003	SFR	\$1 4.94	098-190-028	SFR	\$1 4.94

Assessor's Parcel Number	Property Class	FY18-19 Service Charge	Assessor's Parcel Number	Property Class	FY18-19 Service Charge	Assessor's Parcel Number	Property Class	FY18-19 Service Charge
098-190-029	SFR	\$14.94	098-291-011	SFR	\$14.94	098-301-007	SFR	\$14.94
098-190-030	SFR	\$14.94	098-291-012	SFR	\$14.94	098-301-008	SFR	\$14.94
098-210-001	VSFR	\$7.46	098-291-013	SFR	\$14.94	098-301-009	SFR	\$14.94
098-210-026	COM	\$74.70	098-291-014	SFR	\$14.94	098-301-010	SFR	\$14.94
098-230-001	SFR	\$14.94	098-291-015	SFR	\$14.94	098-301-011	SFR	\$14.94
098-230-007	SFR	\$14.94	098-292-001	SFR	\$14.94	098-301-012	SFR	\$14.94
098-230-022	SFR	\$14.94	098-292-002	SFR	\$14.94	098-301-013	SFR	\$14.94
098-230-023	VSFR	\$7.46	098-292-003	SFR	\$14.94	098-301-014	SFR	\$14.94
098-230-048	IND	\$74.70	098-292-004	SFR	\$14.94	098-301-015	SFR	\$14.94
098-230-049	INST	\$74.70	098-292-005	SFR	\$14.94	098-302-001	SFR	\$14.94
098-230-050	VCOM	\$7.46	098-292-006	SFR	\$14.94	098-302-002	SFR	\$14.94
098-240-003	MISC	\$7.46	098-292-007	SFR	\$14.94	098-302-003	SFR	\$14.94
098-240-024	IND	\$74.70	098-292-008	SFR	\$14.94	098-302-004	SFR	\$14.94
098-240-057	COM	\$74.70	098-292-009	SFR	\$14.94	098-302-005	SFR	\$14.94
098-240-058	VMFR	\$7.46	098-292-010	SFR	\$14.94	098-302-006	SFR	\$14.94
098-240-059	VMFR	\$7.46	098-292-011	SFR	\$14.94	098-302-007	SFR	\$14.94
098-240-060	MFR8	\$119.52	098-292-012	SFR	\$14.94	098-302-008	SFR	\$14.94
098-250-019	MISC	\$7.46	098-292-013	SFR	\$14.94	098-302-009	SFR	\$14.94
098-250-020	MISC	\$7.46	098-292-014	SFR	\$14.94	098-302-010	SFR	\$14.94
098-281-001	SFR	\$14.94	098-292-015	SFR	\$14.94	098-302-011	SFR	\$14.94
098-281-002	SFR	\$14.94	098-292-016	SFR	\$14.94	098-302-012	SFR	\$14.94
098-281-003	VSFR	\$7.46	098-292-017	SFR	\$14.94	098-302-013	SFR	\$14.94
098-281-004	SFR	\$14.94	098-292-018	SFR	\$14.94	098-302-014	SFR	\$14.94
098-281-005	SFR	\$14.94	098-292-019	SFR	\$14.94	098-302-015	SFR	\$14.94
098-281-006	SFR	\$14.94	098-292-020	SFR	\$14.94	098-311-001	SFR	\$14.94
098-281-007	SFR	\$14.94	098-292-021	SFR	\$14.94	098-311-002	SFR	\$14.94
098-281-008	SFR	\$14.94	098-292-022	SFR	\$14.94	098-311-003	SFR	\$14.94
098-281-009	SFR	\$14.94	098-292-023	SFR	\$14.94	098-311-004	SFR	\$14.94
098-281-010	SFR	\$14.94	098-292-024	SFR	\$14.94	098-311-005	SFR	\$14.94
098-281-011	SFR	\$14.94	098-292-025	SFR	\$14.94	098-311-006	SFR	\$14.94
098-282-001	SFR	\$14.94	098-292-026	SFR	\$14.94	098-311-007	SFR	\$14.94
098-282-002	SFR	\$14.94	098-292-027	SFR	\$14.94	098-311-008	SFR	\$14.94
098-282-003	SFR	\$14.94	098-292-028	SFR	\$14.94	098-311-009	SFR	\$14.94
098-282-004	SFR	\$14.94	098-292-029	SFR	\$14.94	098-311-010	SFR	\$14.94
098-282-005	SFR	\$14.94	098-293-001	SFR	\$14.94	098-311-011	SFR	\$14.94
098-282-006	SFR	\$14.94	098-293-002	SFR	\$14.94	098-311-012	SFR	\$14.94
098-282-007	SFR	\$14.94	098-293-003	SFR	\$14.94	098-311-013	SFR	\$14.94
098-282-008	SFR	\$14.94	098-293-004	SFR	\$14.94	098-311-014	SFR	\$14.94
098-282-009	SFR	\$14.94	098-293-005	SFR	\$14.94	098-311-015	SFR	\$14.94
098-282-010	SFR	\$14.94	098-293-006	SFR	\$14.94	098-312-001	SFR	\$14.94
098-282-011	SFR	\$14.94	098-294-001	SFR	\$14.94	098-312-002	SFR	\$14.94
098-282-012	SFR	\$14.94	098-294-002	SFR	\$14.94	098-312-003	SFR	\$14.94
098-291-001	SFR	\$14.94	098-294-003	SFR	\$14.94	098-312-004	SFR	\$14.94
098-291-002	SFR	\$14.94	098-294-004	SFR	\$14.94	098-312-005	SFR	\$14.94
098-291-003	SFR	\$14.94	098-295-001	SFR	\$14.94	098-312-006	SFR	\$14.94
098-291-004	SFR	\$14.94	098-295-002	SFR	\$14.94	098-312-007	SFR	\$14.94
098-291-005	SFR	\$14.94	098-301-001	SFR	\$14.94	098-312-008	SFR	\$14.94
098-291-006	SFR	\$14.94	098-301-002	SFR	\$14.94	098-312-009	SFR	\$14.94
098-291-007	SFR	\$14.94	098-301-003	SFR	\$14.94	098-312-010	SFR	\$14.94
098-291-008	SFR	\$14.94	098-301-004	SFR	\$14.94	098-312-011	SFR	\$14.94
098-291-009	SFR	\$14.94	098-301-005	SFR	\$14.94	098-312-012	SFR	\$14.94
098-291-010	SFR	\$14.94	098-301-006	SFR	\$14.94	098-312-013	SFR	\$14.94

Assessor's Parcel Number	Property Class	FY18-19 Service Charge	Assessor's Parcel Number	Property Class	FY18-19 Service Charge	Assessor's Parcel Number	Property Class	FY18-19 Service Charge
098-312-014	SFR	\$14.94	098-321-006	SFR	\$14.94	098-331-020	SFR	\$14.94
098-312-015	SFR	\$14.94	098-321-007	SFR	\$14.94	098-331-021	SFR	\$14.94
098-312-016	SFR	\$14.94	098-321-008	SFR	\$14.94	098-331-022	SFR	\$14.94
098-312-017	SFR	\$14.94	098-321-009	SFR	\$14.94	098-331-023	SFR	\$14.94
098-312-018	SFR	\$14.94	098-321-010	SFR	\$14.94	098-331-024	SFR	\$14.94
098-313-001	SFR	\$14.94	098-321-011	SFR	\$14.94	098-331-025	SFR	\$14.94
098-313-002	SFR	\$14.94	098-321-012	SFR	\$14.94	098-331-026	SFR	\$14.94
098-313-003	SFR	\$14.94	098-322-001	SFR	\$14.94	098-331-027	SFR	\$14.94
098-313-004	SFR	\$14.94	098-322-002	SFR	\$14.94	098-331-028	SFR	\$14.94
098-313-005	SFR	\$14.94	098-322-003	SFR	\$14.94	098-331-029	SFR	\$14.94
098-313-006	SFR	\$14.94	098-322-004	SFR	\$14.94	098-331-030	SFR	\$14.94
098-313-007	SFR	\$14.94	098-322-005	SFR	\$14.94	098-332-001	SFR	\$14.94
098-313-008	SFR	\$14.94	098-322-006	SFR	\$14.94	098-332-002	SFR	\$14.94
098-313-009	SFR	\$14.94	098-322-007	SFR	\$14.94	098-332-003	SFR	\$14.94
098-313-010	SFR	\$14.94	098-322-008	SFR	\$14.94	098-332-004	SFR	\$14.94
098-313-011	SFR	\$14.94	098-322-009	SFR	\$14.94	098-332-005	SFR	\$14.94
098-313-012	SFR	\$14.94	098-322-010	SFR	\$14.94	098-332-006	SFR	\$14.94
098-313-013	SFR	\$14.94	098-322-011	SFR	\$14.94	098-332-007	SFR	\$14.94
098-313-014	SFR	\$14.94	098-322-012	SFR	\$14.94	098-332-008	SFR	\$14.94
098-313-015	SFR	\$14.94	098-322-013	SFR	\$14.94	098-332-009	SFR	\$14.94
098-313-016	SFR	\$14.94	098-322-014	SFR	\$14.94	098-332-010	SFR	\$14.94
098-313-017	SFR	\$14.94	098-322-015	SFR	\$14.94	098-332-011	SFR	\$14.94
098-313-018	SFR	\$14.94	098-322-016	SFR	\$14.94	098-332-012	SFR	\$14.94
098-313-019	SFR	\$14.94	098-322-017	SFR	\$14.94	098-332-013	SFR	\$14.94
098-313-020	SFR	\$14.94	098-322-018	SFR	\$14.94	098-332-014	SFR	\$14.94
098-313-021	SFR	\$14.94	098-322-019	SFR	\$14.94	098-332-015	SFR	\$14.94
098-313-022	SFR	\$14.94	098-322-020	SFR	\$14.94	098-332-016	SFR	\$14.94
098-314-001	SFR	\$14.94	098-322-021	SFR	\$14.94	098-332-017	SFR	\$14.94
098-314-002	SFR	\$14.94	098-322-022	SFR	\$14.94	098-332-018	SFR	\$14.94
098-314-003	SFR	\$14.94	098-322-023	SFR	\$14.94	098-333-001	SFR	\$14.94
098-314-004	SFR	\$14.94	098-322-024	SFR	\$14.94	098-333-002	SFR	\$14.94
098-314-005	SFR	\$14.94	098-322-025	SFR	\$14.94	098-333-003	SFR	\$14.94
098-314-006	SFR	\$14.94	098-322-026	SFR	\$14.94	098-333-004	SFR	\$14.94
098-314-007	SFR	\$14.94	098-331-001	SFR	\$14.94	098-333-005	SFR	\$14.94
098-314-008	SFR	\$14.94	098-331-002	SFR	\$14.94	098-333-006	SFR	\$14.94
098-314-009	SFR	\$14.94	098-331-003	SFR	\$14.94	098-333-007	SFR	\$14.94
098-314-010	SFR	\$14.94	098-331-004	SFR	\$14.94	098-333-008	SFR	\$14.94
098-314-011	SFR	\$14.94	098-331-005	SFR	\$14.94	098-334-001	SFR	\$14.94
098-314-012	SFR	\$14.94	098-331-006	SFR	\$14.94	098-334-002	SFR	\$14.94
098-314-013	SFR	\$14.94	098-331-007	SFR	\$14.94	098-334-003	SFR	\$14.94
098-314-014	SFR	\$14.94	098-331-008	SFR	\$14.94	098-334-004	SFR	\$14.94
098-314-015	SFR	\$14.94	098-331-009	SFR	\$14.94	098-334-005	SFR	\$14.94
098-314-016	SFR	\$14.94	098-331-010	SFR	\$14.94	098-340-002	COM	\$74.70
098-314-017	SFR	\$14.94	098-331-011	SFR	\$14.94	098-340-009	VCOM	\$7.46
098-314-018	SFR	\$14.94	098-331-012	SFR	\$14.94	098-350-013	SFR	\$14.94
098-314-019	SFR	\$14.94	098-331-013	SFR	\$14.94	098-350-014	SFR	\$14.94
098-314-020	SFR	\$14.94	098-331-014	SFR	\$14.94	098-350-015	SFR	\$14.94
098-321-001	SFR	\$14.94	098-331-015	SFR	\$14.94	098-350-016	SFR	\$14.94
098-321-002	SFR	\$14.94	098-331-016	SFR	\$14.94	098-350-017	SFR	\$14.94
098-321-003	SFR	\$14.94	098-331-017	SFR	\$14.94	098-350-018	SFR	\$14.94
098-321-004	SFR	\$14.94	098-331-018	SFR	\$14.94	098-350-019	SFR	\$14.94
098-321-005	SFR	\$14.94	098-331-019	SFR	\$14.94	098-350-020	SFR	\$14.94

Assessor's Parcel Number	Property Class	FY18-19 Service Charge	Assessor's Parcel Number	Property Class	FY18-19 Service Charge	Assessor's Parcel Number	Property Class	FY18-19 Service Charge
098-350-021	SFR	\$1 4.94	098-361-018	SFR	\$1 4.94	098-373-006	SFR	\$1 4.94
098-350-022	SFR	\$1 4.94	098-361-019	SFR	\$1 4.94	098-373-007	SFR	\$1 4.94
098-350-023	SFR	\$1 4.94	098-361-020	SFR	\$1 4.94	098-373-008	SFR	\$1 4.94
098-350-024	SFR	\$1 4.94	098-361-021	SFR	\$1 4.94	098-373-009	SFR	\$1 4.94
098-350-025	SFR	\$1 4.94	098-362-002	SFR	\$1 4.94	098-373-010	SFR	\$1 4.94
098-350-026	SFR	\$1 4.94	098-362-003	SFR	\$1 4.94	098-373-011	SFR	\$1 4.94
098-350-027	SFR	\$1 4.94	098-362-004	SFR	\$1 4.94	098-373-012	SFR	\$1 4.94
098-350-028	SFR	\$1 4.94	098-362-005	SFR	\$1 4.94	098-373-013	SFR	\$1 4.94
098-350-029	SFR	\$1 4.94	098-362-006	SFR	\$1 4.94	098-373-014	SFR	\$1 4.94
098-350-030	SFR	\$1 4.94	098-362-007	SFR	\$1 4.94	098-373-015	SFR	\$1 4.94
098-350-031	SFR	\$1 4.94	098-362-008	SFR	\$1 4.94	098-373-016	SFR	\$1 4.94
098-350-032	SFR	\$1 4.94	098-362-009	SFR	\$1 4.94	098-373-017	SFR	\$1 4.94
098-350-033	SFR	\$1 4.94	098-362-010	SFR	\$1 4.94	098-373-018	SFR	\$1 4.94
098-350-034	SFR	\$1 4.94	098-362-011	MFR5	\$74.70	098-373-019	SFR	\$1 4.94
098-350-035	SFR	\$1 4.94	098-371-003	SFR	\$1 4.94	098-373-020	SFR	\$1 4.94
098-350-036	SFR	\$1 4.94	098-371-004	SFR	\$1 4.94	098-373-021	SFR	\$1 4.94
098-350-037	SFR	\$1 4.94	098-371-005	SFR	\$1 4.94	098-373-022	SFR	\$1 4.94
098-350-038	SFR	\$1 4.94	098-371-006	SFR	\$1 4.94	098-373-023	SFR	\$1 4.94
098-350-039	SFR	\$1 4.94	098-371-007	SFR	\$1 4.94	098-373-024	SFR	\$1 4.94
098-350-040	SFR	\$1 4.94	098-371-008	SFR	\$1 4.94	098-373-025	SFR	\$1 4.94
098-350-041	SFR	\$1 4.94	098-371-009	SFR	\$1 4.94	098-373-026	SFR	\$1 4.94
098-350-042	SFR	\$1 4.94	098-371-010	SFR	\$1 4.94	098-373-027	SFR	\$1 4.94
098-350-043	SFR	\$1 4.94	098-371-011	SFR	\$1 4.94	098-373-028	SFR	\$1 4.94
098-351-001	SFR	\$1 4.94	098-371-012	SFR	\$1 4.94	098-374-001	SFR	\$1 4.94
098-351-002	SFR	\$1 4.94	098-371-013	SFR	\$1 4.94	098-374-002	SFR	\$1 4.94
098-351-003	SFR	\$1 4.94	098-371-014	SFR	\$1 4.94	098-374-003	SFR	\$1 4.94
098-351-004	SFR	\$1 4.94	098-371-015	SFR	\$1 4.94	098-374-004	SFR	\$1 4.94
098-351-005	SFR	\$1 4.94	098-371-016	SFR	\$1 4.94	098-374-005	SFR	\$1 4.94
098-351-006	SFR	\$1 4.94	098-371-017	SFR	\$1 4.94	098-374-006	SFR	\$1 4.94
098-351-007	SFR	\$1 4.94	098-371-018	SFR	\$1 4.94	098-381-001	SFR	\$1 4.94
098-351-008	SFR	\$1 4.94	098-371-019	SFR	\$1 4.94	098-381-002	SFR	\$1 4.94
098-351-009	SFR	\$1 4.94	098-371-020	SFR	\$1 4.94	098-381-003	SFR	\$1 4.94
098-351-010	SFR	\$1 4.94	098-371-021	SFR	\$1 4.94	098-381-004	SFR	\$1 4.94
098-351-011	SFR	\$1 4.94	098-371-022	SFR	\$1 4.94	098-381-005	SFR	\$1 4.94
098-351-012	SFR	\$1 4.94	098-372-001	SFR	\$1 4.94	098-381-006	SFR	\$1 4.94
098-361-001	SFR	\$1 4.94	098-372-002	SFR	\$1 4.94	098-381-007	SFR	\$1 4.94
098-361-002	SFR	\$1 4.94	098-372-003	SFR	\$1 4.94	098-381-008	SFR	\$1 4.94
098-361-003	SFR	\$1 4.94	098-372-004	SFR	\$1 4.94	098-381-009	SFR	\$1 4.94
098-361-004	SFR	\$1 4.94	098-372-005	SFR	\$1 4.94	098-381-010	SFR	\$1 4.94
098-361-005	SFR	\$1 4.94	098-372-006	SFR	\$1 4.94	098-381-011	SFR	\$1 4.94
098-361-006	SFR	\$1 4.94	098-372-007	SFR	\$1 4.94	098-381-012	SFR	\$1 4.94
098-361-007	SFR	\$1 4.94	098-372-008	SFR	\$1 4.94	098-381-013	SFR	\$1 4.94
098-361-008	SFR	\$1 4.94	098-372-009	SFR	\$1 4.94	098-381-014	SFR	\$1 4.94
098-361-009	SFR	\$1 4.94	098-372-010	SFR	\$1 4.94	098-381-015	SFR	\$1 4.94
098-361-010	SFR	\$1 4.94	098-372-011	SFR	\$1 4.94	098-381-016	SFR	\$1 4.94
098-361-011	SFR	\$1 4.94	098-372-012	SFR	\$1 4.94	098-381-017	SFR	\$1 4.94
098-361-012	SFR	\$1 4.94	098-372-013	SFR	\$1 4.94	098-381-018	SFR	\$1 4.94
098-361-013	SFR	\$1 4.94	098-373-001	SFR	\$1 4.94	098-381-019	SFR	\$1 4.94
098-361-014	SFR	\$1 4.94	098-373-002	SFR	\$1 4.94	098-381-020	SFR	\$1 4.94
098-361-015	SFR	\$1 4.94	098-373-003	SFR	\$1 4.94	098-381-021	SFR	\$1 4.94
098-361-016	SFR	\$1 4.94	098-373-004	SFR	\$1 4.94	098-381-022	SFR	\$1 4.94
098-361-017	SFR	\$1 4.94	098-373-005	SFR	\$1 4.94	098-381-023	SFR	\$1 4.94



Assessor's Parcel Number	Property Class	FY18-19 Service Charge	Assessor's Parcel Number	Property Class	FY18-19 Service Charge	Assessor's Parcel Number	Property Class	FY18-19 Service Charge
098-381-024	SFR	\$1 4.94	098-383-010	SFR	\$1 4.94	098-392-002	SFR	\$1 4.94
098-381-025	SFR	\$1 4.94	098-383-011	SFR	\$1 4.94	098-392-003	SFR	\$1 4.94
098-381-026	SFR	\$1 4.94	098-383-012	SFR	\$1 4.94	098-392-004	SFR	\$1 4.94
098-381-027	SFR	\$1 4.94	098-383-013	SFR	\$1 4.94	098-392-005	SFR	\$1 4.94
098-381-028	SFR	\$1 4.94	098-383-014	SFR	\$1 4.94	098-392-006	SFR	\$1 4.94
098-381-029	SFR	\$1 4.94	098-383-015	SFR	\$1 4.94	098-392-007	SFR	\$1 4.94
098-381-030	SFR	\$1 4.94	098-383-016	SFR	\$1 4.94	098-392-008	SFR	\$1 4.94
098-381-031	SFR	\$1 4.94	098-383-017	SFR	\$1 4.94	098-392-009	SFR	\$1 4.94
098-381-032	SFR	\$1 4.94	098-383-018	SFR	\$1 4.94	098-392-010	SFR	\$1 4.94
098-381-033	SFR	\$1 4.94	098-383-019	SFR	\$1 4.94	098-392-011	SFR	\$1 4.94
098-381-034	SFR	\$1 4.94	098-383-020	SFR	\$1 4.94	098-392-012	SFR	\$1 4.94
098-382-001	SFR	\$1 4.94	098-383-021	SFR	\$1 4.94	098-392-013	SFR	\$1 4.94
098-382-002	SFR	\$1 4.94	098-383-022	SFR	\$1 4.94	098-392-014	SFR	\$1 4.94
098-382-003	SFR	\$1 4.94	098-383-023	SFR	\$1 4.94	098-392-015	SFR	\$1 4.94
098-382-004	SFR	\$1 4.94	098-383-024	SFR	\$1 4.94	098-392-016	SFR	\$1 4.94
098-382-005	SFR	\$1 4.94	098-383-025	SFR	\$1 4.94	098-392-017	SFR	\$1 4.94
098-382-006	SFR	\$1 4.94	098-383-026	SFR	\$1 4.94	098-392-018	SFR	\$1 4.94
098-382-007	SFR	\$1 4.94	098-383-027	SFR	\$1 4.94	098-392-019	SFR	\$1 4.94
098-382-008	SFR	\$1 4.94	098-383-028	SFR	\$1 4.94	098-392-020	SFR	\$1 4.94
098-382-009	SFR	\$1 4.94	098-383-029	SFR	\$1 4.94	098-392-021	SFR	\$1 4.94
098-382-010	SFR	\$1 4.94	098-383-030	SFR	\$1 4.94	098-392-022	SFR	\$1 4.94
098-382-011	SFR	\$1 4.94	098-383-031	SFR	\$1 4.94	098-392-023	SFR	\$1 4.94
098-382-012	SFR	\$1 4.94	098-383-032	SFR	\$1 4.94	098-392-024	SFR	\$1 4.94
098-382-013	SFR	\$1 4.94	098-383-033	SFR	\$1 4.94	098-392-025	SFR	\$1 4.94
098-382-014	SFR	\$1 4.94	098-383-034	SFR	\$1 4.94	098-392-026	SFR	\$1 4.94
098-382-015	SFR	\$1 4.94	098-383-035	SFR	\$1 4.94	098-392-027	SFR	\$1 4.94
098-382-016	SFR	\$1 4.94	098-383-036	SFR	\$1 4.94	098-392-028	SFR	\$1 4.94
098-382-017	SFR	\$1 4.94	098-383-037	SFR	\$1 4.94	098-392-029	SFR	\$1 4.94
098-382-018	SFR	\$1 4.94	098-383-038	SFR	\$1 4.94	098-393-001	SFR	\$1 4.94
098-382-019	SFR	\$1 4.94	098-391-001	SFR	\$1 4.94	098-393-002	SFR	\$1 4.94
098-382-020	SFR	\$1 4.94	098-391-002	SFR	\$1 4.94	098-393-003	SFR	\$1 4.94
098-382-021	SFR	\$1 4.94	098-391-003	SFR	\$1 4.94	098-393-004	SFR	\$1 4.94
098-382-022	SFR	\$1 4.94	098-391-004	SFR	\$1 4.94	098-393-005	SFR	\$1 4.94
098-382-023	SFR	\$1 4.94	098-391-005	SFR	\$1 4.94	098-393-006	SFR	\$1 4.94
098-382-024	SFR	\$1 4.94	098-391-006	SFR	\$1 4.94	098-393-007	SFR	\$1 4.94
098-382-025	SFR	\$1 4.94	098-391-007	SFR	\$1 4.94	098-393-008	SFR	\$1 4.94
098-382-026	SFR	\$1 4.94	098-391-008	SFR	\$1 4.94	098-393-009	SFR	\$1 4.94
098-382-027	SFR	\$1 4.94	098-391-009	SFR	\$1 4.94	098-393-010	SFR	\$1 4.94
098-382-028	SFR	\$1 4.94	098-391-010	SFR	\$1 4.94	098-393-011	SFR	\$1 4.94
098-382-029	SFR	\$1 4.94	098-391-011	SFR	\$1 4.94	098-393-012	SFR	\$1 4.94
098-382-030	SFR	\$1 4.94	098-391-012	SFR	\$1 4.94	098-393-013	SFR	\$1 4.94
098-382-031	SFR	\$1 4.94	098-391-013	SFR	\$1 4.94	098-393-014	SFR	\$1 4.94
098-382-032	SFR	\$1 4.94	098-391-014	SFR	\$1 4.94	098-393-015	SFR	\$1 4.94
098-383-001	SFR	\$1 4.94	098-391-015	SFR	\$1 4.94	098-393-016	SFR	\$1 4.94
098-383-002	SFR	\$1 4.94	098-391-016	SFR	\$1 4.94	098-393-017	SFR	\$1 4.94
098-383-003	SFR	\$1 4.94	098-391-017	SFR	\$1 4.94	098-393-018	SFR	\$1 4.94
098-383-004	SFR	\$1 4.94	098-391-018	SFR	\$1 4.94	098-393-019	SFR	\$1 4.94
098-383-005	SFR	\$1 4.94	098-391-019	SFR	\$1 4.94	098-393-020	SFR	\$1 4.94
098-383-006	SFR	\$1 4.94	098-391-020	SFR	\$1 4.94	098-393-021	SFR	\$1 4.94
098-383-007	SFR	\$1 4.94	098-391-021	SFR	\$1 4.94	098-393-022	SFR	\$1 4.94
098-383-008	SFR	\$1 4.94	098-391-022	SFR	\$1 4.94	098-393-023	SFR	\$1 4.94
098-383-009	SFR	\$1 4.94	098-392-001	SFR	\$1 4.94	098-393-024	SFR	\$1 4.94

Assessor's Parcel Number	Property Class	FY18-19 Service Charge	Assessor's Parcel Number	Property Class	FY18-19 Service Charge	Assessor's Parcel Number	Property Class	FY18-19 Service Charge
098-393-025	SFR	\$14.94	098-403-003	SFR	\$14.94	098-405-039	CONDO	\$7.46
098-393-026	SFR	\$14.94	098-403-004	SFR	\$14.94	098-405-040	CONDO	\$7.46
098-393-027	SFR	\$14.94	098-403-005	SFR	\$14.94	098-405-041	CONDO	\$7.46
098-401-001	SFR	\$14.94	098-404-001	CONDO	\$7.46	098-405-042	CONDO	\$7.46
098-401-002	CONDO	\$7.46	098-404-002	CONDO	\$7.46	098-405-043	CONDO	\$7.46
098-401-003	CONDO	\$7.46	098-404-003	CONDO	\$7.46	098-405-044	CONDO	\$7.46
098-401-004	CONDO	\$7.46	098-404-004	CONDO	\$7.46	098-405-045	CONDO	\$7.46
098-401-005	CONDO	\$7.46	098-404-005	CONDO	\$7.46	098-405-046	CONDO	\$7.46
098-401-006	CONDO	\$7.46	098-404-006	CONDO	\$7.46	098-405-047	CONDO	\$7.46
098-401-007	CONDO	\$7.46	098-404-007	CONDO	\$7.46	098-405-048	CONDO	\$7.46
098-401-008	CONDO	\$7.46	098-404-008	CONDO	\$7.46	098-405-049	CONDO	\$7.46
098-401-009	CONDO	\$7.46	098-404-009	CONDO	\$7.46	098-405-050	CONDO	\$7.46
098-401-010	CONDO	\$7.46	098-404-010	CONDO	\$7.46	098-405-051	CONDO	\$7.46
098-401-011	CONDO	\$7.46	098-404-011	SFR	\$14.94	098-405-052	CONDO	\$7.46
098-401-012	CONDO	\$7.46	098-405-001	CONDO	\$7.46	098-405-053	CONDO	\$7.46
098-401-013	CONDO	\$7.46	098-405-002	CONDO	\$7.46	098-405-054	CONDO	\$7.46
098-401-014	CONDO	\$7.46	098-405-003	CONDO	\$7.46	098-406-001	SFR	\$14.94
098-401-015	CONDO	\$7.46	098-405-004	CONDO	\$7.46	098-406-002	CONDO	\$7.46
098-401-016	CONDO	\$7.46	098-405-005	CONDO	\$7.46	098-406-003	CONDO	\$7.46
098-401-017	CONDO	\$7.46	098-405-006	CONDO	\$7.46	098-406-004	CONDO	\$7.46
098-401-018	CONDO	\$7.46	098-405-007	CONDO	\$7.46	098-406-005	CONDO	\$7.46
098-401-019	CONDO	\$7.46	098-405-008	CONDO	\$7.46	098-406-006	CONDO	\$7.46
098-401-020	CONDO	\$7.46	098-405-009	CONDO	\$7.46	098-406-007	CONDO	\$7.46
098-401-021	CONDO	\$7.46	098-405-010	CONDO	\$7.46	098-406-008	CONDO	\$7.46
098-401-022	CONDO	\$7.46	098-405-011	CONDO	\$7.46	098-406-009	CONDO	\$7.46
098-401-023	CONDO	\$7.46	098-405-012	CONDO	\$7.46	098-406-010	CONDO	\$7.46
098-401-024	CONDO	\$7.46	098-405-013	CONDO	\$7.46	098-406-011	CONDO	\$7.46
098-401-025	CONDO	\$7.46	098-405-014	CONDO	\$7.46	098-406-012	CONDO	\$7.46
098-401-026	SFR	\$14.94	098-405-015	CONDO	\$7.46	098-406-013	CONDO	\$7.46
098-401-027	CONDO	\$7.46	098-405-016	CONDO	\$7.46	098-406-014	SFR	\$14.94
098-401-028	CONDO	\$7.46	098-405-017	CONDO	\$7.46	098-406-015	SFR	\$14.94
098-401-029	CONDO	\$7.46	098-405-018	CONDO	\$7.46	098-406-016	CONDO	\$7.46
098-401-030	CONDO	\$7.46	098-405-019	CONDO	\$7.46	098-406-017	CONDO	\$7.46
098-401-031	CONDO	\$7.46	098-405-020	CONDO	\$7.46	098-406-018	CONDO	\$7.46
098-401-032	CONDO	\$7.46	098-405-021	CONDO	\$7.46	098-406-019	CONDO	\$7.46
098-402-001	CONDO	\$7.46	098-405-022	CONDO	\$7.46	098-406-020	SFR	\$14.94
098-402-002	CONDO	\$7.46	098-405-023	SFR	\$14.94	098-406-021	SFR	\$14.94
098-402-003	CONDO	\$7.46	098-405-024	SFR	\$14.94	098-406-023	CONDO	\$7.46
098-402-004	CONDO	\$7.46	098-405-025	CONDO	\$7.46	098-406-024	SFR	\$14.94
098-402-005	SFR	\$14.94	098-405-026	CONDO	\$7.46	098-406-025	CONDO	\$7.46
098-402-006	CONDO	\$7.46	098-405-027	CONDO	\$7.46	098-406-026	CONDO	\$7.46
098-402-007	CONDO	\$7.46	098-405-028	CONDO	\$7.46	098-406-027	CONDO	\$7.46
098-402-008	CONDO	\$7.46	098-405-029	CONDO	\$7.46	098-406-028	CONDO	\$7.46
098-402-009	CONDO	\$7.46	098-405-030	CONDO	\$7.46	098-406-029	CONDO	\$7.46
098-402-010	CONDO	\$7.46	098-405-031	CONDO	\$7.46	098-406-030	CONDO	\$7.46
098-402-011	CONDO	\$7.46	098-405-032	CONDO	\$7.46	098-411-001	SFR	\$14.94
098-402-012	CONDO	\$7.46	098-405-033	CONDO	\$7.46	098-411-002	SFR	\$14.94
098-402-013	CONDO	\$7.46	098-405-034	CONDO	\$7.46	098-411-003	SFR	\$14.94
098-402-014	CONDO	\$7.46	098-405-035	CONDO	\$7.46	098-411-004	SFR	\$14.94
098-402-015	CONDO	\$7.46	098-405-036	CONDO	\$7.46	098-411-005	SFR	\$14.94
098-403-001	SFR	\$14.94	098-405-037	CONDO	\$7.46	098-411-006	SFR	\$14.94
098-403-002	SFR	\$14.94	098-405-038	CONDO	\$7.46	098-411-007	SFR	\$14.94

Assessor's Parcel Number	Property Class	FY18-19 Service Charge	Assessor's Parcel Number	Property Class	FY18-19 Service Charge	Assessor's Parcel Number	Property Class	FY18-19 Service Charge
098-411-008	SFR	\$1 4.94	098-413-011	SFR	\$1 4.94	098-421-013	SFR	\$1 4.94
098-411-009	SFR	\$1 4.94	098-413-012	SFR	\$1 4.94	098-421-014	SFR	\$1 4.94
098-411-010	SFR	\$1 4.94	098-413-013	SFR	\$1 4.94	098-421-015	SFR	\$1 4.94
098-411-011	SFR	\$1 4.94	098-413-014	SFR	\$1 4.94	098-422-001	SFR	\$1 4.94
098-411-012	SFR	\$1 4.94	098-413-015	SFR	\$1 4.94	098-422-002	SFR	\$1 4.94
098-411-013	SFR	\$1 4.94	098-413-016	SFR	\$1 4.94	098-422-003	SFR	\$1 4.94
098-411-014	SFR	\$1 4.94	098-413-017	SFR	\$1 4.94	098-422-004	SFR	\$1 4.94
098-411-015	SFR	\$1 4.94	098-413-018	SFR	\$1 4.94	098-422-005	SFR	\$1 4.94
098-411-016	SFR	\$1 4.94	098-413-019	SFR	\$1 4.94	098-422-006	SFR	\$1 4.94
098-411-017	SFR	\$1 4.94	098-413-020	SFR	\$1 4.94	098-422-007	SFR	\$1 4.94
098-411-018	SFR	\$1 4.94	098-413-021	SFR	\$1 4.94	098-422-008	SFR	\$1 4.94
098-411-019	SFR	\$1 4.94	098-413-022	SFR	\$1 4.94	098-422-009	SFR	\$1 4.94
098-411-020	SFR	\$1 4.94	098-413-023	SFR	\$1 4.94	098-422-010	SFR	\$1 4.94
098-412-001	SFR	\$1 4.94	098-413-024	SFR	\$1 4.94	098-422-011	SFR	\$1 4.94
098-412-002	SFR	\$1 4.94	098-413-025	SFR	\$1 4.94	098-422-012	SFR	\$1 4.94
098-412-003	SFR	\$1 4.94	098-413-026	SFR	\$1 4.94	098-422-013	SFR	\$1 4.94
098-412-004	SFR	\$1 4.94	098-413-027	SFR	\$1 4.94	098-430-001	CONDO	\$7.46
098-412-005	SFR	\$1 4.94	098-413-028	SFR	\$1 4.94	098-430-002	CONDO	\$7.46
098-412-006	SFR	\$1 4.94	098-413-029	SFR	\$1 4.94	098-430-003	CONDO	\$7.46
098-412-007	SFR	\$1 4.94	098-413-030	SFR	\$1 4.94	098-430-004	CONDO	\$7.46
098-412-008	SFR	\$1 4.94	098-413-031	SFR	\$1 4.94	098-430-005	CONDO	\$7.46
098-412-009	SFR	\$1 4.94	098-413-032	SFR	\$1 4.94	098-430-006	CONDO	\$7.46
098-412-010	SFR	\$1 4.94	098-413-033	SFR	\$1 4.94	098-430-007	CONDO	\$7.46
098-412-011	SFR	\$1 4.94	098-413-034	SFR	\$1 4.94	098-430-008	CONDO	\$7.46
098-412-012	SFR	\$1 4.94	098-413-035	SFR	\$1 4.94	098-430-009	CONDO	\$7.46
098-412-013	SFR	\$1 4.94	098-413-036	SFR	\$1 4.94	098-430-010	CONDO	\$7.46
098-412-014	SFR	\$1 4.94	098-413-037	SFR	\$1 4.94	098-430-011	CONDO	\$7.46
098-412-015	SFR	\$1 4.94	098-413-038	SFR	\$1 4.94	098-430-012	CONDO	\$7.46
098-412-016	SFR	\$1 4.94	098-413-039	SFR	\$1 4.94	098-430-013	CONDO	\$7.46
098-412-017	SFR	\$1 4.94	098-413-040	SFR	\$1 4.94	098-430-014	CONDO	\$7.46
098-412-018	SFR	\$1 4.94	098-413-041	SFR	\$1 4.94	098-430-015	CONDO	\$7.46
098-412-019	SFR	\$1 4.94	098-413-042	SFR	\$1 4.94	098-430-016	CONDO	\$7.46
098-412-020	SFR	\$1 4.94	098-413-043	SFR	\$1 4.94	098-430-017	CONDO	\$7.46
098-412-021	SFR	\$1 4.94	098-413-044	SFR	\$1 4.94	098-430-018	CONDO	\$7.46
098-412-022	SFR	\$1 4.94	098-414-001	SFR	\$1 4.94	098-430-019	SFR	\$1 4.94
098-412-023	SFR	\$1 4.94	098-414-002	SFR	\$1 4.94	098-430-020	CONDO	\$7.46
098-412-024	SFR	\$1 4.94	098-414-003	SFR	\$1 4.94	098-430-021	CONDO	\$7.46
098-412-025	SFR	\$1 4.94	098-414-004	SFR	\$1 4.94	098-430-022	CONDO	\$7.46
098-412-026	SFR	\$1 4.94	098-414-005	SFR	\$1 4.94	098-430-023	CONDO	\$7.46
098-412-027	SFR	\$1 4.94	098-414-006	SFR	\$1 4.94	098-430-024	CONDO	\$7.46
098-412-028	SFR	\$1 4.94	098-421-001	SFR	\$1 4.94	098-430-025	CONDO	\$7.46
098-412-029	SFR	\$1 4.94	098-421-002	SFR	\$1 4.94	098-430-026	CONDO	\$7.46
098-413-001	SFR	\$1 4.94	098-421-003	SFR	\$1 4.94	098-430-027	CONDO	\$7.46
098-413-002	SFR	\$1 4.94	098-421-004	SFR	\$1 4.94	098-430-028	CONDO	\$7.46
098-413-003	SFR	\$1 4.94	098-421-005	SFR	\$1 4.94	098-430-029	CONDO	\$7.46
098-413-004	SFR	\$1 4.94	098-421-006	SFR	\$1 4.94	098-430-030	SFR	\$1 4.94
098-413-005	SFR	\$1 4.94	098-421-007	SFR	\$1 4.94	098-430-031	CONDO	\$7.46
098-413-006	SFR	\$1 4.94	098-421-008	SFR	\$1 4.94	098-430-032	CONDO	\$7.46
098-413-007	SFR	\$1 4.94	098-421-009	SFR	\$1 4.94	098-430-033	CONDO	\$7.46
098-413-008	SFR	\$1 4.94	098-421-010	SFR	\$1 4.94	098-430-034	CONDO	\$7.46
098-413-009	SFR	\$1 4.94	098-421-011	SFR	\$1 4.94	098-430-035	CONDO	\$7.46
098-413-010	SFR	\$1 4.94	098-421-012	SFR	\$1 4.94	098-430-036	CONDO	\$7.46

Assessor's Parcel Number	Property Class	FY18-19 Service Charge	Assessor's Parcel Number	Property Class	FY18-19 Service Charge	Assessor's Parcel Number	Property Class	FY18-19 Service Charge
098-430-037	CONDO	\$7.46	098-433-006	CONDO	\$7.46	098-441-046	SFR	\$14.94
098-430-038	CONDO	\$7.46	098-433-007	CONDO	\$7.46	098-441-047	SFR	\$14.94
098-430-039	SFR	\$14.94	098-433-008	CONDO	\$7.46	098-441-048	SFR	\$14.94
098-430-040	CONDO	\$7.46	098-433-009	CONDO	\$7.46	098-441-049	SFR	\$14.94
098-430-041	CONDO	\$7.46	098-433-010	CONDO	\$7.46	098-441-050	SFR	\$14.94
098-430-042	CONDO	\$7.46	098-433-011	CONDO	\$7.46	098-441-051	SFR	\$14.94
098-430-043	CONDO	\$7.46	098-433-012	CONDO	\$7.46	098-441-052	SFR	\$14.94
098-431-001	CONDO	\$7.46	098-441-001	SFR	\$14.94	098-441-053	SFR	\$14.94
098-431-002	CONDO	\$7.46	098-441-002	SFR	\$14.94	098-441-054	SFR	\$14.94
098-431-003	SFR	\$14.94	098-441-003	SFR	\$14.94	098-441-055	SFR	\$14.94
098-431-004	SFR	\$14.94	098-441-004	SFR	\$14.94	098-441-056	SFR	\$14.94
098-431-005	SFR	\$14.94	098-441-005	SFR	\$14.94	098-441-057	SFR	\$14.94
098-431-006	CONDO	\$7.46	098-441-006	SFR	\$14.94	098-441-058	SFR	\$14.94
098-431-007	CONDO	\$7.46	098-441-007	SFR	\$14.94	098-441-059	SFR	\$14.94
098-431-008	CONDO	\$7.46	098-441-008	SFR	\$14.94	098-441-060	SFR	\$14.94
098-431-009	CONDO	\$7.46	098-441-009	SFR	\$14.94	098-442-001	SFR	\$14.94
098-431-010	CONDO	\$7.46	098-441-010	SFR	\$14.94	098-442-002	SFR	\$14.94
098-431-011	CONDO	\$7.46	098-441-011	SFR	\$14.94	098-442-003	SFR	\$14.94
098-431-012	SFR	\$14.94	098-441-012	SFR	\$14.94	098-442-004	SFR	\$14.94
098-431-013	CONDO	\$7.46	098-441-013	SFR	\$14.94	098-442-005	SFR	\$14.94
098-431-014	CONDO	\$7.46	098-441-014	SFR	\$14.94	098-442-006	SFR	\$14.94
098-431-015	CONDO	\$7.46	098-441-015	SFR	\$14.94	098-442-007	SFR	\$14.94
098-431-016	CONDO	\$7.46	098-441-016	SFR	\$14.94	098-442-008	SFR	\$14.94
098-431-017	CONDO	\$7.46	098-441-017	SFR	\$14.94	098-442-009	SFR	\$14.94
098-431-018	CONDO	\$7.46	098-441-018	SFR	\$14.94	098-442-010	SFR	\$14.94
098-432-001	CONDO	\$7.46	098-441-019	SFR	\$14.94	098-442-011	SFR	\$14.94
098-432-002	CONDO	\$7.46	098-441-020	SFR	\$14.94	098-442-012	SFR	\$14.94
098-432-003	CONDO	\$7.46	098-441-021	SFR	\$14.94	098-442-013	SFR	\$14.94
098-432-004	CONDO	\$7.46	098-441-022	SFR	\$14.94	098-442-014	SFR	\$14.94
098-432-005	CONDO	\$7.46	098-441-023	SFR	\$14.94	098-442-015	SFR	\$14.94
098-432-006	CONDO	\$7.46	098-441-024	SFR	\$14.94	098-442-016	SFR	\$14.94
098-432-007	SFR	\$14.94	098-441-025	SFR	\$14.94	098-442-017	SFR	\$14.94
098-432-008	CONDO	\$7.46	098-441-026	SFR	\$14.94	098-442-018	SFR	\$14.94
098-432-009	CONDO	\$7.46	098-441-027	SFR	\$14.94	098-442-019	SFR	\$14.94
098-432-010	SFR	\$14.94	098-441-028	SFR	\$14.94	098-442-020	SFR	\$14.94
098-432-011	CONDO	\$7.46	098-441-029	SFR	\$14.94	098-442-021	SFR	\$14.94
098-432-012	CONDO	\$7.46	098-441-030	SFR	\$14.94	098-442-022	SFR	\$14.94
098-432-013	CONDO	\$7.46	098-441-031	SFR	\$14.94	098-442-023	SFR	\$14.94
098-432-014	CONDO	\$7.46	098-441-032	SFR	\$14.94	098-442-024	SFR	\$14.94
098-432-015	CONDO	\$7.46	098-441-033	SFR	\$14.94	098-442-025	SFR	\$14.94
098-432-016	CONDO	\$7.46	098-441-034	SFR	\$14.94	098-442-026	SFR	\$14.94
098-432-017	CONDO	\$7.46	098-441-035	SFR	\$14.94	098-442-027	SFR	\$14.94
098-432-018	CONDO	\$7.46	098-441-036	SFR	\$14.94	098-442-028	SFR	\$14.94
098-432-019	CONDO	\$7.46	098-441-037	SFR	\$14.94	098-442-029	SFR	\$14.94
098-432-020	CONDO	\$7.46	098-441-038	SFR	\$14.94	098-443-001	SFR	\$14.94
098-432-021	SFR	\$14.94	098-441-039	SFR	\$14.94	098-443-002	SFR	\$14.94
098-432-022	SFR	\$14.94	098-441-040	SFR	\$14.94	098-443-003	SFR	\$14.94
098-433-001	CONDO	\$7.46	098-441-041	SFR	\$14.94	098-443-004	SFR	\$14.94
098-433-002	CONDO	\$7.46	098-441-042	SFR	\$14.94	098-443-005	SFR	\$14.94
098-433-003	CONDO	\$7.46	098-441-043	SFR	\$14.94	098-443-006	SFR	\$14.94
098-433-004	CONDO	\$7.46	098-441-044	SFR	\$14.94	098-443-007	SFR	\$14.94
098-433-005	CONDO	\$7.46	098-441-045	SFR	\$14.94	098-443-008	SFR	\$14.94

Assessor's Parcel Number	Property Class	FY18-19 Service Charge	Assessor's Parcel Number	Property Class	FY18-19 Service Charge	Assessor's Parcel Number	Property Class	FY18-19 Service Charge
098-443-009	SFR	\$14.94	098-461-022	SFR	\$14.94	098-471-021	SFR	\$14.94
098-443-010	SFR	\$14.94	098-461-023	SFR	\$14.94	098-471-022	SFR	\$14.94
098-443-011	SFR	\$14.94	098-461-024	SFR	\$14.94	098-471-025	SFR	\$14.94
098-443-012	SFR	\$14.94	098-461-025	SFR	\$14.94	098-471-026	SFR	\$14.94
098-443-013	SFR	\$14.94	098-461-026	SFR	\$14.94	098-471-029	SFR	\$14.94
098-443-014	SFR	\$14.94	098-461-027	SFR	\$14.94	098-471-030	SFR	\$14.94
098-443-015	SFR	\$14.94	098-461-030	SFR	\$14.94	098-472-001	SFR	\$14.94
098-443-016	SFR	\$14.94	098-461-031	SFR	\$14.94	098-472-002	SFR	\$14.94
098-443-017	SFR	\$14.94	098-461-032	SFR	\$14.94	098-472-003	SFR	\$14.94
098-443-018	SFR	\$14.94	098-461-033	SFR	\$14.94	098-472-004	SFR	\$14.94
098-443-019	SFR	\$14.94	098-461-036	SFR	\$14.94	098-473-001	SFR	\$14.94
098-443-020	SFR	\$14.94	098-461-037	SFR	\$14.94	098-473-002	SFR	\$14.94
098-443-021	SFR	\$14.94	098-461-038	SFR	\$14.94	098-473-003	SFR	\$14.94
098-443-022	SFR	\$14.94	098-461-039	SFR	\$14.94	098-473-004	SFR	\$14.94
098-443-023	SFR	\$14.94	098-461-040	SFR	\$14.94	098-481-001	SFR	\$14.94
098-443-024	SFR	\$14.94	098-461-041	SFR	\$14.94	098-481-002	SFR	\$14.94
098-443-025	SFR	\$14.94	098-462-001	SFR	\$14.94	098-481-003	SFR	\$14.94
098-443-026	SFR	\$14.94	098-462-002	SFR	\$14.94	098-481-004	SFR	\$14.94
098-443-027	SFR	\$14.94	098-462-003	SFR	\$14.94	098-481-005	SFR	\$14.94
098-443-028	SFR	\$14.94	098-462-004	SFR	\$14.94	098-481-006	SFR	\$14.94
098-443-029	SFR	\$14.94	098-462-005	SFR	\$14.94	098-481-007	SFR	\$14.94
098-443-030	SFR	\$14.94	098-462-006	SFR	\$14.94	098-481-008	SFR	\$14.94
098-443-031	SFR	\$14.94	098-462-007	SFR	\$14.94	098-481-009	SFR	\$14.94
098-443-032	SFR	\$14.94	098-463-001	SFR	\$14.94	098-481-010	SFR	\$14.94
098-443-033	SFR	\$14.94	098-463-002	SFR	\$14.94	098-481-011	SFR	\$14.94
098-443-034	SFR	\$14.94	098-463-003	SFR	\$14.94	098-481-012	SFR	\$14.94
098-443-035	SFR	\$14.94	098-463-004	SFR	\$14.94	098-481-013	SFR	\$14.94
098-443-036	SFR	\$14.94	098-463-005	SFR	\$14.94	098-481-014	SFR	\$14.94
098-443-037	SFR	\$14.94	098-463-006	SFR	\$14.94	098-481-015	SFR	\$14.94
098-443-038	SFR	\$14.94	098-463-007	SFR	\$14.94	098-481-016	SFR	\$14.94
098-443-039	SFR	\$14.94	098-463-008	SFR	\$14.94	098-481-017	SFR	\$14.94
098-443-040	SFR	\$14.94	098-463-009	SFR	\$14.94	098-481-018	SFR	\$14.94
098-450-002	MFR8	\$119.52	098-463-010	SFR	\$14.94	098-481-019	SFR	\$14.94
098-461-001	SFR	\$14.94	098-463-011	SFR	\$14.94	098-481-020	SFR	\$14.94
098-461-002	SFR	\$14.94	098-471-001	SFR	\$14.94	098-481-021	SFR	\$14.94
098-461-003	SFR	\$14.94	098-471-002	SFR	\$14.94	098-481-022	SFR	\$14.94
098-461-004	SFR	\$14.94	098-471-005	SFR	\$14.94	098-481-023	SFR	\$14.94
098-461-005	SFR	\$14.94	098-471-006	SFR	\$14.94	098-481-024	SFR	\$14.94
098-461-006	SFR	\$14.94	098-471-007	SFR	\$14.94	098-481-025	SFR	\$14.94
098-461-009	SFR	\$14.94	098-471-008	SFR	\$14.94	098-481-026	SFR	\$14.94
098-461-010	SFR	\$14.94	098-471-009	SFR	\$14.94	098-481-027	SFR	\$14.94
098-461-011	SFR	\$14.94	098-471-010	SFR	\$14.94	098-481-028	SFR	\$14.94
098-461-012	SFR	\$14.94	098-471-011	SFR	\$14.94	098-482-001	SFR	\$14.94
098-461-013	SFR	\$14.94	098-471-012	SFR	\$14.94	098-482-002	SFR	\$14.94
098-461-014	SFR	\$14.94	098-471-013	SFR	\$14.94	098-482-003	SFR	\$14.94
098-461-015	SFR	\$14.94	098-471-014	SFR	\$14.94	098-482-004	SFR	\$14.94
098-461-016	SFR	\$14.94	098-471-015	SFR	\$14.94	098-482-005	SFR	\$14.94
098-461-017	SFR	\$14.94	098-471-016	SFR	\$14.94	098-482-006	SFR	\$14.94
098-461-018	SFR	\$14.94	098-471-017	SFR	\$14.94	098-482-007	SFR	\$14.94
098-461-019	SFR	\$14.94	098-471-018	SFR	\$14.94	098-482-008	SFR	\$14.94
098-461-020	SFR	\$14.94	098-471-019	SFR	\$14.94	098-482-009	SFR	\$14.94
098-461-021	SFR	\$14.94	098-471-020	SFR	\$14.94	098-482-010	SFR	\$14.94

Assessor's Parcel Number	Property Class	FY18-19 Service Charge	Assessor's Parcel Number	Property Class	FY18-19 Service Charge	Assessor's Parcel Number	Property Class	FY18-19 Service Charge
098-482-011	SFR	\$14.94	098-491-024	SFR	\$14.94	098-492-005	SFR	\$14.94
098-482-012	SFR	\$14.94	098-491-025	SFR	\$14.94	098-492-006	SFR	\$14.94
098-482-013	SFR	\$14.94	098-491-026	SFR	\$14.94	098-492-007	SFR	\$14.94
098-482-014	SFR	\$14.94	098-491-027	SFR	\$14.94	098-492-008	SFR	\$14.94
098-482-015	SFR	\$14.94	098-491-028	SFR	\$14.94	098-492-009	SFR	\$14.94
098-482-016	SFR	\$14.94	098-491-029	SFR	\$14.94	098-492-010	SFR	\$14.94
098-482-017	SFR	\$14.94	098-491-030	SFR	\$14.94	098-492-011	SFR	\$14.94
098-482-018	SFR	\$14.94	098-491-031	SFR	\$14.94	098-492-021	SFR	\$14.94
098-482-019	SFR	\$14.94	098-491-032	SFR	\$14.94	098-492-022	SFR	\$14.94
098-482-020	SFR	\$14.94	098-491-033	SFR	\$14.94	098-492-023	SFR	\$14.94
098-482-021	SFR	\$14.94	098-491-034	SFR	\$14.94	098-492-024	SFR	\$14.94
098-482-022	SFR	\$14.94	098-491-035	SFR	\$14.94	098-492-025	SFR	\$14.94
098-482-023	SFR	\$14.94	098-491-036	SFR	\$14.94	098-492-026	SFR	\$14.94
098-482-024	SFR	\$14.94	098-491-037	SFR	\$14.94	098-492-027	SFR	\$14.94
098-482-025	SFR	\$14.94	098-491-038	SFR	\$14.94	098-492-028	SFR	\$14.94
098-482-028	SFR	\$14.94	098-491-039	SFR	\$14.94	098-492-029	SFR	\$14.94
098-482-029	SFR	\$14.94	098-491-040	SFR	\$14.94	098-492-030	SFR	\$14.94
098-482-030	SFR	\$14.94	098-491-041	SFR	\$14.94	098-492-031	SFR	\$14.94
098-482-031	SFR	\$14.94	098-491-042	SFR	\$14.94	098-492-032	SFR	\$14.94
098-482-032	SFR	\$14.94	098-491-043	SFR	\$14.94	098-492-033	SFR	\$14.94
098-482-033	SFR	\$14.94	098-491-044	SFR	\$14.94	098-492-034	SFR	\$14.94
098-482-034	SFR	\$14.94	098-491-045	SFR	\$14.94	098-492-035	SFR	\$14.94
098-482-035	SFR	\$14.94	098-491-046	SFR	\$14.94	098-492-038	SFR	\$14.94
098-483-001	SFR	\$14.94	098-491-047	SFR	\$14.94	098-492-039	SFR	\$14.94
098-483-002	SFR	\$14.94	098-491-048	SFR	\$14.94	098-492-040	SFR	\$14.94
098-483-003	SFR	\$14.94	098-491-049	SFR	\$14.94	098-492-041	SFR	\$14.94
098-483-004	SFR	\$14.94	098-491-050	SFR	\$14.94	098-492-042	SFR	\$14.94
098-483-005	SFR	\$14.94	098-491-051	SFR	\$14.94	098-492-043	SFR	\$14.94
098-483-006	SFR	\$14.94	098-491-052	SFR	\$14.94	098-492-044	SFR	\$14.94
098-491-001	SFR	\$14.94	098-491-053	SFR	\$14.94	098-492-045	SFR	\$14.94
098-491-002	SFR	\$14.94	098-491-054	SFR	\$14.94	098-492-046	SFR	\$14.94
098-491-003	SFR	\$14.94	098-491-055	SFR	\$14.94	098-500-001	CONDO	\$7.46
098-491-004	SFR	\$14.94	098-491-056	SFR	\$14.94	098-500-002	CONDO	\$7.46
098-491-005	SFR	\$14.94	098-491-057	SFR	\$14.94	098-500-003	CONDO	\$7.46
098-491-006	SFR	\$14.94	098-491-058	SFR	\$14.94	098-500-004	CONDO	\$7.46
098-491-007	SFR	\$14.94	098-491-059	SFR	\$14.94	098-500-005	CONDO	\$7.46
098-491-008	SFR	\$14.94	098-491-060	SFR	\$14.94	098-500-006	CONDO	\$7.46
098-491-009	SFR	\$14.94	098-491-061	SFR	\$14.94	098-500-007	CONDO	\$7.46
098-491-010	SFR	\$14.94	098-491-062	SFR	\$14.94	098-500-008	CONDO	\$7.46
098-491-011	SFR	\$14.94	098-491-063	SFR	\$14.94	098-500-009	CONDO	\$7.46
098-491-012	SFR	\$14.94	098-491-064	SFR	\$14.94	098-500-010	CONDO	\$7.46
098-491-013	SFR	\$14.94	098-491-065	SFR	\$14.94	098-500-011	CONDO	\$7.46
098-491-014	SFR	\$14.94	098-491-066	SFR	\$14.94	098-500-012	CONDO	\$7.46
098-491-015	SFR	\$14.94	098-491-067	SFR	\$14.94	098-500-013	CONDO	\$7.46
098-491-016	SFR	\$14.94	098-491-068	SFR	\$14.94	098-500-014	CONDO	\$7.46
098-491-017	SFR	\$14.94	098-491-069	SFR	\$14.94	098-500-015	CONDO	\$7.46
098-491-018	SFR	\$14.94	098-491-070	SFR	\$14.94	098-500-016	CONDO	\$7.46
098-491-019	SFR	\$14.94	098-491-071	SFR	\$14.94	098-500-017	CONDO	\$7.46
098-491-020	SFR	\$14.94	098-492-001	SFR	\$14.94	098-500-018	CONDO	\$7.46
098-491-021	SFR	\$14.94	098-492-002	SFR	\$14.94	098-500-019	CONDO	\$7.46
098-491-022	SFR	\$14.94	098-492-003	SFR	\$14.94	098-500-020	CONDO	\$7.46
098-491-023	SFR	\$14.94	098-492-004	SFR	\$14.94	098-500-021	CONDO	\$7.46

Assessor's Parcel Number	Property Class	FY18-19 Service Charge	Assessor's Parcel Number	Property Class	FY18-19 Service Charge	Assessor's Parcel Number	Property Class	FY18-19 Service Charge
098-500-022	CONDO	\$7.46	098-510-021	CONDO	\$7.46	098-510-073	CONDO	\$7.46
098-500-023	CONDO	\$7.46	098-510-022	CONDO	\$7.46	098-510-074	CONDO	\$7.46
098-500-024	CONDO	\$7.46	098-510-023	CONDO	\$7.46	098-510-075	CONDO	\$7.46
098-500-025	CONDO	\$7.46	098-510-024	CONDO	\$7.46	098-510-076	CONDO	\$7.46
098-500-026	CONDO	\$7.46	098-510-025	CONDO	\$7.46	098-541-001	SFR	\$14.94
098-500-027	CONDO	\$7.46	098-510-026	CONDO	\$7.46	098-541-002	SFR	\$14.94
098-500-028	CONDO	\$7.46	098-510-027	CONDO	\$7.46	098-541-003	SFR	\$14.94
098-500-029	CONDO	\$7.46	098-510-028	CONDO	\$7.46	098-541-004	SFR	\$14.94
098-500-030	CONDO	\$7.46	098-510-029	CONDO	\$7.46	098-541-005	SFR	\$14.94
098-500-031	CONDO	\$7.46	098-510-030	CONDO	\$7.46	098-541-006	SFR	\$14.94
098-500-032	CONDO	\$7.46	098-510-031	CONDO	\$7.46	098-541-007	SFR	\$14.94
098-500-033	CONDO	\$7.46	098-510-032	CONDO	\$7.46	098-541-008	SFR	\$14.94
098-500-034	CONDO	\$7.46	098-510-033	CONDO	\$7.46	098-541-009	SFR	\$14.94
098-500-035	CONDO	\$7.46	098-510-034	CONDO	\$7.46	098-541-010	SFR	\$14.94
098-500-036	CONDO	\$7.46	098-510-035	CONDO	\$7.46	098-541-011	SFR	\$14.94
098-500-037	CONDO	\$7.46	098-510-036	CONDO	\$7.46	098-541-012	SFR	\$14.94
098-500-038	CONDO	\$7.46	098-510-037	CONDO	\$7.46	098-541-013	SFR	\$14.94
098-500-039	CONDO	\$7.46	098-510-038	CONDO	\$7.46	098-541-014	SFR	\$14.94
098-500-040	CONDO	\$7.46	098-510-039	CONDO	\$7.46	098-541-015	SFR	\$14.94
098-500-041	CONDO	\$7.46	098-510-040	CONDO	\$7.46	098-541-016	SFR	\$14.94
098-500-042	CONDO	\$7.46	098-510-041	CONDO	\$7.46	098-541-017	SFR	\$14.94
098-500-043	CONDO	\$7.46	098-510-042	CONDO	\$7.46	098-541-018	SFR	\$14.94
098-500-044	CONDO	\$7.46	098-510-043	CONDO	\$7.46	098-541-019	SFR	\$14.94
098-500-045	CONDO	\$7.46	098-510-044	CONDO	\$7.46	098-541-020	SFR	\$14.94
098-500-046	CONDO	\$7.46	098-510-045	CONDO	\$7.46	098-541-021	SFR	\$14.94
098-500-047	CONDO	\$7.46	098-510-046	CONDO	\$7.46	098-541-022	SFR	\$14.94
098-500-048	CONDO	\$7.46	098-510-047	CONDO	\$7.46	098-541-023	SFR	\$14.94
098-500-049	CONDO	\$7.46	098-510-048	CONDO	\$7.46	098-541-024	SFR	\$14.94
098-500-050	CONDO	\$7.46	098-510-049	CONDO	\$7.46	098-541-025	SFR	\$14.94
098-500-051	CONDO	\$7.46	098-510-050	CONDO	\$7.46	098-541-026	SFR	\$14.94
098-500-052	CONDO	\$7.46	098-510-051	CONDO	\$7.46	098-541-027	SFR	\$14.94
098-500-053	SFR	\$14.94	098-510-052	CONDO	\$7.46	098-541-028	SFR	\$14.94
098-510-001	CONDO	\$7.46	098-510-053	CONDO	\$7.46	098-541-029	SFR	\$14.94
098-510-002	CONDO	\$7.46	098-510-054	CONDO	\$7.46	098-541-030	SFR	\$14.94
098-510-003	CONDO	\$7.46	098-510-055	CONDO	\$7.46	098-541-031	SFR	\$14.94
098-510-004	CONDO	\$7.46	098-510-056	CONDO	\$7.46	098-541-032	SFR	\$14.94
098-510-005	CONDO	\$7.46	098-510-057	CONDO	\$7.46	098-541-033	SFR	\$14.94
098-510-006	CONDO	\$7.46	098-510-058	CONDO	\$7.46	098-541-034	SFR	\$14.94
098-510-007	CONDO	\$7.46	098-510-059	CONDO	\$7.46	098-541-035	SFR	\$14.94
098-510-008	CONDO	\$7.46	098-510-060	CONDO	\$7.46	098-541-036	SFR	\$14.94
098-510-009	CONDO	\$7.46	098-510-061	CONDO	\$7.46	098-541-037	SFR	\$14.94
098-510-010	CONDO	\$7.46	098-510-062	CONDO	\$7.46	098-541-038	SFR	\$14.94
098-510-011	CONDO	\$7.46	098-510-063	CONDO	\$7.46	098-541-039	SFR	\$14.94
098-510-012	CONDO	\$7.46	098-510-064	CONDO	\$7.46	098-542-001	SFR	\$14.94
098-510-013	CONDO	\$7.46	098-510-065	CONDO	\$7.46	098-542-002	SFR	\$14.94
098-510-014	CONDO	\$7.46	098-510-066	CONDO	\$7.46	098-542-003	SFR	\$14.94
098-510-015	CONDO	\$7.46	098-510-067	CONDO	\$7.46	098-542-004	SFR	\$14.94
098-510-016	CONDO	\$7.46	098-510-068	CONDO	\$7.46	098-542-005	SFR	\$14.94
098-510-017	CONDO	\$7.46	098-510-069	CONDO	\$7.46	098-542-006	SFR	\$14.94
098-510-018	CONDO	\$7.46	098-510-070	CONDO	\$7.46	098-542-007	SFR	\$14.94
098-510-019	CONDO	\$7.46	098-510-071	CONDO	\$7.46	098-542-008	SFR	\$14.94
098-510-020	CONDO	\$7.46	098-510-072	CONDO	\$7.46	098-542-009	SFR	\$14.94

Assessor's Parcel Number	Property Class	FY18-19 Service Charge	Assessor's Parcel Number	Property Class	FY18-19 Service Charge	Assessor's Parcel Number	Property Class	FY18-19 Service Charge
098-542-010	SFR	\$1 4.94	098-552-014	SFR	\$1 4.94	098-560-016	SFR	\$1 4.94
098-542-011	SFR	\$1 4.94	098-552-015	SFR	\$1 4.94	098-560-017	SFR	\$1 4.94
098-542-012	SFR	\$1 4.94	098-552-016	SFR	\$1 4.94	098-560-018	SFR	\$1 4.94
098-542-013	SFR	\$1 4.94	098-552-017	SFR	\$1 4.94	098-560-019	SFR	\$1 4.94
098-542-014	SFR	\$1 4.94	098-552-018	SFR	\$1 4.94	098-560-020	SFR	\$1 4.94
098-542-015	SFR	\$1 4.94	098-552-019	SFR	\$1 4.94	098-560-021	SFR	\$1 4.94
098-542-016	SFR	\$1 4.94	098-552-020	SFR	\$1 4.94	098-560-022	SFR	\$1 4.94
098-542-017	SFR	\$1 4.94	098-552-021	SFR	\$1 4.94	098-560-023	SFR	\$1 4.94
098-542-018	SFR	\$1 4.94	098-552-022	SFR	\$1 4.94	098-560-024	SFR	\$1 4.94
098-542-019	SFR	\$1 4.94	098-552-023	SFR	\$1 4.94	098-560-025	SFR	\$1 4.94
098-542-020	SFR	\$1 4.94	098-552-024	SFR	\$1 4.94	098-560-026	SFR	\$1 4.94
098-542-021	SFR	\$1 4.94	098-552-025	SFR	\$1 4.94	098-560-027	SFR	\$1 4.94
098-542-022	SFR	\$1 4.94	098-552-026	SFR	\$1 4.94	098-560-028	SFR	\$1 4.94
098-542-023	SFR	\$1 4.94	098-552-027	SFR	\$1 4.94	098-570-001	SFR	\$1 4.94
098-542-024	SFR	\$1 4.94	098-552-028	SFR	\$1 4.94	098-570-002	SFR	\$1 4.94
098-542-025	SFR	\$1 4.94	098-552-029	SFR	\$1 4.94	098-570-003	SFR	\$1 4.94
098-542-026	SFR	\$1 4.94	098-552-030	SFR	\$1 4.94	098-570-004	SFR	\$1 4.94
098-542-029	SFR	\$1 4.94	098-552-031	SFR	\$1 4.94	098-570-005	SFR	\$1 4.94
098-542-030	SFR	\$1 4.94	098-552-032	SFR	\$1 4.94	098-570-006	SFR	\$1 4.94
098-542-031	SFR	\$1 4.94	098-552-033	SFR	\$1 4.94	098-570-007	SFR	\$1 4.94
098-542-032	SFR	\$1 4.94	098-552-034	SFR	\$1 4.94	098-570-008	SFR	\$1 4.94
098-542-033	SFR	\$1 4.94	098-552-035	SFR	\$1 4.94	098-570-009	SFR	\$1 4.94
098-551-001	SFR	\$1 4.94	098-552-036	SFR	\$1 4.94	098-580-001	SFR	\$1 4.94
098-551-002	SFR	\$1 4.94	098-552-037	SFR	\$1 4.94	098-580-002	SFR	\$1 4.94
098-551-003	SFR	\$1 4.94	098-552-038	SFR	\$1 4.94	098-580-003	SFR	\$1 4.94
098-551-004	SFR	\$1 4.94	098-552-039	SFR	\$1 4.94	098-580-004	SFR	\$1 4.94
098-551-005	SFR	\$1 4.94	098-552-040	SFR	\$1 4.94	098-580-005	SFR	\$1 4.94
098-551-006	SFR	\$1 4.94	098-552-041	SFR	\$1 4.94	098-580-006	SFR	\$1 4.94
098-551-007	SFR	\$1 4.94	098-552-042	SFR	\$1 4.94	098-580-007	SFR	\$1 4.94
098-551-008	SFR	\$1 4.94	098-552-043	SFR	\$1 4.94	098-580-008	SFR	\$1 4.94
098-551-009	SFR	\$1 4.94	098-552-044	SFR	\$1 4.94	098-580-009	SFR	\$1 4.94
098-551-010	SFR	\$1 4.94	098-552-045	SFR	\$1 4.94	098-580-010	SFR	\$1 4.94
098-551-011	SFR	\$1 4.94	098-552-046	SFR	\$1 4.94	098-580-011	SFR	\$1 4.94
098-551-012	SFR	\$1 4.94	098-552-047	SFR	\$1 4.94	098-580-012	SFR	\$1 4.94
098-551-013	SFR	\$1 4.94	098-552-048	SFR	\$1 4.94	098-580-013	SFR	\$1 4.94
098-551-014	SFR	\$1 4.94	098-552-049	SFR	\$1 4.94	098-580-014	SFR	\$1 4.94
098-551-015	SFR	\$1 4.94	098-552-050	SFR	\$1 4.94	098-580-015	SFR	\$1 4.94
098-551-016	SFR	\$1 4.94	098-560-001	SFR	\$1 4.94	098-580-016	SFR	\$1 4.94
098-551-017	SFR	\$1 4.94	098-560-002	SFR	\$1 4.94	098-580-017	SFR	\$1 4.94
098-552-001	SFR	\$1 4.94	098-560-003	SFR	\$1 4.94	098-590-001	SFR	\$1 4.94
098-552-002	SFR	\$1 4.94	098-560-004	SFR	\$1 4.94	098-590-002	SFR	\$1 4.94
098-552-003	SFR	\$1 4.94	098-560-005	SFR	\$1 4.94	098-590-003	SFR	\$1 4.94
098-552-004	SFR	\$1 4.94	098-560-006	SFR	\$1 4.94	098-590-004	SFR	\$1 4.94
098-552-005	SFR	\$1 4.94	098-560-007	SFR	\$1 4.94	098-590-005	SFR	\$1 4.94
098-552-006	SFR	\$1 4.94	098-560-008	SFR	\$1 4.94	098-590-006	SFR	\$1 4.94
098-552-007	SFR	\$1 4.94	098-560-009	SFR	\$1 4.94	098-590-007	SFR	\$1 4.94
098-552-008	SFR	\$1 4.94	098-560-010	SFR	\$1 4.94	098-590-008	SFR	\$1 4.94
098-552-009	SFR	\$1 4.94	098-560-011	SFR	\$1 4.94	098-590-009	SFR	\$1 4.94
098-552-010	SFR	\$1 4.94	098-560-012	SFR	\$1 4.94	098-590-010	SFR	\$1 4.94
098-552-011	SFR	\$1 4.94	098-560-013	SFR	\$1 4.94	098-590-011	SFR	\$1 4.94
098-552-012	SFR	\$1 4.94	098-560-014	SFR	\$1 4.94	098-590-012	SFR	\$1 4.94
098-552-013	SFR	\$1 4.94	098-560-015	SFR	\$1 4.94	098-590-013	SFR	\$1 4.94



Assessor's Parcel Number	Property Class	FY18-19 Service Charge	Assessor's Parcel Number	Property Class	FY18-19 Service Charge	Assessor's Parcel Number	Property Class	FY18-19 Service Charge
098-590-014	SFR	\$14.94	099-170-006	SFR	\$14.94	099-170-058	SFR	\$14.94
098-590-015	SFR	\$14.94	099-170-007	SFR	\$14.94	099-170-059	SFR	\$14.94
098-590-016	SFR	\$14.94	099-170-008	SFR	\$14.94	099-170-060	SFR	\$14.94
098-590-017	SFR	\$14.94	099-170-009	SFR	\$14.94	099-170-061	SFR	\$14.94
098-590-018	SFR	\$14.94	099-170-010	SFR	\$14.94	099-170-062	SFR	\$14.94
098-590-019	SFR	\$14.94	099-170-011	SFR	\$14.94	099-170-063	SFR	\$14.94
098-590-020	SFR	\$14.94	099-170-012	SFR	\$14.94	099-170-066	SFR	\$14.94
098-590-021	SFR	\$14.94	099-170-013	SFR	\$14.94	099-170-067	SFR	\$14.94
098-590-022	SFR	\$14.94	099-170-014	SFR	\$14.94	099-170-068	SFR	\$14.94
098-590-023	SFR	\$14.94	099-170-015	SFR	\$14.94	099-170-069	SFR	\$14.94
098-590-024	SFR	\$14.94	099-170-016	SFR	\$14.94	099-170-070	SFR	\$14.94
098-590-025	SFR	\$14.94	099-170-017	SFR	\$14.94	099-170-071	SFR	\$14.94
098-590-026	SFR	\$14.94	099-170-018	SFR	\$14.94	099-170-072	SFR	\$14.94
098-590-027	SFR	\$14.94	099-170-019	SFR	\$14.94	099-170-073	SFR	\$14.94
098-590-028	SFR	\$14.94	099-170-020	SFR	\$14.94	099-170-074	SFR	\$14.94
098-590-029	SFR	\$14.94	099-170-021	SFR	\$14.94	099-170-075	SFR	\$14.94
098-590-030	SFR	\$14.94	099-170-022	SFR	\$14.94	099-170-076	SFR	\$14.94
098-590-031	SFR	\$14.94	099-170-023	SFR	\$14.94	099-180-001	SFR	\$14.94
098-590-032	SFR	\$14.94	099-170-024	SFR	\$14.94	099-180-002	SFR	\$14.94
098-590-033	SFR	\$14.94	099-170-025	SFR	\$14.94	099-180-003	SFR	\$14.94
098-590-034	SFR	\$14.94	099-170-026	SFR	\$14.94	099-180-004	SFR	\$14.94
098-590-035	SFR	\$14.94	099-170-027	SFR	\$14.94	099-180-005	SFR	\$14.94
098-590-036	SFR	\$14.94	099-170-028	SFR	\$14.94	099-180-006	SFR	\$14.94
098-590-037	SFR	\$14.94	099-170-029	SFR	\$14.94	099-180-007	SFR	\$14.94
098-590-038	SFR	\$14.94	099-170-030	SFR	\$14.94	099-180-008	SFR	\$14.94
098-590-039	SFR	\$14.94	099-170-031	SFR	\$14.94	099-180-009	SFR	\$14.94
098-590-040	SFR	\$14.94	099-170-032	SFR	\$14.94	099-180-010	SFR	\$14.94
098-590-041	SFR	\$14.94	099-170-033	SFR	\$14.94	099-180-011	SFR	\$14.94
098-590-042	SFR	\$14.94	099-170-034	SFR	\$14.94	099-180-012	SFR	\$14.94
098-590-043	SFR	\$14.94	099-170-035	SFR	\$14.94	099-180-013	SFR	\$14.94
098-590-044	SFR	\$14.94	099-170-036	SFR	\$14.94	099-180-014	SFR	\$14.94
098-590-045	SFR	\$14.94	099-170-037	SFR	\$14.94	099-180-015	SFR	\$14.94
098-590-046	SFR	\$14.94	099-170-038	SFR	\$14.94	099-180-016	SFR	\$14.94
098-590-047	SFR	\$14.94	099-170-039	SFR	\$14.94	099-180-017	SFR	\$14.94
098-590-048	SFR	\$14.94	099-170-040	SFR	\$14.94	099-180-018	SFR	\$14.94
098-590-049	SFR	\$14.94	099-170-041	SFR	\$14.94	099-180-019	SFR	\$14.94
098-590-050	SFR	\$14.94	099-170-042	SFR	\$14.94	099-180-020	SFR	\$14.94
099-040-015	VIND	\$74.70	099-170-043	SFR	\$14.94	099-180-021	SFR	\$14.94
099-040-019	VIND	\$74.70	099-170-044	SFR	\$14.94	099-180-022	SFR	\$14.94
099-040-020	IND	\$74.70	099-170-045	SFR	\$14.94	099-180-023	SFR	\$14.94
099-110-039	MISC	\$7.46	099-170-046	SFR	\$14.94	099-180-024	SFR	\$14.94
099-110-040	MISC	\$7.46	099-170-047	SFR	\$14.94	099-180-025	SFR	\$14.94
099-130-006	INST	\$74.70	099-170-048	SFR	\$14.94	099-180-026	SFR	\$14.94
099-130-010	MISC	\$7.46	099-170-049	SFR	\$14.94	099-180-027	SFR	\$14.94
099-130-011	MISC	\$7.46	099-170-050	SFR	\$14.94	099-180-028	SFR	\$14.94
099-160-026	VIND	\$74.70	099-170-051	SFR	\$14.94	099-180-029	SFR	\$14.94
099-160-027	VIND	\$74.70	099-170-052	SFR	\$14.94	099-180-030	SFR	\$14.94
099-170-001	SFR	\$14.94	099-170-053	SFR	\$14.94	099-180-031	SFR	\$14.94
099-170-002	SFR	\$14.94	099-170-054	SFR	\$14.94	099-180-032	SFR	\$14.94
099-170-003	SFR	\$14.94	099-170-055	SFR	\$14.94	099-180-033	SFR	\$14.94
099-170-004	SFR	\$14.94	099-170-056	SFR	\$14.94	099-180-034	SFR	\$14.94
099-170-005	SFR	\$14.94	099-170-057	SFR	\$14.94	099-180-035	SFR	\$14.94

Assessor's Parcel Number	Property Class	FY18-19 Service Charge	Assessor's Parcel Number	Property Class	FY18-19 Service Charge	Assessor's Parcel Number	Property Class	FY18-19 Service Charge
099-180-036	SFR	\$1 4.94	099-180-088	SFR	\$1 4.94	099-190-046	SFR	\$1 4.94
099-180-037	SFR	\$1 4.94	099-180-089	SFR	\$1 4.94	099-190-047	SFR	\$1 4.94
099-180-038	SFR	\$1 4.94	099-180-090	SFR	\$1 4.94	099-190-048	SFR	\$1 4.94
099-180-039	SFR	\$1 4.94	099-180-091	SFR	\$1 4.94	099-190-049	SFR	\$1 4.94
099-180-040	SFR	\$1 4.94	099-180-092	SFR	\$1 4.94	099-190-050	SFR	\$1 4.94
099-180-041	SFR	\$1 4.94	099-180-093	SFR	\$1 4.94	099-190-051	SFR	\$1 4.94
099-180-042	SFR	\$1 4.94	099-180-094	SFR	\$1 4.94	099-190-052	SFR	\$1 4.94
099-180-043	SFR	\$1 4.94	099-190-001	SFR	\$1 4.94	099-190-053	SFR	\$1 4.94
099-180-044	SFR	\$1 4.94	099-190-002	SFR	\$1 4.94	099-190-054	SFR	\$1 4.94
099-180-045	SFR	\$1 4.94	099-190-003	SFR	\$1 4.94	099-190-055	SFR	\$1 4.94
099-180-046	SFR	\$1 4.94	099-190-004	SFR	\$1 4.94	099-190-056	SFR	\$1 4.94
099-180-047	SFR	\$1 4.94	099-190-005	SFR	\$1 4.94	099-190-057	SFR	\$1 4.94
099-180-048	SFR	\$1 4.94	099-190-006	SFR	\$1 4.94	099-190-058	SFR	\$1 4.94
099-180-049	SFR	\$1 4.94	099-190-007	SFR	\$1 4.94	099-190-059	SFR	\$1 4.94
099-180-050	SFR	\$1 4.94	099-190-008	SFR	\$1 4.94	099-190-060	SFR	\$1 4.94
099-180-051	SFR	\$1 4.94	099-190-009	SFR	\$1 4.94	099-190-061	SFR	\$1 4.94
099-180-052	SFR	\$1 4.94	099-190-010	SFR	\$1 4.94	099-190-062	SFR	\$1 4.94
099-180-053	SFR	\$1 4.94	099-190-011	SFR	\$1 4.94	099-190-063	SFR	\$1 4.94
099-180-054	SFR	\$1 4.94	099-190-012	SFR	\$1 4.94	099-190-064	SFR	\$1 4.94
099-180-055	SFR	\$1 4.94	099-190-013	SFR	\$1 4.94	099-190-065	SFR	\$1 4.94
099-180-056	SFR	\$1 4.94	099-190-014	SFR	\$1 4.94	099-190-066	SFR	\$1 4.94
099-180-057	SFR	\$1 4.94	099-190-015	SFR	\$1 4.94	099-190-067	SFR	\$1 4.94
099-180-058	SFR	\$1 4.94	099-190-016	SFR	\$1 4.94	099-190-068	SFR	\$1 4.94
099-180-059	SFR	\$1 4.94	099-190-017	SFR	\$1 4.94	099-190-069	SFR	\$1 4.94
099-180-060	SFR	\$1 4.94	099-190-018	SFR	\$1 4.94	099-190-070	SFR	\$1 4.94
099-180-061	SFR	\$1 4.94	099-190-019	SFR	\$1 4.94	099-190-071	SFR	\$1 4.94
099-180-062	SFR	\$1 4.94	099-190-020	SFR	\$1 4.94	099-190-072	SFR	\$1 4.94
099-180-063	SFR	\$1 4.94	099-190-021	SFR	\$1 4.94	099-190-073	SFR	\$1 4.94
099-180-064	SFR	\$1 4.94	099-190-022	SFR	\$1 4.94	099-190-074	SFR	\$1 4.94
099-180-065	SFR	\$1 4.94	099-190-023	SFR	\$1 4.94	099-190-075	SFR	\$1 4.94
099-180-066	SFR	\$1 4.94	099-190-024	SFR	\$1 4.94	099-190-076	SFR	\$1 4.94
099-180-067	SFR	\$1 4.94	099-190-025	SFR	\$1 4.94	099-190-077	SFR	\$1 4.94
099-180-068	SFR	\$1 4.94	099-190-026	SFR	\$1 4.94	099-190-078	SFR	\$1 4.94
099-180-069	SFR	\$1 4.94	099-190-027	SFR	\$1 4.94	099-190-079	SFR	\$1 4.94
099-180-070	SFR	\$1 4.94	099-190-028	SFR	\$1 4.94	099-190-080	SFR	\$1 4.94
099-180-071	SFR	\$1 4.94	099-190-029	SFR	\$1 4.94	099-190-081	SFR	\$1 4.94
099-180-072	SFR	\$1 4.94	099-190-030	SFR	\$1 4.94	099-190-082	SFR	\$1 4.94
099-180-073	SFR	\$1 4.94	099-190-031	SFR	\$1 4.94	099-190-083	SFR	\$1 4.94
099-180-074	SFR	\$1 4.94	099-190-032	SFR	\$1 4.94	099-190-084	SFR	\$1 4.94
099-180-075	SFR	\$1 4.94	099-190-033	SFR	\$1 4.94	099-190-085	SFR	\$1 4.94
099-180-076	SFR	\$1 4.94	099-190-034	SFR	\$1 4.94	099-190-086	SFR	\$1 4.94
099-180-077	SFR	\$1 4.94	099-190-035	SFR	\$1 4.94	099-190-087	SFR	\$1 4.94
099-180-078	SFR	\$1 4.94	099-190-036	SFR	\$1 4.94	099-190-088	SFR	\$1 4.94
099-180-079	SFR	\$1 4.94	099-190-037	SFR	\$1 4.94	099-190-089	SFR	\$1 4.94
099-180-080	SFR	\$1 4.94	099-190-038	SFR	\$1 4.94	099-190-090	SFR	\$1 4.94
099-180-081	SFR	\$1 4.94	099-190-039	SFR	\$1 4.94	099-190-091	SFR	\$1 4.94
099-180-082	SFR	\$1 4.94	099-190-040	SFR	\$1 4.94	099-190-092	SFR	\$1 4.94
099-180-083	SFR	\$1 4.94	099-190-041	SFR	\$1 4.94	099-190-093	SFR	\$1 4.94
099-180-084	SFR	\$1 4.94	099-190-042	SFR	\$1 4.94	099-190-094	SFR	\$1 4.94
099-180-085	SFR	\$1 4.94	099-190-043	SFR	\$1 4.94	099-190-095	SFR	\$1 4.94
099-180-086	SFR	\$1 4.94	099-190-044	SFR	\$1 4.94	099-190-096	SFR	\$1 4.94
099-180-087	SFR	\$1 4.94	099-190-045	SFR	\$1 4.94	099-190-097	SFR	\$1 4.94

Assessor's Parcel Number	Property Class	FY18-19 Service Charge	Assessor's Parcel Number	Property Class	FY18-19 Service Charge	Assessor's Parcel Number	Property Class	FY18-19 Service Charge
099-190-098	SFR	\$1 4.94	099-200-021	SFR	\$1 4.94	099-220-015	CONDO	\$7.46
099-190-099	SFR	\$1 4.94	099-200-022	SFR	\$1 4.94	100-291-017	SFR	\$1 4.94
099-190-100	SFR	\$1 4.94	099-200-023	SFR	\$1 4.94	100-291-018	SFR	\$1 4.94
099-190-101	SFR	\$1 4.94	099-200-024	SFR	\$1 4.94	100-291-019	SFR	\$1 4.94
099-190-102	SFR	\$1 4.94	099-200-025	SFR	\$1 4.94	100-291-020	SFR	\$1 4.94
099-190-103	SFR	\$1 4.94	099-200-026	SFR	\$1 4.94	100-291-021	SFR	\$1 4.94
099-190-104	SFR	\$1 4.94	099-200-027	SFR	\$1 4.94	100-291-022	SFR	\$1 4.94
099-190-105	SFR	\$1 4.94	099-200-028	SFR	\$1 4.94	100-291-023	SFR	\$1 4.94
099-190-106	SFR	\$1 4.94	099-200-029	SFR	\$1 4.94	100-291-024	SFR	\$1 4.94
099-190-107	SFR	\$1 4.94	099-200-030	SFR	\$1 4.94	100-291-025	SFR	\$1 4.94
099-190-108	SFR	\$1 4.94	099-200-031	SFR	\$1 4.94	100-291-026	SFR	\$1 4.94
099-190-109	SFR	\$1 4.94	099-200-032	SFR	\$1 4.94	100-292-017	SFR	\$1 4.94
099-190-110	SFR	\$1 4.94	099-200-033	SFR	\$1 4.94	100-292-018	SFR	\$1 4.94
099-190-111	SFR	\$1 4.94	099-200-034	SFR	\$1 4.94	100-292-019	SFR	\$1 4.94
099-190-112	SFR	\$1 4.94	099-200-035	SFR	\$1 4.94	100-292-020	SFR	\$1 4.94
099-190-113	SFR	\$1 4.94	099-200-036	SFR	\$1 4.94	100-292-021	SFR	\$1 4.94
099-190-114	SFR	\$1 4.94	099-200-037	SFR	\$1 4.94	100-292-022	SFR	\$1 4.94
099-190-115	SFR	\$1 4.94	099-200-038	SFR	\$1 4.94	100-292-023	SFR	\$1 4.94
099-190-116	SFR	\$1 4.94	099-200-039	SFR	\$1 4.94	100-292-024	SFR	\$1 4.94
099-190-117	SFR	\$1 4.94	099-200-040	SFR	\$1 4.94	100-292-025	SFR	\$1 4.94
099-190-118	SFR	\$1 4.94	099-200-041	SFR	\$1 4.94	100-292-026	SFR	\$1 4.94
099-190-119	SFR	\$1 4.94	099-200-043	SFR	\$1 4.94	100-292-027	SFR	\$1 4.94
099-190-120	SFR	\$1 4.94	099-200-044	SFR	\$1 4.94	100-293-001	SFR	\$1 4.94
099-190-121	SFR	\$1 4.94	099-200-045	SFR	\$1 4.94	100-293-002	VSFR	\$7.46
099-190-122	SFR	\$1 4.94	099-200-046	SFR	\$1 4.94	100-293-003	MFR2	\$29.88
099-190-123	SFR	\$1 4.94	099-200-047	SFR	\$1 4.94	100-293-005	SFR	\$1 4.94
099-190-124	SFR	\$1 4.94	099-210-002	IND	\$74.70	100-293-006	SFR	\$1 4.94
099-190-125	SFR	\$1 4.94	099-210-003	IND	\$74.70	100-293-007	SFR	\$1 4.94
099-190-126	SFR	\$1 4.94	099-210-005	IND	\$74.70	100-293-008	SFR	\$1 4.94
099-190-127	SFR	\$1 4.94	099-210-006	IND	\$74.70	100-293-009	SFR	\$1 4.94
099-190-128	SFR	\$1 4.94	099-210-007	IND	\$74.70	100-293-013	SFR	\$1 4.94
099-190-129	SFR	\$1 4.94	099-210-010	VIND	\$74.70	100-293-015	VSFR	\$7.46
099-200-001	SFR	\$1 4.94	099-210-011	VIND	\$74.70	100-293-016	SFR	\$1 4.94
099-200-002	SFR	\$1 4.94	099-210-016	VIND	\$74.70	100-293-017	SFR	\$1 4.94
099-200-003	SFR	\$1 4.94	099-210-017	VIND	\$74.70	100-293-018	SFR	\$1 4.94
099-200-004	SFR	\$1 4.94	099-210-018	VIND	\$74.70	100-301-019	SFR	\$1 4.94
099-200-005	SFR	\$1 4.94	099-210-021	IND	\$74.70	100-301-020	SFR	\$1 4.94
099-200-006	SFR	\$1 4.94	099-210-022	COM	\$74.70	100-301-021	SFR	\$1 4.94
099-200-007	SFR	\$1 4.94	099-210-023	COM	\$74.70	100-301-022	SFR	\$1 4.94
099-200-008	SFR	\$1 4.94	099-210-024	IND	\$74.70	100-301-023	SFR	\$1 4.94
099-200-009	SFR	\$1 4.94	099-210-027	VIND	\$74.70	100-301-024	SFR	\$1 4.94
099-200-010	SFR	\$1 4.94	099-210-028	VIND	\$74.70	100-301-025	SFR	\$1 4.94
099-200-011	SFR	\$1 4.94	099-220-001	CONDO	\$7.46	100-301-026	SFR	\$1 4.94
099-200-012	SFR	\$1 4.94	099-220-002	CONDO	\$7.46	100-301-027	SFR	\$1 4.94
099-200-013	SFR	\$1 4.94	099-220-004	CONDO	\$7.46	100-301-028	SFR	\$1 4.94
099-200-014	SFR	\$1 4.94	099-220-005	CONDO	\$7.46	100-301-029	SFR	\$1 4.94
099-200-015	SFR	\$1 4.94	099-220-008	CONDO	\$7.46	100-301-030	SFR	\$1 4.94
099-200-016	SFR	\$1 4.94	099-220-009	CONDO	\$7.46	100-301-031	SFR	\$1 4.94
099-200-017	SFR	\$1 4.94	099-220-010	CONDO	\$7.46	100-301-032	SFR	\$1 4.94
099-200-018	SFR	\$1 4.94	099-220-012	CONDO	\$7.46	100-301-033	SFR	\$1 4.94
099-200-019	SFR	\$1 4.94	099-220-013	CONDO	\$7.46	100-301-034	SFR	\$1 4.94
099-200-020	SFR	\$1 4.94	099-220-014	CONDO	\$7.46	100-301-035	SFR	\$1 4.94

Assessor's Parcel Number	Property Class	FY18-19 Service Charge	Assessor's Parcel Number	Property Class	FY18-19 Service Charge	Assessor's Parcel Number	Property Class	FY18-19 Service Charge
100-302-018	SFR	\$1 4.94	100-311-043	SFR	\$1 4.94	100-321-050	SFR	\$1 4.94
100-302-019	SFR	\$1 4.94	100-311-044	SFR	\$1 4.94	100-321-051	SFR	\$1 4.94
100-302-020	SFR	\$1 4.94	100-311-045	SFR	\$1 4.94	100-321-052	SFR	\$1 4.94
100-302-021	SFR	\$1 4.94	100-311-046	SFR	\$1 4.94	100-321-054	IND	\$74.70
100-302-022	SFR	\$1 4.94	100-312-024	SFR	\$1 4.94	100-321-056	VIND	\$74.70
100-302-023	SFR	\$1 4.94	100-312-025	SFR	\$1 4.94	100-321-057	VSFR	\$7.46
100-302-024	SFR	\$1 4.94	100-312-026	SFR	\$1 4.94	100-401-011	SFR	\$1 4.94
100-302-025	SFR	\$1 4.94	100-312-027	SFR	\$1 4.94	100-401-012	MFR2	\$29.88
100-302-026	SFR	\$1 4.94	100-312-028	SFR	\$1 4.94	100-401-013	SFR	\$1 4.94
100-302-027	SFR	\$1 4.94	100-312-029	SFR	\$1 4.94	100-401-014	SFR	\$1 4.94
100-302-028	SFR	\$1 4.94	100-312-030	SFR	\$1 4.94	100-401-015	SFR	\$1 4.94
100-302-029	SFR	\$1 4.94	100-312-031	SFR	\$1 4.94	100-401-017	VSFR	\$7.46
100-302-030	SFR	\$1 4.94	100-312-032	SFR	\$1 4.94	100-401-024	SFR	\$1 4.94
100-302-031	SFR	\$1 4.94	100-312-033	SFR	\$1 4.94	100-401-025	SFR	\$1 4.94
100-302-032	SFR	\$1 4.94	100-312-034	SFR	\$1 4.94	100-401-026	SFR	\$1 4.94
100-302-033	SFR	\$1 4.94	100-312-035	SFR	\$1 4.94	100-401-027	SFR	\$1 4.94
100-302-034	SFR	\$1 4.94	100-312-036	SFR	\$1 4.94	100-401-028	SFR	\$1 4.94
100-303-002	SFR	\$1 4.94	100-312-037	SFR	\$1 4.94	100-401-029	SFR	\$1 4.94
100-303-003	SFR	\$1 4.94	100-312-038	SFR	\$1 4.94	100-401-030	SFR	\$1 4.94
100-303-004	SFR	\$1 4.94	100-312-039	COM	\$74.70	100-401-031	SFR	\$1 4.94
100-303-005	SFR	\$1 4.94	100-313-015	SFR	\$1 4.94	100-401-032	SFR	\$1 4.94
100-303-006	SFR	\$1 4.94	100-313-018	SFR	\$1 4.94	100-401-033	SFR	\$1 4.94
100-303-007	SFR	\$1 4.94	100-313-020	SFR	\$1 4.94	100-401-034	SFR	\$1 4.94
100-303-008	VSFR	\$7.46	100-313-021	SFR	\$1 4.94	100-401-035	SFR	\$1 4.94
100-303-009	SFR	\$1 4.94	100-313-025	SFR	\$1 4.94	100-401-036	SFR	\$1 4.94
100-303-010	SFR	\$1 4.94	100-313-028	SFR	\$1 4.94	100-401-037	SFR	\$1 4.94
100-303-011	SFR	\$1 4.94	100-313-029	SFR	\$1 4.94	100-401-038	SFR	\$1 4.94
100-303-012	SFR	\$1 4.94	100-313-032	SFR	\$1 4.94	100-401-039	SFR	\$1 4.94
100-303-013	SFR	\$1 4.94	100-313-034	SFR	\$1 4.94	100-401-040	SFR	\$1 4.94
100-303-014	SFR	\$1 4.94	100-313-041	SFR	\$1 4.94	100-401-041	SFR	\$1 4.94
100-303-015	SFR	\$1 4.94	100-313-043	SFR	\$1 4.94	100-401-042	SFR	\$1 4.94
100-303-016	SFR	\$1 4.94	100-313-045	SFR	\$1 4.94	100-401-043	SFR	\$1 4.94
100-303-019	SFR	\$1 4.94	100-313-046	SFR	\$1 4.94	100-401-044	SFR	\$1 4.94
100-304-002	SFR	\$1 4.94	100-313-047	SFR	\$1 4.94	100-401-045	SFR	\$1 4.94
100-304-007	SFR	\$1 4.94	100-313-048	SFR	\$1 4.94	100-401-046	SFR	\$1 4.94
100-304-008	SFR	\$1 4.94	100-313-049	SFR	\$1 4.94	100-410-004	SFR	\$1 4.94
100-311-025	SFR	\$1 4.94	100-313-050	SFR	\$1 4.94	100-410-005	SFR	\$1 4.94
100-311-028	SFR	\$1 4.94	100-314-004	SFR	\$1 4.94	100-410-006	SFR	\$1 4.94
100-311-029	SFR	\$1 4.94	100-314-005	SFR	\$1 4.94	100-410-007	SFR	\$1 4.94
100-311-030	SFR	\$1 4.94	100-321-016	SFR	\$1 4.94	100-410-008	SFR	\$1 4.94
100-311-031	SFR	\$1 4.94	100-321-025	SFR	\$1 4.94	100-410-009	SFR	\$1 4.94
100-311-032	SFR	\$1 4.94	100-321-027	SFR	\$1 4.94	100-410-010	SFR	\$1 4.94
100-311-033	SFR	\$1 4.94	100-321-028	SFR	\$1 4.94	100-410-011	SFR	\$1 4.94
100-311-034	SFR	\$1 4.94	100-321-029	IND	\$74.70	100-410-012	SFR	\$1 4.94
100-311-035	SFR	\$1 4.94	100-321-038	VIND	\$74.70	100-410-013	SFR	\$1 4.94
100-311-036	SFR	\$1 4.94	100-321-039	IND	\$74.70	100-410-014	SFR	\$1 4.94
100-311-037	SFR	\$1 4.94	100-321-040	MFR5	\$74.70	100-410-015	SFR	\$1 4.94
100-311-038	SFR	\$1 4.94	100-321-041	IND	\$74.70	100-410-016	SFR	\$1 4.94
100-311-039	SFR	\$1 4.94	100-321-045	SFR	\$1 4.94	100-410-017	SFR	\$1 4.94
100-311-040	SFR	\$1 4.94	100-321-047	SFR	\$1 4.94	100-410-018	SFR	\$1 4.94
100-311-041	SFR	\$1 4.94	100-321-048	SFR	\$1 4.94	100-410-019	SFR	\$1 4.94
100-311-042	SFR	\$1 4.94	100-321-049	SFR	\$1 4.94	100-410-020	SFR	\$1 4.94

Assessor's Parcel Number	Property Class	FY18-19 Service Charge	Assessor's Parcel Number	Property Class	FY18-19 Service Charge	Assessor's Parcel Number	Property Class	FY18-19 Service Charge
100-410-021	SFR	\$1 4.94	100-420-006	SFR	\$1 4.94	117-030-065	SFR	\$1 4.94
100-410-022	SFR	\$1 4.94	100-420-007	SFR	\$1 4.94	117-030-066	SFR	\$1 4.94
100-410-023	SFR	\$1 4.94	100-420-008	SFR	\$1 4.94	117-030-067	SFR	\$1 4.94
100-410-024	SFR	\$1 4.94	100-420-009	SFR	\$1 4.94	117-030-068	SFR	\$1 4.94
100-410-025	SFR	\$1 4.94	100-420-010	SFR	\$1 4.94	117-040-013	SFR	\$1 4.94
100-410-026	SFR	\$1 4.94	100-420-011	SFR	\$1 4.94	119-181-002	SFR	\$1 4.94
100-410-027	SFR	\$1 4.94	100-420-012	SFR	\$1 4.94	119-181-003	SFR	\$1 4.94
100-410-028	SFR	\$1 4.94	100-420-013	SFR	\$1 4.94	119-181-004	SFR	\$1 4.94
100-410-029	SFR	\$1 4.94	100-420-014	SFR	\$1 4.94	119-181-007	SFR	\$1 4.94
100-410-030	SFR	\$1 4.94	100-420-015	SFR	\$1 4.94	119-181-008	SFR	\$1 4.94
100-410-031	SFR	\$1 4.94	100-420-018	SFR	\$1 4.94	119-181-009	SFR	\$1 4.94
100-411-001	SFR	\$1 4.94	100-420-019	SFR	\$1 4.94	119-181-010	SFR	\$1 4.94
100-411-002	SFR	\$1 4.94	100-420-020	SFR	\$1 4.94	119-181-011	SFR	\$1 4.94
100-411-003	SFR	\$1 4.94	100-430-001	SFR	\$1 4.94	119-181-012	SFR	\$1 4.94
100-411-004	SFR	\$1 4.94	100-430-002	SFR	\$1 4.94	119-182-001	SFR	\$1 4.94
100-411-005	SFR	\$1 4.94	100-430-003	SFR	\$1 4.94	119-190-001	SFR	\$1 4.94
100-411-006	SFR	\$1 4.94	100-430-007	SFR	\$1 4.94	119-190-002	SFR	\$1 4.94
100-411-007	SFR	\$1 4.94	100-430-008	SFR	\$1 4.94	119-190-003	SFR	\$1 4.94
100-411-008	SFR	\$1 4.94	100-430-009	SFR	\$1 4.94	119-190-004	SFR	\$1 4.94
100-411-009	SFR	\$1 4.94	100-430-010	SFR	\$1 4.94	119-190-005	SFR	\$1 4.94
100-411-010	SFR	\$1 4.94	100-430-011	SFR	\$1 4.94	119-190-006	SFR	\$1 4.94
100-411-011	SFR	\$1 4.94	100-430-012	SFR	\$1 4.94	119-190-007	SFR	\$1 4.94
100-411-012	SFR	\$1 4.94	100-430-014	SFR	\$1 4.94	119-250-001	SFR	\$1 4.94
100-411-013	SFR	\$1 4.94	100-430-015	SFR	\$1 4.94	119-250-002	SFR	\$1 4.94
100-411-014	SFR	\$1 4.94	100-430-016	SFR	\$1 4.94	119-250-003	SFR	\$1 4.94
100-411-015	SFR	\$1 4.94	100-430-017	SFR	\$1 4.94	119-250-004	SFR	\$1 4.94
100-411-016	SFR	\$1 4.94	116-110-038	SFR	\$1 4.94	119-250-005	SFR	\$1 4.94
100-412-001	SFR	\$1 4.94	116-130-053	SFR	\$1 4.94	119-250-006	SFR	\$1 4.94
100-412-002	SFR	\$1 4.94	116-130-054	SFR	\$1 4.94	119-250-007	SFR	\$1 4.94
100-412-003	SFR	\$1 4.94	116-130-055	SFR	\$1 4.94	119-250-008	SFR	\$1 4.94
100-412-004	SFR	\$1 4.94	116-270-003	SFR	\$1 4.94	119-500-002	SFR	\$1 4.94
100-412-005	SFR	\$1 4.94	116-270-004	SFR	\$1 4.94	119-500-003	SFR	\$1 4.94
100-412-006	SFR	\$1 4.94	116-270-005	SFR	\$1 4.94	119-500-004	SFR	\$1 4.94
100-412-007	SFR	\$1 4.94	116-270-006	SFR	\$1 4.94	119-500-005	SFR	\$1 4.94
100-412-008	SFR	\$1 4.94	116-270-007	SFR	\$1 4.94	119-500-006	SFR	\$1 4.94
100-412-009	SFR	\$1 4.94	116-270-008	SFR	\$1 4.94	119-500-007	SFR	\$1 4.94
100-412-010	SFR	\$1 4.94	116-270-009	SFR	\$1 4.94	119-500-008	SFR	\$1 4.94
100-412-011	SFR	\$1 4.94	116-270-010	SFR	\$1 4.94	119-500-009	SFR	\$1 4.94
100-412-012	SFR	\$1 4.94	116-270-011	SFR	\$1 4.94	119-500-010	SFR	\$1 4.94
100-412-013	SFR	\$1 4.94	116-270-012	SFR	\$1 4.94	119-500-011	SFR	\$1 4.94
100-412-014	SFR	\$1 4.94	116-270-013	SFR	\$1 4.94	119-500-012	SFR	\$1 4.94
100-412-016	SFR	\$1 4.94	116-270-014	SFR	\$1 4.94	125-020-045	COM	\$74.70
100-412-017	SFR	\$1 4.94	116-270-015	SFR	\$1 4.94	125-020-051	COM	\$74.70
100-412-018	SFR	\$1 4.94	116-270-019	SFR	\$1 4.94	125-020-058	COM	\$74.70
100-412-019	SFR	\$1 4.94	116-270-029	SFR	\$1 4.94	125-020-062	IND	\$74.70
100-412-020	SFR	\$1 4.94	117-030-058	SFR	\$1 4.94	125-020-066	COM	\$74.70
100-412-021	SFR	\$1 4.94	117-030-059	SFR	\$1 4.94	125-020-070	IND	\$74.70
100-420-001	SFR	\$1 4.94	117-030-060	SFR	\$1 4.94	125-031-002	SFR	\$1 4.94
100-420-002	SFR	\$1 4.94	117-030-061	SFR	\$1 4.94	125-031-003	SFR	\$1 4.94
100-420-003	SFR	\$1 4.94	117-030-062	SFR	\$1 4.94	125-031-004	SFR	\$1 4.94
100-420-004	SFR	\$1 4.94	117-030-063	SFR	\$1 4.94	125-031-006	COM	\$74.70
100-420-005	SFR	\$1 4.94	117-030-064	SFR	\$1 4.94	125-031-007	IND	\$74.70

Assessor's Parcel Number	Property Class	FY18-19 Service Charge	Assessor's Parcel Number	Property Class	FY18-19 Service Charge	Assessor's Parcel Number	Property Class	FY18-19 Service Charge
125-031-010	IND	\$74.70	125-074-018	SFR	\$14.94	125-080-068	SFR	\$14.94
125-032-004	COM	\$74.70	125-075-003	SFR	\$14.94	125-080-069	SFR	\$14.94
125-032-005	COM	\$74.70	125-075-004	SFR	\$14.94	125-080-070	SFR	\$14.94
125-032-006	SFR	\$14.94	125-075-005	SFR	\$14.94	125-080-071	SFR	\$14.94
125-032-012	COM	\$74.70	125-075-007	SFR	\$14.94	125-080-072	SFR	\$14.94
125-032-030	COM	\$74.70	125-075-010	SFR	\$14.94	125-080-073	SFR	\$14.94
125-032-031	COM	\$74.70	125-075-011	SFR	\$14.94	125-080-074	SFR	\$14.94
125-032-032	COM	\$74.70	125-075-012	SFR	\$14.94	125-080-075	SFR	\$14.94
125-032-033	VCOM	\$7.46	125-075-013	VSFR	\$7.46	125-080-076	SFR	\$14.94
125-032-035	COM	\$74.70	125-076-002	SFR	\$14.94	125-080-077	SFR	\$14.94
125-041-006	COM	\$74.70	125-077-018	COM	\$74.70	125-080-078	SFR	\$14.94
125-041-008	IND	\$74.70	125-077-024	INST	\$74.70	125-080-079	SFR	\$14.94
125-041-012	IND	\$74.70	125-077-028	COM	\$74.70	125-080-080	SFR	\$14.94
125-041-014	COM	\$74.70	125-080-007	SFR	\$14.94	125-080-081	SFR	\$14.94
125-041-016	IND	\$74.70	125-080-008	SFR	\$14.94	125-080-082	SFR	\$14.94
125-041-017	IND	\$74.70	125-080-012	SFR	\$14.94	125-080-083	SFR	\$14.94
125-041-018	SFR	\$14.94	125-080-019	SFR	\$14.94	125-080-084	SFR	\$14.94
125-041-019	COM	\$74.70	125-080-020	SFR	\$14.94	125-080-085	SFR	\$14.94
125-041-020	COM	\$74.70	125-080-021	SFR	\$14.94	125-080-086	SFR	\$14.94
125-041-021	VIND	\$74.70	125-080-035	SFR	\$14.94	125-080-087	SFR	\$14.94
125-041-022	IND	\$74.70	125-080-036	SFR	\$14.94	125-080-088	SFR	\$14.94
125-046-001	COM	\$74.70	125-080-037	SFR	\$14.94	125-080-089	SFR	\$14.94
125-046-009	COM	\$74.70	125-080-038	SFR	\$14.94	125-080-090	SFR	\$14.94
125-046-010	COM	\$74.70	125-080-039	SFR	\$14.94	125-080-091	SFR	\$14.94
125-071-005	SFR	\$14.94	125-080-040	SFR	\$14.94	125-080-092	SFR	\$14.94
125-071-008	SFR	\$14.94	125-080-041	SFR	\$14.94	125-080-093	SFR	\$14.94
125-071-009	SFR	\$14.94	125-080-042	SFR	\$14.94	125-080-094	SFR	\$14.94
125-071-010	SFR	\$14.94	125-080-043	SFR	\$14.94	125-080-095	SFR	\$14.94
125-071-011	VSFR	\$7.46	125-080-044	SFR	\$14.94	125-080-096	SFR	\$14.94
125-071-012	VSFR	\$7.46	125-080-045	SFR	\$14.94	125-080-097	SFR	\$14.94
125-072-005	SFR	\$14.94	125-080-046	SFR	\$14.94	125-080-098	SFR	\$14.94
125-072-006	SFR	\$14.94	125-080-047	SFR	\$14.94	125-080-099	SFR	\$14.94
125-072-007	SFR	\$14.94	125-080-048	SFR	\$14.94	125-080-100	SFR	\$14.94
125-072-008	SFR	\$14.94	125-080-049	SFR	\$14.94	125-080-101	SFR	\$14.94
125-072-009	SFR	\$14.94	125-080-050	SFR	\$14.94	125-080-102	SFR	\$14.94
125-072-010	SFR	\$14.94	125-080-051	SFR	\$14.94	125-080-103	SFR	\$14.94
125-072-011	SFR	\$14.94	125-080-052	SFR	\$14.94	125-080-104	SFR	\$14.94
125-072-012	SFR	\$14.94	125-080-053	SFR	\$14.94	125-080-105	SFR	\$14.94
125-072-013	SFR	\$14.94	125-080-054	SFR	\$14.94	125-080-107	CONDO	\$7.46
125-072-014	SFR	\$14.94	125-080-055	SFR	\$14.94	125-080-108	CONDO	\$7.46
125-072-015	SFR	\$14.94	125-080-056	SFR	\$14.94	125-080-109	CONDO	\$7.46
125-074-004	SFR	\$14.94	125-080-057	SFR	\$14.94	125-080-110	CONDO	\$7.46
125-074-005	SFR	\$14.94	125-080-058	SFR	\$14.94	125-080-111	CONDO	\$7.46
125-074-006	SFR	\$14.94	125-080-059	SFR	\$14.94	125-080-112	CONDO	\$7.46
125-074-009	SFR	\$14.94	125-080-060	SFR	\$14.94	125-080-113	CONDO	\$7.46
125-074-010	MFR2	\$29.88	125-080-061	SFR	\$14.94	125-080-114	CONDO	\$7.46
125-074-011	SFR	\$14.94	125-080-062	SFR	\$14.94	125-080-115	CONDO	\$7.46
125-074-012	SFR	\$14.94	125-080-063	SFR	\$14.94	125-080-116	CONDO	\$7.46
125-074-013	SFR	\$14.94	125-080-064	SFR	\$14.94	125-080-117	CONDO	\$7.46
125-074-014	SFR	\$14.94	125-080-065	SFR	\$14.94	125-080-118	CONDO	\$7.46
125-074-016	SFR	\$14.94	125-080-066	SFR	\$14.94	125-080-119	CONDO	\$7.46
125-074-017	SFR	\$14.94	125-080-067	SFR	\$14.94	125-080-120	CONDO	\$7.46

Assessor's Parcel Number	Property Class	FY18-19 Service Charge	Assessor's Parcel Number	Property Class	FY18-19 Service Charge	Assessor's Parcel Number	Property Class	FY18-19 Service Charge
125-080-121	CONDO	\$7.46	125-100-009	SFR	\$14.94	125-113-004	SFR	\$14.94
125-080-122	CONDO	\$7.46	125-100-010	SFR	\$14.94	125-113-005	SFR	\$14.94
125-090-001	SFR	\$14.94	125-100-011	SFR	\$14.94	125-113-006	SFR	\$14.94
125-090-002	SFR	\$14.94	125-100-012	SFR	\$14.94	125-113-007	SFR	\$14.94
125-090-003	SFR	\$14.94	125-100-013	SFR	\$14.94	125-113-008	SFR	\$14.94
125-090-004	SFR	\$14.94	125-100-014	SFR	\$14.94	125-113-009	SFR	\$14.94
125-090-005	SFR	\$14.94	125-100-015	SFR	\$14.94	125-113-010	SFR	\$14.94
125-090-006	SFR	\$14.94	125-100-016	MFR	\$44.82	125-114-005	SFR	\$14.94
125-090-009	SFR	\$14.94	125-100-017	SFR	\$14.94	125-114-006	SFR	\$14.94
125-090-010	SFR	\$14.94	125-100-018	VSFR	\$7.46	125-114-007	SFR	\$14.94
125-090-032	SFR	\$14.94	125-100-021	SFR	\$14.94	125-114-008	SFR	\$14.94
125-090-033	SFR	\$14.94	125-100-022	SFR	\$14.94	125-114-009	SFR	\$14.94
125-090-036	SFR	\$14.94	125-100-023	SFR	\$14.94	125-114-010	SFR	\$14.94
125-090-037	SFR	\$14.94	125-100-026	VSFR	\$7.46	125-114-011	SFR	\$14.94
125-090-038	SFR	\$14.94	125-100-027	SFR	\$14.94	125-114-012	SFR	\$14.94
125-090-039	SFR	\$14.94	125-100-035	VSFR	\$7.46	125-114-013	SFR	\$14.94
125-090-067	MFR2	\$29.88	125-100-037	SFR	\$14.94	125-114-014	SFR	\$14.94
125-090-068	SFR	\$14.94	125-100-039	INST	\$74.70	125-114-015	SFR	\$14.94
125-090-069	MFR2	\$29.88	125-111-001	SFR	\$14.94	125-114-016	SFR	\$14.94
125-090-070	SFR	\$14.94	125-111-002	SFR	\$14.94	125-114-017	SFR	\$14.94
125-090-071	SFR	\$14.94	125-111-003	SFR	\$14.94	125-114-019	SFR	\$14.94
125-090-072	SFR	\$14.94	125-111-004	SFR	\$14.94	125-114-020	SFR	\$14.94
125-091-051	SFR	\$14.94	125-111-005	SFR	\$14.94	125-114-021	SFR	\$14.94
125-091-052	SFR	\$14.94	125-111-006	SFR	\$14.94	125-114-022	SFR	\$14.94
125-091-053	SFR	\$14.94	125-111-007	SFR	\$14.94	125-115-002	SFR	\$14.94
125-091-054	SFR	\$14.94	125-111-008	SFR	\$14.94	125-115-003	SFR	\$14.94
125-091-055	SFR	\$14.94	125-111-009	SFR	\$14.94	125-115-004	SFR	\$14.94
125-091-056	SFR	\$14.94	125-111-010	SFR	\$14.94	125-115-005	SFR	\$14.94
125-091-057	SFR	\$14.94	125-111-011	SFR	\$14.94	125-115-006	SFR	\$14.94
125-091-058	SFR	\$14.94	125-111-012	SFR	\$14.94	125-115-007	SFR	\$14.94
125-091-059	SFR	\$14.94	125-111-013	SFR	\$14.94	125-115-008	SFR	\$14.94
125-091-060	SFR	\$14.94	125-111-014	SFR	\$14.94	125-115-009	SFR	\$14.94
125-091-061	SFR	\$14.94	125-111-015	SFR	\$14.94	125-115-010	SFR	\$14.94
125-091-062	SFR	\$14.94	125-111-016	SFR	\$14.94	125-120-003	SFR	\$14.94
125-091-063	SFR	\$14.94	125-111-017	SFR	\$14.94	125-120-007	SFR	\$14.94
125-091-064	SFR	\$14.94	125-111-018	SFR	\$14.94	125-120-010	SFR	\$14.94
125-091-065	SFR	\$14.94	125-111-019	SFR	\$14.94	125-120-012	SFR	\$14.94
125-091-066	SFR	\$14.94	125-111-020	SFR	\$14.94	125-120-014	SFR	\$14.94
125-091-067	SFR	\$14.94	125-111-021	SFR	\$14.94	125-120-015	SFR	\$14.94
125-091-068	SFR	\$14.94	125-111-022	SFR	\$14.94	125-120-017	VCOM	\$7.46
125-091-069	SFR	\$14.94	125-111-023	SFR	\$14.94	125-120-021	MFR4	\$59.76
125-091-070	SFR	\$14.94	125-111-024	SFR	\$14.94	125-120-025	SFR	\$14.94
125-091-071	SFR	\$14.94	125-111-025	SFR	\$14.94	125-120-026	SFR	\$14.94
125-091-072	SFR	\$14.94	125-111-026	SFR	\$14.94	125-120-034	SFR	\$14.94
125-091-073	SFR	\$14.94	125-111-027	SFR	\$14.94	125-120-037	SFR	\$14.94
125-091-074	SFR	\$14.94	125-111-028	SFR	\$14.94	125-120-038	SFR	\$14.94
125-091-075	SFR	\$14.94	125-112-001	SFR	\$14.94	125-120-039	SFR	\$14.94
125-091-076	SFR	\$14.94	125-112-002	SFR	\$14.94	125-120-040	SFR	\$14.94
125-091-077	SFR	\$14.94	125-112-003	SFR	\$14.94	125-120-041	SFR	\$14.94
125-091-078	SFR	\$14.94	125-113-001	SFR	\$14.94	125-120-042	SFR	\$14.94
125-091-079	SFR	\$14.94	125-113-002	SFR	\$14.94	125-120-045	SFR	\$14.94
125-091-080	SFR	\$14.94	125-113-003	SFR	\$14.94	125-120-046	SFR	\$14.94

Assessor's Parcel Number	Property Class	FY18-19 Service Charge	Assessor's Parcel Number	Property Class	FY18-19 Service Charge	Assessor's Parcel Number	Property Class	FY18-19 Service Charge
125-120-047	SFR	\$14.94	125-140-007	COM	\$74.70	125-153-007	SFR	\$14.94
125-120-048	SFR	\$14.94	125-140-008	COM	\$74.70	125-153-008	SFR	\$14.94
125-120-049	SFR	\$14.94	125-140-010	SFR	\$14.94	125-155-001	SFR	\$14.94
125-120-050	SFR	\$14.94	125-140-011	SFR	\$14.94	125-155-002	SFR	\$14.94
125-120-051	SFR	\$14.94	125-140-012	SFR	\$14.94	125-155-003	SFR	\$14.94
125-120-052	SFR	\$14.94	125-140-013	SFR	\$14.94	125-155-004	SFR	\$14.94
125-120-053	SFR	\$14.94	125-140-014	SFR	\$14.94	125-155-005	SFR	\$14.94
125-120-054	SFR	\$14.94	125-140-015	SFR	\$14.94	125-155-006	SFR	\$14.94
125-120-055	SFR	\$14.94	125-140-016	SFR	\$14.94	125-155-007	SFR	\$14.94
125-120-056	SFR	\$14.94	125-140-017	SFR	\$14.94	125-155-008	SFR	\$14.94
125-120-057	SFR	\$14.94	125-140-018	SFR	\$14.94	125-155-009	SFR	\$14.94
125-120-058	SFR	\$14.94	125-140-019	SFR	\$14.94	125-155-010	SFR	\$14.94
125-120-063	SFR	\$14.94	125-140-020	SFR	\$14.94	125-155-011	SFR	\$14.94
125-120-064	SFR	\$14.94	125-140-021	SFR	\$14.94	125-155-012	SFR	\$14.94
125-120-065	SFR	\$14.94	125-140-022	SFR	\$14.94	125-155-013	SFR	\$14.94
125-120-066	SFR	\$14.94	125-140-023	SFR	\$14.94	125-155-014	SFR	\$14.94
125-120-067	SFR	\$14.94	125-140-027	COM	\$74.70	125-155-015	SFR	\$14.94
125-120-068	SFR	\$14.94	125-140-028	COM	\$74.70	125-155-016	SFR	\$14.94
125-120-069	SFR	\$14.94	125-151-001	SFR	\$14.94	125-155-017	SFR	\$14.94
125-120-070	SFR	\$14.94	125-151-002	SFR	\$14.94	125-155-021	VCOM	\$7.46
125-120-071	SFR	\$14.94	125-151-003	SFR	\$14.94	125-155-022	SFR	\$14.94
125-120-072	SFR	\$14.94	125-151-004	SFR	\$14.94	125-155-024	VSFR	\$7.46
125-120-073	MFR2	\$29.88	125-151-005	SFR	\$14.94	125-155-026	VCOM	\$7.46
125-120-074	SFR	\$14.94	125-151-006	SFR	\$14.94	125-155-029	CONDO	\$7.46
125-120-075	SFR	\$14.94	125-151-007	SFR	\$14.94	125-155-030	CONDO	\$7.46
125-120-076	SFR	\$14.94	125-151-008	SFR	\$14.94	125-155-031	CONDO	\$7.46
125-120-078	SFR	\$14.94	125-151-009	SFR	\$14.94	125-155-032	CONDO	\$7.46
125-120-079	SFR	\$14.94	125-151-010	SFR	\$14.94	125-155-033	CONDO	\$7.46
125-120-083	SFR	\$14.94	125-151-011	SFR	\$14.94	125-155-034	CONDO	\$7.46
125-120-085	SFR	\$14.94	125-151-012	SFR	\$14.94	125-155-035	CONDO	\$7.46
125-120-086	SFR	\$14.94	125-151-013	SFR	\$14.94	125-155-036	CONDO	\$7.46
125-120-091	SFR	\$14.94	125-151-014	SFR	\$14.94	125-155-037	CONDO	\$7.46
125-120-092	SFR	\$14.94	125-151-015	SFR	\$14.94	125-155-038	CONDO	\$7.46
125-120-093	SFR	\$14.94	125-152-001	SFR	\$14.94	125-155-039	CONDO	\$7.46
125-120-095	SFR	\$14.94	125-152-002	SFR	\$14.94	125-155-040	CONDO	\$7.46
125-120-096	SFR	\$14.94	125-152-003	SFR	\$14.94	125-155-041	CONDO	\$7.46
125-120-097	SFR	\$14.94	125-152-004	SFR	\$14.94	125-155-042	CONDO	\$7.46
125-120-098	SFR	\$14.94	125-152-005	SFR	\$14.94	125-155-043	CONDO	\$7.46
125-120-099	SFR	\$14.94	125-152-006	SFR	\$14.94	125-155-044	CONDO	\$7.46
125-120-100	COM	\$74.70	125-152-007	SFR	\$14.94	125-155-045	CONDO	\$7.46
125-120-105	VCOM	\$7.46	125-152-008	SFR	\$14.94	125-155-046	CONDO	\$7.46
125-120-109	MFR5	\$74.70	125-152-009	SFR	\$14.94	125-155-047	CONDO	\$7.46
125-120-110	INST	\$74.70	125-152-010	SFR	\$14.94	125-155-048	CONDO	\$7.46
125-120-111	INST	\$74.70	125-152-011	SFR	\$14.94	125-155-049	CONDO	\$7.46
125-120-112	MFR7	\$104.58	125-152-012	SFR	\$14.94	125-155-050	CONDO	\$7.46
125-120-113	CONDO	\$7.46	125-152-013	SFR	\$14.94	125-155-051	SFR	\$14.94
125-120-114	CONDO	\$7.46	125-153-001	SFR	\$14.94	125-155-052	SFR	\$14.94
125-120-115	CONDO	\$7.46	125-153-002	SFR	\$14.94	125-156-001	SFR	\$14.94
125-120-116	CONDO	\$7.46	125-153-003	SFR	\$14.94	125-156-002	SFR	\$14.94
125-130-016	COM	\$74.70	125-153-004	SFR	\$14.94	125-156-003	SFR	\$14.94
125-140-005	VCOM	\$7.46	125-153-005	SFR	\$14.94	125-156-004	SFR	\$14.94
125-140-006	MFR5	\$74.70	125-153-006	SFR	\$14.94	125-156-005	SFR	\$14.94



Assessor's Parcel Number	Property Class	FY18-19 Service Charge	Assessor's Parcel Number	Property Class	FY18-19 Service Charge	Assessor's Parcel Number	Property Class	FY18-19 Service Charge
125-156-006	SFR	\$1 4.94	125-163-005	SFR	\$1 4.94	125-173-001	SFR	\$1 4.94
125-156-007	SFR	\$1 4.94	125-163-006	SFR	\$1 4.94	125-173-002	SFR	\$1 4.94
125-156-008	SFR	\$1 4.94	125-163-007	SFR	\$1 4.94	125-173-003	SFR	\$1 4.94
125-156-009	SFR	\$1 4.94	125-163-008	SFR	\$1 4.94	125-173-004	SFR	\$1 4.94
125-156-010	SFR	\$1 4.94	125-163-009	SFR	\$1 4.94	125-173-005	SFR	\$1 4.94
125-156-011	SFR	\$1 4.94	125-163-010	SFR	\$1 4.94	125-174-001	SFR	\$1 4.94
125-156-012	SFR	\$1 4.94	125-163-011	SFR	\$1 4.94	125-174-002	SFR	\$1 4.94
125-156-013	SFR	\$1 4.94	125-163-012	SFR	\$1 4.94	125-174-003	SFR	\$1 4.94
125-156-014	SFR	\$1 4.94	125-163-013	SFR	\$1 4.94	125-174-004	SFR	\$1 4.94
125-156-015	SFR	\$1 4.94	125-163-014	SFR	\$1 4.94	125-174-005	SFR	\$1 4.94
125-156-016	SFR	\$1 4.94	125-163-015	SFR	\$1 4.94	125-174-006	SFR	\$1 4.94
125-156-017	SFR	\$1 4.94	125-163-016	SFR	\$1 4.94	125-174-007	SFR	\$1 4.94
125-156-018	SFR	\$1 4.94	125-163-017	SFR	\$1 4.94	125-174-008	SFR	\$1 4.94
125-156-019	SFR	\$1 4.94	125-163-018	SFR	\$1 4.94	125-174-009	SFR	\$1 4.94
125-156-020	SFR	\$1 4.94	125-163-019	SFR	\$1 4.94	125-174-010	SFR	\$1 4.94
125-156-021	SFR	\$1 4.94	125-163-020	SFR	\$1 4.94	125-181-001	SFR	\$1 4.94
125-156-022	SFR	\$1 4.94	125-163-021	SFR	\$1 4.94	125-181-002	SFR	\$1 4.94
125-156-023	SFR	\$1 4.94	125-163-022	SFR	\$1 4.94	125-181-003	SFR	\$1 4.94
125-156-024	SFR	\$1 4.94	125-164-001	SFR	\$1 4.94	125-181-004	SFR	\$1 4.94
125-156-025	SFR	\$1 4.94	125-164-002	SFR	\$1 4.94	125-181-005	SFR	\$1 4.94
125-156-026	SFR	\$1 4.94	125-164-003	SFR	\$1 4.94	125-181-006	SFR	\$1 4.94
125-156-027	SFR	\$1 4.94	125-164-004	SFR	\$1 4.94	125-181-007	SFR	\$1 4.94
125-156-028	SFR	\$1 4.94	125-164-005	SFR	\$1 4.94	125-181-008	SFR	\$1 4.94
125-156-029	SFR	\$1 4.94	125-164-006	SFR	\$1 4.94	125-182-001	SFR	\$1 4.94
125-156-030	SFR	\$1 4.94	125-164-007	SFR	\$1 4.94	125-182-002	SFR	\$1 4.94
125-156-031	SFR	\$1 4.94	125-164-008	SFR	\$1 4.94	125-182-003	SFR	\$1 4.94
125-156-032	SFR	\$1 4.94	125-164-009	SFR	\$1 4.94	125-182-004	SFR	\$1 4.94
125-156-033	SFR	\$1 4.94	125-164-010	SFR	\$1 4.94	125-182-005	SFR	\$1 4.94
125-156-034	SFR	\$1 4.94	125-165-001	SFR	\$1 4.94	125-182-006	SFR	\$1 4.94
125-156-035	SFR	\$1 4.94	125-165-002	SFR	\$1 4.94	125-182-007	SFR	\$1 4.94
125-156-036	SFR	\$1 4.94	125-165-003	SFR	\$1 4.94	125-182-008	SFR	\$1 4.94
125-156-037	SFR	\$1 4.94	125-165-004	SFR	\$1 4.94	125-182-009	SFR	\$1 4.94
125-156-038	SFR	\$1 4.94	125-165-005	SFR	\$1 4.94	125-182-010	SFR	\$1 4.94
125-156-039	SFR	\$1 4.94	125-165-006	SFR	\$1 4.94	125-182-011	SFR	\$1 4.94
125-161-001	SFR	\$1 4.94	125-165-007	SFR	\$1 4.94	125-182-012	SFR	\$1 4.94
125-161-002	SFR	\$1 4.94	125-165-008	SFR	\$1 4.94	125-182-013	SFR	\$1 4.94
125-161-003	SFR	\$1 4.94	125-165-009	SFR	\$1 4.94	125-182-014	SFR	\$1 4.94
125-161-004	SFR	\$1 4.94	125-171-001	SFR	\$1 4.94	125-182-015	SFR	\$1 4.94
125-161-005	SFR	\$1 4.94	125-171-002	SFR	\$1 4.94	125-182-016	SFR	\$1 4.94
125-161-006	SFR	\$1 4.94	125-171-003	SFR	\$1 4.94	125-182-017	SFR	\$1 4.94
125-161-007	SFR	\$1 4.94	125-171-004	SFR	\$1 4.94	125-182-018	SFR	\$1 4.94
125-161-008	SFR	\$1 4.94	125-171-005	SFR	\$1 4.94	125-182-019	SFR	\$1 4.94
125-161-009	SFR	\$1 4.94	125-171-006	SFR	\$1 4.94	125-182-020	SFR	\$1 4.94
125-161-010	SFR	\$1 4.94	125-172-001	SFR	\$1 4.94	125-183-001	SFR	\$1 4.94
125-162-001	SFR	\$1 4.94	125-172-002	SFR	\$1 4.94	125-183-002	SFR	\$1 4.94
125-162-002	SFR	\$1 4.94	125-172-003	SFR	\$1 4.94	125-183-003	SFR	\$1 4.94
125-162-003	SFR	\$1 4.94	125-172-004	SFR	\$1 4.94	125-183-004	SFR	\$1 4.94
125-162-004	SFR	\$1 4.94	125-172-005	SFR	\$1 4.94	125-183-005	SFR	\$1 4.94
125-163-001	SFR	\$1 4.94	125-172-006	SFR	\$1 4.94	125-183-006	SFR	\$1 4.94
125-163-002	SFR	\$1 4.94	125-172-007	SFR	\$1 4.94	125-184-001	SFR	\$1 4.94
125-163-003	SFR	\$1 4.94	125-172-008	SFR	\$1 4.94	125-184-002	SFR	\$1 4.94
125-163-004	SFR	\$1 4.94	125-172-009	SFR	\$1 4.94	125-184-003	SFR	\$1 4.94

Assessor's Parcel Number	Property Class	FY18-19 Service Charge	Assessor's Parcel Number	Property Class	FY18-19 Service Charge	Assessor's Parcel Number	Property Class	FY18-19 Service Charge
125-184-004	SFR	\$1 4.94	125-193-010	SFR	\$1 4.94	125-260-001	SFR	\$1 4.94
125-184-005	SFR	\$1 4.94	125-193-011	SFR	\$1 4.94	125-260-002	SFR	\$1 4.94
125-184-006	SFR	\$1 4.94	125-193-012	SFR	\$1 4.94	125-260-005	SFR	\$1 4.94
125-184-007	SFR	\$1 4.94	125-193-013	SFR	\$1 4.94	125-260-006	VSFR	\$7.46
125-184-008	SFR	\$1 4.94	125-193-014	SFR	\$1 4.94	125-260-007	SFR	\$1 4.94
125-185-003	SFR	\$1 4.94	125-193-015	SFR	\$1 4.94	125-260-008	SFR	\$1 4.94
125-185-018	SFR	\$1 4.94	125-193-016	SFR	\$1 4.94	125-260-009	SFR	\$1 4.94
125-185-022	SFR	\$1 4.94	125-193-017	SFR	\$1 4.94	125-260-010	VSFR	\$7.46
125-185-023	SFR	\$1 4.94	125-193-018	SFR	\$1 4.94	125-260-011	SFR	\$1 4.94
125-185-024	SFR	\$1 4.94	125-193-045	SFR	\$1 4.94	125-260-012	SFR	\$1 4.94
125-185-025	SFR	\$1 4.94	125-193-050	SFR	\$1 4.94	125-271-001	SFR	\$1 4.94
125-185-026	SFR	\$1 4.94	125-193-051	SFR	\$1 4.94	125-271-004	SFR	\$1 4.94
125-186-001	SFR	\$1 4.94	125-193-052	SFR	\$1 4.94	125-271-006	SFR	\$1 4.94
125-186-002	SFR	\$1 4.94	125-193-053	SFR	\$1 4.94	125-271-009	SFR	\$1 4.94
125-186-003	SFR	\$1 4.94	125-193-054	SFR	\$1 4.94	125-271-010	SFR	\$1 4.94
125-186-004	SFR	\$1 4.94	125-193-055	SFR	\$1 4.94	125-271-012	SFR	\$1 4.94
125-186-005	SFR	\$1 4.94	125-193-056	SFR	\$1 4.94	125-271-013	VSFR	\$7.46
125-191-001	SFR	\$1 4.94	125-220-002	COM	\$74.70	125-271-014	SFR	\$1 4.94
125-191-002	SFR	\$1 4.94	125-220-007	IND	\$74.70	125-271-015	SFR	\$1 4.94
125-191-003	SFR	\$1 4.94	125-220-010	IND	\$74.70	125-271-016	SFR	\$1 4.94
125-191-004	SFR	\$1 4.94	125-220-011	COM	\$74.70	125-272-002	SFR	\$1 4.94
125-191-005	SFR	\$1 4.94	125-220-012	COM	\$74.70	125-272-003	SFR	\$1 4.94
125-191-006	SFR	\$1 4.94	125-220-015	IND	\$74.70	125-272-004	VSFR	\$7.46
125-191-007	SFR	\$1 4.94	125-220-016	IND	\$74.70	125-272-005	SFR	\$1 4.94
125-191-008	SFR	\$1 4.94	125-220-017	COM	\$74.70	125-272-006	SFR	\$1 4.94
125-191-009	SFR	\$1 4.94	125-220-018	COM	\$74.70	125-272-007	SFR	\$1 4.94
125-191-010	SFR	\$1 4.94	125-220-019	VIND	\$74.70	125-272-008	SFR	\$1 4.94
125-191-011	SFR	\$1 4.94	125-220-020	VCOM	\$7.46	125-272-009	SFR	\$1 4.94
125-191-012	SFR	\$1 4.94	125-231-010	IND	\$74.70	125-272-012	SFR	\$1 4.94
125-191-013	SFR	\$1 4.94	125-231-011	IND	\$74.70	125-272-013	SFR	\$1 4.94
125-191-014	SFR	\$1 4.94	125-231-012	IND	\$74.70	125-272-014	SFR	\$1 4.94
125-191-015	SFR	\$1 4.94	125-231-013	IND	\$74.70	125-272-015	SFR	\$1 4.94
125-191-016	SFR	\$1 4.94	125-232-002	IND	\$74.70	125-272-017	SFR	\$1 4.94
125-191-017	SFR	\$1 4.94	125-232-003	IND	\$74.70	125-272-018	SFR	\$1 4.94
125-192-001	SFR	\$1 4.94	125-232-005	IND	\$74.70	125-272-023	SFR	\$1 4.94
125-192-002	SFR	\$1 4.94	125-232-006	COM	\$74.70	125-272-024	SFR	\$1 4.94
125-192-003	SFR	\$1 4.94	125-232-007	IND	\$74.70	125-272-025	SFR	\$1 4.94
125-192-004	SFR	\$1 4.94	125-232-008	IND	\$74.70	125-272-026	SFR	\$1 4.94
125-192-005	SFR	\$1 4.94	125-240-023	IND	\$74.70	125-272-027	VSFR	\$7.46
125-192-006	SFR	\$1 4.94	125-240-029	IND	\$74.70	125-272-028	SFR	\$1 4.94
125-192-007	SFR	\$1 4.94	125-240-032	IND	\$74.70	125-281-001	SFR	\$1 4.94
125-192-008	SFR	\$1 4.94	125-240-034	COM	\$74.70	125-281-002	SFR	\$1 4.94
125-192-009	SFR	\$1 4.94	125-240-037	IND	\$74.70	125-281-003	SFR	\$1 4.94
125-193-001	SFR	\$1 4.94	125-240-038	IND	\$74.70	125-281-004	SFR	\$1 4.94
125-193-002	SFR	\$1 4.94	125-240-045	COM	\$74.70	125-281-005	SFR	\$1 4.94
125-193-003	SFR	\$1 4.94	125-240-046	COM	\$74.70	125-281-006	SFR	\$1 4.94
125-193-004	SFR	\$1 4.94	125-240-047	COM	\$74.70	125-281-008	SFR	\$1 4.94
125-193-005	SFR	\$1 4.94	125-240-048	IND	\$74.70	125-281-009	SFR	\$1 4.94
125-193-006	SFR	\$1 4.94	125-240-049	IND	\$74.70	125-281-010	SFR	\$1 4.94
125-193-007	SFR	\$1 4.94	125-240-050	IND	\$74.70	125-281-011	SFR	\$1 4.94
125-193-008	SFR	\$1 4.94	125-240-056	IND	\$74.70	125-281-012	SFR	\$1 4.94
125-193-009	SFR	\$1 4.94	125-250-001	IND	\$74.70	125-281-013	SFR	\$1 4.94

Assessor's Parcel Number	Property Class	FY18-19 Service Charge	Assessor's Parcel Number	Property Class	FY18-19 Service Charge	Assessor's Parcel Number	Property Class	FY18-19 Service Charge
125-281-014	SFR	\$1 4.94	125-330-025	CONDO	\$7.46	125-350-031	CONDO	\$7.46
125-282-001	SFR	\$1 4.94	125-330-026	CONDO	\$7.46	125-350-032	CONDO	\$7.46
125-282-002	SFR	\$1 4.94	125-330-027	CONDO	\$7.46	125-350-033	CONDO	\$7.46
125-282-004	SFR	\$1 4.94	125-330-028	CONDO	\$7.46	125-350-034	CONDO	\$7.46
125-282-005	SFR	\$1 4.94	125-330-029	CONDO	\$7.46	125-350-035	CONDO	\$7.46
125-282-009	SFR	\$1 4.94	125-330-030	CONDO	\$7.46	125-350-036	CONDO	\$7.46
125-282-010	SFR	\$1 4.94	125-330-031	CONDO	\$7.46	125-360-001	CONDO	\$7.46
125-282-011	SFR	\$1 4.94	125-330-032	CONDO	\$7.46	125-360-002	CONDO	\$7.46
125-282-012	SFR	\$1 4.94	125-330-033	CONDO	\$7.46	125-360-003	CONDO	\$7.46
125-282-013	SFR	\$1 4.94	125-330-034	CONDO	\$7.46	125-360-004	CONDO	\$7.46
125-282-014	SFR	\$1 4.94	125-330-035	CONDO	\$7.46	125-360-005	CONDO	\$7.46
125-282-016	SFR	\$1 4.94	125-330-036	CONDO	\$7.46	125-360-006	CONDO	\$7.46
125-282-017	SFR	\$1 4.94	125-330-037	CONDO	\$7.46	125-360-007	CONDO	\$7.46
125-282-018	SFR	\$1 4.94	125-330-038	CONDO	\$7.46	125-360-008	CONDO	\$7.46
125-282-019	SFR	\$1 4.94	125-330-039	CONDO	\$7.46	125-360-009	CONDO	\$7.46
125-282-021	SFR	\$1 4.94	125-330-040	CONDO	\$7.46	125-360-010	CONDO	\$7.46
125-282-022	SFR	\$1 4.94	125-330-041	CONDO	\$7.46	125-360-011	CONDO	\$7.46
125-282-023	SFR	\$1 4.94	125-330-042	CONDO	\$7.46	125-360-012	CONDO	\$7.46
125-282-024	SFR	\$1 4.94	125-330-043	CONDO	\$7.46	125-360-013	CONDO	\$7.46
125-282-026	SFR	\$1 4.94	125-330-044	CONDO	\$7.46	125-360-014	CONDO	\$7.46
125-282-027	SFR	\$1 4.94	125-330-045	CONDO	\$7.46	125-360-015	CONDO	\$7.46
125-282-028	SFR	\$1 4.94	125-340-014	INST	\$74.70	125-360-016	CONDO	\$7.46
125-282-029	SFR	\$1 4.94	125-350-001	CONDO	\$7.46	125-360-017	CONDO	\$7.46
125-292-004	SFR	\$1 4.94	125-350-002	CONDO	\$7.46	125-360-018	CONDO	\$7.46
125-292-005	SFR	\$1 4.94	125-350-003	CONDO	\$7.46	125-360-019	CONDO	\$7.46
125-292-006	SFR	\$1 4.94	125-350-004	CONDO	\$7.46	125-360-020	CONDO	\$7.46
125-292-007	SFR	\$1 4.94	125-350-005	CONDO	\$7.46	125-360-021	CONDO	\$7.46
125-292-008	SFR	\$1 4.94	125-350-006	CONDO	\$7.46	125-360-022	CONDO	\$7.46
125-330-001	CONDO	\$7.46	125-350-007	CONDO	\$7.46	125-360-023	CONDO	\$7.46
125-330-002	CONDO	\$7.46	125-350-008	CONDO	\$7.46	125-360-024	CONDO	\$7.46
125-330-003	CONDO	\$7.46	125-350-009	CONDO	\$7.46	125-360-025	CONDO	\$7.46
125-330-004	CONDO	\$7.46	125-350-010	CONDO	\$7.46	125-360-026	CONDO	\$7.46
125-330-005	CONDO	\$7.46	125-350-011	CONDO	\$7.46	125-360-027	CONDO	\$7.46
125-330-006	CONDO	\$7.46	125-350-012	CONDO	\$7.46	125-360-028	CONDO	\$7.46
125-330-007	CONDO	\$7.46	125-350-013	CONDO	\$7.46	125-360-029	CONDO	\$7.46
125-330-008	CONDO	\$7.46	125-350-014	CONDO	\$7.46	138-050-008	SFR	\$1 4.94
125-330-009	CONDO	\$7.46	125-350-015	CONDO	\$7.46	138-050-009	SFR	\$1 4.94
125-330-010	CONDO	\$7.46	125-350-016	CONDO	\$7.46	138-050-010	SFR	\$1 4.94
125-330-011	CONDO	\$7.46	125-350-017	CONDO	\$7.46	138-050-011	SFR	\$1 4.94
125-330-012	CONDO	\$7.46	125-350-018	CONDO	\$7.46	138-050-012	SFR	\$1 4.94
125-330-013	CONDO	\$7.46	125-350-019	CONDO	\$7.46	138-050-013	SFR	\$1 4.94
125-330-014	CONDO	\$7.46	125-350-020	CONDO	\$7.46	138-050-014	SFR	\$1 4.94
125-330-015	CONDO	\$7.46	125-350-021	CONDO	\$7.46	138-050-019	SFR	\$1 4.94
125-330-016	CONDO	\$7.46	125-350-022	CONDO	\$7.46	138-050-020	SFR	\$1 4.94
125-330-017	CONDO	\$7.46	125-350-023	CONDO	\$7.46	138-050-022	SFR	\$1 4.94
125-330-018	CONDO	\$7.46	125-350-024	CONDO	\$7.46	138-050-023	SFR	\$1 4.94
125-330-019	CONDO	\$7.46	125-350-025	CONDO	\$7.46	138-050-024	SFR	\$1 4.94
125-330-020	CONDO	\$7.46	125-350-026	CONDO	\$7.46	138-050-025	SFR	\$1 4.94
125-330-021	CONDO	\$7.46	125-350-027	CONDO	\$7.46	138-050-036	SFR	\$1 4.94
125-330-022	CONDO	\$7.46	125-350-028	CONDO	\$7.46	138-050-037	SFR	\$1 4.94
125-330-023	CONDO	\$7.46	125-350-029	CONDO	\$7.46	138-050-038	SFR	\$1 4.94
125-330-024	CONDO	\$7.46	125-350-030	CONDO	\$7.46	138-050-041	SFR	\$1 4.94

Assessor's Parcel Number	Property Class	FY18-19 Service Charge	Assessor's Parcel Number	Property Class	FY18-19 Service Charge	Assessor's Parcel Number	Property Class	FY18-19 Service Charge
138-050-042	SFR	\$14.94	138-091-017	CONDO	\$7.46	138-120-008	MISC	\$7.46
138-050-043	SFR	\$14.94	138-091-018	CONDO	\$7.46	138-120-009	MISC	\$7.46
138-050-044	SFR	\$14.94	138-091-019	CONDO	\$7.46	138-120-010	MISC	\$7.46
138-050-045	SFR	\$14.94	138-091-020	CONDO	\$7.46	138-120-011	MISC	\$7.46
138-050-046	SFR	\$14.94	138-091-021	CONDO	\$7.46	138-120-012	MISC	\$7.46
138-070-009	SFR	\$14.94	138-091-022	CONDO	\$7.46	138-120-013	MISC	\$7.46
138-070-010	CONDO	\$7.46	138-091-023	CONDO	\$7.46	138-120-014	MISC	\$7.46
138-070-011	CONDO	\$7.46	138-091-024	CONDO	\$7.46	138-120-015	MISC	\$7.46
138-070-012	CONDO	\$7.46	138-091-025	CONDO	\$7.46	138-120-016	MISC	\$7.46
138-070-013	CONDO	\$7.46	138-091-026	CONDO	\$7.46	138-120-017	MISC	\$7.46
138-070-014	CONDO	\$7.46	138-091-027	CONDO	\$7.46	138-120-018	MISC	\$7.46
138-070-015	CONDO	\$7.46	138-091-028	CONDO	\$7.46	138-120-019	MISC	\$7.46
138-070-016	CONDO	\$7.46	138-091-029	CONDO	\$7.46	138-141-012	SFR	\$14.94
138-070-017	CONDO	\$7.46	138-091-030	CONDO	\$7.46	138-141-014	SFR	\$14.94
138-070-018	CONDO	\$7.46	138-091-031	CONDO	\$7.46	138-141-015	SFR	\$14.94
138-070-019	CONDO	\$7.46	138-091-032	CONDO	\$7.46	138-141-016	SFR	\$14.94
138-070-020	CONDO	\$7.46	138-091-033	CONDO	\$7.46	138-141-017	SFR	\$14.94
138-070-021	CONDO	\$7.46	138-091-034	CONDO	\$7.46	138-141-018	SFR	\$14.94
138-070-022	CONDO	\$7.46	138-091-035	CONDO	\$7.46	138-141-020	SFR	\$14.94
138-070-023	CONDO	\$7.46	138-091-036	CONDO	\$7.46	138-180-003	SFR	\$14.94
138-070-024	CONDO	\$7.46	138-091-037	CONDO	\$7.46	138-180-008	SFR	\$14.94
138-070-025	CONDO	\$7.46	138-091-038	CONDO	\$7.46	138-180-009	SFR	\$14.94
138-070-026	CONDO	\$7.46	138-091-039	CONDO	\$7.46	138-180-010	SFR	\$14.94
138-070-027	CONDO	\$7.46	138-091-040	CONDO	\$7.46	138-200-003	MISC	\$7.46
138-070-028	CONDO	\$7.46	138-091-041	CONDO	\$7.46	138-230-030	SFR	\$14.94
138-070-029	CONDO	\$7.46	138-091-042	CONDO	\$7.46	138-230-031	SFR	\$14.94
138-070-030	CONDO	\$7.46	138-091-043	CONDO	\$7.46	138-230-032	SFR	\$14.94
138-070-031	CONDO	\$7.46	138-091-044	CONDO	\$7.46	138-230-033	SFR	\$14.94
138-070-032	CONDO	\$7.46	138-091-045	CONDO	\$7.46	138-230-034	SFR	\$14.94
138-070-033	CONDO	\$7.46	138-091-046	CONDO	\$7.46	140-092-027	SFR	\$14.94
138-070-034	CONDO	\$7.46	138-091-047	CONDO	\$7.46	140-092-028	SFR	\$14.94
138-070-035	CONDO	\$7.46	138-091-048	CONDO	\$7.46	140-092-029	SFR	\$14.94
138-070-036	CONDO	\$7.46	138-091-049	CONDO	\$7.46	140-170-018	SFR	\$14.94
138-070-037	CONDO	\$7.46	138-091-050	CONDO	\$7.46	140-170-019	SFR	\$14.94
138-070-046	MISC	\$7.46	138-091-051	CONDO	\$7.46	140-180-035	VSFR	\$7.46
138-070-047	SFR	\$14.94	138-091-052	CONDO	\$7.46	140-180-036	SFR	\$14.94
138-091-001	CONDO	\$7.46	138-091-053	CONDO	\$7.46	140-180-037	SFR	\$14.94
138-091-002	CONDO	\$7.46	138-091-054	CONDO	\$7.46	140-180-038	VSFR	\$7.46
138-091-003	CONDO	\$7.46	138-091-055	CONDO	\$7.46	140-220-017	SFR	\$14.94
138-091-004	CONDO	\$7.46	138-091-056	CONDO	\$7.46	140-220-018	SFR	\$14.94
138-091-005	CONDO	\$7.46	138-091-057	CONDO	\$7.46	148-170-001	VSFR	\$7.46
138-091-006	CONDO	\$7.46	138-091-058	CONDO	\$7.46	148-170-022	SFR	\$14.94
138-091-007	CONDO	\$7.46	138-091-059	CONDO	\$7.46	148-170-037	SFR	\$14.94
138-091-008	CONDO	\$7.46	138-091-060	CONDO	\$7.46	148-170-041	VMFR	\$7.46
138-091-009	CONDO	\$7.46	138-100-016	SFR	\$14.94	148-170-042	VSFR	\$7.46
138-091-010	CONDO	\$7.46	138-100-017	SFR	\$14.94	148-170-050	MFR8	\$119.52
138-091-011	CONDO	\$7.46	138-100-019	SFR	\$14.94	148-202-057	COM	\$74.70
138-091-012	CONDO	\$7.46	138-100-020	SFR	\$14.94	148-202-062	MFR8	\$119.52
138-091-013	CONDO	\$7.46	138-100-021	SFR	\$14.94	148-202-063	MFR8	\$119.52
138-091-014	CONDO	\$7.46	138-120-005	MISC	\$7.46	148-202-064	MFR8	\$119.52
138-091-015	CONDO	\$7.46	138-120-006	MISC	\$7.46	148-202-065	MFR8	\$119.52
138-091-016	CONDO	\$7.46	138-120-007	MISC	\$7.46	148-202-071	COM	\$74.70

Assessor's Parcel Number	Property Class	FY18-19 Service Charge	Assessor's Parcel Number	Property Class	FY18-19 Service Charge	Assessor's Parcel Number	Property Class	FY18-19 Service Charge
148-202-073	MFR8	\$119.52	148-300-028	SFR	\$14.94	148-380-022	CONDO	\$7.46
148-221-033	COM	\$74.70	148-300-029	SFR	\$14.94	148-380-023	CONDO	\$7.46
148-221-041	MFR8	\$119.52	148-300-030	SFR	\$14.94	148-380-024	CONDO	\$7.46
148-221-042	MFR8	\$119.52	148-300-031	SFR	\$14.94	148-380-025	CONDO	\$7.46
148-221-044	MFR7	\$104.58	148-300-032	SFR	\$14.94	148-380-026	CONDO	\$7.46
148-231-029	COM	\$74.70	148-300-033	SFR	\$14.94	148-380-027	CONDO	\$7.46
148-250-083	COM	\$74.70	148-300-034	SFR	\$14.94	148-380-028	CONDO	\$7.46
148-260-007	SFR	\$14.94	148-300-035	SFR	\$14.94	148-380-029	CONDO	\$7.46
148-260-053	MFR8	\$119.52	148-300-036	SFR	\$14.94	148-380-030	CONDO	\$7.46
148-260-054	MFR8	\$119.52	148-300-037	SFR	\$14.94	148-400-001	CONDO	\$7.46
148-260-055	MFR8	\$119.52	148-300-038	SFR	\$14.94	148-400-002	CONDO	\$7.46
148-260-056	MFR8	\$119.52	148-300-039	SFR	\$14.94	148-400-003	CONDO	\$7.46
148-260-060	COM	\$74.70	148-300-040	SFR	\$14.94	148-400-004	CONDO	\$7.46
148-260-061	MFR8	\$119.52	148-300-041	SFR	\$14.94	148-400-005	CONDO	\$7.46
148-260-062	COM	\$74.70	148-300-042	SFR	\$14.94	148-400-006	CONDO	\$7.46
148-260-063	COM	\$74.70	148-300-043	SFR	\$14.94	148-400-007	CONDO	\$7.46
148-270-017	COM	\$74.70	148-300-044	SFR	\$14.94	148-400-008	CONDO	\$7.46
148-270-050	COM	\$74.70	148-300-045	SFR	\$14.94	148-400-009	CONDO	\$7.46
148-270-053	COM	\$74.70	148-300-046	SFR	\$14.94	148-400-010	CONDO	\$7.46
148-270-055	SFR	\$14.94	148-300-049	SFR	\$14.94	148-400-011	CONDO	\$7.46
148-270-056	SFR	\$14.94	148-300-050	SFR	\$14.94	148-400-012	CONDO	\$7.46
148-270-057	VSFR	\$7.46	148-300-051	SFR	\$14.94	148-400-013	CONDO	\$7.46
148-270-058	SFR	\$14.94	148-300-052	SFR	\$14.94	148-400-014	CONDO	\$7.46
148-270-059	SFR	\$14.94	148-300-053	SFR	\$14.94	148-400-015	CONDO	\$7.46
148-270-060	SFR	\$14.94	148-300-054	SFR	\$14.94	148-400-016	CONDO	\$7.46
148-281-001	SFR	\$14.94	148-300-055	SFR	\$14.94	148-400-017	CONDO	\$7.46
148-281-002	SFR	\$14.94	148-300-056	SFR	\$14.94	148-400-018	CONDO	\$7.46
148-281-003	SFR	\$14.94	148-300-057	SFR	\$14.94	148-400-019	CONDO	\$7.46
148-281-004	SFR	\$14.94	148-300-058	SFR	\$14.94	148-400-020	CONDO	\$7.46
148-281-005	SFR	\$14.94	148-300-059	SFR	\$14.94	148-400-021	CONDO	\$7.46
148-281-006	SFR	\$14.94	148-350-021	MFR8	\$119.52	148-400-022	CONDO	\$7.46
148-282-001	SFR	\$14.94	148-380-001	CONDO	\$7.46	148-400-023	CONDO	\$7.46
148-282-002	SFR	\$14.94	148-380-002	CONDO	\$7.46	148-400-024	CONDO	\$7.46
148-282-003	SFR	\$14.94	148-380-003	CONDO	\$7.46	148-400-025	CONDO	\$7.46
148-282-004	SFR	\$14.94	148-380-004	CONDO	\$7.46	148-400-026	CONDO	\$7.46
148-283-001	SFR	\$14.94	148-380-005	CONDO	\$7.46	148-400-027	CONDO	\$7.46
148-283-002	SFR	\$14.94	148-380-006	CONDO	\$7.46	148-400-028	CONDO	\$7.46
148-283-003	SFR	\$14.94	148-380-007	CONDO	\$7.46	148-400-029	CONDO	\$7.46
148-283-004	SFR	\$14.94	148-380-008	CONDO	\$7.46	148-400-030	CONDO	\$7.46
148-283-005	SFR	\$14.94	148-380-009	CONDO	\$7.46	148-400-031	CONDO	\$7.46
148-283-006	SFR	\$14.94	148-380-010	CONDO	\$7.46	148-400-032	CONDO	\$7.46
148-283-007	SFR	\$14.94	148-380-011	CONDO	\$7.46	148-400-033	CONDO	\$7.46
148-283-008	SFR	\$14.94	148-380-012	CONDO	\$7.46	148-400-034	CONDO	\$7.46
148-283-009	SFR	\$14.94	148-380-013	CONDO	\$7.46	148-400-035	CONDO	\$7.46
148-292-034	SFR	\$14.94	148-380-014	CONDO	\$7.46	148-400-036	CONDO	\$7.46
148-292-035	SFR	\$14.94	148-380-015	CONDO	\$7.46	148-400-037	CONDO	\$7.46
148-292-036	SFR	\$14.94	148-380-016	CONDO	\$7.46	148-400-038	CONDO	\$7.46
148-292-037	SFR	\$14.94	148-380-017	CONDO	\$7.46	148-400-039	CONDO	\$7.46
148-292-038	SFR	\$14.94	148-380-018	CONDO	\$7.46	148-410-001	CONDO	\$7.46
148-292-039	SFR	\$14.94	148-380-019	CONDO	\$7.46	148-410-002	CONDO	\$7.46
148-300-005	SFR	\$14.94	148-380-020	CONDO	\$7.46	148-410-003	CONDO	\$7.46
148-300-027	SFR	\$14.94	148-380-021	CONDO	\$7.46	148-410-004	CONDO	\$7.46

Assessor's Parcel Number	Property Class	FY18-19 Service Charge	Assessor's Parcel Number	Property Class	FY18-19 Service Charge	Assessor's Parcel Number	Property Class	FY18-19 Service Charge
148-410-005	CONDO	\$7.46	148-440-014	CONDO	\$7.46	148-450-007	CONDO	\$7.46
148-410-006	CONDO	\$7.46	148-440-015	CONDO	\$7.46	148-450-008	CONDO	\$7.46
148-410-007	CONDO	\$7.46	148-440-016	CONDO	\$7.46	148-450-009	CONDO	\$7.46
148-410-008	CONDO	\$7.46	148-440-017	CONDO	\$7.46	148-450-010	CONDO	\$7.46
148-410-009	CONDO	\$7.46	148-440-018	CONDO	\$7.46	148-450-011	CONDO	\$7.46
148-410-010	CONDO	\$7.46	148-440-019	CONDO	\$7.46	148-450-012	CONDO	\$7.46
148-410-011	CONDO	\$7.46	148-440-020	CONDO	\$7.46	148-450-013	CONDO	\$7.46
148-410-012	CONDO	\$7.46	148-440-021	CONDO	\$7.46	148-450-014	CONDO	\$7.46
148-410-013	CONDO	\$7.46	148-440-022	CONDO	\$7.46	148-450-015	CONDO	\$7.46
148-410-014	CONDO	\$7.46	148-440-023	CONDO	\$7.46	148-450-016	CONDO	\$7.46
148-420-001	CONDO	\$7.46	148-440-024	CONDO	\$7.46	148-450-017	CONDO	\$7.46
148-420-002	CONDO	\$7.46	148-440-025	CONDO	\$7.46	148-450-018	CONDO	\$7.46
148-420-003	CONDO	\$7.46	148-440-026	CONDO	\$7.46	148-450-019	CONDO	\$7.46
148-420-004	CONDO	\$7.46	148-440-027	CONDO	\$7.46	148-450-020	CONDO	\$7.46
148-420-005	CONDO	\$7.46	148-440-028	CONDO	\$7.46	148-450-021	CONDO	\$7.46
148-420-006	CONDO	\$7.46	148-440-029	CONDO	\$7.46	148-450-022	CONDO	\$7.46
148-420-007	CONDO	\$7.46	148-440-030	CONDO	\$7.46	148-450-023	CONDO	\$7.46
148-420-008	CONDO	\$7.46	148-440-031	CONDO	\$7.46	148-450-024	CONDO	\$7.46
148-420-009	CONDO	\$7.46	148-440-032	CONDO	\$7.46	148-450-025	CONDO	\$7.46
148-420-010	CONDO	\$7.46	148-440-033	CONDO	\$7.46	148-450-026	CONDO	\$7.46
148-420-011	CONDO	\$7.46	148-440-034	CONDO	\$7.46	148-450-027	CONDO	\$7.46
148-420-012	CONDO	\$7.46	148-440-035	CONDO	\$7.46	148-450-028	CONDO	\$7.46
148-420-013	CONDO	\$7.46	148-440-036	CONDO	\$7.46	148-450-029	CONDO	\$7.46
148-420-014	CONDO	\$7.46	148-440-037	CONDO	\$7.46	148-450-030	CONDO	\$7.46
148-420-015	CONDO	\$7.46	148-440-038	CONDO	\$7.46	148-450-031	CONDO	\$7.46
148-420-016	CONDO	\$7.46	148-440-039	CONDO	\$7.46	148-450-032	CONDO	\$7.46
148-420-017	CONDO	\$7.46	148-440-040	CONDO	\$7.46	148-450-033	CONDO	\$7.46
148-420-018	CONDO	\$7.46	148-440-041	CONDO	\$7.46	148-450-034	CONDO	\$7.46
148-420-019	CONDO	\$7.46	148-440-042	CONDO	\$7.46	148-450-035	CONDO	\$7.46
148-420-020	CONDO	\$7.46	148-440-043	CONDO	\$7.46	148-450-036	CONDO	\$7.46
148-420-021	CONDO	\$7.46	148-440-044	CONDO	\$7.46	148-450-037	CONDO	\$7.46
148-420-022	CONDO	\$7.46	148-440-045	CONDO	\$7.46	148-450-038	CONDO	\$7.46
148-420-023	CONDO	\$7.46	148-440-046	CONDO	\$7.46	148-450-039	CONDO	\$7.46
148-420-024	CONDO	\$7.46	148-440-047	CONDO	\$7.46	148-450-040	CONDO	\$7.46
148-420-025	CONDO	\$7.46	148-440-048	CONDO	\$7.46	148-460-005	CONDO	\$7.46
148-420-026	CONDO	\$7.46	148-440-049	CONDO	\$7.46	148-460-006	CONDO	\$7.46
148-420-027	CONDO	\$7.46	148-440-050	CONDO	\$7.46	148-460-007	CONDO	\$7.46
148-420-028	CONDO	\$7.46	148-440-051	CONDO	\$7.46	148-460-008	CONDO	\$7.46
148-420-029	CONDO	\$7.46	148-440-052	CONDO	\$7.46	148-460-009	CONDO	\$7.46
148-440-001	CONDO	\$7.46	148-440-053	CONDO	\$7.46	148-460-010	CONDO	\$7.46
148-440-002	CONDO	\$7.46	148-440-054	CONDO	\$7.46	148-460-011	CONDO	\$7.46
148-440-003	CONDO	\$7.46	148-440-055	CONDO	\$7.46	148-460-012	CONDO	\$7.46
148-440-004	CONDO	\$7.46	148-440-056	CONDO	\$7.46	148-460-013	CONDO	\$7.46
148-440-005	CONDO	\$7.46	148-440-057	CONDO	\$7.46	148-460-014	CONDO	\$7.46
148-440-006	CONDO	\$7.46	148-440-058	CONDO	\$7.46	148-460-015	CONDO	\$7.46
148-440-007	CONDO	\$7.46	148-440-059	CONDO	\$7.46	148-460-016	CONDO	\$7.46
148-440-008	CONDO	\$7.46	148-450-001	CONDO	\$7.46	148-460-017	CONDO	\$7.46
148-440-009	CONDO	\$7.46	148-450-002	CONDO	\$7.46	148-460-018	CONDO	\$7.46
148-440-010	CONDO	\$7.46	148-450-003	CONDO	\$7.46	148-460-019	CONDO	\$7.46
148-440-011	CONDO	\$7.46	148-450-004	CONDO	\$7.46	148-460-020	CONDO	\$7.46
148-440-012	CONDO	\$7.46	148-450-005	CONDO	\$7.46	148-460-021	CONDO	\$7.46
148-440-013	CONDO	\$7.46	148-450-006	CONDO	\$7.46	148-460-022	CONDO	\$7.46

Assessor's Parcel Number	Property Class	FY18-19 Service Charge	Assessor's Parcel Number	Property Class	FY18-19 Service Charge	Assessor's Parcel Number	Property Class	FY18-19 Service Charge
148-460-023	CONDO	\$7.46	148-460-080	CONDO	\$7.46	148-460-133	CONDO	\$7.46
148-460-024	CONDO	\$7.46	148-460-081	CONDO	\$7.46	148-460-134	CONDO	\$7.46
148-460-025	CONDO	\$7.46	148-460-082	CONDO	\$7.46	148-460-135	CONDO	\$7.46
148-460-026	CONDO	\$7.46	148-460-083	CONDO	\$7.46	148-460-136	CONDO	\$7.46
148-460-027	CONDO	\$7.46	148-460-084	CONDO	\$7.46	148-460-137	CONDO	\$7.46
148-460-028	CONDO	\$7.46	148-460-085	CONDO	\$7.46	148-460-138	CONDO	\$7.46
148-460-029	CONDO	\$7.46	148-460-086	CONDO	\$7.46	148-460-139	CONDO	\$7.46
148-460-030	CONDO	\$7.46	148-460-087	CONDO	\$7.46	148-460-140	CONDO	\$7.46
148-460-031	CONDO	\$7.46	148-460-088	CONDO	\$7.46	148-460-141	CONDO	\$7.46
148-460-032	CONDO	\$7.46	148-460-089	CONDO	\$7.46	148-460-142	CONDO	\$7.46
148-460-033	CONDO	\$7.46	148-460-090	CONDO	\$7.46	148-460-143	CONDO	\$7.46
148-460-034	CONDO	\$7.46	148-460-091	CONDO	\$7.46	148-460-144	CONDO	\$7.46
148-460-035	CONDO	\$7.46	148-460-092	CONDO	\$7.46	148-460-145	CONDO	\$7.46
148-460-036	CONDO	\$7.46	148-460-093	CONDO	\$7.46	148-460-146	CONDO	\$7.46
148-460-037	CONDO	\$7.46	148-460-094	CONDO	\$7.46	148-460-147	CONDO	\$7.46
148-460-038	CONDO	\$7.46	148-460-095	CONDO	\$7.46	148-460-148	CONDO	\$7.46
148-460-039	CONDO	\$7.46	148-460-096	CONDO	\$7.46	148-460-149	CONDO	\$7.46
148-460-040	CONDO	\$7.46	148-460-097	CONDO	\$7.46	148-460-150	CONDO	\$7.46
148-460-046	CONDO	\$7.46	148-460-098	CONDO	\$7.46	148-460-151	CONDO	\$7.46
148-460-047	CONDO	\$7.46	148-460-099	CONDO	\$7.46	148-460-152	CONDO	\$7.46
148-460-048	CONDO	\$7.46	148-460-100	CONDO	\$7.46	148-460-153	CONDO	\$7.46
148-460-049	CONDO	\$7.46	148-460-101	CONDO	\$7.46	148-460-154	CONDO	\$7.46
148-460-050	CONDO	\$7.46	148-460-102	CONDO	\$7.46	148-460-155	CONDO	\$7.46
148-460-051	CONDO	\$7.46	148-460-103	CONDO	\$7.46	148-460-156	CONDO	\$7.46
148-460-052	CONDO	\$7.46	148-460-104	CONDO	\$7.46	148-460-157	CONDO	\$7.46
148-460-053	CONDO	\$7.46	148-460-105	CONDO	\$7.46	148-460-158	CONDO	\$7.46
148-460-054	CONDO	\$7.46	148-460-107	CONDO	\$7.46	148-460-159	CONDO	\$7.46
148-460-055	CONDO	\$7.46	148-460-108	CONDO	\$7.46	148-460-160	CONDO	\$7.46
148-460-056	CONDO	\$7.46	148-460-109	CONDO	\$7.46	148-460-161	CONDO	\$7.46
148-460-057	CONDO	\$7.46	148-460-110	CONDO	\$7.46	148-460-162	CONDO	\$7.46
148-460-058	CONDO	\$7.46	148-460-111	CONDO	\$7.46	148-460-163	CONDO	\$7.46
148-460-059	CONDO	\$7.46	148-460-112	CONDO	\$7.46	148-460-164	CONDO	\$7.46
148-460-060	CONDO	\$7.46	148-460-113	CONDO	\$7.46	148-460-165	CONDO	\$7.46
148-460-061	CONDO	\$7.46	148-460-114	CONDO	\$7.46	148-460-166	CONDO	\$7.46
148-460-062	CONDO	\$7.46	148-460-115	CONDO	\$7.46	148-480-010	COM	\$74.70
148-460-063	CONDO	\$7.46	148-460-116	CONDO	\$7.46	148-480-011	COM	\$74.70
148-460-064	CONDO	\$7.46	148-460-117	CONDO	\$7.46	148-480-014	COM	\$74.70
148-460-065	CONDO	\$7.46	148-460-118	CONDO	\$7.46	148-500-001	CONDO	\$7.46
148-460-066	CONDO	\$7.46	148-460-119	CONDO	\$7.46	148-500-002	CONDO	\$7.46
148-460-067	CONDO	\$7.46	148-460-120	CONDO	\$7.46	148-500-003	CONDO	\$7.46
148-460-068	CONDO	\$7.46	148-460-121	CONDO	\$7.46	148-500-004	CONDO	\$7.46
148-460-069	CONDO	\$7.46	148-460-122	CONDO	\$7.46	148-500-005	CONDO	\$7.46
148-460-070	CONDO	\$7.46	148-460-123	CONDO	\$7.46	148-500-006	CONDO	\$7.46
148-460-071	CONDO	\$7.46	148-460-124	CONDO	\$7.46	148-500-007	CONDO	\$7.46
148-460-072	CONDO	\$7.46	148-460-125	CONDO	\$7.46	148-500-008	CONDO	\$7.46
148-460-073	CONDO	\$7.46	148-460-126	CONDO	\$7.46	148-500-009	CONDO	\$7.46
148-460-074	CONDO	\$7.46	148-460-127	CONDO	\$7.46	148-500-010	CONDO	\$7.46
148-460-075	CONDO	\$7.46	148-460-128	CONDO	\$7.46	148-500-011	CONDO	\$7.46
148-460-076	CONDO	\$7.46	148-460-129	CONDO	\$7.46	148-500-012	CONDO	\$7.46
148-460-077	CONDO	\$7.46	148-460-130	CONDO	\$7.46	148-500-013	CONDO	\$7.46
148-460-078	CONDO	\$7.46	148-460-131	CONDO	\$7.46	148-500-014	CONDO	\$7.46
148-460-079	CONDO	\$7.46	148-460-132	CONDO	\$7.46	148-500-015	CONDO	\$7.46

Assessor's Parcel Number	Property Class	FY18-19 Service Charge	Assessor's Parcel Number	Property Class	FY18-19 Service Charge	Assessor's Parcel Number	Property Class	FY18-19 Service Charge
148-500-016	CONDO	\$7.46	159-161-003	SFR	\$14.94	159-170-018	SFR	\$14.94
148-500-017	CONDO	\$7.46	159-161-004	SFR	\$14.94	159-170-019	SFR	\$14.94
148-500-018	CONDO	\$7.46	159-161-005	SFR	\$14.94	159-170-020	SFR	\$14.94
148-500-019	CONDO	\$7.46	159-161-006	SFR	\$14.94	159-170-021	SFR	\$14.94
148-500-020	CONDO	\$7.46	159-161-007	SFR	\$14.94	159-170-022	SFR	\$14.94
148-500-021	CONDO	\$7.46	159-162-001	SFR	\$14.94	159-170-023	SFR	\$14.94
148-500-022	CONDO	\$7.46	159-162-002	SFR	\$14.94	159-170-024	SFR	\$14.94
148-500-023	CONDO	\$7.46	159-162-003	SFR	\$14.94	159-170-025	SFR	\$14.94
148-500-024	CONDO	\$7.46	159-162-004	SFR	\$14.94	159-170-026	SFR	\$14.94
148-500-025	CONDO	\$7.46	159-162-005	SFR	\$14.94	159-170-027	SFR	\$14.94
148-500-026	CONDO	\$7.46	159-162-006	SFR	\$14.94	159-170-028	SFR	\$14.94
148-500-027	CONDO	\$7.46	159-162-007	SFR	\$14.94	159-170-036	SFR	\$14.94
148-500-028	CONDO	\$7.46	159-162-008	SFR	\$14.94	159-170-037	SFR	\$14.94
148-500-029	CONDO	\$7.46	159-162-009	SFR	\$14.94	159-170-038	SFR	\$14.94
148-500-030	CONDO	\$7.46	159-162-010	SFR	\$14.94	159-170-039	SFR	\$14.94
148-500-031	CONDO	\$7.46	159-162-011	SFR	\$14.94	159-170-040	SFR	\$14.94
148-500-032	CONDO	\$7.46	159-162-012	SFR	\$14.94	159-170-041	SFR	\$14.94
148-500-033	CONDO	\$7.46	159-162-013	SFR	\$14.94	159-170-042	SFR	\$14.94
148-500-034	CONDO	\$7.46	159-162-014	SFR	\$14.94	159-170-043	SFR	\$14.94
148-500-035	CONDO	\$7.46	159-162-015	SFR	\$14.94	159-170-044	SFR	\$14.94
148-500-036	CONDO	\$7.46	159-162-016	SFR	\$14.94	159-170-045	SFR	\$14.94
148-500-037	CONDO	\$7.46	159-163-001	SFR	\$14.94	159-170-046	SFR	\$14.94
148-500-038	CONDO	\$7.46	159-163-002	SFR	\$14.94	159-170-047	SFR	\$14.94
148-500-039	CONDO	\$7.46	159-163-003	SFR	\$14.94	159-170-048	SFR	\$14.94
148-500-040	CONDO	\$7.46	159-163-004	SFR	\$14.94	159-170-049	SFR	\$14.94
148-500-041	CONDO	\$7.46	159-163-005	SFR	\$14.94	159-170-050	SFR	\$14.94
148-500-042	CONDO	\$7.46	159-163-006	SFR	\$14.94	159-170-051	SFR	\$14.94
148-500-043	CONDO	\$7.46	159-163-007	SFR	\$14.94	159-170-052	SFR	\$14.94
148-500-044	CONDO	\$7.46	159-163-008	SFR	\$14.94	159-170-053	SFR	\$14.94
148-500-045	CONDO	\$7.46	159-163-009	SFR	\$14.94	159-170-054	SFR	\$14.94
148-500-046	CONDO	\$7.46	159-163-010	SFR	\$14.94	159-170-055	SFR	\$14.94
148-500-047	CONDO	\$7.46	159-163-011	SFR	\$14.94	159-170-056	SFR	\$14.94
148-500-048	CONDO	\$7.46	159-163-012	SFR	\$14.94	159-170-057	SFR	\$14.94
148-500-049	CONDO	\$7.46	159-163-013	SFR	\$14.94	159-170-058	SFR	\$14.94
148-500-050	CONDO	\$7.46	159-163-014	SFR	\$14.94	159-170-059	SFR	\$14.94
148-500-051	CONDO	\$7.46	159-163-015	SFR	\$14.94	159-170-060	SFR	\$14.94
148-500-052	CONDO	\$7.46	159-163-016	SFR	\$14.94	159-170-064	SFR	\$14.94
148-500-053	CONDO	\$7.46	159-164-001	SFR	\$14.94	159-170-065	SFR	\$14.94
148-500-054	CONDO	\$7.46	159-164-002	SFR	\$14.94	159-170-066	SFR	\$14.94
148-500-056	MFR8	\$119.52	159-164-003	SFR	\$14.94	159-170-067	SFR	\$14.94
154-210-032	SFR	\$14.94	159-164-004	SFR	\$14.94	159-170-069	SFR	\$14.94
154-210-033	SFR	\$14.94	159-164-005	SFR	\$14.94	159-170-070	SFR	\$14.94
154-210-034	SFR	\$14.94	159-164-006	SFR	\$14.94	159-170-072	SFR	\$14.94
154-210-035	SFR	\$14.94	159-164-007	SFR	\$14.94	159-170-073	SFR	\$14.94
154-210-036	SFR	\$14.94	159-164-008	SFR	\$14.94	159-180-001	SFR	\$14.94
154-210-037	SFR	\$14.94	159-170-002	SFR	\$14.94	159-180-002	SFR	\$14.94
159-040-094	IND	\$74.70	159-170-005	SFR	\$14.94	159-180-003	MFR	\$44.82
159-110-027	IND	\$74.70	159-170-006	SFR	\$14.94	159-180-004	VSFR	\$7.46
159-140-055	COM	\$74.70	159-170-010	SFR	\$14.94	159-180-005	SFR	\$14.94
159-150-045	INST	\$74.70	159-170-011	SFR	\$14.94	159-180-007	SFR	\$14.94
159-161-001	SFR	\$14.94	159-170-012	SFR	\$14.94	159-180-008	SFR	\$14.94
159-161-002	SFR	\$14.94	159-170-013	MFR2	\$29.88	159-180-010	SFR	\$14.94



Assessor's Parcel Number	Property Class	FY18-19 Service Charge	Assessor's Parcel Number	Property Class	FY18-19 Service Charge	Assessor's Parcel Number	Property Class	FY18-19 Service Charge
159-180-011	SFR	\$1 4.94	159-200-019	SFR	\$1 4.94	159-362-002	IND	\$74.70
159-180-014	SFR	\$1 4.94	159-200-020	SFR	\$1 4.94	159-362-003	IND	\$74.70
159-180-015	SFR	\$1 4.94	159-200-021	SFR	\$1 4.94	159-362-004	IND	\$74.70
159-180-016	SFR	\$1 4.94	159-200-022	SFR	\$1 4.94	159-362-005	IND	\$74.70
159-180-019	SFR	\$1 4.94	159-200-023	SFR	\$1 4.94	159-362-006	IND	\$74.70
159-180-020	SFR	\$1 4.94	159-200-025	SFR	\$1 4.94	159-362-007	IND	\$74.70
159-180-021	SFR	\$1 4.94	159-200-026	SFR	\$1 4.94	159-362-008	IND	\$74.70
159-180-022	SFR	\$1 4.94	159-200-027	SFR	\$1 4.94	159-371-001	VIND	\$74.70
159-180-023	SFR	\$1 4.94	159-200-028	SFR	\$1 4.94	159-371-002	VIND	\$74.70
159-180-024	SFR	\$1 4.94	159-200-029	SFR	\$1 4.94	159-371-003	IND	\$74.70
159-180-025	SFR	\$1 4.94	159-200-030	SFR	\$1 4.94	159-371-007	IND	\$74.70
159-180-026	SFR	\$1 4.94	159-200-032	VMFR	\$7.46	159-372-001	IND	\$74.70
159-180-027	SFR	\$1 4.94	159-200-033	SFR	\$1 4.94	159-372-002	VIND	\$74.70
159-180-028	VSFR	\$7.46	159-200-034	SFR	\$1 4.94	159-372-006	IND	\$74.70
159-180-029	SFR	\$1 4.94	159-210-003	COM	\$74.70	159-391-001	CONDO	\$7.46
159-190-002	SFR	\$1 4.94	159-210-004	COM	\$74.70	159-391-002	CONDO	\$7.46
159-190-003	SFR	\$1 4.94	159-210-006	SFR	\$1 4.94	159-391-003	CONDO	\$7.46
159-190-004	SFR	\$1 4.94	159-210-010	IND	\$74.70	159-391-004	CONDO	\$7.46
159-190-005	SFR	\$1 4.94	159-210-011	IND	\$74.70	159-391-005	CONDO	\$7.46
159-190-006	SFR	\$1 4.94	159-210-012	COM	\$74.70	159-391-006	CONDO	\$7.46
159-190-008	SFR	\$1 4.94	159-210-016	COM	\$74.70	159-391-007	CONDO	\$7.46
159-190-009	VSFR	\$7.46	159-210-017	VMFR	\$7.46	159-391-008	CONDO	\$7.46
159-190-010	SFR	\$1 4.94	159-210-018	SFR	\$1 4.94	159-391-009	CONDO	\$7.46
159-190-011	SFR	\$1 4.94	159-210-024	COM	\$74.70	159-391-010	CONDO	\$7.46
159-190-012	SFR	\$1 4.94	159-210-026	MFR6	\$89.64	159-391-011	CONDO	\$7.46
159-190-014	SFR	\$1 4.94	159-210-027	COM	\$74.70	159-391-012	CONDO	\$7.46
159-190-015	SFR	\$1 4.94	159-210-028	SFR	\$1 4.94	159-391-013	CONDO	\$7.46
159-190-017	SFR	\$1 4.94	159-210-029	INST	\$74.70	159-391-014	CONDO	\$7.46
159-190-018	SFR	\$1 4.94	159-210-030	MFR2	\$29.88	159-391-015	CONDO	\$7.46
159-190-020	SFR	\$1 4.94	159-210-031	MFR4	\$59.76	159-391-016	CONDO	\$7.46
159-190-029	SFR	\$1 4.94	159-210-032	COM	\$74.70	159-391-017	CONDO	\$7.46
159-190-030	SFR	\$1 4.94	159-210-034	SFR	\$1 4.94	159-391-018	CONDO	\$7.46
159-190-033	SFR	\$1 4.94	159-210-037	COM	\$74.70	159-391-019	CONDO	\$7.46
159-190-034	SFR	\$1 4.94	159-210-038	IND	\$74.70	159-391-020	CONDO	\$7.46
159-190-035	SFR	\$1 4.94	159-210-039	COM	\$74.70	159-391-021	CONDO	\$7.46
159-190-036	SFR	\$1 4.94	159-210-040	COM	\$74.70	159-391-022	CONDO	\$7.46
159-190-037	SFR	\$1 4.94	159-210-041	COM	\$74.70	159-391-023	CONDO	\$7.46
159-190-038	SFR	\$1 4.94	159-220-003	VSFR	\$7.46	159-391-024	CONDO	\$7.46
159-190-039	SFR	\$1 4.94	159-230-007	MISC	\$7.46	159-400-001	CONDO	\$7.46
159-190-040	SFR	\$1 4.94	159-230-009	INST	\$74.70	159-400-002	CONDO	\$7.46
159-190-042	SFR	\$1 4.94	159-230-010	SFR	\$1 4.94	159-400-003	CONDO	\$7.46
159-190-043	VSFR	\$7.46	159-240-007	COM	\$74.70	159-400-004	CONDO	\$7.46
159-200-002	SFR	\$1 4.94	159-240-008	MFR2	\$29.88	159-400-005	CONDO	\$7.46
159-200-006	SFR	\$1 4.94	159-240-009	SFR	\$1 4.94	159-400-006	CONDO	\$7.46
159-200-007	SFR	\$1 4.94	159-240-010	SFR	\$1 4.94	159-400-007	CONDO	\$7.46
159-200-009	SFR	\$1 4.94	159-300-001	VSFR	\$7.46	159-400-008	CONDO	\$7.46
159-200-010	SFR	\$1 4.94	159-361-005	IND	\$74.70	159-400-009	CONDO	\$7.46
159-200-011	SFR	\$1 4.94	159-361-006	IND	\$74.70	159-400-010	CONDO	\$7.46
159-200-012	MFR	\$44.82	159-361-007	VIND	\$74.70	159-400-011	CONDO	\$7.46
159-200-013	SFR	\$1 4.94	159-361-008	IND	\$74.70	159-400-012	CONDO	\$7.46
159-200-014	SFR	\$1 4.94	159-361-009	IND	\$74.70	159-400-013	CONDO	\$7.46
159-200-018	MFR2	\$29.88	159-362-001	IND	\$74.70	159-450-011	IND	\$74.70

Assessor's Parcel Number	Property Class	FY18-19 Service Charge	Assessor's Parcel Number	Property Class	FY18-19 Service Charge	Assessor's Parcel Number	Property Class	FY18-19 Service Charge
159-450-012	IND	\$74.70	159-510-046	SFR	\$14.94	161-010-022	SFR	\$14.94
159-480-004	CONDO	\$7.46	159-510-047	SFR	\$14.94	161-010-023	COM	\$74.70
159-480-005	CONDO	\$7.46	159-520-001	SFR	\$14.94	161-150-001	MISC	\$7.46
159-480-006	CONDO	\$7.46	159-520-002	SFR	\$14.94	161-150-009	SFR	\$14.94
159-480-007	CONDO	\$7.46	159-520-003	SFR	\$14.94	161-150-011	SFR	\$14.94
159-480-008	CONDO	\$7.46	159-520-004	SFR	\$14.94	161-150-012	SFR	\$14.94
159-480-009	CONDO	\$7.46	159-520-005	SFR	\$14.94	161-202-001	SFR	\$14.94
159-510-001	SFR	\$14.94	159-520-006	SFR	\$14.94	161-202-002	SFR	\$14.94
159-510-002	SFR	\$14.94	159-520-007	SFR	\$14.94	161-211-001	COM	\$74.70
159-510-003	SFR	\$14.94	159-520-008	SFR	\$14.94	161-211-002	SFR	\$14.94
159-510-004	SFR	\$14.94	159-520-009	SFR	\$14.94	161-211-003	SFR	\$14.94
159-510-005	SFR	\$14.94	159-520-010	SFR	\$14.94	161-211-004	SFR	\$14.94
159-510-006	SFR	\$14.94	159-520-011	SFR	\$14.94	161-211-005	SFR	\$14.94
159-510-007	SFR	\$14.94	159-520-012	SFR	\$14.94	161-211-006	SFR	\$14.94
159-510-008	SFR	\$14.94	159-520-013	SFR	\$14.94	161-211-007	SFR	\$14.94
159-510-009	SFR	\$14.94	159-520-014	SFR	\$14.94	161-211-008	SFR	\$14.94
159-510-010	SFR	\$14.94	159-520-015	SFR	\$14.94	161-211-009	SFR	\$14.94
159-510-011	SFR	\$14.94	159-520-016	SFR	\$14.94	161-211-010	SFR	\$14.94
159-510-012	SFR	\$14.94	159-520-017	SFR	\$14.94	161-211-011	SFR	\$14.94
159-510-013	SFR	\$14.94	159-520-018	SFR	\$14.94	161-211-012	SFR	\$14.94
159-510-014	SFR	\$14.94	159-520-019	SFR	\$14.94	161-211-013	SFR	\$14.94
159-510-015	SFR	\$14.94	159-520-020	SFR	\$14.94	161-212-001	SFR	\$14.94
159-510-016	SFR	\$14.94	159-520-021	SFR	\$14.94	161-212-002	SFR	\$14.94
159-510-017	SFR	\$14.94	159-520-022	SFR	\$14.94	161-212-003	SFR	\$14.94
159-510-018	SFR	\$14.94	159-520-023	SFR	\$14.94	161-212-004	SFR	\$14.94
159-510-019	SFR	\$14.94	159-520-024	SFR	\$14.94	161-212-005	SFR	\$14.94
159-510-020	SFR	\$14.94	159-520-025	SFR	\$14.94	161-212-006	SFR	\$14.94
159-510-021	SFR	\$14.94	159-520-026	SFR	\$14.94	161-212-007	SFR	\$14.94
159-510-022	SFR	\$14.94	159-520-027	SFR	\$14.94	161-212-008	SFR	\$14.94
159-510-023	SFR	\$14.94	159-520-028	SFR	\$14.94	161-212-009	SFR	\$14.94
159-510-024	SFR	\$14.94	159-520-029	SFR	\$14.94	161-212-010	SFR	\$14.94
159-510-025	SFR	\$14.94	159-520-030	SFR	\$14.94	161-212-011	SFR	\$14.94
159-510-026	SFR	\$14.94	159-520-031	SFR	\$14.94	161-212-012	SFR	\$14.94
159-510-027	SFR	\$14.94	159-520-032	SFR	\$14.94	161-212-013	SFR	\$14.94
159-510-028	SFR	\$14.94	159-520-033	SFR	\$14.94	161-212-014	VCOM	\$7.46
159-510-029	SFR	\$14.94	159-520-034	SFR	\$14.94	161-212-029	SFR	\$14.94
159-510-030	SFR	\$14.94	159-520-035	SFR	\$14.94	161-212-030	SFR	\$14.94
159-510-031	SFR	\$14.94	159-520-036	SFR	\$14.94	161-212-031	SFR	\$14.94
159-510-032	SFR	\$14.94	159-520-037	SFR	\$14.94	161-212-032	SFR	\$14.94
159-510-033	SFR	\$14.94	159-520-038	SFR	\$14.94	161-212-033	SFR	\$14.94
159-510-034	SFR	\$14.94	159-520-039	SFR	\$14.94	161-212-034	SFR	\$14.94
159-510-035	SFR	\$14.94	159-520-040	SFR	\$14.94	161-212-035	SFR	\$14.94
159-510-036	SFR	\$14.94	159-520-041	SFR	\$14.94	161-212-039	COM	\$74.70
159-510-037	SFR	\$14.94	159-520-042	SFR	\$14.94	161-221-001	COM	\$74.70
159-510-038	SFR	\$14.94	161-010-014	COM	\$74.70	161-221-002	SFR	\$14.94
159-510-039	SFR	\$14.94	161-010-015	COM	\$74.70	161-221-003	SFR	\$14.94
159-510-040	SFR	\$14.94	161-010-016	IND	\$74.70	161-221-005	SFR	\$14.94
159-510-041	SFR	\$14.94	161-010-017	COM	\$74.70	161-221-006	SFR	\$14.94
159-510-042	SFR	\$14.94	161-010-018	SFR	\$14.94	161-221-007	SFR	\$14.94
159-510-043	SFR	\$14.94	161-010-019	SFR	\$14.94	161-221-008	SFR	\$14.94
159-510-044	SFR	\$14.94	161-010-020	VCOM	\$7.46	161-221-009	SFR	\$14.94
159-510-045	SFR	\$14.94	161-010-021	VCOM	\$7.46	161-221-012	SFR	\$14.94

Assessor's Parcel Number	Property Class	FY18-19 Service Charge	Assessor's Parcel Number	Property Class	FY18-19 Service Charge	Assessor's Parcel Number	Property Class	FY18-19 Service Charge
161-221-013	SFR	\$1 4.94	161-231-027	SFR	\$1 4.94	161-280-030	SFR	\$1 4.94
161-221-014	SFR	\$1 4.94	161-231-028	SFR	\$1 4.94	161-280-033	SFR	\$1 4.94
161-221-015	SFR	\$1 4.94	161-231-029	SFR	\$1 4.94	161-280-040	SFR	\$1 4.94
161-221-016	SFR	\$1 4.94	161-231-030	SFR	\$1 4.94	161-280-041	SFR	\$1 4.94
161-221-017	SFR	\$1 4.94	161-231-031	SFR	\$1 4.94	161-280-043	SFR	\$1 4.94
161-221-018	SFR	\$1 4.94	161-231-032	SFR	\$1 4.94	161-280-045	SFR	\$1 4.94
161-221-019	SFR	\$1 4.94	161-231-033	SFR	\$1 4.94	161-550-045	SFR	\$1 4.94
161-221-020	SFR	\$1 4.94	161-231-034	SFR	\$1 4.94	161-550-046	SFR	\$1 4.94
161-221-022	COM	\$74.70	161-231-035	SFR	\$1 4.94	161-550-047	SFR	\$1 4.94
161-221-023	SFR	\$1 4.94	161-231-036	SFR	\$1 4.94	161-570-001	SFR	\$1 4.94
161-221-024	SFR	\$1 4.94	161-231-037	SFR	\$1 4.94	161-570-002	SFR	\$1 4.94
161-221-025	SFR	\$1 4.94	161-231-038	SFR	\$1 4.94	161-570-003	SFR	\$1 4.94
161-221-026	SFR	\$1 4.94	161-231-039	SFR	\$1 4.94	161-570-004	SFR	\$1 4.94
161-221-027	SFR	\$1 4.94	161-231-041	SFR	\$1 4.94	161-570-005	SFR	\$1 4.94
161-222-001	SFR	\$1 4.94	161-231-042	SFR	\$1 4.94	161-570-006	SFR	\$1 4.94
161-222-002	COM	\$74.70	161-231-043	SFR	\$1 4.94	161-570-007	SFR	\$1 4.94
161-222-004	SFR	\$1 4.94	161-231-044	SFR	\$1 4.94	161-570-008	SFR	\$1 4.94
161-222-005	SFR	\$1 4.94	161-231-046	IND	\$74.70	161-570-009	SFR	\$1 4.94
161-222-006	SFR	\$1 4.94	161-231-047	COM	\$74.70	161-570-010	SFR	\$1 4.94
161-222-007	MFR	\$44.82	161-231-048	MFR5	\$74.70	161-570-011	SFR	\$1 4.94
161-222-008	VSFR	\$7.46	161-231-049	COM	\$74.70	161-570-012	SFR	\$1 4.94
161-222-009	SFR	\$1 4.94	161-231-050	SFR	\$1 4.94	161-570-013	SFR	\$1 4.94
161-222-010	COM	\$74.70	161-231-051	SFR	\$1 4.94	161-570-014	SFR	\$1 4.94
161-222-011	COM	\$74.70	161-232-001	SFR	\$1 4.94	161-570-015	SFR	\$1 4.94
161-223-005	SFR	\$1 4.94	161-232-002	SFR	\$1 4.94	161-570-016	SFR	\$1 4.94
161-223-008	SFR	\$1 4.94	161-232-003	SFR	\$1 4.94	161-570-017	VSFR	\$7.46
161-223-010	SFR	\$1 4.94	161-232-004	SFR	\$1 4.94	161-570-018	VSFR	\$7.46
161-223-011	SFR	\$1 4.94	161-232-005	SFR	\$1 4.94	161-570-019	VSFR	\$7.46
161-223-012	SFR	\$1 4.94	161-232-006	SFR	\$1 4.94	161-570-020	VSFR	\$7.46
161-223-013	SFR	\$1 4.94	161-232-007	SFR	\$1 4.94	161-580-001	SFR	\$1 4.94
161-231-005	SFR	\$1 4.94	161-232-008	SFR	\$1 4.94	161-580-002	SFR	\$1 4.94
161-231-006	SFR	\$1 4.94	161-232-009	SFR	\$1 4.94	161-580-003	SFR	\$1 4.94
161-231-007	SFR	\$1 4.94	161-232-010	SFR	\$1 4.94	161-580-004	SFR	\$1 4.94
161-231-008	SFR	\$1 4.94	161-232-016	SFR	\$1 4.94	161-580-005	SFR	\$1 4.94
161-231-009	SFR	\$1 4.94	161-232-018	SFR	\$1 4.94	161-580-006	SFR	\$1 4.94
161-231-010	SFR	\$1 4.94	161-232-019	SFR	\$1 4.94	161-580-007	SFR	\$1 4.94
161-231-011	SFR	\$1 4.94	161-240-002	VIND	\$74.70	161-580-008	SFR	\$1 4.94
161-231-012	SFR	\$1 4.94	161-240-004	SFR	\$1 4.94	161-580-009	SFR	\$1 4.94
161-231-013	SFR	\$1 4.94	161-240-005	SFR	\$1 4.94	161-580-010	SFR	\$1 4.94
161-231-014	SFR	\$1 4.94	161-240-006	SFR	\$1 4.94	161-580-011	SFR	\$1 4.94
161-231-015	SFR	\$1 4.94	161-240-007	SFR	\$1 4.94	161-580-012	SFR	\$1 4.94
161-231-016	SFR	\$1 4.94	161-240-010	COM	\$74.70	161-580-013	SFR	\$1 4.94
161-231-017	SFR	\$1 4.94	161-240-012	IND	\$74.70	161-580-014	SFR	\$1 4.94
161-231-018	SFR	\$1 4.94	161-240-013	VIND	\$74.70	161-580-015	SFR	\$1 4.94
161-231-019	SFR	\$1 4.94	161-240-015	IND	\$74.70	161-580-016	SFR	\$1 4.94
161-231-020	SFR	\$1 4.94	161-280-003	SFR	\$1 4.94	161-580-017	SFR	\$1 4.94
161-231-021	SFR	\$1 4.94	161-280-005	VSFR	\$7.46	161-580-018	SFR	\$1 4.94
161-231-022	SFR	\$1 4.94	161-280-007	SFR	\$1 4.94	161-580-019	SFR	\$1 4.94
161-231-023	SFR	\$1 4.94	161-280-012	SFR	\$1 4.94	161-580-020	SFR	\$1 4.94
161-231-024	SFR	\$1 4.94	161-280-013	SFR	\$1 4.94	161-580-021	SFR	\$1 4.94
161-231-025	SFR	\$1 4.94	161-280-014	SFR	\$1 4.94	161-580-022	SFR	\$1 4.94
161-231-026	SFR	\$1 4.94	161-280-015	SFR	\$1 4.94	161-580-023	SFR	\$1 4.94

Assessor's Parcel Number	Property Class	FY18-19 Service Charge	Assessor's Parcel Number	Property Class	FY18-19 Service Charge	Assessor's Parcel Number	Property Class	FY18-19 Service Charge
161-580-024	SFR	\$1 4.94	161-580-076	SFR	\$1 4.94	161-580-128	SFR	\$1 4.94
161-580-025	SFR	\$1 4.94	161-580-077	SFR	\$1 4.94	164-311-001	SFR	\$1 4.94
161-580-026	SFR	\$1 4.94	161-580-078	SFR	\$1 4.94	164-311-002	SFR	\$1 4.94
161-580-027	SFR	\$1 4.94	161-580-079	SFR	\$1 4.94	164-311-003	SFR	\$1 4.94
161-580-028	SFR	\$1 4.94	161-580-080	SFR	\$1 4.94	164-311-004	SFR	\$1 4.94
161-580-029	SFR	\$1 4.94	161-580-081	SFR	\$1 4.94	164-311-005	SFR	\$1 4.94
161-580-030	SFR	\$1 4.94	161-580-082	SFR	\$1 4.94	164-311-006	SFR	\$1 4.94
161-580-031	SFR	\$1 4.94	161-580-083	SFR	\$1 4.94	164-311-007	SFR	\$1 4.94
161-580-032	SFR	\$1 4.94	161-580-084	SFR	\$1 4.94	164-311-008	SFR	\$1 4.94
161-580-033	SFR	\$1 4.94	161-580-085	SFR	\$1 4.94	164-311-009	SFR	\$1 4.94
161-580-034	SFR	\$1 4.94	161-580-086	SFR	\$1 4.94	164-311-010	SFR	\$1 4.94
161-580-035	SFR	\$1 4.94	161-580-087	SFR	\$1 4.94	164-311-011	SFR	\$1 4.94
161-580-036	SFR	\$1 4.94	161-580-088	SFR	\$1 4.94	164-311-012	SFR	\$1 4.94
161-580-037	SFR	\$1 4.94	161-580-089	SFR	\$1 4.94	164-312-001	SFR	\$1 4.94
161-580-038	SFR	\$1 4.94	161-580-090	SFR	\$1 4.94	164-312-002	SFR	\$1 4.94
161-580-039	SFR	\$1 4.94	161-580-091	SFR	\$1 4.94	164-312-003	SFR	\$1 4.94
161-580-040	SFR	\$1 4.94	161-580-092	SFR	\$1 4.94	164-312-004	SFR	\$1 4.94
161-580-041	SFR	\$1 4.94	161-580-093	SFR	\$1 4.94	164-312-007	SFR	\$1 4.94
161-580-042	SFR	\$1 4.94	161-580-094	SFR	\$1 4.94	164-312-008	SFR	\$1 4.94
161-580-043	SFR	\$1 4.94	161-580-095	SFR	\$1 4.94	164-312-009	SFR	\$1 4.94
161-580-044	SFR	\$1 4.94	161-580-096	SFR	\$1 4.94	164-312-010	SFR	\$1 4.94
161-580-045	SFR	\$1 4.94	161-580-097	SFR	\$1 4.94	164-312-011	SFR	\$1 4.94
161-580-046	SFR	\$1 4.94	161-580-098	SFR	\$1 4.94	164-312-012	SFR	\$1 4.94
161-580-047	SFR	\$1 4.94	161-580-099	SFR	\$1 4.94	164-312-013	SFR	\$1 4.94
161-580-048	SFR	\$1 4.94	161-580-100	SFR	\$1 4.94	164-312-014	SFR	\$1 4.94
161-580-049	SFR	\$1 4.94	161-580-101	SFR	\$1 4.94	164-312-015	SFR	\$1 4.94
161-580-050	SFR	\$1 4.94	161-580-102	SFR	\$1 4.94	164-312-016	SFR	\$1 4.94
161-580-051	SFR	\$1 4.94	161-580-103	SFR	\$1 4.94	164-312-017	SFR	\$1 4.94
161-580-052	SFR	\$1 4.94	161-580-104	SFR	\$1 4.94	164-312-018	SFR	\$1 4.94
161-580-053	SFR	\$1 4.94	161-580-105	SFR	\$1 4.94	164-312-019	SFR	\$1 4.94
161-580-054	SFR	\$1 4.94	161-580-106	SFR	\$1 4.94	164-312-020	SFR	\$1 4.94
161-580-055	SFR	\$1 4.94	161-580-107	SFR	\$1 4.94	164-312-021	SFR	\$1 4.94
161-580-056	SFR	\$1 4.94	161-580-108	SFR	\$1 4.94	164-312-022	SFR	\$1 4.94
161-580-057	SFR	\$1 4.94	161-580-109	SFR	\$1 4.94	164-312-023	SFR	\$1 4.94
161-580-058	SFR	\$1 4.94	161-580-110	SFR	\$1 4.94	164-312-024	SFR	\$1 4.94
161-580-059	SFR	\$1 4.94	161-580-111	SFR	\$1 4.94	164-312-025	SFR	\$1 4.94
161-580-060	SFR	\$1 4.94	161-580-112	SFR	\$1 4.94	164-312-026	SFR	\$1 4.94
161-580-061	SFR	\$1 4.94	161-580-113	SFR	\$1 4.94	164-312-027	SFR	\$1 4.94
161-580-062	SFR	\$1 4.94	161-580-114	SFR	\$1 4.94	164-312-028	SFR	\$1 4.94
161-580-063	SFR	\$1 4.94	161-580-115	SFR	\$1 4.94	164-312-029	SFR	\$1 4.94
161-580-064	SFR	\$1 4.94	161-580-116	SFR	\$1 4.94	164-312-030	SFR	\$1 4.94
161-580-065	SFR	\$1 4.94	161-580-117	SFR	\$1 4.94	164-312-031	SFR	\$1 4.94
161-580-066	SFR	\$1 4.94	161-580-118	SFR	\$1 4.94	164-312-032	SFR	\$1 4.94
161-580-067	SFR	\$1 4.94	161-580-119	SFR	\$1 4.94	164-312-033	SFR	\$1 4.94
161-580-068	SFR	\$1 4.94	161-580-120	SFR	\$1 4.94	164-312-034	SFR	\$1 4.94
161-580-069	SFR	\$1 4.94	161-580-121	SFR	\$1 4.94	164-312-035	SFR	\$1 4.94
161-580-070	SFR	\$1 4.94	161-580-122	SFR	\$1 4.94	164-312-036	SFR	\$1 4.94
161-580-071	SFR	\$1 4.94	161-580-123	SFR	\$1 4.94	164-312-037	SFR	\$1 4.94
161-580-072	SFR	\$1 4.94	161-580-124	SFR	\$1 4.94	164-321-001	SFR	\$1 4.94
161-580-073	SFR	\$1 4.94	161-580-125	SFR	\$1 4.94	164-321-002	SFR	\$1 4.94
161-580-074	SFR	\$1 4.94	161-580-126	SFR	\$1 4.94	164-321-003	SFR	\$1 4.94
161-580-075	SFR	\$1 4.94	161-580-127	SFR	\$1 4.94	164-322-001	SFR	\$1 4.94

Assessor's Parcel Number	Property Class	FY18-19 Service Charge	Assessor's Parcel Number	Property Class	FY18-19 Service Charge	Assessor's Parcel Number	Property Class	FY18-19 Service Charge
164-322-002	SFR	\$1 4.94	166-220-021	SFR	\$1 4.94	166-360-003	SFR	\$1 4.94
164-322-003	SFR	\$1 4.94	166-220-022	SFR	\$1 4.94	166-420-001	VSFR	\$7.46
164-322-004	SFR	\$1 4.94	166-220-023	SFR	\$1 4.94	166-420-002	VSFR	\$7.46
164-322-007	SFR	\$1 4.94	166-220-024	SFR	\$1 4.94	166-420-003	VSFR	\$7.46
164-322-008	SFR	\$1 4.94	166-220-025	SFR	\$1 4.94	166-420-004	VSFR	\$7.46
164-323-001	SFR	\$1 4.94	166-220-026	SFR	\$1 4.94	166-420-005	VSFR	\$7.46
164-323-002	SFR	\$1 4.94	166-220-027	SFR	\$1 4.94	166-420-006	VSFR	\$7.46
164-323-003	SFR	\$1 4.94	166-220-028	SFR	\$1 4.94	166-420-014	VSFR	\$7.46
164-323-004	SFR	\$1 4.94	166-220-029	SFR	\$1 4.94	166-420-015	VSFR	\$7.46
164-323-005	SFR	\$1 4.94	166-220-030	SFR	\$1 4.94	166-420-028	VSFR	\$7.46
164-323-006	SFR	\$1 4.94	166-220-031	SFR	\$1 4.94	166-420-029	VSFR	\$7.46
164-323-009	SFR	\$1 4.94	166-220-050	SFR	\$1 4.94	167-010-001	SFR	\$1 4.94
164-323-010	SFR	\$1 4.94	166-220-051	SFR	\$1 4.94	167-010-003	SFR	\$1 4.94
164-323-011	SFR	\$1 4.94	166-220-052	SFR	\$1 4.94	167-010-004	SFR	\$1 4.94
164-324-001	SFR	\$1 4.94	166-220-053	SFR	\$1 4.94	167-010-005	SFR	\$1 4.94
164-324-002	SFR	\$1 4.94	166-220-055	SFR	\$1 4.94	167-010-006	SFR	\$1 4.94
164-324-003	SFR	\$1 4.94	166-220-056	SFR	\$1 4.94	167-010-007	SFR	\$1 4.94
164-324-004	SFR	\$1 4.94	166-220-057	SFR	\$1 4.94	167-010-010	SFR	\$1 4.94
164-325-001	SFR	\$1 4.94	166-220-068	SFR	\$1 4.94	167-010-011	SFR	\$1 4.94
164-325-002	SFR	\$1 4.94	166-220-081	SFR	\$1 4.94	167-010-012	SFR	\$1 4.94
164-325-003	SFR	\$1 4.94	166-220-082	SFR	\$1 4.94	167-010-013	SFR	\$1 4.94
164-325-004	SFR	\$1 4.94	166-220-083	SFR	\$1 4.94	167-010-014	SFR	\$1 4.94
164-325-005	SFR	\$1 4.94	166-220-084	SFR	\$1 4.94	167-010-015	VSFR	\$7.46
164-325-006	SFR	\$1 4.94	166-230-032	SFR	\$1 4.94	167-010-016	SFR	\$1 4.94
164-325-007	SFR	\$1 4.94	166-230-033	SFR	\$1 4.94	167-010-017	VSFR	\$7.46
166-010-002	SFR	\$1 4.94	166-230-034	SFR	\$1 4.94	167-010-019	SFR	\$1 4.94
166-010-003	SFR	\$1 4.94	166-230-035	SFR	\$1 4.94	169-040-024	SFR	\$1 4.94
166-010-009	SFR	\$1 4.94	166-230-036	SFR	\$1 4.94	169-040-025	SFR	\$1 4.94
166-010-011	SFR	\$1 4.94	166-230-037	SFR	\$1 4.94	169-040-026	SFR	\$1 4.94
166-010-014	SFR	\$1 4.94	166-230-038	SFR	\$1 4.94	169-040-027	SFR	\$1 4.94
166-010-017	SFR	\$1 4.94	166-230-039	SFR	\$1 4.94	169-040-028	SFR	\$1 4.94
166-010-018	SFR	\$1 4.94	166-230-040	SFR	\$1 4.94	169-040-029	SFR	\$1 4.94
166-010-019	SFR	\$1 4.94	166-230-041	SFR	\$1 4.94	169-040-030	SFR	\$1 4.94
166-010-040	SFR	\$1 4.94	166-230-042	SFR	\$1 4.94	169-040-031	SFR	\$1 4.94
166-010-041	SFR	\$1 4.94	166-230-043	SFR	\$1 4.94	169-041-003	SFR	\$1 4.94
166-010-058	VSFR	\$7.46	166-230-044	SFR	\$1 4.94	169-041-004	SFR	\$1 4.94
166-030-006	SFR	\$1 4.94	166-230-045	SFR	\$1 4.94	169-041-005	SFR	\$1 4.94
166-030-009	SFR	\$1 4.94	166-230-046	SFR	\$1 4.94	169-041-006	SFR	\$1 4.94
166-030-010	SFR	\$1 4.94	166-250-001	SFR	\$1 4.94	169-060-016	SFR	\$1 4.94
166-030-011	SFR	\$1 4.94	166-250-002	SFR	\$1 4.94	169-060-017	SFR	\$1 4.94
166-030-013	SFR	\$1 4.94	166-250-003	SFR	\$1 4.94	169-060-018	SFR	\$1 4.94
166-180-029	SFR	\$1 4.94	166-250-004	SFR	\$1 4.94	169-060-019	SFR	\$1 4.94
166-180-030	SFR	\$1 4.94	166-250-005	SFR	\$1 4.94	169-060-020	SFR	\$1 4.94
166-180-031	SFR	\$1 4.94	166-250-006	SFR	\$1 4.94	169-060-021	SFR	\$1 4.94
166-180-032	SFR	\$1 4.94	166-250-007	SFR	\$1 4.94	169-060-022	SFR	\$1 4.94
166-200-032	VSFR	\$7.46	166-250-008	SFR	\$1 4.94	169-060-023	SFR	\$1 4.94
166-220-015	SFR	\$1 4.94	166-250-009	SFR	\$1 4.94	169-060-024	SFR	\$1 4.94
166-220-016	SFR	\$1 4.94	166-250-010	SFR	\$1 4.94	169-060-025	SFR	\$1 4.94
166-220-017	SFR	\$1 4.94	166-341-020	SFR	\$1 4.94	169-060-026	SFR	\$1 4.94
166-220-018	SFR	\$1 4.94	166-341-021	VSFR	\$7.46	169-060-027	SFR	\$1 4.94
166-220-019	SFR	\$1 4.94	166-360-001	SFR	\$1 4.94	169-060-028	SFR	\$1 4.94
166-220-020	SFR	\$1 4.94	166-360-002	SFR	\$1 4.94	169-060-029	SFR	\$1 4.94

Assessor's Parcel Number	Property Class	FY18-19 Service Charge	Assessor's Parcel Number	Property Class	FY18-19 Service Charge	Assessor's Parcel Number	Property Class	FY18-19 Service Charge
169-060-030	SFR	\$1 4.94	172-012-037	CONDO	\$7.46	172-054-011	SFR	\$1 4.94
169-060-031	SFR	\$1 4.94	172-012-038	CONDO	\$7.46	172-054-013	SFR	\$1 4.94
169-060-032	SFR	\$1 4.94	172-012-039	CONDO	\$7.46	172-054-014	SFR	\$1 4.94
169-060-033	SFR	\$1 4.94	172-012-040	CONDO	\$7.46	172-054-015	SFR	\$1 4.94
169-060-034	SFR	\$1 4.94	172-012-041	CONDO	\$7.46	172-061-001	SFR	\$1 4.94
169-060-035	SFR	\$1 4.94	172-012-042	CONDO	\$7.46	172-061-002	SFR	\$1 4.94
169-060-036	SFR	\$1 4.94	172-031-023	COM	\$74.70	172-061-003	SFR	\$1 4.94
169-060-037	SFR	\$1 4.94	172-040-004	SFR	\$1 4.94	172-061-004	SFR	\$1 4.94
169-060-038	SFR	\$1 4.94	172-040-005	SFR	\$1 4.94	172-061-007	SFR	\$1 4.94
169-060-039	SFR	\$1 4.94	172-040-006	SFR	\$1 4.94	172-061-008	SFR	\$1 4.94
169-060-040	SFR	\$1 4.94	172-040-007	SFR	\$1 4.94	172-061-010	SFR	\$1 4.94
169-061-001	SFR	\$1 4.94	172-040-008	SFR	\$1 4.94	172-061-012	SFR	\$1 4.94
169-061-002	SFR	\$1 4.94	172-040-009	SFR	\$1 4.94	172-061-013	SFR	\$1 4.94
169-061-003	SFR	\$1 4.94	172-040-012	SFR	\$1 4.94	172-061-014	SFR	\$1 4.94
169-061-004	SFR	\$1 4.94	172-040-013	SFR	\$1 4.94	172-061-015	SFR	\$1 4.94
169-061-005	SFR	\$1 4.94	172-040-014	SFR	\$1 4.94	172-061-019	SFR	\$1 4.94
169-061-007	SFR	\$1 4.94	172-040-015	SFR	\$1 4.94	172-061-026	SFR	\$1 4.94
169-180-014	VSFR	\$7.46	172-040-016	SFR	\$1 4.94	172-061-027	SFR	\$1 4.94
169-180-015	MFR2	\$29.88	172-040-019	SFR	\$1 4.94	172-061-029	SFR	\$1 4.94
169-221-029	SFR	\$1 4.94	172-040-020	SFR	\$1 4.94	172-061-030	SFR	\$1 4.94
169-221-030	SFR	\$1 4.94	172-040-021	SFR	\$1 4.94	172-061-031	SFR	\$1 4.94
169-221-031	SFR	\$1 4.94	172-040-022	SFR	\$1 4.94	172-061-032	SFR	\$1 4.94
169-222-028	SFR	\$1 4.94	172-040-031	SFR	\$1 4.94	172-061-033	VSFR	\$7.46
169-222-029	SFR	\$1 4.94	172-040-032	SFR	\$1 4.94	172-061-034	MFR2	\$29.88
169-222-030	SFR	\$1 4.94	172-040-037	SFR	\$1 4.94	172-061-035	SFR	\$1 4.94
169-222-031	SFR	\$1 4.94	172-051-002	SFR	\$1 4.94	172-061-036	SFR	\$1 4.94
169-222-032	SFR	\$1 4.94	172-051-003	SFR	\$1 4.94	172-061-037	VSFR	\$7.46
169-231-020	SFR	\$1 4.94	172-051-004	SFR	\$1 4.94	172-061-038	SFR	\$1 4.94
169-231-021	SFR	\$1 4.94	172-051-005	SFR	\$1 4.94	172-062-004	SFR	\$1 4.94
169-231-022	SFR	\$1 4.94	172-051-006	SFR	\$1 4.94	172-062-005	SFR	\$1 4.94
169-232-015	SFR	\$1 4.94	172-051-007	SFR	\$1 4.94	172-062-006	SFR	\$1 4.94
169-232-016	SFR	\$1 4.94	172-051-008	SFR	\$1 4.94	172-062-007	SFR	\$1 4.94
169-232-018	SFR	\$1 4.94	172-051-009	SFR	\$1 4.94	172-062-008	SFR	\$1 4.94
169-232-019	SFR	\$1 4.94	172-051-010	SFR	\$1 4.94	172-062-010	SFR	\$1 4.94
169-232-020	SFR	\$1 4.94	172-051-011	SFR	\$1 4.94	172-062-011	SFR	\$1 4.94
169-232-021	SFR	\$1 4.94	172-051-012	SFR	\$1 4.94	172-062-012	SFR	\$1 4.94
169-232-022	SFR	\$1 4.94	172-051-013	SFR	\$1 4.94	172-062-014	SFR	\$1 4.94
169-232-023	SFR	\$1 4.94	172-053-001	SFR	\$1 4.94	172-062-015	SFR	\$1 4.94
169-232-025	SFR	\$1 4.94	172-053-002	SFR	\$1 4.94	172-062-016	SFR	\$1 4.94
169-232-027	SFR	\$1 4.94	172-053-003	SFR	\$1 4.94	172-062-017	SFR	\$1 4.94
169-232-028	SFR	\$1 4.94	172-053-004	SFR	\$1 4.94	172-062-019	SFR	\$1 4.94
169-232-031	SFR	\$1 4.94	172-053-005	SFR	\$1 4.94	172-062-021	SFR	\$1 4.94
172-012-027	CONDO	\$7.46	172-053-006	SFR	\$1 4.94	172-062-022	SFR	\$1 4.94
172-012-028	CONDO	\$7.46	172-054-002	SFR	\$1 4.94	172-062-023	SFR	\$1 4.94
172-012-029	CONDO	\$7.46	172-054-003	SFR	\$1 4.94	172-071-001	SFR	\$1 4.94
172-012-030	CONDO	\$7.46	172-054-004	SFR	\$1 4.94	172-071-002	SFR	\$1 4.94
172-012-031	CONDO	\$7.46	172-054-005	SFR	\$1 4.94	172-071-003	SFR	\$1 4.94
172-012-032	CONDO	\$7.46	172-054-006	SFR	\$1 4.94	172-071-004	SFR	\$1 4.94
172-012-033	CONDO	\$7.46	172-054-007	SFR	\$1 4.94	172-071-005	SFR	\$1 4.94
172-012-034	CONDO	\$7.46	172-054-008	SFR	\$1 4.94	172-071-006	SFR	\$1 4.94
172-012-035	CONDO	\$7.46	172-054-009	SFR	\$1 4.94	172-071-007	SFR	\$1 4.94
172-012-036	CONDO	\$7.46	172-054-010	SFR	\$1 4.94	172-071-008	SFR	\$1 4.94

Assessor's Parcel Number	Property Class	FY18-19 Service Charge	Assessor's Parcel Number	Property Class	FY18-19 Service Charge	Assessor's Parcel Number	Property Class	FY18-19 Service Charge
172-071-009	SFR	\$1 4.94	172-100-032	SFR	\$1 4.94	172-260-005	CONDO	\$7.46
172-071-010	SFR	\$1 4.94	172-100-033	SFR	\$1 4.94	172-260-006	CONDO	\$7.46
172-071-016	SFR	\$1 4.94	172-100-034	SFR	\$1 4.94	172-260-007	CONDO	\$7.46
172-071-017	SFR	\$1 4.94	172-100-035	SFR	\$1 4.94	172-260-008	CONDO	\$7.46
172-071-018	SFR	\$1 4.94	172-100-036	SFR	\$1 4.94	172-260-009	CONDO	\$7.46
172-071-019	SFR	\$1 4.94	172-100-037	SFR	\$1 4.94	172-260-010	CONDO	\$7.46
172-071-020	SFR	\$1 4.94	172-100-039	MFR2	\$29.88	172-260-011	CONDO	\$7.46
172-071-021	SFR	\$1 4.94	172-100-040	SFR	\$1 4.94	172-260-012	CONDO	\$7.46
172-071-025	SFR	\$1 4.94	172-100-041	SFR	\$1 4.94	172-260-013	CONDO	\$7.46
172-071-026	SFR	\$1 4.94	172-120-002	SFR	\$1 4.94	172-260-014	CONDO	\$7.46
172-071-028	SFR	\$1 4.94	172-120-003	SFR	\$1 4.94	172-260-015	CONDO	\$7.46
172-071-030	SFR	\$1 4.94	172-120-004	SFR	\$1 4.94	172-260-016	CONDO	\$7.46
172-071-032	SFR	\$1 4.94	172-120-005	SFR	\$1 4.94	172-260-017	CONDO	\$7.46
172-071-037	SFR	\$1 4.94	172-120-006	SFR	\$1 4.94	172-260-018	CONDO	\$7.46
172-071-038	VSFR	\$7.46	172-120-007	SFR	\$1 4.94	172-260-019	CONDO	\$7.46
172-091-001	SFR	\$1 4.94	172-120-008	SFR	\$1 4.94	172-260-020	CONDO	\$7.46
172-091-002	SFR	\$1 4.94	172-120-009	SFR	\$1 4.94	172-260-021	CONDO	\$7.46
172-091-003	SFR	\$1 4.94	172-120-010	SFR	\$1 4.94	172-260-022	CONDO	\$7.46
172-091-005	SFR	\$1 4.94	172-120-011	SFR	\$1 4.94	172-260-023	CONDO	\$7.46
172-091-006	SFR	\$1 4.94	172-120-012	SFR	\$1 4.94	172-260-024	CONDO	\$7.46
172-091-007	SFR	\$1 4.94	172-120-013	SFR	\$1 4.94	172-260-025	CONDO	\$7.46
172-091-008	SFR	\$1 4.94	172-120-025	SFR	\$1 4.94	172-260-026	CONDO	\$7.46
172-091-009	SFR	\$1 4.94	172-120-027	SFR	\$1 4.94	172-260-027	CONDO	\$7.46
172-091-010	SFR	\$1 4.94	172-120-028	SFR	\$1 4.94	172-260-028	CONDO	\$7.46
172-091-011	SFR	\$1 4.94	172-120-051	SFR	\$1 4.94	172-260-029	CONDO	\$7.46
172-091-012	SFR	\$1 4.94	172-120-052	SFR	\$1 4.94	172-260-030	CONDO	\$7.46
172-091-013	SFR	\$1 4.94	172-150-016	SFR	\$1 4.94	172-260-031	CONDO	\$7.46
172-091-014	SFR	\$1 4.94	172-150-027	SFR	\$1 4.94	172-260-032	CONDO	\$7.46
172-091-015	SFR	\$1 4.94	172-150-028	SFR	\$1 4.94	172-260-033	CONDO	\$7.46
172-091-016	SFR	\$1 4.94	172-150-029	SFR	\$1 4.94	172-260-034	CONDO	\$7.46
172-091-017	SFR	\$1 4.94	172-150-030	SFR	\$1 4.94	172-260-035	CONDO	\$7.46
172-091-018	SFR	\$1 4.94	172-150-031	SFR	\$1 4.94	172-260-036	CONDO	\$7.46
172-091-019	SFR	\$1 4.94	172-160-003	SFR	\$1 4.94	172-260-037	CONDO	\$7.46
172-091-020	SFR	\$1 4.94	172-160-004	SFR	\$1 4.94	172-260-038	CONDO	\$7.46
172-100-004	SFR	\$1 4.94	172-160-005	SFR	\$1 4.94	172-260-039	CONDO	\$7.46
172-100-005	SFR	\$1 4.94	172-160-006	SFR	\$1 4.94	172-260-040	CONDO	\$7.46
172-100-009	SFR	\$1 4.94	172-160-018	SFR	\$1 4.94	172-260-041	CONDO	\$7.46
172-100-010	SFR	\$1 4.94	172-160-019	SFR	\$1 4.94	172-260-042	CONDO	\$7.46
172-100-011	SFR	\$1 4.94	172-160-020	SFR	\$1 4.94	172-260-043	CONDO	\$7.46
172-100-014	SFR	\$1 4.94	172-160-021	SFR	\$1 4.94	172-260-044	CONDO	\$7.46
172-100-015	SFR	\$1 4.94	172-160-022	SFR	\$1 4.94	172-260-045	CONDO	\$7.46
172-100-019	SFR	\$1 4.94	172-160-023	SFR	\$1 4.94	172-260-046	CONDO	\$7.46
172-100-020	SFR	\$1 4.94	172-160-024	SFR	\$1 4.94	172-260-047	CONDO	\$7.46
172-100-023	SFR	\$1 4.94	172-160-027	SFR	\$1 4.94	172-260-048	CONDO	\$7.46
172-100-024	SFR	\$1 4.94	172-160-028	SFR	\$1 4.94	172-260-049	CONDO	\$7.46
172-100-025	SFR	\$1 4.94	172-160-029	SFR	\$1 4.94	172-260-050	CONDO	\$7.46
172-100-026	SFR	\$1 4.94	172-160-030	SFR	\$1 4.94	172-260-051	CONDO	\$7.46
172-100-027	SFR	\$1 4.94	172-160-031	SFR	\$1 4.94	172-260-052	CONDO	\$7.46
172-100-028	SFR	\$1 4.94	172-260-001	CONDO	\$7.46	172-260-053	CONDO	\$7.46
172-100-029	SFR	\$1 4.94	172-260-002	CONDO	\$7.46	172-260-054	CONDO	\$7.46
172-100-030	SFR	\$1 4.94	172-260-003	CONDO	\$7.46	172-260-055	CONDO	\$7.46
172-100-031	SFR	\$1 4.94	172-260-004	CONDO	\$7.46	172-260-056	CONDO	\$7.46

Assessor's Parcel Number	Property Class	FY18-19 Service Charge	Assessor's Parcel Number	Property Class	FY18-19 Service Charge	Assessor's Parcel Number	Property Class	FY18-19 Service Charge
172-260-057	CONDO	\$7.46	172-290-028	CONDO	\$7.46	172-290-090	CONDO	\$7.46
172-260-058	CONDO	\$7.46	172-290-029	CONDO	\$7.46	172-290-091	CONDO	\$7.46
172-260-059	CONDO	\$7.46	172-290-030	CONDO	\$7.46	172-290-092	CONDO	\$7.46
172-260-060	CONDO	\$7.46	172-290-031	CONDO	\$7.46	172-290-093	CONDO	\$7.46
172-260-061	CONDO	\$7.46	172-290-032	CONDO	\$7.46	172-290-094	CONDO	\$7.46
172-260-062	CONDO	\$7.46	172-290-033	CONDO	\$7.46	172-290-095	CONDO	\$7.46
172-260-063	CONDO	\$7.46	172-290-034	CONDO	\$7.46	172-290-096	CONDO	\$7.46
172-260-064	CONDO	\$7.46	172-290-035	CONDO	\$7.46	172-290-097	CONDO	\$7.46
172-260-065	CONDO	\$7.46	172-290-036	CONDO	\$7.46	172-290-098	CONDO	\$7.46
172-260-066	CONDO	\$7.46	172-290-037	CONDO	\$7.46	172-290-099	CONDO	\$7.46
172-260-067	CONDO	\$7.46	172-290-038	CONDO	\$7.46	172-290-100	CONDO	\$7.46
172-260-068	CONDO	\$7.46	172-290-049	CONDO	\$7.46	172-290-101	CONDO	\$7.46
172-260-069	CONDO	\$7.46	172-290-050	CONDO	\$7.46	172-290-102	CONDO	\$7.46
172-260-070	CONDO	\$7.46	172-290-051	CONDO	\$7.46	172-300-001	CONDO	\$7.46
172-260-071	CONDO	\$7.46	172-290-052	CONDO	\$7.46	172-300-002	CONDO	\$7.46
172-260-072	CONDO	\$7.46	172-290-053	CONDO	\$7.46	172-300-003	CONDO	\$7.46
172-260-073	CONDO	\$7.46	172-290-054	CONDO	\$7.46	172-300-004	CONDO	\$7.46
172-260-074	CONDO	\$7.46	172-290-055	CONDO	\$7.46	172-300-005	CONDO	\$7.46
172-260-075	CONDO	\$7.46	172-290-056	CONDO	\$7.46	172-300-006	CONDO	\$7.46
172-260-076	CONDO	\$7.46	172-290-057	CONDO	\$7.46	172-300-007	CONDO	\$7.46
172-260-077	CONDO	\$7.46	172-290-058	CONDO	\$7.46	172-300-008	CONDO	\$7.46
172-260-078	CONDO	\$7.46	172-290-059	CONDO	\$7.46	172-300-009	CONDO	\$7.46
172-260-079	CONDO	\$7.46	172-290-060	CONDO	\$7.46	172-300-010	CONDO	\$7.46
172-260-080	CONDO	\$7.46	172-290-061	CONDO	\$7.46	172-300-011	CONDO	\$7.46
172-260-081	CONDO	\$7.46	172-290-062	CONDO	\$7.46	172-300-012	CONDO	\$7.46
172-290-001	CONDO	\$7.46	172-290-063	CONDO	\$7.46	172-300-013	CONDO	\$7.46
172-290-002	CONDO	\$7.46	172-290-064	CONDO	\$7.46	172-300-014	CONDO	\$7.46
172-290-003	CONDO	\$7.46	172-290-065	CONDO	\$7.46	172-300-015	CONDO	\$7.46
172-290-004	CONDO	\$7.46	172-290-066	CONDO	\$7.46	172-300-016	CONDO	\$7.46
172-290-005	CONDO	\$7.46	172-290-067	CONDO	\$7.46	172-300-017	CONDO	\$7.46
172-290-006	CONDO	\$7.46	172-290-068	CONDO	\$7.46	172-300-018	CONDO	\$7.46
172-290-007	CONDO	\$7.46	172-290-069	CONDO	\$7.46	172-300-019	CONDO	\$7.46
172-290-008	CONDO	\$7.46	172-290-070	CONDO	\$7.46	172-300-020	CONDO	\$7.46
172-290-009	CONDO	\$7.46	172-290-071	CONDO	\$7.46	172-300-021	CONDO	\$7.46
172-290-010	CONDO	\$7.46	172-290-072	CONDO	\$7.46	172-300-022	CONDO	\$7.46
172-290-011	CONDO	\$7.46	172-290-073	CONDO	\$7.46	172-300-023	CONDO	\$7.46
172-290-012	CONDO	\$7.46	172-290-074	CONDO	\$7.46	172-300-024	CONDO	\$7.46
172-290-013	CONDO	\$7.46	172-290-075	CONDO	\$7.46	172-300-025	CONDO	\$7.46
172-290-014	CONDO	\$7.46	172-290-076	CONDO	\$7.46	172-300-026	CONDO	\$7.46
172-290-015	CONDO	\$7.46	172-290-077	CONDO	\$7.46	172-300-027	CONDO	\$7.46
172-290-016	CONDO	\$7.46	172-290-078	CONDO	\$7.46	172-300-028	CONDO	\$7.46
172-290-017	CONDO	\$7.46	172-290-079	CONDO	\$7.46	172-300-029	CONDO	\$7.46
172-290-018	CONDO	\$7.46	172-290-080	CONDO	\$7.46	172-300-030	CONDO	\$7.46
172-290-019	CONDO	\$7.46	172-290-081	CONDO	\$7.46	172-300-031	CONDO	\$7.46
172-290-020	CONDO	\$7.46	172-290-082	CONDO	\$7.46	172-300-032	CONDO	\$7.46
172-290-021	CONDO	\$7.46	172-290-083	CONDO	\$7.46	172-300-033	CONDO	\$7.46
172-290-022	CONDO	\$7.46	172-290-084	CONDO	\$7.46	172-300-034	CONDO	\$7.46
172-290-023	CONDO	\$7.46	172-290-085	CONDO	\$7.46	172-300-035	CONDO	\$7.46
172-290-024	CONDO	\$7.46	172-290-086	CONDO	\$7.46	172-300-036	CONDO	\$7.46
172-290-025	CONDO	\$7.46	172-290-087	CONDO	\$7.46	172-300-037	CONDO	\$7.46
172-290-026	CONDO	\$7.46	172-290-088	CONDO	\$7.46	172-300-038	CONDO	\$7.46
172-290-027	CONDO	\$7.46	172-290-089	CONDO	\$7.46	172-300-039	CONDO	\$7.46



Assessor's Parcel Number	Property Class	FY18-19 Service Charge	Assessor's Parcel Number	Property Class	FY18-19 Service Charge	Assessor's Parcel Number	Property Class	FY18-19 Service Charge
172-300-040	CONDO	\$7.46	172-310-081	CONDO	\$7.46	172-310-134	CONDO	\$7.46
172-300-041	CONDO	\$7.46	172-310-082	CONDO	\$7.46	172-310-135	CONDO	\$7.46
172-300-042	CONDO	\$7.46	172-310-083	CONDO	\$7.46	172-310-136	CONDO	\$7.46
172-300-043	CONDO	\$7.46	172-310-084	CONDO	\$7.46	172-310-137	CONDO	\$7.46
172-300-044	CONDO	\$7.46	172-310-085	CONDO	\$7.46	172-310-138	CONDO	\$7.46
172-300-045	CONDO	\$7.46	172-310-086	CONDO	\$7.46	172-310-139	CONDO	\$7.46
172-300-046	CONDO	\$7.46	172-310-087	CONDO	\$7.46	172-310-140	CONDO	\$7.46
172-300-047	CONDO	\$7.46	172-310-088	CONDO	\$7.46	172-310-141	CONDO	\$7.46
172-300-048	CONDO	\$7.46	172-310-089	CONDO	\$7.46	172-310-142	CONDO	\$7.46
172-300-049	CONDO	\$7.46	172-310-090	CONDO	\$7.46	172-310-143	CONDO	\$7.46
172-310-038	CONDO	\$7.46	172-310-091	CONDO	\$7.46	172-310-144	CONDO	\$7.46
172-310-039	CONDO	\$7.46	172-310-092	CONDO	\$7.46	172-310-145	CONDO	\$7.46
172-310-040	CONDO	\$7.46	172-310-093	CONDO	\$7.46	172-310-146	CONDO	\$7.46
172-310-041	CONDO	\$7.46	172-310-094	CONDO	\$7.46	172-310-147	CONDO	\$7.46
172-310-042	CONDO	\$7.46	172-310-095	CONDO	\$7.46	172-310-148	CONDO	\$7.46
172-310-043	CONDO	\$7.46	172-310-096	CONDO	\$7.46	172-310-149	CONDO	\$7.46
172-310-044	CONDO	\$7.46	172-310-097	CONDO	\$7.46	172-310-150	CONDO	\$7.46
172-310-045	CONDO	\$7.46	172-310-098	CONDO	\$7.46	172-320-001	CONDO	\$7.46
172-310-046	CONDO	\$7.46	172-310-099	CONDO	\$7.46	172-320-002	CONDO	\$7.46
172-310-047	CONDO	\$7.46	172-310-100	CONDO	\$7.46	172-320-003	CONDO	\$7.46
172-310-049	CONDO	\$7.46	172-310-101	CONDO	\$7.46	172-320-004	CONDO	\$7.46
172-310-050	CONDO	\$7.46	172-310-102	CONDO	\$7.46	172-320-005	CONDO	\$7.46
172-310-051	CONDO	\$7.46	172-310-103	CONDO	\$7.46	172-320-006	CONDO	\$7.46
172-310-052	CONDO	\$7.46	172-310-104	CONDO	\$7.46	172-320-007	CONDO	\$7.46
172-310-053	CONDO	\$7.46	172-310-105	CONDO	\$7.46	172-320-008	CONDO	\$7.46
172-310-054	CONDO	\$7.46	172-310-106	CONDO	\$7.46	172-320-009	CONDO	\$7.46
172-310-055	CONDO	\$7.46	172-310-107	CONDO	\$7.46	172-320-010	CONDO	\$7.46
172-310-056	CONDO	\$7.46	172-310-109	CONDO	\$7.46	172-320-011	CONDO	\$7.46
172-310-057	CONDO	\$7.46	172-310-110	CONDO	\$7.46	172-320-012	CONDO	\$7.46
172-310-058	CONDO	\$7.46	172-310-111	CONDO	\$7.46	172-320-013	CONDO	\$7.46
172-310-059	CONDO	\$7.46	172-310-112	CONDO	\$7.46	172-320-014	CONDO	\$7.46
172-310-060	CONDO	\$7.46	172-310-113	CONDO	\$7.46	172-320-015	CONDO	\$7.46
172-310-061	CONDO	\$7.46	172-310-114	CONDO	\$7.46	172-320-016	CONDO	\$7.46
172-310-062	CONDO	\$7.46	172-310-115	CONDO	\$7.46	172-320-017	CONDO	\$7.46
172-310-063	CONDO	\$7.46	172-310-116	CONDO	\$7.46	172-320-018	CONDO	\$7.46
172-310-064	CONDO	\$7.46	172-310-117	CONDO	\$7.46	172-320-019	CONDO	\$7.46
172-310-065	CONDO	\$7.46	172-310-118	CONDO	\$7.46	172-320-020	CONDO	\$7.46
172-310-066	CONDO	\$7.46	172-310-119	CONDO	\$7.46	172-320-021	CONDO	\$7.46
172-310-067	CONDO	\$7.46	172-310-120	CONDO	\$7.46	172-320-022	CONDO	\$7.46
172-310-068	CONDO	\$7.46	172-310-121	CONDO	\$7.46	172-320-023	CONDO	\$7.46
172-310-069	CONDO	\$7.46	172-310-122	CONDO	\$7.46	172-320-024	CONDO	\$7.46
172-310-070	CONDO	\$7.46	172-310-123	CONDO	\$7.46	172-320-025	CONDO	\$7.46
172-310-071	CONDO	\$7.46	172-310-124	CONDO	\$7.46	172-320-026	CONDO	\$7.46
172-310-072	CONDO	\$7.46	172-310-125	CONDO	\$7.46	172-320-027	CONDO	\$7.46
172-310-073	CONDO	\$7.46	172-310-126	CONDO	\$7.46	172-320-028	CONDO	\$7.46
172-310-074	CONDO	\$7.46	172-310-127	CONDO	\$7.46	172-320-029	CONDO	\$7.46
172-310-075	CONDO	\$7.46	172-310-128	CONDO	\$7.46	172-320-030	CONDO	\$7.46
172-310-076	CONDO	\$7.46	172-310-129	CONDO	\$7.46	172-320-031	CONDO	\$7.46
172-310-077	CONDO	\$7.46	172-310-130	CONDO	\$7.46	172-320-032	CONDO	\$7.46
172-310-078	CONDO	\$7.46	172-310-131	CONDO	\$7.46	172-320-033	CONDO	\$7.46
172-310-079	CONDO	\$7.46	172-310-132	CONDO	\$7.46	172-320-034	CONDO	\$7.46
172-310-080	CONDO	\$7.46	172-310-133	CONDO	\$7.46	172-320-035	CONDO	\$7.46

Assessor's Parcel Number	Property Class	FY18-19 Service Charge	Assessor's Parcel Number	Property Class	FY18-19 Service Charge	Assessor's Parcel Number	Property Class	FY18-19 Service Charge
172-320-036	CONDO	\$7.46	174-102-019	SFR	\$14.94	175-350-013	SFR	\$14.94
172-320-037	CONDO	\$7.46	175-143-026	SFR	\$14.94	175-350-014	SFR	\$14.94
172-320-038	CONDO	\$7.46	175-143-027	SFR	\$14.94	175-350-015	SFR	\$14.94
172-320-039	CONDO	\$7.46	175-143-028	SFR	\$14.94	175-350-016	SFR	\$14.94
172-320-040	CONDO	\$7.46	175-260-001	SFR	\$14.94	175-350-017	SFR	\$14.94
172-320-041	CONDO	\$7.46	175-260-002	SFR	\$14.94	175-350-018	SFR	\$14.94
172-320-042	CONDO	\$7.46	175-260-003	SFR	\$14.94	175-350-019	SFR	\$14.94
172-320-043	CONDO	\$7.46	175-260-004	SFR	\$14.94	175-350-020	SFR	\$14.94
172-320-044	CONDO	\$7.46	175-260-005	SFR	\$14.94	175-350-021	SFR	\$14.94
172-320-045	CONDO	\$7.46	175-260-006	SFR	\$14.94	175-350-022	SFR	\$14.94
172-320-046	CONDO	\$7.46	175-260-007	SFR	\$14.94	175-350-023	SFR	\$14.94
172-320-047	CONDO	\$7.46	175-260-008	SFR	\$14.94	175-350-024	SFR	\$14.94
172-320-048	CONDO	\$7.46	175-260-009	SFR	\$14.94	175-350-025	SFR	\$14.94
172-320-049	CONDO	\$7.46	175-260-010	SFR	\$14.94	175-350-026	SFR	\$14.94
172-320-050	CONDO	\$7.46	175-260-011	SFR	\$14.94	175-350-027	SFR	\$14.94
172-320-051	CONDO	\$7.46	175-260-012	SFR	\$14.94	175-350-028	SFR	\$14.94
172-320-052	CONDO	\$7.46	175-260-013	SFR	\$14.94	175-350-029	SFR	\$14.94
172-320-053	CONDO	\$7.46	175-260-014	SFR	\$14.94	175-350-030	SFR	\$14.94
172-320-054	CONDO	\$7.46	175-260-015	SFR	\$14.94	177-140-001	VSFR	\$7.46
172-320-055	CONDO	\$7.46	175-260-016	SFR	\$14.94	177-140-026	COM	\$74.70
172-320-056	CONDO	\$7.46	175-260-017	SFR	\$14.94	177-140-051	COM	\$74.70
172-320-057	CONDO	\$7.46	175-260-018	SFR	\$14.94	177-140-057	COM	\$74.70
172-320-058	CONDO	\$7.46	175-260-019	SFR	\$14.94	177-182-005	INST	\$74.70
172-320-059	CONDO	\$7.46	175-260-020	SFR	\$14.94	177-210-046	SFR	\$14.94
172-320-060	CONDO	\$7.46	175-260-021	SFR	\$14.94	177-210-047	SFR	\$14.94
172-320-061	CONDO	\$7.46	175-260-022	SFR	\$14.94	177-210-048	SFR	\$14.94
172-320-062	CONDO	\$7.46	175-260-023	SFR	\$14.94	177-210-049	SFR	\$14.94
172-320-063	CONDO	\$7.46	175-260-024	SFR	\$14.94	177-210-050	SFR	\$14.94
172-320-064	CONDO	\$7.46	175-260-025	SFR	\$14.94	177-210-051	SFR	\$14.94
172-320-065	CONDO	\$7.46	175-260-026	SFR	\$14.94	177-210-052	SFR	\$14.94
172-320-066	CONDO	\$7.46	175-260-027	SFR	\$14.94	177-210-054	SFR	\$14.94
172-320-067	CONDO	\$7.46	175-260-028	SFR	\$14.94	177-210-055	SFR	\$14.94
172-320-068	CONDO	\$7.46	175-260-029	SFR	\$14.94	177-210-056	SFR	\$14.94
172-320-069	CONDO	\$7.46	175-260-030	SFR	\$14.94	177-210-068	SFR	\$14.94
172-320-070	CONDO	\$7.46	175-260-031	SFR	\$14.94	177-210-069	SFR	\$14.94
172-320-071	CONDO	\$7.46	175-260-032	SFR	\$14.94	177-220-022	SFR	\$14.94
172-320-072	CONDO	\$7.46	175-260-033	SFR	\$14.94	177-220-023	SFR	\$14.94
172-320-073	CONDO	\$7.46	175-260-034	SFR	\$14.94	177-220-024	SFR	\$14.94
172-320-074	CONDO	\$7.46	175-260-035	SFR	\$14.94	177-220-026	SFR	\$14.94
172-320-075	CONDO	\$7.46	175-260-036	SFR	\$14.94	177-220-027	SFR	\$14.94
172-320-076	CONDO	\$7.46	175-350-001	SFR	\$14.94	177-220-028	SFR	\$14.94
172-320-077	CONDO	\$7.46	175-350-002	SFR	\$14.94	180-070-039	SFR	\$14.94
172-320-078	CONDO	\$7.46	175-350-003	SFR	\$14.94	180-070-040	SFR	\$14.94
174-102-010	SFR	\$14.94	175-350-004	SFR	\$14.94	180-150-011	SFR	\$14.94
174-102-011	SFR	\$14.94	175-350-005	SFR	\$14.94	180-150-012	SFR	\$14.94
174-102-012	SFR	\$14.94	175-350-006	SFR	\$14.94	180-150-013	SFR	\$14.94
174-102-013	SFR	\$14.94	175-350-007	SFR	\$14.94	180-150-014	SFR	\$14.94
174-102-014	SFR	\$14.94	175-350-008	SFR	\$14.94	180-150-015	SFR	\$14.94
174-102-015	SFR	\$14.94	175-350-009	SFR	\$14.94	180-150-016	SFR	\$14.94
174-102-016	SFR	\$14.94	175-350-010	SFR	\$14.94	180-150-017	SFR	\$14.94
174-102-017	SFR	\$14.94	175-350-011	SFR	\$14.94	180-150-018	SFR	\$14.94
174-102-018	SFR	\$14.94	175-350-012	SFR	\$14.94	180-150-020	SFR	\$14.94

Assessor's Parcel Number	Property Class	FY18-19 Service Charge	Assessor's Parcel Number	Property Class	FY18-19 Service Charge	Assessor's Parcel Number	Property Class	FY18-19 Service Charge
180-150-021	SFR	\$1 4.94	180-321-017	SFR	\$1 4.94	184-010-067	MFR2	\$29.88
180-150-022	SFR	\$1 4.94	180-321-018	SFR	\$1 4.94	184-010-068	MFR2	\$29.88
180-150-023	SFR	\$1 4.94	180-321-019	SFR	\$1 4.94	184-010-069	MFR2	\$29.88
180-150-024	SFR	\$1 4.94	180-321-020	SFR	\$1 4.94	184-010-070	MFR2	\$29.88
180-150-025	SFR	\$1 4.94	180-321-022	SFR	\$1 4.94	184-010-073	SFR	\$1 4.94
180-150-028	SFR	\$1 4.94	180-321-023	SFR	\$1 4.94	184-010-074	MFR2	\$29.88
180-160-014	SFR	\$1 4.94	180-321-024	SFR	\$1 4.94	184-100-034	SFR	\$1 4.94
180-160-015	SFR	\$1 4.94	180-321-025	SFR	\$1 4.94	184-100-035	SFR	\$1 4.94
180-160-016	SFR	\$1 4.94	180-321-026	SFR	\$1 4.94	184-100-036	SFR	\$1 4.94
180-160-017	SFR	\$1 4.94	180-321-027	SFR	\$1 4.94	184-100-037	SFR	\$1 4.94
180-160-018	SFR	\$1 4.94	180-321-028	SFR	\$1 4.94	184-100-038	SFR	\$1 4.94
180-160-019	SFR	\$1 4.94	180-321-029	SFR	\$1 4.94	184-100-039	SFR	\$1 4.94
180-160-020	SFR	\$1 4.94	180-321-030	SFR	\$1 4.94	184-100-040	SFR	\$1 4.94
180-160-021	SFR	\$1 4.94	180-321-031	SFR	\$1 4.94	184-100-041	SFR	\$1 4.94
180-160-022	SFR	\$1 4.94	180-321-032	SFR	\$1 4.94	184-100-042	SFR	\$1 4.94
180-160-023	SFR	\$1 4.94	180-321-033	SFR	\$1 4.94	184-100-043	SFR	\$1 4.94
180-160-024	SFR	\$1 4.94	180-321-034	SFR	\$1 4.94	184-100-044	SFR	\$1 4.94
180-160-025	SFR	\$1 4.94	180-321-035	SFR	\$1 4.94	184-100-045	SFR	\$1 4.94
180-160-026	SFR	\$1 4.94	180-321-036	SFR	\$1 4.94	184-100-046	SFR	\$1 4.94
180-160-027	SFR	\$1 4.94	180-321-037	SFR	\$1 4.94	184-100-047	SFR	\$1 4.94
180-160-028	SFR	\$1 4.94	180-321-038	SFR	\$1 4.94	184-100-048	SFR	\$1 4.94
180-160-029	SFR	\$1 4.94	180-321-041	SFR	\$1 4.94	184-100-049	SFR	\$1 4.94
180-160-030	SFR	\$1 4.94	180-321-042	SFR	\$1 4.94	184-100-050	VSFR	\$7.46
180-180-015	SFR	\$1 4.94	180-321-043	SFR	\$1 4.94	184-100-051	SFR	\$1 4.94
180-180-016	SFR	\$1 4.94	180-321-044	SFR	\$1 4.94	184-100-052	SFR	\$1 4.94
180-180-020	SFR	\$1 4.94	180-321-045	SFR	\$1 4.94	184-100-053	SFR	\$1 4.94
180-180-021	SFR	\$1 4.94	182-140-050	SFR	\$1 4.94	184-110-096	VSFR	\$7.46
180-180-022	SFR	\$1 4.94	182-140-051	SFR	\$1 4.94	184-110-097	SFR	\$1 4.94
180-180-023	SFR	\$1 4.94	182-140-058	SFR	\$1 4.94	184-110-098	SFR	\$1 4.94
180-180-024	SFR	\$1 4.94	182-140-059	SFR	\$1 4.94	184-110-099	VSFR	\$7.46
180-180-025	SFR	\$1 4.94	182-150-045	SFR	\$1 4.94	184-130-010	SFR	\$1 4.94
180-180-026	SFR	\$1 4.94	182-150-046	SFR	\$1 4.94	184-130-011	SFR	\$1 4.94
180-180-027	SFR	\$1 4.94	183-172-007	SFR	\$1 4.94	184-130-012	SFR	\$1 4.94
180-180-028	SFR	\$1 4.94	183-172-008	SFR	\$1 4.94	184-150-029	SFR	\$1 4.94
180-180-029	SFR	\$1 4.94	183-172-009	SFR	\$1 4.94	184-150-034	SFR	\$1 4.94
180-180-030	SFR	\$1 4.94	183-172-010	SFR	\$1 4.94	184-150-035	SFR	\$1 4.94
180-180-031	SFR	\$1 4.94	183-370-013	SFR	\$1 4.94	184-150-036	SFR	\$1 4.94
180-180-032	SFR	\$1 4.94	183-370-014	SFR	\$1 4.94	184-150-037	SFR	\$1 4.94
180-180-033	SFR	\$1 4.94	183-370-015	SFR	\$1 4.94	184-150-059	SFR	\$1 4.94
180-180-034	SFR	\$1 4.94	183-370-016	SFR	\$1 4.94	184-150-060	SFR	\$1 4.94
180-180-035	SFR	\$1 4.94	183-370-017	SFR	\$1 4.94	184-161-006	SFR	\$1 4.94
180-180-036	SFR	\$1 4.94	183-370-018	SFR	\$1 4.94	184-161-009	VSFR	\$7.46
180-180-037	SFR	\$1 4.94	183-370-019	SFR	\$1 4.94	184-162-031	SFR	\$1 4.94
180-310-069	SFR	\$1 4.94	183-370-020	SFR	\$1 4.94	184-162-032	SFR	\$1 4.94
180-310-070	SFR	\$1 4.94	184-010-055	COM	\$74.70	184-211-032	SFR	\$1 4.94
180-310-071	SFR	\$1 4.94	184-010-056	COM	\$74.70	184-252-013	SFR	\$1 4.94
180-310-072	SFR	\$1 4.94	184-010-059	SFR	\$1 4.94	184-252-014	SFR	\$1 4.94
180-321-012	SFR	\$1 4.94	184-010-060	MFR2	\$29.88	184-252-015	SFR	\$1 4.94
180-321-013	SFR	\$1 4.94	184-010-061	MFR2	\$29.88	184-301-026	SFR	\$1 4.94
180-321-014	SFR	\$1 4.94	184-010-062	MFR2	\$29.88	184-301-029	SFR	\$1 4.94
180-321-015	SFR	\$1 4.94	184-010-063	MFR2	\$29.88	184-301-030	SFR	\$1 4.94
180-321-016	SFR	\$1 4.94	184-010-066	MFR2	\$29.88	184-311-005	SFR	\$1 4.94

Assessor's Parcel Number	Property Class	FY18-19 Service Charge	Assessor's Parcel Number	Property Class	FY18-19 Service Charge	Assessor's Parcel Number	Property Class	FY18-19 Service Charge
184-311-006	SFR	\$14.94	184-480-021	CONDO	\$7.46	184-510-049	CONDO	\$7.46
184-311-022	COM	\$74.70	184-480-022	CONDO	\$7.46	184-510-050	CONDO	\$7.46
184-311-029	COM	\$74.70	184-480-023	CONDO	\$7.46	184-510-051	CONDO	\$7.46
184-311-030	VCOM	\$7.46	184-480-024	CONDO	\$7.46	184-510-052	CONDO	\$7.46
184-311-031	SFR	\$14.94	184-510-001	CONDO	\$7.46	184-510-053	CONDO	\$7.46
184-311-032	SFR	\$14.94	184-510-002	CONDO	\$7.46	184-510-054	CONDO	\$7.46
184-312-021	COM	\$74.70	184-510-003	CONDO	\$7.46	184-510-055	CONDO	\$7.46
184-312-026	SFR	\$14.94	184-510-004	CONDO	\$7.46	184-510-056	CONDO	\$7.46
184-312-034	COM	\$74.70	184-510-005	CONDO	\$7.46	184-510-057	CONDO	\$7.46
184-312-035	COM	\$74.70	184-510-006	CONDO	\$7.46	184-560-001	CONDO	\$7.46
184-312-036	COM	\$74.70	184-510-007	CONDO	\$7.46	184-560-002	CONDO	\$7.46
184-331-033	INST	\$74.70	184-510-008	CONDO	\$7.46	184-560-003	CONDO	\$7.46
184-352-025	SFR	\$14.94	184-510-009	CONDO	\$7.46	184-560-004	CONDO	\$7.46
184-352-026	SFR	\$14.94	184-510-010	CONDO	\$7.46	184-560-005	CONDO	\$7.46
184-352-027	SFR	\$14.94	184-510-011	CONDO	\$7.46	184-560-006	CONDO	\$7.46
184-352-028	SFR	\$14.94	184-510-012	CONDO	\$7.46	184-560-007	CONDO	\$7.46
184-352-029	SFR	\$14.94	184-510-013	CONDO	\$7.46	184-560-008	CONDO	\$7.46
184-450-008	SFR	\$14.94	184-510-014	CONDO	\$7.46	184-560-009	CONDO	\$7.46
184-450-009	SFR	\$14.94	184-510-015	CONDO	\$7.46	184-560-010	CONDO	\$7.46
184-450-010	SFR	\$14.94	184-510-016	CONDO	\$7.46	184-560-011	CONDO	\$7.46
184-450-011	SFR	\$14.94	184-510-017	CONDO	\$7.46	184-560-012	CONDO	\$7.46
184-450-020	SFR	\$14.94	184-510-018	CONDO	\$7.46	184-560-013	CONDO	\$7.46
184-450-021	SFR	\$14.94	184-510-019	CONDO	\$7.46	184-560-014	CONDO	\$7.46
184-450-022	SFR	\$14.94	184-510-020	CONDO	\$7.46	184-560-015	CONDO	\$7.46
184-450-023	SFR	\$14.94	184-510-021	CONDO	\$7.46	184-560-016	CONDO	\$7.46
184-450-024	MFR7	\$104.58	184-510-022	CONDO	\$7.46	184-560-017	CONDO	\$7.46
184-450-025	COM	\$74.70	184-510-023	CONDO	\$7.46	184-560-018	CONDO	\$7.46
184-450-035	SFR	\$14.94	184-510-024	CONDO	\$7.46	184-560-019	CONDO	\$7.46
184-450-036	SFR	\$14.94	184-510-025	CONDO	\$7.46	184-560-020	CONDO	\$7.46
184-450-038	INST	\$74.70	184-510-026	CONDO	\$7.46	184-560-021	CONDO	\$7.46
184-450-039	INST	\$74.70	184-510-027	CONDO	\$7.46	184-560-022	CONDO	\$7.46
184-450-040	INST	\$74.70	184-510-028	CONDO	\$7.46	184-560-023	CONDO	\$7.46
184-480-001	CONDO	\$7.46	184-510-029	CONDO	\$7.46	184-560-024	CONDO	\$7.46
184-480-002	CONDO	\$7.46	184-510-030	CONDO	\$7.46	184-560-025	CONDO	\$7.46
184-480-003	CONDO	\$7.46	184-510-031	CONDO	\$7.46	184-560-026	CONDO	\$7.46
184-480-004	CONDO	\$7.46	184-510-032	CONDO	\$7.46	184-560-027	CONDO	\$7.46
184-480-005	CONDO	\$7.46	184-510-033	CONDO	\$7.46	184-560-028	CONDO	\$7.46
184-480-006	CONDO	\$7.46	184-510-034	CONDO	\$7.46	184-560-029	CONDO	\$7.46
184-480-007	CONDO	\$7.46	184-510-035	CONDO	\$7.46	184-560-030	CONDO	\$7.46
184-480-008	CONDO	\$7.46	184-510-036	CONDO	\$7.46	184-560-031	CONDO	\$7.46
184-480-009	CONDO	\$7.46	184-510-037	CONDO	\$7.46	184-560-032	CONDO	\$7.46
184-480-010	CONDO	\$7.46	184-510-038	CONDO	\$7.46	184-560-033	CONDO	\$7.46
184-480-011	CONDO	\$7.46	184-510-039	CONDO	\$7.46	184-560-034	CONDO	\$7.46
184-480-012	CONDO	\$7.46	184-510-040	CONDO	\$7.46	184-560-035	CONDO	\$7.46
184-480-013	CONDO	\$7.46	184-510-041	CONDO	\$7.46	184-560-036	CONDO	\$7.46
184-480-014	CONDO	\$7.46	184-510-042	CONDO	\$7.46	184-560-037	CONDO	\$7.46
184-480-015	CONDO	\$7.46	184-510-043	CONDO	\$7.46	184-560-038	CONDO	\$7.46
184-480-016	CONDO	\$7.46	184-510-044	CONDO	\$7.46	184-560-039	CONDO	\$7.46
184-480-017	CONDO	\$7.46	184-510-045	CONDO	\$7.46	184-560-040	CONDO	\$7.46
184-480-018	CONDO	\$7.46	184-510-046	CONDO	\$7.46	184-560-041	CONDO	\$7.46
184-480-019	CONDO	\$7.46	184-510-047	CONDO	\$7.46	184-560-042	CONDO	\$7.46
184-480-020	CONDO	\$7.46	184-510-048	CONDO	\$7.46	184-560-043	CONDO	\$7.46

Assessor's Parcel Number	Property Class	FY18-19 Service Charge	Assessor's Parcel Number	Property Class	FY18-19 Service Charge	Assessor's Parcel Number	Property Class	FY18-19 Service Charge
184-560-044	CONDO	\$7.46	184-560-096	CONDO	\$7.46	185-370-001	IND	\$74.70
184-560-045	CONDO	\$7.46	184-560-097	CONDO	\$7.46	185-370-023	IND	\$74.70
184-560-046	CONDO	\$7.46	184-560-098	CONDO	\$7.46	185-370-033	VMFR	\$7.46
184-560-047	CONDO	\$7.46	184-560-099	CONDO	\$7.46	185-370-036	VCOM	\$7.46
184-560-048	CONDO	\$7.46	184-560-100	CONDO	\$7.46	185-470-001	CONDO	\$7.46
184-560-049	CONDO	\$7.46	184-560-101	CONDO	\$7.46	185-470-002	CONDO	\$7.46
184-560-050	CONDO	\$7.46	184-560-102	CONDO	\$7.46	185-470-003	CONDO	\$7.46
184-560-051	CONDO	\$7.46	184-560-103	CONDO	\$7.46	185-470-004	CONDO	\$7.46
184-560-052	CONDO	\$7.46	184-560-104	CONDO	\$7.46	185-470-005	CONDO	\$7.46
184-560-053	CONDO	\$7.46	184-560-105	CONDO	\$7.46	185-470-006	CONDO	\$7.46
184-560-054	CONDO	\$7.46	184-590-001	CONDO	\$7.46	185-470-007	CONDO	\$7.46
184-560-055	CONDO	\$7.46	184-590-002	CONDO	\$7.46	185-470-008	CONDO	\$7.46
184-560-056	CONDO	\$7.46	184-590-003	CONDO	\$7.46	185-470-009	CONDO	\$7.46
184-560-057	CONDO	\$7.46	184-590-004	CONDO	\$7.46	185-470-010	CONDO	\$7.46
184-560-058	CONDO	\$7.46	184-590-005	CONDO	\$7.46	185-470-011	CONDO	\$7.46
184-560-059	CONDO	\$7.46	184-590-006	CONDO	\$7.46	185-470-012	CONDO	\$7.46
184-560-060	CONDO	\$7.46	184-590-007	CONDO	\$7.46	185-470-013	CONDO	\$7.46
184-560-061	CONDO	\$7.46	184-590-008	CONDO	\$7.46	185-470-014	CONDO	\$7.46
184-560-062	CONDO	\$7.46	184-590-009	CONDO	\$7.46	185-470-015	CONDO	\$7.46
184-560-063	CONDO	\$7.46	184-590-010	CONDO	\$7.46	185-470-017	CONDO	\$7.46
184-560-064	CONDO	\$7.46	184-590-011	CONDO	\$7.46	185-470-018	CONDO	\$7.46
184-560-065	CONDO	\$7.46	184-590-012	CONDO	\$7.46	185-470-019	CONDO	\$7.46
184-560-066	CONDO	\$7.46	184-590-013	CONDO	\$7.46	185-470-020	CONDO	\$7.46
184-560-067	CONDO	\$7.46	184-590-014	CONDO	\$7.46	185-470-022	CONDO	\$7.46
184-560-068	CONDO	\$7.46	185-230-042	COM	\$74.70	185-470-023	CONDO	\$7.46
184-560-069	CONDO	\$7.46	185-250-035	SFR	\$14.94	185-470-024	CONDO	\$7.46
184-560-070	CONDO	\$7.46	185-250-036	SFR	\$14.94	185-470-025	CONDO	\$7.46
184-560-071	CONDO	\$7.46	185-250-037	SFR	\$14.94	185-470-028	CONDO	\$7.46
184-560-072	CONDO	\$7.46	185-250-038	SFR	\$14.94	185-470-029	CONDO	\$7.46
184-560-073	CONDO	\$7.46	185-250-039	SFR	\$14.94	187-130-016	SFR	\$14.94
184-560-074	CONDO	\$7.46	185-360-053	SFR	\$14.94	187-130-018	SFR	\$14.94
184-560-075	CONDO	\$7.46	185-360-054	SFR	\$14.94	187-130-019	SFR	\$14.94
184-560-076	CONDO	\$7.46	185-360-055	SFR	\$14.94	187-130-021	SFR	\$14.94
184-560-077	CONDO	\$7.46	185-360-056	SFR	\$14.94	187-171-027	SFR	\$14.94
184-560-078	CONDO	\$7.46	185-360-057	SFR	\$14.94	187-171-028	SFR	\$14.94
184-560-079	CONDO	\$7.46	185-360-058	SFR	\$14.94	187-171-029	SFR	\$14.94
184-560-080	CONDO	\$7.46	185-360-059	SFR	\$14.94	187-171-030	SFR	\$14.94
184-560-081	CONDO	\$7.46	185-360-060	SFR	\$14.94	187-171-031	SFR	\$14.94
184-560-082	CONDO	\$7.46	185-360-061	SFR	\$14.94	187-171-032	SFR	\$14.94
184-560-083	CONDO	\$7.46	185-360-062	SFR	\$14.94	187-171-033	SFR	\$14.94
184-560-084	CONDO	\$7.46	185-360-064	SFR	\$14.94	187-171-035	SFR	\$14.94
184-560-085	CONDO	\$7.46	185-360-065	SFR	\$14.94	187-171-036	SFR	\$14.94
184-560-086	CONDO	\$7.46	185-360-066	SFR	\$14.94	187-171-037	SFR	\$14.94
184-560-087	CONDO	\$7.46	185-360-067	SFR	\$14.94	187-171-038	SFR	\$14.94
184-560-088	CONDO	\$7.46	185-360-068	SFR	\$14.94	187-171-039	SFR	\$14.94
184-560-089	CONDO	\$7.46	185-360-069	SFR	\$14.94	187-171-042	SFR	\$14.94
184-560-090	CONDO	\$7.46	185-360-070	SFR	\$14.94	187-171-043	SFR	\$14.94
184-560-091	CONDO	\$7.46	185-360-071	SFR	\$14.94	187-171-044	SFR	\$14.94
184-560-092	CONDO	\$7.46	185-360-072	SFR	\$14.94	187-171-045	SFR	\$14.94
184-560-093	CONDO	\$7.46	185-360-073	SFR	\$14.94	187-171-046	SFR	\$14.94
184-560-094	CONDO	\$7.46	185-360-074	SFR	\$14.94	187-171-047	SFR	\$14.94
184-560-095	CONDO	\$7.46	185-360-075	SFR	\$14.94	187-171-051	SFR	\$14.94

Assessor's Parcel Number	Property Class	FY18-19 Service Charge	Assessor's Parcel Number	Property Class	FY18-19 Service Charge	Assessor's Parcel Number	Property Class	FY18-19 Service Charge
187-171-052	SFR	\$1 4.94	187-470-003	SFR	\$1 4.94	187-490-045	SFR	\$1 4.94
187-171-053	SFR	\$1 4.94	187-470-004	SFR	\$1 4.94	187-490-046	SFR	\$1 4.94
187-171-054	SFR	\$1 4.94	187-470-005	SFR	\$1 4.94	187-490-047	SFR	\$1 4.94
187-171-055	SFR	\$1 4.94	187-470-006	SFR	\$1 4.94	187-490-048	SFR	\$1 4.94
187-171-056	SFR	\$1 4.94	187-470-007	SFR	\$1 4.94	187-490-049	SFR	\$1 4.94
187-171-058	CONDO	\$7.46	187-470-008	SFR	\$1 4.94	187-490-050	SFR	\$1 4.94
187-171-059	CONDO	\$7.46	187-470-009	SFR	\$1 4.94	187-490-051	SFR	\$1 4.94
187-171-060	CONDO	\$7.46	187-470-010	SFR	\$1 4.94	187-490-052	SFR	\$1 4.94
187-171-061	CONDO	\$7.46	187-470-011	SFR	\$1 4.94	187-490-053	SFR	\$1 4.94
187-171-062	CONDO	\$7.46	187-470-012	SFR	\$1 4.94	187-490-054	SFR	\$1 4.94
187-171-063	CONDO	\$7.46	187-470-013	SFR	\$1 4.94	187-490-055	SFR	\$1 4.94
187-171-064	CONDO	\$7.46	187-470-014	SFR	\$1 4.94	187-490-056	SFR	\$1 4.94
187-171-065	CONDO	\$7.46	187-490-001	SFR	\$1 4.94	187-490-057	SFR	\$1 4.94
187-171-066	SFR	\$1 4.94	187-490-002	SFR	\$1 4.94	187-490-058	SFR	\$1 4.94
187-231-034	SFR	\$1 4.94	187-490-003	SFR	\$1 4.94	187-490-059	SFR	\$1 4.94
187-231-035	SFR	\$1 4.94	187-490-004	SFR	\$1 4.94	187-490-060	SFR	\$1 4.94
187-240-069	SFR	\$1 4.94	187-490-005	SFR	\$1 4.94	187-490-061	SFR	\$1 4.94
187-240-070	SFR	\$1 4.94	187-490-006	SFR	\$1 4.94	187-490-062	SFR	\$1 4.94
187-430-001	SFR	\$1 4.94	187-490-007	SFR	\$1 4.94	187-490-063	SFR	\$1 4.94
187-430-002	SFR	\$1 4.94	187-490-008	SFR	\$1 4.94	187-500-001	SFR	\$1 4.94
187-430-003	SFR	\$1 4.94	187-490-009	SFR	\$1 4.94	187-500-002	SFR	\$1 4.94
187-430-004	SFR	\$1 4.94	187-490-010	SFR	\$1 4.94	187-500-003	SFR	\$1 4.94
187-430-005	SFR	\$1 4.94	187-490-011	SFR	\$1 4.94	187-500-004	SFR	\$1 4.94
187-430-006	SFR	\$1 4.94	187-490-012	SFR	\$1 4.94	187-500-005	SFR	\$1 4.94
187-430-007	SFR	\$1 4.94	187-490-013	SFR	\$1 4.94	187-500-006	SFR	\$1 4.94
187-430-008	SFR	\$1 4.94	187-490-014	SFR	\$1 4.94	187-500-007	SFR	\$1 4.94
187-430-009	SFR	\$1 4.94	187-490-015	SFR	\$1 4.94	187-500-008	SFR	\$1 4.94
187-430-010	SFR	\$1 4.94	187-490-016	SFR	\$1 4.94	187-500-009	SFR	\$1 4.94
187-430-011	SFR	\$1 4.94	187-490-017	SFR	\$1 4.94	187-500-010	SFR	\$1 4.94
187-430-012	MFR2	\$29.88	187-490-018	SFR	\$1 4.94	187-500-011	SFR	\$1 4.94
187-430-013	SFR	\$1 4.94	187-490-019	SFR	\$1 4.94	187-500-012	SFR	\$1 4.94
187-430-014	SFR	\$1 4.94	187-490-020	SFR	\$1 4.94	187-500-013	SFR	\$1 4.94
187-430-015	SFR	\$1 4.94	187-490-021	SFR	\$1 4.94	187-500-014	SFR	\$1 4.94
187-430-016	SFR	\$1 4.94	187-490-022	SFR	\$1 4.94	187-500-015	SFR	\$1 4.94
187-430-017	SFR	\$1 4.94	187-490-023	SFR	\$1 4.94	187-500-016	SFR	\$1 4.94
187-430-018	SFR	\$1 4.94	187-490-024	SFR	\$1 4.94	187-500-017	SFR	\$1 4.94
187-430-019	SFR	\$1 4.94	187-490-025	SFR	\$1 4.94	187-500-018	SFR	\$1 4.94
187-430-020	SFR	\$1 4.94	187-490-026	SFR	\$1 4.94	187-500-019	SFR	\$1 4.94
187-430-021	SFR	\$1 4.94	187-490-027	SFR	\$1 4.94	187-500-020	SFR	\$1 4.94
187-441-001	SFR	\$1 4.94	187-490-028	SFR	\$1 4.94	187-500-021	SFR	\$1 4.94
187-441-002	SFR	\$1 4.94	187-490-029	SFR	\$1 4.94	187-500-022	SFR	\$1 4.94
187-442-001	SFR	\$1 4.94	187-490-030	SFR	\$1 4.94	187-500-023	SFR	\$1 4.94
187-442-002	SFR	\$1 4.94	187-490-035	SFR	\$1 4.94	187-500-024	MFR2	\$29.88
187-442-005	SFR	\$1 4.94	187-490-036	SFR	\$1 4.94	187-500-025	SFR	\$1 4.94
187-442-006	SFR	\$1 4.94	187-490-037	SFR	\$1 4.94	187-500-026	SFR	\$1 4.94
187-442-007	SFR	\$1 4.94	187-490-038	SFR	\$1 4.94	187-500-027	SFR	\$1 4.94
187-443-001	SFR	\$1 4.94	187-490-039	SFR	\$1 4.94	187-500-028	SFR	\$1 4.94
187-443-002	SFR	\$1 4.94	187-490-040	SFR	\$1 4.94	187-510-001	SFR	\$1 4.94
187-443-003	SFR	\$1 4.94	187-490-041	SFR	\$1 4.94	187-510-002	SFR	\$1 4.94
187-443-004	SFR	\$1 4.94	187-490-042	SFR	\$1 4.94	187-510-003	SFR	\$1 4.94
187-470-001	SFR	\$1 4.94	187-490-043	SFR	\$1 4.94	187-510-004	SFR	\$1 4.94
187-470-002	SFR	\$1 4.94	187-490-044	SFR	\$1 4.94	187-510-005	SFR	\$1 4.94

Assessor's Parcel Number	Property Class	FY18-19 Service Charge	Assessor's Parcel Number	Property Class	FY18-19 Service Charge	Assessor's Parcel Number	Property Class	FY18-19 Service Charge
187-510-006	SFR	\$1 4.94	187-531-005	SFR	\$1 4.94	187-551-003	SFR	\$1 4.94
187-510-007	SFR	\$1 4.94	187-531-006	SFR	\$1 4.94	187-551-006	SFR	\$1 4.94
187-510-008	SFR	\$1 4.94	187-531-007	SFR	\$1 4.94	187-551-007	SFR	\$1 4.94
187-510-009	SFR	\$1 4.94	187-532-001	SFR	\$1 4.94	187-551-008	SFR	\$1 4.94
187-510-010	SFR	\$1 4.94	187-532-002	SFR	\$1 4.94	187-552-001	SFR	\$1 4.94
187-510-012	SFR	\$1 4.94	187-532-003	SFR	\$1 4.94	187-552-002	SFR	\$1 4.94
187-510-013	SFR	\$1 4.94	187-532-004	SFR	\$1 4.94	187-560-003	SFR	\$1 4.94
187-510-014	SFR	\$1 4.94	187-532-005	SFR	\$1 4.94	187-560-004	SFR	\$1 4.94
187-510-015	SFR	\$1 4.94	187-532-006	SFR	\$1 4.94	187-560-005	SFR	\$1 4.94
187-510-017	SFR	\$1 4.94	187-532-007	SFR	\$1 4.94	187-560-006	SFR	\$1 4.94
187-510-018	SFR	\$1 4.94	187-532-008	SFR	\$1 4.94	187-560-007	SFR	\$1 4.94
187-520-001	SFR	\$1 4.94	187-532-009	SFR	\$1 4.94	187-560-008	SFR	\$1 4.94
187-520-002	SFR	\$1 4.94	187-532-010	SFR	\$1 4.94	187-560-009	SFR	\$1 4.94
187-520-003	SFR	\$1 4.94	187-532-011	SFR	\$1 4.94	187-560-010	SFR	\$1 4.94
187-520-004	SFR	\$1 4.94	187-533-001	SFR	\$1 4.94	187-560-011	SFR	\$1 4.94
187-520-005	SFR	\$1 4.94	187-533-002	SFR	\$1 4.94	187-560-012	SFR	\$1 4.94
187-520-006	SFR	\$1 4.94	187-533-003	SFR	\$1 4.94	187-560-013	SFR	\$1 4.94
187-520-007	SFR	\$1 4.94	187-533-004	SFR	\$1 4.94	187-560-014	SFR	\$1 4.94
187-520-008	SFR	\$1 4.94	187-534-001	SFR	\$1 4.94	187-560-015	SFR	\$1 4.94
187-520-009	SFR	\$1 4.94	187-534-002	SFR	\$1 4.94	187-560-016	SFR	\$1 4.94
187-520-010	SFR	\$1 4.94	187-535-001	SFR	\$1 4.94	187-560-017	SFR	\$1 4.94
187-520-011	SFR	\$1 4.94	187-536-001	SFR	\$1 4.94	187-560-019	SFR	\$1 4.94
187-520-012	SFR	\$1 4.94	187-537-001	SFR	\$1 4.94	187-560-020	SFR	\$1 4.94
187-520-013	SFR	\$1 4.94	187-537-002	SFR	\$1 4.94	187-570-001	SFR	\$1 4.94
187-520-014	SFR	\$1 4.94	187-537-003	SFR	\$1 4.94	187-570-002	SFR	\$1 4.94
187-520-015	SFR	\$1 4.94	187-537-008	SFR	\$1 4.94	187-570-003	SFR	\$1 4.94
187-520-016	SFR	\$1 4.94	187-537-010	SFR	\$1 4.94	187-570-004	SFR	\$1 4.94
187-520-017	SFR	\$1 4.94	187-537-011	SFR	\$1 4.94	187-570-005	SFR	\$1 4.94
187-520-018	SFR	\$1 4.94	187-537-012	SFR	\$1 4.94	187-570-006	SFR	\$1 4.94
187-520-019	SFR	\$1 4.94	187-541-001	SFR	\$1 4.94	187-570-007	SFR	\$1 4.94
187-520-020	SFR	\$1 4.94	187-541-002	SFR	\$1 4.94	187-570-008	SFR	\$1 4.94
187-520-021	SFR	\$1 4.94	187-541-003	SFR	\$1 4.94	187-580-001	SFR	\$1 4.94
187-520-022	SFR	\$1 4.94	187-541-004	SFR	\$1 4.94	187-580-002	SFR	\$1 4.94
187-520-024	SFR	\$1 4.94	187-542-001	SFR	\$1 4.94	187-580-003	SFR	\$1 4.94
187-520-025	SFR	\$1 4.94	187-542-002	SFR	\$1 4.94	187-580-004	SFR	\$1 4.94
187-520-026	SFR	\$1 4.94	187-542-003	SFR	\$1 4.94	187-580-005	SFR	\$1 4.94
187-520-027	SFR	\$1 4.94	187-542-004	SFR	\$1 4.94	187-580-006	SFR	\$1 4.94
187-520-028	SFR	\$1 4.94	187-542-005	SFR	\$1 4.94	187-580-007	SFR	\$1 4.94
187-520-029	SFR	\$1 4.94	187-542-006	SFR	\$1 4.94	187-580-008	SFR	\$1 4.94
187-520-030	SFR	\$1 4.94	187-542-007	SFR	\$1 4.94	187-580-009	SFR	\$1 4.94
187-520-031	SFR	\$1 4.94	187-542-008	SFR	\$1 4.94	187-580-010	SFR	\$1 4.94
187-520-032	SFR	\$1 4.94	187-542-009	SFR	\$1 4.94	187-580-011	SFR	\$1 4.94
187-520-033	SFR	\$1 4.94	187-542-010	SFR	\$1 4.94	187-580-012	SFR	\$1 4.94
187-520-034	SFR	\$1 4.94	187-542-011	SFR	\$1 4.94	187-580-013	SFR	\$1 4.94
187-520-035	SFR	\$1 4.94	187-543-001	SFR	\$1 4.94	187-580-014	SFR	\$1 4.94
187-520-036	SFR	\$1 4.94	187-543-002	SFR	\$1 4.94	187-580-015	SFR	\$1 4.94
187-520-037	SFR	\$1 4.94	187-543-003	SFR	\$1 4.94	187-580-016	SFR	\$1 4.94
187-520-038	SFR	\$1 4.94	187-543-004	SFR	\$1 4.94	187-580-017	SFR	\$1 4.94
187-531-001	SFR	\$1 4.94	187-544-003	SFR	\$1 4.94	187-580-018	SFR	\$1 4.94
187-531-002	SFR	\$1 4.94	187-544-004	SFR	\$1 4.94	187-580-019	SFR	\$1 4.94
187-531-003	SFR	\$1 4.94	187-551-001	SFR	\$1 4.94	187-580-020	SFR	\$1 4.94
187-531-004	SFR	\$1 4.94	187-551-002	SFR	\$1 4.94	187-580-021	SFR	\$1 4.94

Assessor's Parcel Number	Property Class	FY18-19 Service Charge	Assessor's Parcel Number	Property Class	FY18-19 Service Charge	Assessor's Parcel Number	Property Class	FY18-19 Service Charge
187-580-022	SFR	\$1 4.94	188-031-028	SFR	\$1 4.94	188-450-008	SFR	\$1 4.94
187-580-023	SFR	\$1 4.94	188-060-018	SFR	\$1 4.94	188-450-009	SFR	\$1 4.94
187-580-024	SFR	\$1 4.94	188-060-019	SFR	\$1 4.94	188-450-010	SFR	\$1 4.94
187-580-025	SFR	\$1 4.94	188-060-020	SFR	\$1 4.94	188-450-011	SFR	\$1 4.94
187-580-026	SFR	\$1 4.94	188-060-021	SFR	\$1 4.94	188-450-012	SFR	\$1 4.94
187-580-027	SFR	\$1 4.94	188-060-028	SFR	\$1 4.94	188-450-013	SFR	\$1 4.94
187-580-028	SFR	\$1 4.94	188-060-029	SFR	\$1 4.94	188-450-014	SFR	\$1 4.94
187-580-029	SFR	\$1 4.94	188-060-031	SFR	\$1 4.94	188-450-015	SFR	\$1 4.94
187-580-030	SFR	\$1 4.94	188-060-032	SFR	\$1 4.94	188-450-016	SFR	\$1 4.94
187-580-031	SFR	\$1 4.94	188-060-033	SFR	\$1 4.94	188-450-017	SFR	\$1 4.94
187-580-032	SFR	\$1 4.94	188-060-034	SFR	\$1 4.94	189-011-014	COM	\$74.70
187-580-033	SFR	\$1 4.94	188-060-035	SFR	\$1 4.94	189-011-028	COM	\$74.70
187-580-034	SFR	\$1 4.94	188-060-036	SFR	\$1 4.94	189-011-029	COM	\$74.70
187-580-035	SFR	\$1 4.94	188-060-037	SFR	\$1 4.94	189-011-030	COM	\$74.70
187-590-001	SFR	\$1 4.94	188-060-039	SFR	\$1 4.94	189-011-032	COM	\$74.70
187-590-002	SFR	\$1 4.94	188-060-040	SFR	\$1 4.94	189-030-015	SFR	\$1 4.94
187-590-003	SFR	\$1 4.94	188-060-041	SFR	\$1 4.94	189-030-016	SFR	\$1 4.94
187-590-004	SFR	\$1 4.94	188-060-042	SFR	\$1 4.94	189-030-017	SFR	\$1 4.94
187-590-005	SFR	\$1 4.94	188-060-043	SFR	\$1 4.94	189-030-024	VSFR	\$7.46
187-590-006	SFR	\$1 4.94	188-060-044	SFR	\$1 4.94	189-030-025	VSFR	\$7.46
187-590-007	SFR	\$1 4.94	188-090-017	SFR	\$1 4.94	189-600-001	CONDO	\$7.46
187-590-008	SFR	\$1 4.94	188-120-032	SFR	\$1 4.94	189-600-002	CONDO	\$7.46
187-590-009	SFR	\$1 4.94	188-120-033	SFR	\$1 4.94	189-600-003	CONDO	\$7.46
187-590-010	SFR	\$1 4.94	188-120-034	SFR	\$1 4.94	189-600-004	CONDO	\$7.46
187-590-011	SFR	\$1 4.94	188-120-035	SFR	\$1 4.94	189-600-005	CONDO	\$7.46
187-590-012	SFR	\$1 4.94	188-120-036	SFR	\$1 4.94	189-600-006	CONDO	\$7.46
187-590-013	SFR	\$1 4.94	188-141-009	SFR	\$1 4.94	189-600-007	CONDO	\$7.46
187-590-014	SFR	\$1 4.94	188-141-010	VSFR	\$7.46	189-600-008	CONDO	\$7.46
187-590-015	SFR	\$1 4.94	188-220-035	SFR	\$1 4.94	189-600-009	CONDO	\$7.46
187-590-016	SFR	\$1 4.94	188-220-036	VSFR	\$7.46	189-600-010	CONDO	\$7.46
187-590-017	SFR	\$1 4.94	188-220-037	SFR	\$1 4.94	189-600-011	CONDO	\$7.46
187-590-018	SFR	\$1 4.94	188-231-009	SFR	\$1 4.94	189-600-012	CONDO	\$7.46
187-590-021	SFR	\$1 4.94	188-231-010	SFR	\$1 4.94	189-730-001	CONDO	\$7.46
187-590-022	SFR	\$1 4.94	188-231-011	SFR	\$1 4.94	189-730-002	CONDO	\$7.46
187-590-023	SFR	\$1 4.94	188-231-017	SFR	\$1 4.94	189-730-003	CONDO	\$7.46
187-590-024	SFR	\$1 4.94	188-231-018	SFR	\$1 4.94	189-730-004	CONDO	\$7.46
187-590-025	SFR	\$1 4.94	188-321-010	SFR	\$1 4.94	189-730-005	CONDO	\$7.46
187-590-026	SFR	\$1 4.94	188-321-011	SFR	\$1 4.94	189-730-006	CONDO	\$7.46
187-590-027	SFR	\$1 4.94	188-340-023	SFR	\$1 4.94	189-730-007	CONDO	\$7.46
187-590-028	SFR	\$1 4.94	188-340-024	SFR	\$1 4.94	189-730-008	CONDO	\$7.46
187-590-029	SFR	\$1 4.94	188-360-028	SFR	\$1 4.94	189-730-009	CONDO	\$7.46
187-590-030	SFR	\$1 4.94	188-360-029	SFR	\$1 4.94	189-730-010	CONDO	\$7.46
187-590-031	SFR	\$1 4.94	188-370-032	SFR	\$1 4.94	189-730-011	CONDO	\$7.46
187-590-032	SFR	\$1 4.94	188-370-035	SFR	\$1 4.94	189-730-012	CONDO	\$7.46
187-590-033	SFR	\$1 4.94	188-370-038	SFR	\$1 4.94	189-730-013	CONDO	\$7.46
187-590-034	SFR	\$1 4.94	188-450-001	SFR	\$1 4.94	189-730-014	CONDO	\$7.46
187-590-035	SFR	\$1 4.94	188-450-002	SFR	\$1 4.94	189-730-015	CONDO	\$7.46
188-031-020	SFR	\$1 4.94	188-450-003	SFR	\$1 4.94	189-730-016	CONDO	\$7.46
188-031-021	SFR	\$1 4.94	188-450-004	SFR	\$1 4.94	189-730-017	CONDO	\$7.46
188-031-023	SFR	\$1 4.94	188-450-005	SFR	\$1 4.94	189-730-018	CONDO	\$7.46
188-031-024	SFR	\$1 4.94	188-450-006	SFR	\$1 4.94	189-730-019	CONDO	\$7.46
188-031-027	SFR	\$1 4.94	188-450-007	SFR	\$1 4.94	189-730-020	CONDO	\$7.46



Assessor's Parcel Number	Property Class	FY18-19 Service Charge	Assessor's Parcel Number	Property Class	FY18-19 Service Charge	Assessor's Parcel Number	Property Class	FY18-19 Service Charge
189-730-021	CONDO	\$7.46	191-071-009	SFR	\$14.94	192-071-051	SFR	\$14.94
189-730-022	CONDO	\$7.46	191-080-030	SFR	\$14.94	192-071-052	SFR	\$14.94
189-730-023	CONDO	\$7.46	191-080-031	SFR	\$14.94	192-071-053	SFR	\$14.94
189-730-024	CONDO	\$7.46	191-080-032	SFR	\$14.94	192-071-054	SFR	\$14.94
189-730-025	CONDO	\$7.46	191-080-033	SFR	\$14.94	192-071-055	SFR	\$14.94
189-730-026	CONDO	\$7.46	191-080-034	SFR	\$14.94	192-071-056	SFR	\$14.94
189-730-027	CONDO	\$7.46	191-080-035	SFR	\$14.94	192-071-057	SFR	\$14.94
189-730-028	CONDO	\$7.46	191-080-036	SFR	\$14.94	192-071-058	SFR	\$14.94
191-061-001	SFR	\$14.94	191-080-037	SFR	\$14.94	192-071-059	SFR	\$14.94
191-061-004	SFR	\$14.94	191-080-038	SFR	\$14.94	192-071-060	SFR	\$14.94
191-061-005	SFR	\$14.94	191-080-039	SFR	\$14.94	192-071-061	SFR	\$14.94
191-061-006	SFR	\$14.94	191-080-040	SFR	\$14.94	192-071-062	COM	\$74.70
191-061-007	SFR	\$14.94	191-080-041	SFR	\$14.94	192-071-064	COM	\$74.70
191-061-008	SFR	\$14.94	191-080-042	SFR	\$14.94	192-081-003	COM	\$74.70
191-061-009	SFR	\$14.94	191-080-046	SFR	\$14.94	192-081-004	COM	\$74.70
191-061-010	SFR	\$14.94	191-080-047	SFR	\$14.94	192-170-057	SFR	\$14.94
191-062-001	SFR	\$14.94	191-080-051	COM	\$74.70	192-170-058	SFR	\$14.94
191-062-002	SFR	\$14.94	191-093-043	COM	\$74.70	192-210-023	SFR	\$14.94
191-062-003	SFR	\$14.94	191-093-044	COM	\$74.70	192-210-024	SFR	\$14.94
191-062-004	SFR	\$14.94	191-093-045	COM	\$74.70	192-210-025	SFR	\$14.94
191-062-007	SFR	\$14.94	191-093-046	COM	\$74.70	192-210-027	SFR	\$14.94
191-062-008	SFR	\$14.94	191-093-049	COM	\$74.70	192-210-028	SFR	\$14.94
191-062-009	SFR	\$14.94	191-093-050	VCOM	\$7.46	192-210-029	SFR	\$14.94
191-062-010	SFR	\$14.94	191-161-001	SFR	\$14.94	192-210-030	SFR	\$14.94
191-062-011	SFR	\$14.94	191-161-002	SFR	\$14.94	192-210-031	SFR	\$14.94
191-062-012	SFR	\$14.94	191-161-003	SFR	\$14.94	192-220-019	SFR	\$14.94
191-062-013	SFR	\$14.94	191-162-004	SFR	\$14.94	192-220-020	SFR	\$14.94
191-062-014	SFR	\$14.94	191-162-005	SFR	\$14.94	192-220-021	SFR	\$14.94
191-062-015	SFR	\$14.94	191-162-006	SFR	\$14.94	192-220-022	SFR	\$14.94
191-062-016	SFR	\$14.94	191-180-001	COM	\$74.70	192-220-023	SFR	\$14.94
191-062-017	SFR	\$14.94	191-180-002	COM	\$74.70	192-220-024	SFR	\$14.94
191-062-018	SFR	\$14.94	191-180-003	COM	\$74.70	192-240-019	SFR	\$14.94
191-062-019	SFR	\$14.94	191-180-004	COM	\$74.70	192-240-020	SFR	\$14.94
191-062-020	SFR	\$14.94	191-180-005	COM	\$74.70	192-240-021	SFR	\$14.94
191-062-025	SFR	\$14.94	191-180-006	COM	\$74.70	192-240-022	SFR	\$14.94
191-062-026	SFR	\$14.94	191-180-007	COM	\$74.70	192-240-023	SFR	\$14.94
191-070-010	SFR	\$14.94	191-180-008	COM	\$74.70	192-260-020	VSFR	\$7.46
191-070-011	SFR	\$14.94	191-180-009	COM	\$74.70	192-260-021	SFR	\$14.94
191-070-014	SFR	\$14.94	191-180-010	COM	\$74.70	192-260-022	VSFR	\$7.46
191-070-015	SFR	\$14.94	191-180-011	COM	\$74.70	192-300-021	SFR	\$14.94
191-070-016	SFR	\$14.94	191-180-012	COM	\$74.70	192-300-022	SFR	\$14.94
191-070-017	SFR	\$14.94	191-180-013	COM	\$74.70	192-300-023	SFR	\$14.94
191-070-018	SFR	\$14.94	191-180-014	COM	\$74.70	192-300-024	SFR	\$14.94
191-070-019	SFR	\$14.94	191-180-015	COM	\$74.70	192-300-025	SFR	\$14.94
191-071-001	SFR	\$14.94	191-180-016	COM	\$74.70	192-300-026	SFR	\$14.94
191-071-002	SFR	\$14.94	191-180-017	COM	\$74.70	192-300-027	SFR	\$14.94
191-071-003	SFR	\$14.94	192-071-030	COM	\$74.70	192-331-001	SFR	\$14.94
191-071-004	SFR	\$14.94	192-071-046	SFR	\$14.94	192-331-002	SFR	\$14.94
191-071-005	SFR	\$14.94	192-071-047	SFR	\$14.94	192-331-003	SFR	\$14.94
191-071-006	SFR	\$14.94	192-071-048	SFR	\$14.94	192-331-004	SFR	\$14.94
191-071-007	SFR	\$14.94	192-071-049	SFR	\$14.94	192-331-005	SFR	\$14.94
191-071-008	SFR	\$14.94	192-071-050	SFR	\$14.94	192-331-006	SFR	\$14.94

Assessor's Parcel Number	Property Class	FY18-19 Service Charge	Assessor's Parcel Number	Property Class	FY18-19 Service Charge	Assessor's Parcel Number	Property Class	FY18-19 Service Charge
192-331-007	SFR	\$1 4.94	193-070-035	SFR	\$1 4.94	193-140-022	SFR	\$1 4.94
192-331-008	SFR	\$1 4.94	193-070-036	SFR	\$1 4.94	193-140-023	SFR	\$1 4.94
192-331-009	SFR	\$1 4.94	193-070-037	SFR	\$1 4.94	193-140-024	SFR	\$1 4.94
192-332-001	SFR	\$1 4.94	193-070-038	SFR	\$1 4.94	193-140-025	SFR	\$1 4.94
192-332-002	SFR	\$1 4.94	193-070-039	SFR	\$1 4.94	193-140-027	SFR	\$1 4.94
192-332-003	SFR	\$1 4.94	193-070-040	SFR	\$1 4.94	193-140-028	SFR	\$1 4.94
192-332-006	MFR2	\$29.88	193-070-041	SFR	\$1 4.94	193-141-001	SFR	\$1 4.94
192-332-007	SFR	\$1 4.94	193-070-042	SFR	\$1 4.94	193-141-002	SFR	\$1 4.94
192-332-008	SFR	\$1 4.94	193-070-043	SFR	\$1 4.94	193-141-003	SFR	\$1 4.94
192-333-001	SFR	\$1 4.94	193-070-044	SFR	\$1 4.94	193-180-024	SFR	\$1 4.94
192-333-002	SFR	\$1 4.94	193-070-045	SFR	\$1 4.94	193-180-026	SFR	\$1 4.94
192-333-003	SFR	\$1 4.94	193-080-056	SFR	\$1 4.94	193-180-027	SFR	\$1 4.94
192-333-004	SFR	\$1 4.94	193-080-057	SFR	\$1 4.94	193-180-030	SFR	\$1 4.94
192-333-005	SFR	\$1 4.94	193-080-120	SFR	\$1 4.94	193-180-032	SFR	\$1 4.94
192-340-001	SFR	\$1 4.94	193-080-121	VSFR	\$7.46	193-180-033	SFR	\$1 4.94
192-340-002	SFR	\$1 4.94	193-080-122	SFR	\$1 4.94	193-180-034	SFR	\$1 4.94
192-340-003	SFR	\$1 4.94	193-080-123	SFR	\$1 4.94	193-180-035	SFR	\$1 4.94
192-340-004	SFR	\$1 4.94	193-111-020	SFR	\$1 4.94	193-180-036	SFR	\$1 4.94
192-340-005	SFR	\$1 4.94	193-111-021	SFR	\$1 4.94	193-190-031	MISC	\$7.46
192-340-006	SFR	\$1 4.94	193-112-009	SFR	\$1 4.94	193-190-032	MISC	\$7.46
192-340-007	SFR	\$1 4.94	193-112-010	SFR	\$1 4.94	193-401-002	SFR	\$1 4.94
192-340-008	SFR	\$1 4.94	193-112-011	SFR	\$1 4.94	193-401-003	SFR	\$1 4.94
192-340-009	SFR	\$1 4.94	193-112-012	SFR	\$1 4.94	193-401-004	SFR	\$1 4.94
192-340-010	SFR	\$1 4.94	193-112-013	SFR	\$1 4.94	193-401-005	SFR	\$1 4.94
192-340-011	SFR	\$1 4.94	193-112-014	SFR	\$1 4.94	193-401-006	SFR	\$1 4.94
192-340-012	SFR	\$1 4.94	193-112-015	SFR	\$1 4.94	193-401-007	SFR	\$1 4.94
192-340-013	SFR	\$1 4.94	193-130-010	SFR	\$1 4.94	193-401-008	SFR	\$1 4.94
192-340-014	SFR	\$1 4.94	193-130-011	SFR	\$1 4.94	193-401-009	SFR	\$1 4.94
192-340-015	SFR	\$1 4.94	193-130-012	SFR	\$1 4.94	193-401-010	SFR	\$1 4.94
192-340-016	SFR	\$1 4.94	193-130-013	SFR	\$1 4.94	193-401-011	SFR	\$1 4.94
192-340-017	SFR	\$1 4.94	193-130-014	SFR	\$1 4.94	193-401-012	SFR	\$1 4.94
192-340-018	SFR	\$1 4.94	193-130-015	SFR	\$1 4.94	193-401-013	SFR	\$1 4.94
192-350-001	SFR	\$1 4.94	193-130-016	SFR	\$1 4.94	193-402-001	SFR	\$1 4.94
192-350-002	SFR	\$1 4.94	193-130-017	SFR	\$1 4.94	193-402-002	SFR	\$1 4.94
193-020-011	SFR	\$1 4.94	193-130-018	SFR	\$1 4.94	193-482-002	SFR	\$1 4.94
193-020-012	SFR	\$1 4.94	193-130-019	SFR	\$1 4.94	193-482-003	SFR	\$1 4.94
193-020-015	SFR	\$1 4.94	193-130-020	SFR	\$1 4.94	193-482-004	SFR	\$1 4.94
193-030-026	SFR	\$1 4.94	193-130-021	SFR	\$1 4.94	193-482-005	SFR	\$1 4.94
193-030-028	SFR	\$1 4.94	193-130-022	SFR	\$1 4.94	193-482-006	SFR	\$1 4.94
193-050-018	SFR	\$1 4.94	193-130-031	SFR	\$1 4.94	193-482-007	SFR	\$1 4.94
193-050-019	SFR	\$1 4.94	193-130-032	SFR	\$1 4.94	193-482-008	SFR	\$1 4.94
193-050-020	SFR	\$1 4.94	193-140-010	SFR	\$1 4.94	193-482-013	SFR	\$1 4.94
193-050-022	SFR	\$1 4.94	193-140-011	SFR	\$1 4.94	193-482-014	SFR	\$1 4.94
193-050-023	SFR	\$1 4.94	193-140-012	SFR	\$1 4.94	193-482-016	SFR	\$1 4.94
193-050-024	SFR	\$1 4.94	193-140-013	SFR	\$1 4.94	193-482-017	SFR	\$1 4.94
193-070-028	SFR	\$1 4.94	193-140-014	SFR	\$1 4.94	193-482-018	SFR	\$1 4.94
193-070-029	SFR	\$1 4.94	193-140-015	SFR	\$1 4.94	193-482-019	SFR	\$1 4.94
193-070-030	SFR	\$1 4.94	193-140-016	SFR	\$1 4.94	193-483-001	SFR	\$1 4.94
193-070-031	SFR	\$1 4.94	193-140-017	SFR	\$1 4.94	193-483-002	SFR	\$1 4.94
193-070-032	SFR	\$1 4.94	193-140-018	SFR	\$1 4.94	193-483-003	SFR	\$1 4.94
193-070-033	SFR	\$1 4.94	193-140-019	SFR	\$1 4.94	193-483-004	SFR	\$1 4.94
193-070-034	SFR	\$1 4.94	193-140-021	SFR	\$1 4.94	193-483-005	SFR	\$1 4.94

Assessor's Parcel Number	Property Class	FY18-19 Service Charge	Assessor's Parcel Number	Property Class	FY18-19 Service Charge	Assessor's Parcel Number	Property Class	FY18-19 Service Charge
193-491-001	SFR	\$1 4.94	193-541-030	SFR	\$1 4.94	193-570-009	SFR	\$1 4.94
193-491-002	SFR	\$1 4.94	193-541-031	SFR	\$1 4.94	193-570-010	SFR	\$1 4.94
193-492-001	SFR	\$1 4.94	193-542-001	SFR	\$1 4.94	193-570-011	SFR	\$1 4.94
193-492-002	SFR	\$1 4.94	193-542-002	SFR	\$1 4.94	193-570-012	SFR	\$1 4.94
193-492-003	SFR	\$1 4.94	193-542-003	SFR	\$1 4.94	193-570-015	SFR	\$1 4.94
193-492-007	SFR	\$1 4.94	193-542-004	SFR	\$1 4.94	193-570-016	SFR	\$1 4.94
193-492-008	SFR	\$1 4.94	193-542-005	SFR	\$1 4.94	193-570-017	SFR	\$1 4.94
193-492-009	SFR	\$1 4.94	193-542-006	SFR	\$1 4.94	193-570-019	SFR	\$1 4.94
193-492-012	SFR	\$1 4.94	193-542-007	SFR	\$1 4.94	193-570-020	SFR	\$1 4.94
193-492-014	SFR	\$1 4.94	193-551-001	SFR	\$1 4.94	193-570-022	SFR	\$1 4.94
193-492-015	SFR	\$1 4.94	193-551-002	SFR	\$1 4.94	193-570-023	VSFR	\$7.46
193-531-001	SFR	\$1 4.94	193-551-003	SFR	\$1 4.94	193-570-026	SFR	\$1 4.94
193-531-002	SFR	\$1 4.94	193-552-001	SFR	\$1 4.94	193-580-001	SFR	\$1 4.94
193-531-003	SFR	\$1 4.94	193-552-002	SFR	\$1 4.94	193-580-002	SFR	\$1 4.94
193-531-004	SFR	\$1 4.94	193-552-003	SFR	\$1 4.94	193-580-003	SFR	\$1 4.94
193-531-005	SFR	\$1 4.94	193-552-004	SFR	\$1 4.94	193-580-004	SFR	\$1 4.94
193-531-006	SFR	\$1 4.94	193-552-005	SFR	\$1 4.94	193-580-005	SFR	\$1 4.94
193-531-007	SFR	\$1 4.94	193-552-006	SFR	\$1 4.94	193-580-006	SFR	\$1 4.94
193-532-001	SFR	\$1 4.94	193-552-007	SFR	\$1 4.94	193-580-007	SFR	\$1 4.94
193-532-002	SFR	\$1 4.94	193-552-008	SFR	\$1 4.94	193-580-008	SFR	\$1 4.94
193-532-003	SFR	\$1 4.94	193-552-009	SFR	\$1 4.94	193-580-009	SFR	\$1 4.94
193-532-004	SFR	\$1 4.94	193-552-010	SFR	\$1 4.94	193-580-010	SFR	\$1 4.94
193-532-005	SFR	\$1 4.94	193-552-013	SFR	\$1 4.94	193-580-011	SFR	\$1 4.94
193-532-006	SFR	\$1 4.94	193-552-014	SFR	\$1 4.94	193-580-012	SFR	\$1 4.94
193-532-007	SFR	\$1 4.94	193-552-015	SFR	\$1 4.94	193-580-013	SFR	\$1 4.94
193-532-008	SFR	\$1 4.94	193-552-016	SFR	\$1 4.94	193-580-014	SFR	\$1 4.94
193-533-002	SFR	\$1 4.94	193-552-017	SFR	\$1 4.94	193-580-015	SFR	\$1 4.94
193-541-001	SFR	\$1 4.94	193-552-018	SFR	\$1 4.94	193-580-016	SFR	\$1 4.94
193-541-002	SFR	\$1 4.94	193-552-021	SFR	\$1 4.94	193-580-017	SFR	\$1 4.94
193-541-003	SFR	\$1 4.94	193-552-022	SFR	\$1 4.94	193-580-018	SFR	\$1 4.94
193-541-004	SFR	\$1 4.94	193-552-023	SFR	\$1 4.94	193-591-001	SFR	\$1 4.94
193-541-005	SFR	\$1 4.94	193-552-024	SFR	\$1 4.94	193-591-002	SFR	\$1 4.94
193-541-006	SFR	\$1 4.94	193-560-002	SFR	\$1 4.94	193-591-003	SFR	\$1 4.94
193-541-009	SFR	\$1 4.94	193-560-003	SFR	\$1 4.94	193-592-001	SFR	\$1 4.94
193-541-010	SFR	\$1 4.94	193-560-004	SFR	\$1 4.94	193-592-002	SFR	\$1 4.94
193-541-011	SFR	\$1 4.94	193-560-005	SFR	\$1 4.94	193-592-003	SFR	\$1 4.94
193-541-012	SFR	\$1 4.94	193-560-006	SFR	\$1 4.94	193-592-004	SFR	\$1 4.94
193-541-013	SFR	\$1 4.94	193-560-007	SFR	\$1 4.94	193-592-007	SFR	\$1 4.94
193-541-014	SFR	\$1 4.94	193-560-008	SFR	\$1 4.94	193-592-008	SFR	\$1 4.94
193-541-015	SFR	\$1 4.94	193-560-009	SFR	\$1 4.94	193-592-009	SFR	\$1 4.94
193-541-016	SFR	\$1 4.94	193-560-010	SFR	\$1 4.94	193-592-011	SFR	\$1 4.94
193-541-017	SFR	\$1 4.94	193-560-011	SFR	\$1 4.94	193-592-012	SFR	\$1 4.94
193-541-018	SFR	\$1 4.94	193-560-012	SFR	\$1 4.94	193-592-013	SFR	\$1 4.94
193-541-019	SFR	\$1 4.94	193-560-013	SFR	\$1 4.94	193-592-014	SFR	\$1 4.94
193-541-020	SFR	\$1 4.94	193-560-014	SFR	\$1 4.94	193-592-017	SFR	\$1 4.94
193-541-021	SFR	\$1 4.94	193-560-016	SFR	\$1 4.94	193-611-003	SFR	\$1 4.94
193-541-022	SFR	\$1 4.94	193-570-001	SFR	\$1 4.94	193-611-004	SFR	\$1 4.94
193-541-023	SFR	\$1 4.94	193-570-002	SFR	\$1 4.94	193-611-005	SFR	\$1 4.94
193-541-024	SFR	\$1 4.94	193-570-003	SFR	\$1 4.94	193-611-006	SFR	\$1 4.94
193-541-025	SFR	\$1 4.94	193-570-004	SFR	\$1 4.94	193-611-007	SFR	\$1 4.94
193-541-026	SFR	\$1 4.94	193-570-005	SFR	\$1 4.94	193-611-008	SFR	\$1 4.94
193-541-027	SFR	\$1 4.94	193-570-006	SFR	\$1 4.94	193-611-009	SFR	\$1 4.94

Assessor's Parcel Number	Property Class	FY18-19 Service Charge	Assessor's Parcel Number	Property Class	FY18-19 Service Charge	Assessor's Parcel Number	Property Class	FY18-19 Service Charge
193-612-001	SFR	\$1 4.94	193-650-024	SFR	\$1 4.94	193-660-023	SFR	\$1 4.94
193-612-002	SFR	\$1 4.94	193-650-025	SFR	\$1 4.94	193-660-024	SFR	\$1 4.94
193-612-003	SFR	\$1 4.94	193-650-026	SFR	\$1 4.94	193-660-025	SFR	\$1 4.94
193-612-004	SFR	\$1 4.94	193-650-027	SFR	\$1 4.94	193-660-026	SFR	\$1 4.94
193-612-007	SFR	\$1 4.94	193-650-028	SFR	\$1 4.94	193-660-027	SFR	\$1 4.94
193-612-008	SFR	\$1 4.94	193-650-029	SFR	\$1 4.94	193-660-028	SFR	\$1 4.94
193-612-009	SFR	\$1 4.94	193-650-030	SFR	\$1 4.94	193-660-029	SFR	\$1 4.94
193-612-010	SFR	\$1 4.94	193-650-031	SFR	\$1 4.94	193-660-032	SFR	\$1 4.94
193-612-013	SFR	\$1 4.94	193-650-032	SFR	\$1 4.94	193-660-033	SFR	\$1 4.94
193-612-014	SFR	\$1 4.94	193-650-033	SFR	\$1 4.94	193-660-034	SFR	\$1 4.94
193-631-001	SFR	\$1 4.94	193-650-034	SFR	\$1 4.94	193-660-035	SFR	\$1 4.94
193-631-002	SFR	\$1 4.94	193-650-035	SFR	\$1 4.94	193-660-036	SFR	\$1 4.94
193-631-003	SFR	\$1 4.94	193-650-036	SFR	\$1 4.94	193-660-037	SFR	\$1 4.94
193-631-004	SFR	\$1 4.94	193-650-037	SFR	\$1 4.94	193-660-038	SFR	\$1 4.94
193-632-001	SFR	\$1 4.94	193-650-038	SFR	\$1 4.94	193-660-039	SFR	\$1 4.94
193-632-002	SFR	\$1 4.94	193-650-039	SFR	\$1 4.94	193-660-040	SFR	\$1 4.94
193-632-003	SFR	\$1 4.94	193-650-040	SFR	\$1 4.94	193-660-041	SFR	\$1 4.94
193-632-004	SFR	\$1 4.94	193-650-041	SFR	\$1 4.94	193-660-042	SFR	\$1 4.94
193-632-005	SFR	\$1 4.94	193-650-043	SFR	\$1 4.94	193-660-043	SFR	\$1 4.94
193-632-006	SFR	\$1 4.94	193-650-044	SFR	\$1 4.94	193-660-045	SFR	\$1 4.94
193-632-007	SFR	\$1 4.94	193-650-045	SFR	\$1 4.94	193-660-046	SFR	\$1 4.94
193-641-001	SFR	\$1 4.94	193-650-046	SFR	\$1 4.94	193-660-047	SFR	\$1 4.94
193-641-002	SFR	\$1 4.94	193-650-047	SFR	\$1 4.94	193-660-048	SFR	\$1 4.94
193-642-001	SFR	\$1 4.94	193-650-048	SFR	\$1 4.94	193-660-058	SFR	\$1 4.94
193-642-002	SFR	\$1 4.94	193-650-049	SFR	\$1 4.94	193-660-059	SFR	\$1 4.94
193-643-001	SFR	\$1 4.94	193-650-050	SFR	\$1 4.94	193-660-060	SFR	\$1 4.94
193-643-002	SFR	\$1 4.94	193-650-051	SFR	\$1 4.94	193-660-061	SFR	\$1 4.94
193-643-003	SFR	\$1 4.94	193-650-052	SFR	\$1 4.94	193-670-004	SFR	\$1 4.94
193-643-004	SFR	\$1 4.94	193-650-053	SFR	\$1 4.94	193-670-009	SFR	\$1 4.94
193-643-005	SFR	\$1 4.94	193-650-054	SFR	\$1 4.94	193-670-010	SFR	\$1 4.94
193-643-006	SFR	\$1 4.94	193-650-055	SFR	\$1 4.94	193-670-011	SFR	\$1 4.94
193-643-007	SFR	\$1 4.94	193-660-001	SFR	\$1 4.94	193-670-015	SFR	\$1 4.94
193-650-002	SFR	\$1 4.94	193-660-002	SFR	\$1 4.94	193-670-016	SFR	\$1 4.94
193-650-003	SFR	\$1 4.94	193-660-003	SFR	\$1 4.94	193-670-018	SFR	\$1 4.94
193-650-004	SFR	\$1 4.94	193-660-004	SFR	\$1 4.94	193-670-019	SFR	\$1 4.94
193-650-005	SFR	\$1 4.94	193-660-005	SFR	\$1 4.94	193-670-020	SFR	\$1 4.94
193-650-006	SFR	\$1 4.94	193-660-006	SFR	\$1 4.94	193-720-001	SFR	\$1 4.94
193-650-007	SFR	\$1 4.94	193-660-007	SFR	\$1 4.94	193-720-002	SFR	\$1 4.94
193-650-008	SFR	\$1 4.94	193-660-008	SFR	\$1 4.94	193-720-003	SFR	\$1 4.94
193-650-009	SFR	\$1 4.94	193-660-009	SFR	\$1 4.94	193-720-004	SFR	\$1 4.94
193-650-010	SFR	\$1 4.94	193-660-010	SFR	\$1 4.94	193-720-005	SFR	\$1 4.94
193-650-011	SFR	\$1 4.94	193-660-011	SFR	\$1 4.94	193-721-001	SFR	\$1 4.94
193-650-012	SFR	\$1 4.94	193-660-012	SFR	\$1 4.94	193-721-002	SFR	\$1 4.94
193-650-015	SFR	\$1 4.94	193-660-013	SFR	\$1 4.94	193-721-003	SFR	\$1 4.94
193-650-016	SFR	\$1 4.94	193-660-014	SFR	\$1 4.94	193-721-004	SFR	\$1 4.94
193-650-017	SFR	\$1 4.94	193-660-015	SFR	\$1 4.94	193-721-005	SFR	\$1 4.94
193-650-018	SFR	\$1 4.94	193-660-016	SFR	\$1 4.94	193-722-001	SFR	\$1 4.94
193-650-019	SFR	\$1 4.94	193-660-017	SFR	\$1 4.94	193-722-002	SFR	\$1 4.94
193-650-020	SFR	\$1 4.94	193-660-018	SFR	\$1 4.94	193-722-003	SFR	\$1 4.94
193-650-021	SFR	\$1 4.94	193-660-020	SFR	\$1 4.94	193-722-004	SFR	\$1 4.94
193-650-022	SFR	\$1 4.94	193-660-021	SFR	\$1 4.94	193-722-005	SFR	\$1 4.94
193-650-023	SFR	\$1 4.94	193-660-022	SFR	\$1 4.94	193-722-006	SFR	\$1 4.94

Assessor's Parcel Number	Property Class	FY18-19 Service Charge	Assessor's Parcel Number	Property Class	FY18-19 Service Charge	Assessor's Parcel Number	Property Class	FY18-19 Service Charge
193-722-007	SFR	\$1 4.94	193-740-015	SFR	\$1 4.94	193-790-004	SFR	\$1 4.94
193-722-008	SFR	\$1 4.94	193-740-016	SFR	\$1 4.94	193-790-006	SFR	\$1 4.94
193-722-009	SFR	\$1 4.94	193-740-017	SFR	\$1 4.94	193-790-007	SFR	\$1 4.94
193-722-010	SFR	\$1 4.94	193-740-018	SFR	\$1 4.94	193-790-008	SFR	\$1 4.94
193-722-011	SFR	\$1 4.94	193-740-019	SFR	\$1 4.94	193-790-009	SFR	\$1 4.94
193-723-001	SFR	\$1 4.94	193-740-020	SFR	\$1 4.94	193-790-011	SFR	\$1 4.94
193-723-002	SFR	\$1 4.94	193-740-021	SFR	\$1 4.94	193-801-001	SFR	\$1 4.94
193-723-003	SFR	\$1 4.94	193-740-022	SFR	\$1 4.94	193-801-002	SFR	\$1 4.94
193-723-004	SFR	\$1 4.94	193-740-023	SFR	\$1 4.94	193-801-003	SFR	\$1 4.94
193-723-005	SFR	\$1 4.94	193-740-024	SFR	\$1 4.94	193-801-004	SFR	\$1 4.94
193-723-006	SFR	\$1 4.94	193-740-025	SFR	\$1 4.94	193-801-005	SFR	\$1 4.94
193-723-007	SFR	\$1 4.94	193-740-026	SFR	\$1 4.94	193-801-006	SFR	\$1 4.94
193-723-008	SFR	\$1 4.94	193-740-027	SFR	\$1 4.94	193-801-007	SFR	\$1 4.94
193-723-009	SFR	\$1 4.94	193-741-001	SFR	\$1 4.94	193-801-008	SFR	\$1 4.94
193-723-010	SFR	\$1 4.94	193-741-002	SFR	\$1 4.94	193-801-009	SFR	\$1 4.94
193-723-011	SFR	\$1 4.94	193-741-003	SFR	\$1 4.94	193-801-010	SFR	\$1 4.94
193-723-012	SFR	\$1 4.94	193-741-004	SFR	\$1 4.94	193-801-011	SFR	\$1 4.94
193-723-013	SFR	\$1 4.94	193-741-005	SFR	\$1 4.94	193-801-012	SFR	\$1 4.94
193-723-014	SFR	\$1 4.94	193-741-006	SFR	\$1 4.94	193-801-013	SFR	\$1 4.94
193-730-001	SFR	\$1 4.94	193-770-001	SFR	\$1 4.94	193-801-014	SFR	\$1 4.94
193-730-002	SFR	\$1 4.94	193-770-002	SFR	\$1 4.94	193-801-015	SFR	\$1 4.94
193-730-003	SFR	\$1 4.94	193-770-010	SFR	\$1 4.94	193-801-016	SFR	\$1 4.94
193-730-004	SFR	\$1 4.94	193-770-011	SFR	\$1 4.94	193-801-017	SFR	\$1 4.94
193-730-005	SFR	\$1 4.94	193-770-012	SFR	\$1 4.94	193-801-018	SFR	\$1 4.94
193-730-006	SFR	\$1 4.94	193-770-013	SFR	\$1 4.94	193-801-019	SFR	\$1 4.94
193-730-007	SFR	\$1 4.94	193-770-014	SFR	\$1 4.94	193-801-020	SFR	\$1 4.94
193-730-008	SFR	\$1 4.94	193-781-001	SFR	\$1 4.94	193-801-021	SFR	\$1 4.94
193-730-011	SFR	\$1 4.94	193-781-002	SFR	\$1 4.94	193-801-022	SFR	\$1 4.94
193-730-012	SFR	\$1 4.94	193-781-003	SFR	\$1 4.94	193-801-023	SFR	\$1 4.94
193-730-013	SFR	\$1 4.94	193-781-004	SFR	\$1 4.94	193-801-026	SFR	\$1 4.94
193-730-014	SFR	\$1 4.94	193-781-005	SFR	\$1 4.94	193-801-027	SFR	\$1 4.94
193-730-015	SFR	\$1 4.94	193-781-006	SFR	\$1 4.94	193-811-001	SFR	\$1 4.94
193-730-016	SFR	\$1 4.94	193-781-007	SFR	\$1 4.94	193-811-002	SFR	\$1 4.94
193-730-017	SFR	\$1 4.94	193-781-008	SFR	\$1 4.94	193-811-003	SFR	\$1 4.94
193-730-018	SFR	\$1 4.94	193-781-009	SFR	\$1 4.94	193-811-004	SFR	\$1 4.94
193-730-019	SFR	\$1 4.94	193-781-010	SFR	\$1 4.94	193-811-005	SFR	\$1 4.94
193-730-021	SFR	\$1 4.94	193-781-011	SFR	\$1 4.94	193-811-006	SFR	\$1 4.94
193-730-022	SFR	\$1 4.94	193-781-012	SFR	\$1 4.94	193-811-007	SFR	\$1 4.94
193-731-001	SFR	\$1 4.94	193-781-013	SFR	\$1 4.94	193-811-008	SFR	\$1 4.94
193-731-002	SFR	\$1 4.94	193-781-014	SFR	\$1 4.94	193-811-009	SFR	\$1 4.94
193-740-001	SFR	\$1 4.94	193-781-015	SFR	\$1 4.94	193-811-025	SFR	\$1 4.94
193-740-002	SFR	\$1 4.94	193-781-016	SFR	\$1 4.94	193-811-026	SFR	\$1 4.94
193-740-003	SFR	\$1 4.94	193-781-017	SFR	\$1 4.94	193-811-027	SFR	\$1 4.94
193-740-004	SFR	\$1 4.94	193-782-001	SFR	\$1 4.94	193-811-028	SFR	\$1 4.94
193-740-005	SFR	\$1 4.94	193-783-001	SFR	\$1 4.94	193-811-035	SFR	\$1 4.94
193-740-007	SFR	\$1 4.94	193-783-002	SFR	\$1 4.94	193-811-036	SFR	\$1 4.94
193-740-008	SFR	\$1 4.94	193-783-003	SFR	\$1 4.94	193-811-037	SFR	\$1 4.94
193-740-009	SFR	\$1 4.94	193-783-004	SFR	\$1 4.94	193-811-038	SFR	\$1 4.94
193-740-010	SFR	\$1 4.94	193-783-005	SFR	\$1 4.94	193-811-039	SFR	\$1 4.94
193-740-011	SFR	\$1 4.94	193-790-001	SFR	\$1 4.94	193-811-040	SFR	\$1 4.94
193-740-012	SFR	\$1 4.94	193-790-002	SFR	\$1 4.94	193-811-041	SFR	\$1 4.94
193-740-014	SFR	\$1 4.94	193-790-003	SFR	\$1 4.94	193-811-042	SFR	\$1 4.94

Assessor's Parcel Number	Property Class	FY18-19 Service Charge	Assessor's Parcel Number	Property Class	FY18-19 Service Charge	Assessor's Parcel Number	Property Class	FY18-19 Service Charge
193-811-043	SFR	\$1 4.94	193-840-021	SFR	\$1 4.94	193-920-023	SFR	\$1 4.94
193-811-044	SFR	\$1 4.94	193-840-022	SFR	\$1 4.94	193-920-024	SFR	\$1 4.94
193-811-045	SFR	\$1 4.94	193-840-023	SFR	\$1 4.94	193-920-025	SFR	\$1 4.94
193-811-046	SFR	\$1 4.94	193-840-024	SFR	\$1 4.94	193-920-026	SFR	\$1 4.94
193-811-047	SFR	\$1 4.94	193-840-025	SFR	\$1 4.94	193-920-027	SFR	\$1 4.94
193-811-048	SFR	\$1 4.94	193-840-026	SFR	\$1 4.94	193-920-028	SFR	\$1 4.94
193-811-049	SFR	\$1 4.94	193-840-027	SFR	\$1 4.94	193-920-029	SFR	\$1 4.94
193-811-050	SFR	\$1 4.94	193-850-001	SFR	\$1 4.94	193-920-030	SFR	\$1 4.94
193-811-051	SFR	\$1 4.94	193-850-002	SFR	\$1 4.94	193-920-031	SFR	\$1 4.94
193-811-052	SFR	\$1 4.94	193-850-004	SFR	\$1 4.94	193-920-032	SFR	\$1 4.94
193-811-053	SFR	\$1 4.94	193-850-005	SFR	\$1 4.94	193-920-033	SFR	\$1 4.94
193-811-054	SFR	\$1 4.94	193-850-006	SFR	\$1 4.94	193-920-034	SFR	\$1 4.94
193-812-012	SFR	\$1 4.94	193-850-007	SFR	\$1 4.94	193-920-035	SFR	\$1 4.94
193-812-013	SFR	\$1 4.94	193-850-008	SFR	\$1 4.94	193-920-036	SFR	\$1 4.94
193-812-014	SFR	\$1 4.94	193-850-010	SFR	\$1 4.94	193-920-037	SFR	\$1 4.94
193-812-015	SFR	\$1 4.94	193-850-011	SFR	\$1 4.94	193-920-038	SFR	\$1 4.94
193-812-016	SFR	\$1 4.94	193-850-012	SFR	\$1 4.94	193-920-039	SFR	\$1 4.94
193-812-017	SFR	\$1 4.94	193-850-013	SFR	\$1 4.94	193-920-040	SFR	\$1 4.94
193-812-018	SFR	\$1 4.94	193-850-014	SFR	\$1 4.94	193-920-041	SFR	\$1 4.94
193-812-019	SFR	\$1 4.94	193-850-015	SFR	\$1 4.94	193-920-042	SFR	\$1 4.94
193-812-020	SFR	\$1 4.94	193-850-016	SFR	\$1 4.94	193-920-043	SFR	\$1 4.94
193-812-021	SFR	\$1 4.94	193-850-017	SFR	\$1 4.94	193-920-044	SFR	\$1 4.94
193-820-002	SFR	\$1 4.94	193-870-005	SFR	\$1 4.94	193-920-045	SFR	\$1 4.94
193-820-003	SFR	\$1 4.94	193-870-006	SFR	\$1 4.94	193-920-046	SFR	\$1 4.94
193-820-004	SFR	\$1 4.94	193-910-001	SFR	\$1 4.94	193-920-047	SFR	\$1 4.94
193-820-005	SFR	\$1 4.94	193-910-002	SFR	\$1 4.94	193-930-001	SFR	\$1 4.94
193-820-015	SFR	\$1 4.94	193-910-003	SFR	\$1 4.94	193-930-002	SFR	\$1 4.94
193-820-016	SFR	\$1 4.94	193-910-004	SFR	\$1 4.94	193-930-003	SFR	\$1 4.94
193-820-017	SFR	\$1 4.94	193-910-005	SFR	\$1 4.94	193-930-004	SFR	\$1 4.94
193-820-018	SFR	\$1 4.94	193-910-006	SFR	\$1 4.94	193-930-005	SFR	\$1 4.94
193-820-019	SFR	\$1 4.94	193-920-001	SFR	\$1 4.94	193-930-006	SFR	\$1 4.94
193-820-020	SFR	\$1 4.94	193-920-002	SFR	\$1 4.94	193-930-007	SFR	\$1 4.94
193-820-021	SFR	\$1 4.94	193-920-003	SFR	\$1 4.94	193-930-008	SFR	\$1 4.94
193-820-022	SFR	\$1 4.94	193-920-004	SFR	\$1 4.94	193-930-009	SFR	\$1 4.94
193-840-001	SFR	\$1 4.94	193-920-005	SFR	\$1 4.94	193-930-010	SFR	\$1 4.94
193-840-002	SFR	\$1 4.94	193-920-006	SFR	\$1 4.94	193-930-011	SFR	\$1 4.94
193-840-003	SFR	\$1 4.94	193-920-007	SFR	\$1 4.94	193-930-012	SFR	\$1 4.94
193-840-004	SFR	\$1 4.94	193-920-008	SFR	\$1 4.94	193-930-013	SFR	\$1 4.94
193-840-005	SFR	\$1 4.94	193-920-009	SFR	\$1 4.94	193-930-014	SFR	\$1 4.94
193-840-006	SFR	\$1 4.94	193-920-010	SFR	\$1 4.94	193-930-015	SFR	\$1 4.94
193-840-007	SFR	\$1 4.94	193-920-011	SFR	\$1 4.94	193-940-001	SFR	\$1 4.94
193-840-010	SFR	\$1 4.94	193-920-012	SFR	\$1 4.94	193-940-002	SFR	\$1 4.94
193-840-011	SFR	\$1 4.94	193-920-013	SFR	\$1 4.94	193-940-003	SFR	\$1 4.94
193-840-012	SFR	\$1 4.94	193-920-014	SFR	\$1 4.94	193-940-004	SFR	\$1 4.94
193-840-013	SFR	\$1 4.94	193-920-015	SFR	\$1 4.94	193-940-005	SFR	\$1 4.94
193-840-014	SFR	\$1 4.94	193-920-016	SFR	\$1 4.94	193-940-006	SFR	\$1 4.94
193-840-015	SFR	\$1 4.94	193-920-017	SFR	\$1 4.94	193-940-007	SFR	\$1 4.94
193-840-016	SFR	\$1 4.94	193-920-018	SFR	\$1 4.94	193-940-008	SFR	\$1 4.94
193-840-017	SFR	\$1 4.94	193-920-019	SFR	\$1 4.94	193-940-009	SFR	\$1 4.94
193-840-018	SFR	\$1 4.94	193-920-020	SFR	\$1 4.94	193-940-010	SFR	\$1 4.94
193-840-019	SFR	\$1 4.94	193-920-021	SFR	\$1 4.94	193-940-011	SFR	\$1 4.94
193-840-020	SFR	\$1 4.94	193-920-022	SFR	\$1 4.94	193-940-012	SFR	\$1 4.94

Assessor's Parcel Number	Property Class	FY18-19 Service Charge	Assessor's Parcel Number	Property Class	FY18-19 Service Charge	Assessor's Parcel Number	Property Class	FY18-19 Service Charge
193-940-013	SFR	\$1 4.94	194-123-004	SFR	\$1 4.94	194-140-013	SFR	\$1 4.94
193-940-014	SFR	\$1 4.94	194-123-005	SFR	\$1 4.94	194-140-014	SFR	\$1 4.94
193-940-015	SFR	\$1 4.94	194-123-008	SFR	\$1 4.94	194-151-001	SFR	\$1 4.94
193-940-016	SFR	\$1 4.94	194-123-009	SFR	\$1 4.94	194-151-002	SFR	\$1 4.94
193-940-017	SFR	\$1 4.94	194-123-010	SFR	\$1 4.94	194-151-003	SFR	\$1 4.94
193-940-018	SFR	\$1 4.94	194-123-011	SFR	\$1 4.94	194-151-004	SFR	\$1 4.94
193-940-021	SFR	\$1 4.94	194-123-012	SFR	\$1 4.94	194-151-005	SFR	\$1 4.94
193-940-022	SFR	\$1 4.94	194-123-013	SFR	\$1 4.94	194-151-006	SFR	\$1 4.94
193-940-023	SFR	\$1 4.94	194-123-014	SFR	\$1 4.94	194-151-007	SFR	\$1 4.94
193-940-024	SFR	\$1 4.94	194-123-015	SFR	\$1 4.94	194-151-008	SFR	\$1 4.94
193-940-028	SFR	\$1 4.94	194-123-016	SFR	\$1 4.94	194-151-009	SFR	\$1 4.94
193-940-029	SFR	\$1 4.94	194-131-001	SFR	\$1 4.94	194-151-010	SFR	\$1 4.94
194-070-074	SFR	\$1 4.94	194-131-002	SFR	\$1 4.94	194-151-011	SFR	\$1 4.94
194-070-075	SFR	\$1 4.94	194-131-003	SFR	\$1 4.94	194-151-012	SFR	\$1 4.94
194-070-079	SFR	\$1 4.94	194-131-004	SFR	\$1 4.94	194-151-013	SFR	\$1 4.94
194-070-086	SFR	\$1 4.94	194-131-005	SFR	\$1 4.94	194-152-001	SFR	\$1 4.94
194-070-087	SFR	\$1 4.94	194-131-009	SFR	\$1 4.94	194-152-002	SFR	\$1 4.94
194-110-003	SFR	\$1 4.94	194-131-010	SFR	\$1 4.94	194-152-003	SFR	\$1 4.94
194-110-004	SFR	\$1 4.94	194-131-012	SFR	\$1 4.94	194-152-004	SFR	\$1 4.94
194-110-005	SFR	\$1 4.94	194-131-014	SFR	\$1 4.94	194-152-005	SFR	\$1 4.94
194-110-006	SFR	\$1 4.94	194-132-001	SFR	\$1 4.94	194-152-006	SFR	\$1 4.94
194-110-007	SFR	\$1 4.94	194-132-002	SFR	\$1 4.94	194-152-008	SFR	\$1 4.94
194-110-008	SFR	\$1 4.94	194-133-001	SFR	\$1 4.94	194-160-001	SFR	\$1 4.94
194-110-009	SFR	\$1 4.94	194-133-002	SFR	\$1 4.94	194-160-002	SFR	\$1 4.94
194-110-010	SFR	\$1 4.94	194-133-003	SFR	\$1 4.94	194-160-003	SFR	\$1 4.94
194-110-011	SFR	\$1 4.94	194-133-004	SFR	\$1 4.94	194-160-004	SFR	\$1 4.94
194-110-017	VSFR	\$7.46	194-133-005	SFR	\$1 4.94	194-160-005	SFR	\$1 4.94
194-110-019	SFR	\$1 4.94	194-133-006	SFR	\$1 4.94	194-160-006	SFR	\$1 4.94
194-110-020	SFR	\$1 4.94	194-133-007	SFR	\$1 4.94	194-160-007	SFR	\$1 4.94
194-110-021	SFR	\$1 4.94	194-133-008	SFR	\$1 4.94	194-160-008	SFR	\$1 4.94
194-110-022	SFR	\$1 4.94	194-133-009	SFR	\$1 4.94	194-160-009	SFR	\$1 4.94
194-121-002	SFR	\$1 4.94	194-133-010	SFR	\$1 4.94	194-160-010	SFR	\$1 4.94
194-121-003	SFR	\$1 4.94	194-133-011	SFR	\$1 4.94	194-160-011	SFR	\$1 4.94
194-121-004	SFR	\$1 4.94	194-133-012	SFR	\$1 4.94	194-160-012	SFR	\$1 4.94
194-121-005	SFR	\$1 4.94	194-133-013	SFR	\$1 4.94	194-160-013	SFR	\$1 4.94
194-121-006	SFR	\$1 4.94	194-133-014	SFR	\$1 4.94	194-160-014	SFR	\$1 4.94
194-121-007	SFR	\$1 4.94	194-133-015	SFR	\$1 4.94	194-160-015	SFR	\$1 4.94
194-121-009	SFR	\$1 4.94	194-133-016	SFR	\$1 4.94	194-160-016	SFR	\$1 4.94
194-121-011	SFR	\$1 4.94	194-133-017	SFR	\$1 4.94	194-160-017	SFR	\$1 4.94
194-121-012	SFR	\$1 4.94	194-133-018	SFR	\$1 4.94	194-160-018	SFR	\$1 4.94
194-121-014	SFR	\$1 4.94	194-140-001	SFR	\$1 4.94	194-160-019	SFR	\$1 4.94
194-122-002	SFR	\$1 4.94	194-140-002	SFR	\$1 4.94	194-160-020	SFR	\$1 4.94
194-122-003	SFR	\$1 4.94	194-140-003	SFR	\$1 4.94	194-160-021	SFR	\$1 4.94
194-122-004	SFR	\$1 4.94	194-140-004	SFR	\$1 4.94	194-160-022	SFR	\$1 4.94
194-122-005	SFR	\$1 4.94	194-140-005	SFR	\$1 4.94	194-170-001	SFR	\$1 4.94
194-122-006	SFR	\$1 4.94	194-140-006	SFR	\$1 4.94	194-170-002	SFR	\$1 4.94
194-122-007	SFR	\$1 4.94	194-140-007	SFR	\$1 4.94	194-170-003	SFR	\$1 4.94
194-122-008	SFR	\$1 4.94	194-140-008	SFR	\$1 4.94	194-170-004	SFR	\$1 4.94
194-122-009	SFR	\$1 4.94	194-140-009	SFR	\$1 4.94	194-170-005	SFR	\$1 4.94
194-123-001	SFR	\$1 4.94	194-140-010	SFR	\$1 4.94	194-170-006	SFR	\$1 4.94
194-123-002	SFR	\$1 4.94	194-140-011	SFR	\$1 4.94	194-170-007	SFR	\$1 4.94
194-123-003	SFR	\$1 4.94	194-140-012	SFR	\$1 4.94	194-170-008	SFR	\$1 4.94

Assessor's Parcel Number	Property Class	FY18-19 Service Charge	Assessor's Parcel Number	Property Class	FY18-19 Service Charge	Assessor's Parcel Number	Property Class	FY18-19 Service Charge
194-170-009	SFR	\$1 4.94	194-211-012	SFR	\$1 4.94	194-232-004	SFR	\$1 4.94
194-170-010	SFR	\$1 4.94	194-212-001	SFR	\$1 4.94	194-232-005	SFR	\$1 4.94
194-170-015	SFR	\$1 4.94	194-212-002	SFR	\$1 4.94	194-232-006	SFR	\$1 4.94
194-170-016	SFR	\$1 4.94	194-212-003	SFR	\$1 4.94	194-232-007	SFR	\$1 4.94
194-170-017	SFR	\$1 4.94	194-212-004	SFR	\$1 4.94	194-232-008	SFR	\$1 4.94
194-170-018	SFR	\$1 4.94	194-212-005	SFR	\$1 4.94	194-232-009	SFR	\$1 4.94
194-170-019	SFR	\$1 4.94	194-212-006	SFR	\$1 4.94	194-232-010	SFR	\$1 4.94
194-170-020	SFR	\$1 4.94	194-212-007	SFR	\$1 4.94	194-232-011	SFR	\$1 4.94
194-170-022	SFR	\$1 4.94	194-212-008	SFR	\$1 4.94	194-232-012	SFR	\$1 4.94
194-170-023	SFR	\$1 4.94	194-213-001	SFR	\$1 4.94	194-232-013	SFR	\$1 4.94
194-170-025	SFR	\$1 4.94	194-213-004	SFR	\$1 4.94	194-232-014	SFR	\$1 4.94
194-170-026	SFR	\$1 4.94	194-213-005	SFR	\$1 4.94	194-232-015	SFR	\$1 4.94
194-190-001	SFR	\$1 4.94	194-213-007	SFR	\$1 4.94	194-232-016	SFR	\$1 4.94
194-190-002	SFR	\$1 4.94	194-213-008	SFR	\$1 4.94	196-010-034	SFR	\$1 4.94
194-190-003	SFR	\$1 4.94	194-221-001	SFR	\$1 4.94	196-010-035	SFR	\$1 4.94
194-190-005	SFR	\$1 4.94	194-221-002	SFR	\$1 4.94	196-010-036	SFR	\$1 4.94
194-190-006	SFR	\$1 4.94	194-221-003	SFR	\$1 4.94	196-010-037	SFR	\$1 4.94
194-190-007	SFR	\$1 4.94	194-221-004	SFR	\$1 4.94	196-010-038	SFR	\$1 4.94
194-190-008	SFR	\$1 4.94	194-221-005	SFR	\$1 4.94	196-010-039	SFR	\$1 4.94
194-190-009	SFR	\$1 4.94	194-221-006	SFR	\$1 4.94	196-010-040	SFR	\$1 4.94
194-190-010	SFR	\$1 4.94	194-221-007	SFR	\$1 4.94	196-010-041	SFR	\$1 4.94
194-190-011	SFR	\$1 4.94	194-221-010	SFR	\$1 4.94	196-010-042	SFR	\$1 4.94
194-190-012	SFR	\$1 4.94	194-221-011	SFR	\$1 4.94	196-010-043	SFR	\$1 4.94
194-190-013	SFR	\$1 4.94	194-221-015	SFR	\$1 4.94	196-031-007	SFR	\$1 4.94
194-190-014	SFR	\$1 4.94	194-221-016	SFR	\$1 4.94	196-031-009	SFR	\$1 4.94
194-190-015	SFR	\$1 4.94	194-222-003	SFR	\$1 4.94	196-070-004	SFR	\$1 4.94
194-190-016	SFR	\$1 4.94	194-222-004	SFR	\$1 4.94	196-080-040	SFR	\$1 4.94
194-190-017	SFR	\$1 4.94	194-222-005	SFR	\$1 4.94	196-080-042	SFR	\$1 4.94
194-190-019	SFR	\$1 4.94	194-222-006	SFR	\$1 4.94	196-080-043	SFR	\$1 4.94
194-201-001	SFR	\$1 4.94	194-222-007	SFR	\$1 4.94	197-010-008	COM	\$74.70
194-201-002	SFR	\$1 4.94	194-222-008	SFR	\$1 4.94	197-010-026	COM	\$74.70
194-201-003	SFR	\$1 4.94	194-222-009	SFR	\$1 4.94	197-020-024	SFR	\$1 4.94
194-202-001	SFR	\$1 4.94	194-222-010	SFR	\$1 4.94	197-020-025	SFR	\$1 4.94
194-202-002	SFR	\$1 4.94	194-222-011	SFR	\$1 4.94	197-030-003	INST	\$74.70
194-202-003	SFR	\$1 4.94	194-222-012	SFR	\$1 4.94	197-030-024	INST	\$74.70
194-202-004	SFR	\$1 4.94	194-222-013	SFR	\$1 4.94	197-040-033	SFR	\$1 4.94
194-202-005	SFR	\$1 4.94	194-222-014	SFR	\$1 4.94	197-040-034	SFR	\$1 4.94
194-202-006	SFR	\$1 4.94	194-222-015	SFR	\$1 4.94	197-040-035	SFR	\$1 4.94
194-202-007	SFR	\$1 4.94	194-222-016	SFR	\$1 4.94	197-040-036	SFR	\$1 4.94
194-202-008	SFR	\$1 4.94	194-222-018	SFR	\$1 4.94	197-040-037	SFR	\$1 4.94
194-202-009	SFR	\$1 4.94	194-222-019	SFR	\$1 4.94	197-060-002	SFR	\$1 4.94
194-211-001	SFR	\$1 4.94	194-231-001	SFR	\$1 4.94	197-060-003	SFR	\$1 4.94
194-211-002	SFR	\$1 4.94	194-231-002	SFR	\$1 4.94	197-060-004	SFR	\$1 4.94
194-211-003	SFR	\$1 4.94	194-231-004	SFR	\$1 4.94	197-060-005	SFR	\$1 4.94
194-211-004	SFR	\$1 4.94	194-231-006	SFR	\$1 4.94	197-060-006	SFR	\$1 4.94
194-211-005	SFR	\$1 4.94	194-231-007	SFR	\$1 4.94	197-060-007	SFR	\$1 4.94
194-211-006	SFR	\$1 4.94	194-231-008	SFR	\$1 4.94	197-060-008	SFR	\$1 4.94
194-211-007	SFR	\$1 4.94	194-231-010	SFR	\$1 4.94	197-060-009	SFR	\$1 4.94
194-211-008	SFR	\$1 4.94	194-231-011	SFR	\$1 4.94	197-060-010	SFR	\$1 4.94
194-211-009	SFR	\$1 4.94	194-232-001	SFR	\$1 4.94	197-060-011	SFR	\$1 4.94
194-211-010	SFR	\$1 4.94	194-232-002	SFR	\$1 4.94	197-060-012	SFR	\$1 4.94
194-211-011	SFR	\$1 4.94	194-232-003	SFR	\$1 4.94	197-060-013	SFR	\$1 4.94



Assessor's Parcel Number	Property Class	FY18-19 Service Charge	Assessor's Parcel Number	Property Class	FY18-19 Service Charge	Assessor's Parcel Number	Property Class	FY18-19 Service Charge
197-060-014	SFR	\$1 4.94	197-220-011	SFR	\$1 4.94	197-350-015	SFR	\$1 4.94
197-060-015	SFR	\$1 4.94	197-220-015	SFR	\$1 4.94	197-350-018	SFR	\$1 4.94
197-060-016	SFR	\$1 4.94	197-220-017	SFR	\$1 4.94	197-350-019	SFR	\$1 4.94
197-060-017	SFR	\$1 4.94	197-220-018	SFR	\$1 4.94	197-350-020	SFR	\$1 4.94
197-060-018	SFR	\$1 4.94	197-270-018	SFR	\$1 4.94	197-350-021	SFR	\$1 4.94
197-060-019	SFR	\$1 4.94	197-270-019	SFR	\$1 4.94	197-350-022	SFR	\$1 4.94
197-060-020	SFR	\$1 4.94	197-270-022	SFR	\$1 4.94	197-350-027	SFR	\$1 4.94
197-060-021	SFR	\$1 4.94	197-270-023	SFR	\$1 4.94	197-350-028	SFR	\$1 4.94
197-060-022	SFR	\$1 4.94	197-301-001	SFR	\$1 4.94	197-350-030	SFR	\$1 4.94
197-060-023	SFR	\$1 4.94	197-301-002	SFR	\$1 4.94	197-350-031	SFR	\$1 4.94
197-060-024	SFR	\$1 4.94	197-301-003	SFR	\$1 4.94	197-350-032	SFR	\$1 4.94
197-060-025	SFR	\$1 4.94	197-301-004	SFR	\$1 4.94	197-360-004	SFR	\$1 4.94
197-060-026	SFR	\$1 4.94	197-301-005	SFR	\$1 4.94	197-360-010	SFR	\$1 4.94
197-060-029	SFR	\$1 4.94	197-301-011	SFR	\$1 4.94	197-360-011	SFR	\$1 4.94
197-060-030	SFR	\$1 4.94	197-301-012	SFR	\$1 4.94	197-360-013	SFR	\$1 4.94
197-060-031	SFR	\$1 4.94	197-301-013	SFR	\$1 4.94	197-360-015	SFR	\$1 4.94
197-060-032	SFR	\$1 4.94	197-302-002	SFR	\$1 4.94	197-360-019	SFR	\$1 4.94
197-060-033	SFR	\$1 4.94	197-302-003	SFR	\$1 4.94	197-360-020	SFR	\$1 4.94
197-070-020	SFR	\$1 4.94	197-302-004	SFR	\$1 4.94	197-360-025	SFR	\$1 4.94
197-070-021	SFR	\$1 4.94	197-302-005	SFR	\$1 4.94	197-360-026	SFR	\$1 4.94
197-070-022	SFR	\$1 4.94	197-302-006	SFR	\$1 4.94	197-360-028	SFR	\$1 4.94
197-070-023	SFR	\$1 4.94	197-302-007	SFR	\$1 4.94	197-360-031	SFR	\$1 4.94
197-070-024	SFR	\$1 4.94	197-302-008	SFR	\$1 4.94	197-371-005	SFR	\$1 4.94
197-090-003	INST	\$74.70	197-302-009	SFR	\$1 4.94	197-371-006	SFR	\$1 4.94
197-090-006	SFR	\$1 4.94	197-302-010	SFR	\$1 4.94	197-371-007	SFR	\$1 4.94
197-090-008	SFR	\$1 4.94	197-302-011	SFR	\$1 4.94	197-371-009	SFR	\$1 4.94
197-200-006	SFR	\$1 4.94	197-302-012	SFR	\$1 4.94	197-371-011	SFR	\$1 4.94
197-200-007	SFR	\$1 4.94	197-302-015	SFR	\$1 4.94	197-371-012	SFR	\$1 4.94
197-200-008	SFR	\$1 4.94	197-303-001	SFR	\$1 4.94	197-371-014	SFR	\$1 4.94
197-200-009	SFR	\$1 4.94	197-303-002	SFR	\$1 4.94	197-380-019	SFR	\$1 4.94
197-200-010	SFR	\$1 4.94	197-303-003	SFR	\$1 4.94	197-380-029	SFR	\$1 4.94
197-200-011	SFR	\$1 4.94	197-303-004	SFR	\$1 4.94	197-380-037	SFR	\$1 4.94
197-200-012	SFR	\$1 4.94	197-303-005	SFR	\$1 4.94	197-380-039	SFR	\$1 4.94
197-200-013	SFR	\$1 4.94	197-303-006	SFR	\$1 4.94	197-380-040	SFR	\$1 4.94
197-200-014	SFR	\$1 4.94	197-303-007	SFR	\$1 4.94	197-380-041	SFR	\$1 4.94
197-200-015	SFR	\$1 4.94	197-340-001	SFR	\$1 4.94	197-380-042	SFR	\$1 4.94
197-200-016	SFR	\$1 4.94	197-340-002	SFR	\$1 4.94	197-380-043	SFR	\$1 4.94
197-200-017	SFR	\$1 4.94	197-340-003	SFR	\$1 4.94	197-380-046	SFR	\$1 4.94
197-200-018	SFR	\$1 4.94	197-340-004	SFR	\$1 4.94	197-380-049	SFR	\$1 4.94
197-200-019	SFR	\$1 4.94	197-340-005	SFR	\$1 4.94	197-380-052	SFR	\$1 4.94
197-200-022	SFR	\$1 4.94	197-340-006	SFR	\$1 4.94	197-380-053	SFR	\$1 4.94
197-200-023	SFR	\$1 4.94	197-340-007	SFR	\$1 4.94	197-380-054	SFR	\$1 4.94
197-200-025	SFR	\$1 4.94	197-340-008	VSFR	\$7.46	197-390-001	SFR	\$1 4.94
197-200-026	SFR	\$1 4.94	197-350-002	SFR	\$1 4.94	197-390-002	SFR	\$1 4.94
197-200-027	SFR	\$1 4.94	197-350-003	SFR	\$1 4.94	197-390-003	SFR	\$1 4.94
197-201-001	SFR	\$1 4.94	197-350-004	SFR	\$1 4.94	197-390-004	SFR	\$1 4.94
197-201-002	SFR	\$1 4.94	197-350-008	SFR	\$1 4.94	197-390-005	SFR	\$1 4.94
197-201-003	SFR	\$1 4.94	197-350-010	SFR	\$1 4.94	197-390-006	SFR	\$1 4.94
197-220-002	SFR	\$1 4.94	197-350-011	SFR	\$1 4.94	197-390-007	SFR	\$1 4.94
197-220-003	SFR	\$1 4.94	197-350-012	SFR	\$1 4.94	197-390-008	SFR	\$1 4.94
197-220-004	SFR	\$1 4.94	197-350-013	SFR	\$1 4.94	197-390-011	SFR	\$1 4.94
197-220-005	SFR	\$1 4.94	197-350-014	SFR	\$1 4.94	197-390-012	SFR	\$1 4.94

Assessor's Parcel Number	Property Class	FY18-19 Service Charge	Assessor's Parcel Number	Property Class	FY18-19 Service Charge	Assessor's Parcel Number	Property Class	FY18-19 Service Charge
197-390-013	SFR	\$14.94	197-430-004	CONDO	\$7.46	198-040-026	SFR	\$14.94
197-390-014	SFR	\$14.94	197-430-005	CONDO	\$7.46	198-040-027	SFR	\$14.94
197-390-015	SFR	\$14.94	197-430-006	CONDO	\$7.46	198-040-028	SFR	\$14.94
197-390-016	SFR	\$14.94	197-430-007	CONDO	\$7.46	198-040-029	SFR	\$14.94
197-390-017	SFR	\$14.94	197-430-008	CONDO	\$7.46	198-040-030	SFR	\$14.94
197-390-018	SFR	\$14.94	197-430-009	CONDO	\$7.46	198-040-031	SFR	\$14.94
197-390-020	SFR	\$14.94	197-430-010	CONDO	\$7.46	198-040-032	SFR	\$14.94
197-400-001	SFR	\$14.94	197-470-001	SFR	\$14.94	198-040-033	SFR	\$14.94
197-400-002	SFR	\$14.94	197-470-002	SFR	\$14.94	198-040-034	SFR	\$14.94
197-400-003	SFR	\$14.94	197-470-003	SFR	\$14.94	198-040-035	SFR	\$14.94
197-400-004	SFR	\$14.94	197-470-004	SFR	\$14.94	198-040-036	SFR	\$14.94
197-400-007	SFR	\$14.94	197-470-005	SFR	\$14.94	198-050-041	SFR	\$14.94
197-400-008	SFR	\$14.94	197-470-006	SFR	\$14.94	198-050-042	SFR	\$14.94
197-400-009	VSFR	\$7.46	197-470-007	SFR	\$14.94	198-050-043	SFR	\$14.94
197-400-010	SFR	\$14.94	197-470-008	SFR	\$14.94	198-050-044	SFR	\$14.94
197-400-011	SFR	\$14.94	197-470-009	SFR	\$14.94	198-050-045	SFR	\$14.94
197-400-012	SFR	\$14.94	197-470-010	SFR	\$14.94	198-050-046	SFR	\$14.94
197-400-013	SFR	\$14.94	197-470-011	SFR	\$14.94	198-050-047	SFR	\$14.94
197-400-014	SFR	\$14.94	197-470-012	SFR	\$14.94	198-061-016	COM	\$74.70
197-420-006	CONDO	\$7.46	197-470-013	SFR	\$14.94	198-062-002	SFR	\$14.94
197-420-007	CONDO	\$7.46	197-470-014	SFR	\$14.94	198-062-003	SFR	\$14.94
197-420-008	CONDO	\$7.46	197-470-015	SFR	\$14.94	198-062-004	SFR	\$14.94
197-420-009	CONDO	\$7.46	197-470-016	SFR	\$14.94	198-062-005	SFR	\$14.94
197-420-010	CONDO	\$7.46	197-470-017	SFR	\$14.94	198-062-006	SFR	\$14.94
197-420-011	CONDO	\$7.46	197-470-018	SFR	\$14.94	198-062-007	SFR	\$14.94
197-420-012	CONDO	\$7.46	197-470-019	SFR	\$14.94	198-062-008	SFR	\$14.94
197-420-013	CONDO	\$7.46	197-470-021	SFR	\$14.94	198-062-009	SFR	\$14.94
197-420-014	CONDO	\$7.46	197-470-031	SFR	\$14.94	198-062-010	SFR	\$14.94
197-420-015	CONDO	\$7.46	197-470-033	SFR	\$14.94	198-062-011	SFR	\$14.94
197-420-016	CONDO	\$7.46	197-480-001	SFR	\$14.94	198-063-001	SFR	\$14.94
197-420-017	CONDO	\$7.46	197-480-002	SFR	\$14.94	198-063-002	SFR	\$14.94
197-420-018	CONDO	\$7.46	197-480-003	SFR	\$14.94	198-063-003	SFR	\$14.94
197-420-019	CONDO	\$7.46	197-480-004	SFR	\$14.94	198-063-004	SFR	\$14.94
197-420-020	CONDO	\$7.46	197-480-005	SFR	\$14.94	198-063-005	SFR	\$14.94
197-420-021	CONDO	\$7.46	198-010-013	COM	\$74.70	198-063-006	SFR	\$14.94
197-420-022	CONDO	\$7.46	198-010-016	COM	\$74.70	198-063-007	SFR	\$14.94
197-420-023	CONDO	\$7.46	198-010-019	COM	\$74.70	198-063-008	SFR	\$14.94
197-420-024	CONDO	\$7.46	198-010-020	COM	\$74.70	198-063-009	SFR	\$14.94
197-420-025	CONDO	\$7.46	198-020-030	SFR	\$14.94	198-063-010	SFR	\$14.94
197-420-026	CONDO	\$7.46	198-020-032	SFR	\$14.94	198-063-011	SFR	\$14.94
197-420-027	CONDO	\$7.46	198-020-033	SFR	\$14.94	198-063-012	SFR	\$14.94
197-420-028	CONDO	\$7.46	198-020-034	SFR	\$14.94	198-063-013	SFR	\$14.94
197-420-029	CONDO	\$7.46	198-020-035	SFR	\$14.94	198-081-021	SFR	\$14.94
197-420-030	CONDO	\$7.46	198-020-039	SFR	\$14.94	198-081-022	SFR	\$14.94
197-420-031	CONDO	\$7.46	198-020-040	SFR	\$14.94	198-111-037	SFR	\$14.94
197-420-032	CONDO	\$7.46	198-020-042	SFR	\$14.94	198-140-024	SFR	\$14.94
197-420-033	CONDO	\$7.46	198-020-043	SFR	\$14.94	198-140-025	SFR	\$14.94
197-420-034	CONDO	\$7.46	198-020-044	SFR	\$14.94	198-140-026	SFR	\$14.94
197-420-035	CONDO	\$7.46	198-020-045	SFR	\$14.94	198-140-027	SFR	\$14.94
197-430-001	CONDO	\$7.46	198-020-046	SFR	\$14.94	198-140-028	SFR	\$14.94
197-430-002	CONDO	\$7.46	198-020-047	SFR	\$14.94	198-140-029	SFR	\$14.94
197-430-003	CONDO	\$7.46	198-020-048	SFR	\$14.94	198-140-030	SFR	\$14.94

Assessor's Parcel Number	Property Class	FY18-19 Service Charge	Assessor's Parcel Number	Property Class	FY18-19 Service Charge	Assessor's Parcel Number	Property Class	FY18-19 Service Charge
198-140-031	SFR	\$1 4.94	203-061-012	CONDO	\$7.46	203-061-064	CONDO	\$7.46
198-140-032	SFR	\$1 4.94	203-061-013	CONDO	\$7.46	203-061-065	CONDO	\$7.46
198-140-033	SFR	\$1 4.94	203-061-014	CONDO	\$7.46	203-071-001	CONDO	\$7.46
198-140-034	SFR	\$1 4.94	203-061-015	CONDO	\$7.46	203-071-002	CONDO	\$7.46
198-140-035	SFR	\$1 4.94	203-061-016	CONDO	\$7.46	203-071-003	CONDO	\$7.46
198-160-035	SFR	\$1 4.94	203-061-017	CONDO	\$7.46	203-071-004	CONDO	\$7.46
198-160-036	SFR	\$1 4.94	203-061-018	CONDO	\$7.46	203-071-005	CONDO	\$7.46
198-160-037	SFR	\$1 4.94	203-061-019	CONDO	\$7.46	203-071-006	CONDO	\$7.46
198-190-040	SFR	\$1 4.94	203-061-020	CONDO	\$7.46	203-071-007	CONDO	\$7.46
198-190-041	SFR	\$1 4.94	203-061-021	CONDO	\$7.46	203-071-008	CONDO	\$7.46
199-030-064	MISC	\$7.46	203-061-022	CONDO	\$7.46	203-071-009	CONDO	\$7.46
199-030-065	SFR	\$1 4.94	203-061-023	CONDO	\$7.46	203-071-010	CONDO	\$7.46
199-030-066	MISC	\$7.46	203-061-024	CONDO	\$7.46	203-071-011	CONDO	\$7.46
201-091-001	SFR	\$1 4.94	203-061-025	CONDO	\$7.46	203-071-012	CONDO	\$7.46
201-091-002	SFR	\$1 4.94	203-061-026	CONDO	\$7.46	203-071-013	CONDO	\$7.46
201-091-003	SFR	\$1 4.94	203-061-027	CONDO	\$7.46	203-071-014	CONDO	\$7.46
201-091-004	SFR	\$1 4.94	203-061-028	CONDO	\$7.46	203-071-015	CONDO	\$7.46
201-091-005	SFR	\$1 4.94	203-061-029	CONDO	\$7.46	203-071-016	CONDO	\$7.46
201-091-006	SFR	\$1 4.94	203-061-030	CONDO	\$7.46	203-071-017	CONDO	\$7.46
201-091-007	SFR	\$1 4.94	203-061-031	CONDO	\$7.46	203-071-018	CONDO	\$7.46
201-091-008	SFR	\$1 4.94	203-061-032	CONDO	\$7.46	203-071-019	CONDO	\$7.46
201-091-009	SFR	\$1 4.94	203-061-033	CONDO	\$7.46	203-071-020	CONDO	\$7.46
201-091-010	SFR	\$1 4.94	203-061-034	CONDO	\$7.46	203-071-021	CONDO	\$7.46
201-091-011	SFR	\$1 4.94	203-061-035	CONDO	\$7.46	203-071-022	CONDO	\$7.46
201-091-012	SFR	\$1 4.94	203-061-036	CONDO	\$7.46	203-071-023	CONDO	\$7.46
201-091-013	SFR	\$1 4.94	203-061-037	CONDO	\$7.46	203-071-024	CONDO	\$7.46
201-091-014	SFR	\$1 4.94	203-061-038	CONDO	\$7.46	203-071-025	CONDO	\$7.46
201-092-001	SFR	\$1 4.94	203-061-039	CONDO	\$7.46	203-071-026	CONDO	\$7.46
201-092-002	SFR	\$1 4.94	203-061-040	CONDO	\$7.46	203-071-027	CONDO	\$7.46
201-092-003	SFR	\$1 4.94	203-061-041	CONDO	\$7.46	203-071-028	CONDO	\$7.46
201-092-004	SFR	\$1 4.94	203-061-042	CONDO	\$7.46	203-071-029	CONDO	\$7.46
201-092-005	SFR	\$1 4.94	203-061-043	CONDO	\$7.46	203-071-030	CONDO	\$7.46
201-092-006	SFR	\$1 4.94	203-061-044	CONDO	\$7.46	203-071-031	CONDO	\$7.46
201-092-007	SFR	\$1 4.94	203-061-045	CONDO	\$7.46	203-071-032	CONDO	\$7.46
201-092-008	SFR	\$1 4.94	203-061-046	CONDO	\$7.46	203-071-033	CONDO	\$7.46
201-092-009	SFR	\$1 4.94	203-061-047	CONDO	\$7.46	203-071-034	CONDO	\$7.46
203-050-081	CONDO	\$7.46	203-061-048	CONDO	\$7.46	203-071-035	CONDO	\$7.46
203-050-082	CONDO	\$7.46	203-061-049	CONDO	\$7.46	203-071-036	CONDO	\$7.46
203-050-083	CONDO	\$7.46	203-061-050	CONDO	\$7.46	203-071-037	CONDO	\$7.46
203-050-084	CONDO	\$7.46	203-061-051	CONDO	\$7.46	203-071-038	CONDO	\$7.46
203-050-090	CONDO	\$7.46	203-061-052	CONDO	\$7.46	203-071-039	CONDO	\$7.46
203-061-001	CONDO	\$7.46	203-061-053	CONDO	\$7.46	203-071-040	CONDO	\$7.46
203-061-002	CONDO	\$7.46	203-061-054	CONDO	\$7.46	203-071-041	CONDO	\$7.46
203-061-003	CONDO	\$7.46	203-061-055	CONDO	\$7.46	203-071-042	CONDO	\$7.46
203-061-004	CONDO	\$7.46	203-061-056	CONDO	\$7.46	203-071-043	CONDO	\$7.46
203-061-005	CONDO	\$7.46	203-061-057	CONDO	\$7.46	203-071-044	CONDO	\$7.46
203-061-006	CONDO	\$7.46	203-061-058	CONDO	\$7.46	203-071-045	CONDO	\$7.46
203-061-007	CONDO	\$7.46	203-061-059	CONDO	\$7.46	203-071-046	CONDO	\$7.46
203-061-008	CONDO	\$7.46	203-061-060	CONDO	\$7.46	203-071-047	CONDO	\$7.46
203-061-009	CONDO	\$7.46	203-061-061	CONDO	\$7.46	203-071-048	CONDO	\$7.46
203-061-010	CONDO	\$7.46	203-061-062	CONDO	\$7.46	203-071-049	CONDO	\$7.46
203-061-011	CONDO	\$7.46	203-061-063	CONDO	\$7.46	203-071-050	CONDO	\$7.46

Assessor's Parcel Number	Property Class	FY18-19 Service Charge	Assessor's Parcel Number	Property Class	FY18-19 Service Charge	Assessor's Parcel Number	Property Class	FY18-19 Service Charge
203-071-051	CONDO	\$7.46	203-254-003	SFR	\$14.94	203-280-006	SFR	\$14.94
203-071-052	CONDO	\$7.46	203-254-004	SFR	\$14.94	203-280-007	SFR	\$14.94
203-071-053	CONDO	\$7.46	203-255-004	SFR	\$14.94	203-280-008	SFR	\$14.94
203-071-054	CONDO	\$7.46	203-255-005	SFR	\$14.94	203-280-009	SFR	\$14.94
203-071-055	CONDO	\$7.46	203-261-001	SFR	\$14.94	203-280-010	SFR	\$14.94
203-071-056	CONDO	\$7.46	203-261-002	SFR	\$14.94	203-280-011	SFR	\$14.94
203-071-057	CONDO	\$7.46	203-261-003	SFR	\$14.94	203-280-013	SFR	\$14.94
203-071-058	CONDO	\$7.46	203-261-004	SFR	\$14.94	203-290-001	SFR	\$14.94
203-071-059	CONDO	\$7.46	203-261-005	SFR	\$14.94	203-290-002	SFR	\$14.94
203-071-060	CONDO	\$7.46	203-261-006	SFR	\$14.94	203-290-003	SFR	\$14.94
203-071-061	CONDO	\$7.46	203-261-007	SFR	\$14.94	203-290-004	SFR	\$14.94
203-071-062	CONDO	\$7.46	203-261-008	SFR	\$14.94	203-290-005	SFR	\$14.94
203-071-063	CONDO	\$7.46	203-261-009	SFR	\$14.94	203-290-006	SFR	\$14.94
203-071-064	CONDO	\$7.46	203-261-010	SFR	\$14.94	203-290-007	SFR	\$14.94
203-071-065	CONDO	\$7.46	203-261-011	SFR	\$14.94	203-290-008	SFR	\$14.94
203-071-066	CONDO	\$7.46	203-261-012	SFR	\$14.94	203-290-009	SFR	\$14.94
203-071-067	CONDO	\$7.46	203-261-013	SFR	\$14.94	203-290-010	SFR	\$14.94
203-071-068	CONDO	\$7.46	203-261-014	SFR	\$14.94	203-290-012	SFR	\$14.94
203-071-069	CONDO	\$7.46	203-261-015	SFR	\$14.94	203-290-013	SFR	\$14.94
203-071-070	CONDO	\$7.46	203-262-001	SFR	\$14.94	203-290-014	SFR	\$14.94
203-071-071	CONDO	\$7.46	203-262-002	SFR	\$14.94	203-290-016	SFR	\$14.94
203-071-072	CONDO	\$7.46	203-262-003	SFR	\$14.94	203-290-018	SFR	\$14.94
203-071-073	CONDO	\$7.46	203-262-004	SFR	\$14.94	203-290-019	SFR	\$14.94
203-071-074	CONDO	\$7.46	203-262-005	SFR	\$14.94	203-290-020	SFR	\$14.94
203-071-075	CONDO	\$7.46	203-262-006	SFR	\$14.94	203-290-021	SFR	\$14.94
203-071-076	CONDO	\$7.46	203-262-007	SFR	\$14.94	203-290-022	SFR	\$14.94
203-071-077	CONDO	\$7.46	203-271-001	SFR	\$14.94	203-290-023	SFR	\$14.94
203-071-078	CONDO	\$7.46	203-271-002	SFR	\$14.94	203-290-024	SFR	\$14.94
203-071-079	CONDO	\$7.46	203-271-003	SFR	\$14.94	203-290-025	SFR	\$14.94
203-071-080	CONDO	\$7.46	203-271-004	SFR	\$14.94	203-290-026	SFR	\$14.94
203-071-081	CONDO	\$7.46	203-271-005	SFR	\$14.94	203-290-027	SFR	\$14.94
203-071-082	CONDO	\$7.46	203-271-006	SFR	\$14.94	203-290-030	SFR	\$14.94
203-071-083	CONDO	\$7.46	203-271-007	SFR	\$14.94	203-290-031	SFR	\$14.94
203-071-084	CONDO	\$7.46	203-271-008	SFR	\$14.94	203-300-001	SFR	\$14.94
203-071-085	CONDO	\$7.46	203-271-009	SFR	\$14.94	203-300-002	SFR	\$14.94
203-251-001	SFR	\$14.94	203-271-010	SFR	\$14.94	203-300-003	SFR	\$14.94
203-251-002	SFR	\$14.94	203-271-011	SFR	\$14.94	203-300-004	SFR	\$14.94
203-251-003	SFR	\$14.94	203-271-012	SFR	\$14.94	203-300-005	SFR	\$14.94
203-251-004	SFR	\$14.94	203-271-013	SFR	\$14.94	203-300-006	SFR	\$14.94
203-251-005	SFR	\$14.94	203-271-014	SFR	\$14.94	203-300-007	SFR	\$14.94
203-251-006	SFR	\$14.94	203-271-015	SFR	\$14.94	203-300-008	SFR	\$14.94
203-251-007	SFR	\$14.94	203-271-016	SFR	\$14.94	203-300-010	SFR	\$14.94
203-251-008	SFR	\$14.94	203-272-001	SFR	\$14.94	203-300-011	SFR	\$14.94
203-251-009	SFR	\$14.94	203-272-002	SFR	\$14.94	203-300-012	SFR	\$14.94
203-251-010	SFR	\$14.94	203-272-003	SFR	\$14.94	203-300-013	SFR	\$14.94
203-251-011	SFR	\$14.94	203-272-004	SFR	\$14.94	203-300-014	SFR	\$14.94
203-252-001	SFR	\$14.94	203-273-001	SFR	\$14.94	203-300-015	SFR	\$14.94
203-252-002	SFR	\$14.94	203-273-002	SFR	\$14.94	203-300-016	SFR	\$14.94
203-252-003	SFR	\$14.94	203-280-001	SFR	\$14.94	203-300-017	SFR	\$14.94
203-253-001	SFR	\$14.94	203-280-002	SFR	\$14.94	203-300-018	SFR	\$14.94
203-254-001	SFR	\$14.94	203-280-003	SFR	\$14.94	203-300-019	SFR	\$14.94
203-254-002	SFR	\$14.94	203-280-004	SFR	\$14.94	203-311-001	SFR	\$14.94

Assessor's Parcel Number	Property Class	FY18-19 Service Charge	Assessor's Parcel Number	Property Class	FY18-19 Service Charge	Assessor's Parcel Number	Property Class	FY18-19 Service Charge
203-311-002	SFR	\$1 4.94	203-330-020	SFR	\$1 4.94	203-360-051	SFR	\$1 4.94
203-311-003	SFR	\$1 4.94	203-330-021	SFR	\$1 4.94	203-360-052	SFR	\$1 4.94
203-311-004	SFR	\$1 4.94	203-330-022	SFR	\$1 4.94	203-360-053	SFR	\$1 4.94
203-311-005	SFR	\$1 4.94	203-330-023	SFR	\$1 4.94	203-360-054	SFR	\$1 4.94
203-311-006	SFR	\$1 4.94	203-330-024	SFR	\$1 4.94	203-360-055	SFR	\$1 4.94
203-311-007	SFR	\$1 4.94	203-340-004	SFR	\$1 4.94	203-360-056	SFR	\$1 4.94
203-311-008	SFR	\$1 4.94	203-340-005	SFR	\$1 4.94	203-360-057	SFR	\$1 4.94
203-311-009	SFR	\$1 4.94	203-340-006	SFR	\$1 4.94	203-360-058	SFR	\$1 4.94
203-311-010	SFR	\$1 4.94	203-340-007	SFR	\$1 4.94	203-360-059	SFR	\$1 4.94
203-311-011	SFR	\$1 4.94	203-340-008	SFR	\$1 4.94	203-360-060	SFR	\$1 4.94
203-311-012	SFR	\$1 4.94	203-340-009	SFR	\$1 4.94	203-360-061	SFR	\$1 4.94
203-311-013	SFR	\$1 4.94	203-340-010	SFR	\$1 4.94	203-370-002	COM	\$74.70
203-311-014	SFR	\$1 4.94	203-340-011	SFR	\$1 4.94	203-370-006	COM	\$74.70
203-312-001	SFR	\$1 4.94	203-340-012	SFR	\$1 4.94	203-371-001	COM	\$74.70
203-312-002	SFR	\$1 4.94	203-340-013	SFR	\$1 4.94	203-381-001	SFR	\$1 4.94
203-312-003	SFR	\$1 4.94	203-340-015	SFR	\$1 4.94	203-381-002	SFR	\$1 4.94
203-312-004	SFR	\$1 4.94	203-340-016	SFR	\$1 4.94	203-381-003	SFR	\$1 4.94
203-312-008	SFR	\$1 4.94	203-350-001	SFR	\$1 4.94	203-381-004	SFR	\$1 4.94
203-312-010	SFR	\$1 4.94	203-350-002	SFR	\$1 4.94	203-381-005	SFR	\$1 4.94
203-320-001	SFR	\$1 4.94	203-350-003	SFR	\$1 4.94	203-381-006	SFR	\$1 4.94
203-320-002	SFR	\$1 4.94	203-350-004	SFR	\$1 4.94	203-381-007	SFR	\$1 4.94
203-320-003	SFR	\$1 4.94	203-350-005	SFR	\$1 4.94	203-381-008	SFR	\$1 4.94
203-320-004	SFR	\$1 4.94	203-350-006	SFR	\$1 4.94	203-381-011	SFR	\$1 4.94
203-320-005	SFR	\$1 4.94	203-350-009	SFR	\$1 4.94	203-381-012	SFR	\$1 4.94
203-320-006	SFR	\$1 4.94	203-350-010	SFR	\$1 4.94	203-381-013	SFR	\$1 4.94
203-320-007	SFR	\$1 4.94	203-350-011	SFR	\$1 4.94	203-381-014	SFR	\$1 4.94
203-320-008	SFR	\$1 4.94	203-350-012	SFR	\$1 4.94	203-381-016	SFR	\$1 4.94
203-320-009	SFR	\$1 4.94	203-350-013	SFR	\$1 4.94	203-382-001	SFR	\$1 4.94
203-320-010	SFR	\$1 4.94	203-350-014	SFR	\$1 4.94	203-382-002	SFR	\$1 4.94
203-320-011	SFR	\$1 4.94	203-350-015	SFR	\$1 4.94	203-382-003	SFR	\$1 4.94
203-320-012	SFR	\$1 4.94	203-350-016	SFR	\$1 4.94	203-382-004	SFR	\$1 4.94
203-320-013	SFR	\$1 4.94	203-350-017	SFR	\$1 4.94	203-382-005	SFR	\$1 4.94
203-320-014	SFR	\$1 4.94	203-350-019	SFR	\$1 4.94	203-382-007	SFR	\$1 4.94
203-330-001	SFR	\$1 4.94	203-360-029	SFR	\$1 4.94	203-382-008	SFR	\$1 4.94
203-330-002	SFR	\$1 4.94	203-360-032	SFR	\$1 4.94	203-382-009	SFR	\$1 4.94
203-330-003	SFR	\$1 4.94	203-360-033	SFR	\$1 4.94	203-382-010	SFR	\$1 4.94
203-330-004	SFR	\$1 4.94	203-360-034	SFR	\$1 4.94	203-382-011	SFR	\$1 4.94
203-330-005	SFR	\$1 4.94	203-360-035	SFR	\$1 4.94	203-382-012	SFR	\$1 4.94
203-330-006	SFR	\$1 4.94	203-360-036	SFR	\$1 4.94	203-382-013	SFR	\$1 4.94
203-330-007	SFR	\$1 4.94	203-360-037	SFR	\$1 4.94	203-382-014	SFR	\$1 4.94
203-330-008	SFR	\$1 4.94	203-360-038	SFR	\$1 4.94	203-382-015	SFR	\$1 4.94
203-330-009	SFR	\$1 4.94	203-360-039	SFR	\$1 4.94	203-391-001	SFR	\$1 4.94
203-330-010	SFR	\$1 4.94	203-360-041	SFR	\$1 4.94	203-391-002	SFR	\$1 4.94
203-330-011	SFR	\$1 4.94	203-360-042	SFR	\$1 4.94	203-391-003	SFR	\$1 4.94
203-330-012	SFR	\$1 4.94	203-360-043	SFR	\$1 4.94	203-391-004	SFR	\$1 4.94
203-330-013	SFR	\$1 4.94	203-360-044	SFR	\$1 4.94	203-391-005	SFR	\$1 4.94
203-330-014	SFR	\$1 4.94	203-360-045	SFR	\$1 4.94	203-391-006	SFR	\$1 4.94
203-330-015	SFR	\$1 4.94	203-360-046	SFR	\$1 4.94	203-391-007	SFR	\$1 4.94
203-330-016	SFR	\$1 4.94	203-360-047	SFR	\$1 4.94	203-391-008	SFR	\$1 4.94
203-330-017	SFR	\$1 4.94	203-360-048	SFR	\$1 4.94	203-391-009	SFR	\$1 4.94
203-330-018	SFR	\$1 4.94	203-360-049	SFR	\$1 4.94	203-391-010	SFR	\$1 4.94
203-330-019	SFR	\$1 4.94	203-360-050	SFR	\$1 4.94	203-391-011	SFR	\$1 4.94

Assessor's Parcel Number	Property Class	FY18-19 Service Charge	Assessor's Parcel Number	Property Class	FY18-19 Service Charge	Assessor's Parcel Number	Property Class	FY18-19 Service Charge
203-392-001	SFR	\$1 4.94	203-422-009	SFR	\$1 4.94	203-443-024	SFR	\$1 4.94
203-392-002	SFR	\$1 4.94	203-422-016	SFR	\$1 4.94	203-443-025	SFR	\$1 4.94
203-392-003	SFR	\$1 4.94	203-422-017	SFR	\$1 4.94	203-443-032	SFR	\$1 4.94
203-392-004	SFR	\$1 4.94	203-422-019	SFR	\$1 4.94	203-443-033	SFR	\$1 4.94
203-392-005	SFR	\$1 4.94	203-422-023	SFR	\$1 4.94	203-443-035	SFR	\$1 4.94
203-392-008	SFR	\$1 4.94	203-422-025	SFR	\$1 4.94	203-443-036	SFR	\$1 4.94
203-392-009	SFR	\$1 4.94	203-422-027	SFR	\$1 4.94	203-450-005	SFR	\$1 4.94
203-392-010	SFR	\$1 4.94	203-422-028	SFR	\$1 4.94	203-460-009	COM	\$74.70
203-393-003	SFR	\$1 4.94	203-422-029	SFR	\$1 4.94	203-471-001	SFR	\$1 4.94
203-393-004	SFR	\$1 4.94	203-422-031	SFR	\$1 4.94	203-471-002	SFR	\$1 4.94
203-393-005	SFR	\$1 4.94	203-422-033	SFR	\$1 4.94	203-471-003	SFR	\$1 4.94
203-401-001	SFR	\$1 4.94	203-422-035	SFR	\$1 4.94	203-471-004	SFR	\$1 4.94
203-401-002	SFR	\$1 4.94	203-422-037	SFR	\$1 4.94	203-471-005	SFR	\$1 4.94
203-401-003	SFR	\$1 4.94	203-431-001	SFR	\$1 4.94	203-471-006	SFR	\$1 4.94
203-401-004	SFR	\$1 4.94	203-431-002	SFR	\$1 4.94	203-471-007	SFR	\$1 4.94
203-401-005	SFR	\$1 4.94	203-431-003	SFR	\$1 4.94	203-471-008	SFR	\$1 4.94
203-401-006	SFR	\$1 4.94	203-431-004	SFR	\$1 4.94	203-471-009	SFR	\$1 4.94
203-401-007	SFR	\$1 4.94	203-431-005	SFR	\$1 4.94	203-471-010	SFR	\$1 4.94
203-401-008	SFR	\$1 4.94	203-431-006	SFR	\$1 4.94	203-472-002	COM	\$74.70
203-401-009	SFR	\$1 4.94	203-432-001	SFR	\$1 4.94	203-472-003	SFR	\$1 4.94
203-401-010	SFR	\$1 4.94	203-432-002	SFR	\$1 4.94	203-472-004	SFR	\$1 4.94
203-401-011	SFR	\$1 4.94	203-432-003	SFR	\$1 4.94	203-472-005	SFR	\$1 4.94
203-401-012	SFR	\$1 4.94	203-432-005	SFR	\$1 4.94	203-472-006	SFR	\$1 4.94
203-401-013	SFR	\$1 4.94	203-432-006	SFR	\$1 4.94	203-472-007	SFR	\$1 4.94
203-401-014	SFR	\$1 4.94	203-432-007	SFR	\$1 4.94	203-472-008	SFR	\$1 4.94
203-401-015	SFR	\$1 4.94	203-432-008	SFR	\$1 4.94	203-472-009	SFR	\$1 4.94
203-401-016	SFR	\$1 4.94	203-432-009	SFR	\$1 4.94	203-472-010	SFR	\$1 4.94
203-401-017	SFR	\$1 4.94	203-432-010	SFR	\$1 4.94	203-472-011	SFR	\$1 4.94
203-402-001	SFR	\$1 4.94	203-432-011	SFR	\$1 4.94	203-472-012	SFR	\$1 4.94
203-402-002	SFR	\$1 4.94	203-432-012	SFR	\$1 4.94	203-472-013	SFR	\$1 4.94
203-402-003	SFR	\$1 4.94	203-432-013	SFR	\$1 4.94	203-472-014	SFR	\$1 4.94
203-402-004	SFR	\$1 4.94	203-432-014	SFR	\$1 4.94	203-472-015	SFR	\$1 4.94
203-402-005	SFR	\$1 4.94	203-432-015	SFR	\$1 4.94	203-472-016	SFR	\$1 4.94
203-402-006	SFR	\$1 4.94	203-432-016	SFR	\$1 4.94	203-472-017	SFR	\$1 4.94
203-402-007	SFR	\$1 4.94	203-432-017	SFR	\$1 4.94	203-472-018	SFR	\$1 4.94
203-410-018	SFR	\$1 4.94	203-432-018	SFR	\$1 4.94	203-472-019	SFR	\$1 4.94
203-410-019	VSFR	\$7.46	203-441-001	SFR	\$1 4.94	203-472-021	SFR	\$1 4.94
203-410-020	VSFR	\$7.46	203-441-003	SFR	\$1 4.94	203-472-022	SFR	\$1 4.94
203-410-021	SFR	\$1 4.94	203-441-005	SFR	\$1 4.94	203-472-023	SFR	\$1 4.94
203-410-022	SFR	\$1 4.94	203-442-001	SFR	\$1 4.94	203-472-024	SFR	\$1 4.94
203-421-001	SFR	\$1 4.94	203-443-001	SFR	\$1 4.94	203-472-025	SFR	\$1 4.94
203-421-002	SFR	\$1 4.94	203-443-007	SFR	\$1 4.94	203-472-026	SFR	\$1 4.94
203-421-003	SFR	\$1 4.94	203-443-008	SFR	\$1 4.94	203-472-027	SFR	\$1 4.94
203-421-004	SFR	\$1 4.94	203-443-009	SFR	\$1 4.94	203-472-028	SFR	\$1 4.94
203-421-005	SFR	\$1 4.94	203-443-015	SFR	\$1 4.94	203-472-029	SFR	\$1 4.94
203-422-001	SFR	\$1 4.94	203-443-017	SFR	\$1 4.94	203-472-030	SFR	\$1 4.94
203-422-002	SFR	\$1 4.94	203-443-018	SFR	\$1 4.94	203-472-031	SFR	\$1 4.94
203-422-003	SFR	\$1 4.94	203-443-019	SFR	\$1 4.94	203-472-032	SFR	\$1 4.94
203-422-004	SFR	\$1 4.94	203-443-020	SFR	\$1 4.94	203-472-033	SFR	\$1 4.94
203-422-005	SFR	\$1 4.94	203-443-021	SFR	\$1 4.94	203-472-034	SFR	\$1 4.94
203-422-007	SFR	\$1 4.94	203-443-022	SFR	\$1 4.94	203-472-035	SFR	\$1 4.94
203-422-008	SFR	\$1 4.94	203-443-023	SFR	\$1 4.94	203-472-036	SFR	\$1 4.94

Assessor's Parcel Number	Property Class	FY18-19 Service Charge	Assessor's Parcel Number	Property Class	FY18-19 Service Charge	Assessor's Parcel Number	Property Class	FY18-19 Service Charge
203-472-037	SFR	\$1 4.94	203-493-010	SFR	\$1 4.94	203-502-060	SFR	\$1 4.94
203-472-038	SFR	\$1 4.94	203-501-019	SFR	\$1 4.94	203-502-061	SFR	\$1 4.94
203-472-039	SFR	\$1 4.94	203-501-020	SFR	\$1 4.94	203-502-062	SFR	\$1 4.94
203-472-040	SFR	\$1 4.94	203-501-023	SFR	\$1 4.94	203-502-063	SFR	\$1 4.94
203-472-041	SFR	\$1 4.94	203-501-024	SFR	\$1 4.94	203-502-064	SFR	\$1 4.94
203-472-042	SFR	\$1 4.94	203-501-025	SFR	\$1 4.94	203-502-065	SFR	\$1 4.94
203-481-001	SFR	\$1 4.94	203-501-026	SFR	\$1 4.94	203-502-066	SFR	\$1 4.94
203-481-002	SFR	\$1 4.94	203-501-027	SFR	\$1 4.94	203-502-068	SFR	\$1 4.94
203-481-003	SFR	\$1 4.94	203-501-028	SFR	\$1 4.94	203-502-070	COM	\$74.70
203-481-004	SFR	\$1 4.94	203-501-032	SFR	\$1 4.94	203-502-071	SFR	\$1 4.94
203-481-005	SFR	\$1 4.94	203-501-033	SFR	\$1 4.94	203-510-003	SFR	\$1 4.94
203-481-006	SFR	\$1 4.94	203-501-035	COM	\$74.70	203-510-004	SFR	\$1 4.94
203-481-007	SFR	\$1 4.94	203-501-038	SFR	\$1 4.94	203-510-012	SFR	\$1 4.94
203-481-008	SFR	\$1 4.94	203-501-041	SFR	\$1 4.94	203-510-028	SFR	\$1 4.94
203-481-009	SFR	\$1 4.94	203-502-002	SFR	\$1 4.94	203-510-029	SFR	\$1 4.94
203-481-010	SFR	\$1 4.94	203-502-003	SFR	\$1 4.94	203-510-030	SFR	\$1 4.94
203-482-002	SFR	\$1 4.94	203-502-004	SFR	\$1 4.94	203-510-031	SFR	\$1 4.94
203-482-003	SFR	\$1 4.94	203-502-005	SFR	\$1 4.94	203-510-032	SFR	\$1 4.94
203-482-004	SFR	\$1 4.94	203-502-006	SFR	\$1 4.94	203-510-033	SFR	\$1 4.94
203-482-005	SFR	\$1 4.94	203-502-009	SFR	\$1 4.94	203-510-034	SFR	\$1 4.94
203-482-006	SFR	\$1 4.94	203-502-010	SFR	\$1 4.94	203-510-035	SFR	\$1 4.94
203-482-007	SFR	\$1 4.94	203-502-011	SFR	\$1 4.94	203-510-036	SFR	\$1 4.94
203-482-008	SFR	\$1 4.94	203-502-012	SFR	\$1 4.94	203-510-037	SFR	\$1 4.94
203-482-009	SFR	\$1 4.94	203-502-013	SFR	\$1 4.94	203-510-040	SFR	\$1 4.94
203-482-010	SFR	\$1 4.94	203-502-014	SFR	\$1 4.94	203-510-041	SFR	\$1 4.94
203-482-011	SFR	\$1 4.94	203-502-016	SFR	\$1 4.94	203-510-042	SFR	\$1 4.94
203-482-012	SFR	\$1 4.94	203-502-017	SFR	\$1 4.94	203-510-043	SFR	\$1 4.94
203-482-013	SFR	\$1 4.94	203-502-018	SFR	\$1 4.94	203-510-044	SFR	\$1 4.94
203-482-014	SFR	\$1 4.94	203-502-019	SFR	\$1 4.94	203-510-045	SFR	\$1 4.94
203-482-015	SFR	\$1 4.94	203-502-020	SFR	\$1 4.94	203-510-046	SFR	\$1 4.94
203-482-016	SFR	\$1 4.94	203-502-021	SFR	\$1 4.94	203-510-047	SFR	\$1 4.94
203-482-017	SFR	\$1 4.94	203-502-022	SFR	\$1 4.94	203-510-048	SFR	\$1 4.94
203-482-018	SFR	\$1 4.94	203-502-023	SFR	\$1 4.94	203-510-049	SFR	\$1 4.94
203-482-019	SFR	\$1 4.94	203-502-024	SFR	\$1 4.94	203-520-002	COM	\$74.70
203-482-020	SFR	\$1 4.94	203-502-025	SFR	\$1 4.94	203-520-004	COM	\$74.70
203-482-021	SFR	\$1 4.94	203-502-026	SFR	\$1 4.94	203-530-001	SFR	\$1 4.94
203-482-022	SFR	\$1 4.94	203-502-027	SFR	\$1 4.94	203-530-002	SFR	\$1 4.94
203-491-001	SFR	\$1 4.94	203-502-028	SFR	\$1 4.94	203-530-003	SFR	\$1 4.94
203-491-002	SFR	\$1 4.94	203-502-030	SFR	\$1 4.94	203-530-004	SFR	\$1 4.94
203-491-003	SFR	\$1 4.94	203-502-031	SFR	\$1 4.94	203-530-005	SFR	\$1 4.94
203-491-004	SFR	\$1 4.94	203-502-032	SFR	\$1 4.94	203-530-006	SFR	\$1 4.94
203-491-005	SFR	\$1 4.94	203-502-033	SFR	\$1 4.94	203-530-007	SFR	\$1 4.94
203-492-001	SFR	\$1 4.94	203-502-034	SFR	\$1 4.94	203-530-008	SFR	\$1 4.94
203-493-001	SFR	\$1 4.94	203-502-051	SFR	\$1 4.94	203-530-009	SFR	\$1 4.94
203-493-002	SFR	\$1 4.94	203-502-052	SFR	\$1 4.94	203-530-010	SFR	\$1 4.94
203-493-003	SFR	\$1 4.94	203-502-053	SFR	\$1 4.94	203-530-011	SFR	\$1 4.94
203-493-004	SFR	\$1 4.94	203-502-054	SFR	\$1 4.94	203-530-012	SFR	\$1 4.94
203-493-005	SFR	\$1 4.94	203-502-055	SFR	\$1 4.94	203-530-013	SFR	\$1 4.94
203-493-006	SFR	\$1 4.94	203-502-056	SFR	\$1 4.94	203-530-014	SFR	\$1 4.94
203-493-007	SFR	\$1 4.94	203-502-057	SFR	\$1 4.94	203-530-015	SFR	\$1 4.94
203-493-008	SFR	\$1 4.94	203-502-058	SFR	\$1 4.94	203-530-016	SFR	\$1 4.94
203-493-009	SFR	\$1 4.94	203-502-059	SFR	\$1 4.94	203-530-017	SFR	\$1 4.94

Assessor's Parcel Number	Property Class	FY18-19 Service Charge	Assessor's Parcel Number	Property Class	FY18-19 Service Charge	Assessor's Parcel Number	Property Class	FY18-19 Service Charge
203-530-018	SFR	\$1 4.94	203-530-074	SFR	\$1 4.94	203-540-019	SFR	\$1 4.94
203-530-019	SFR	\$1 4.94	203-530-075	SFR	\$1 4.94	203-540-020	SFR	\$1 4.94
203-530-020	SFR	\$1 4.94	203-530-076	SFR	\$1 4.94	203-540-021	SFR	\$1 4.94
203-530-021	SFR	\$1 4.94	203-530-078	SFR	\$1 4.94	203-540-022	SFR	\$1 4.94
203-530-022	SFR	\$1 4.94	203-530-079	SFR	\$1 4.94	203-540-023	SFR	\$1 4.94
203-530-023	SFR	\$1 4.94	203-530-080	SFR	\$1 4.94	203-540-024	SFR	\$1 4.94
203-530-024	SFR	\$1 4.94	203-530-081	VSFR	\$7.46	203-540-025	SFR	\$1 4.94
203-530-025	SFR	\$1 4.94	203-530-082	SFR	\$1 4.94	203-540-026	SFR	\$1 4.94
203-530-026	VSFR	\$7.46	203-530-083	SFR	\$1 4.94	203-540-027	SFR	\$1 4.94
203-530-029	SFR	\$1 4.94	203-530-084	SFR	\$1 4.94	203-540-028	SFR	\$1 4.94
203-530-030	SFR	\$1 4.94	203-530-085	SFR	\$1 4.94	203-540-029	SFR	\$1 4.94
203-530-031	SFR	\$1 4.94	203-530-086	SFR	\$1 4.94	203-540-030	SFR	\$1 4.94
203-530-032	SFR	\$1 4.94	203-530-087	SFR	\$1 4.94	203-540-031	SFR	\$1 4.94
203-530-033	SFR	\$1 4.94	203-530-088	SFR	\$1 4.94	203-540-032	SFR	\$1 4.94
203-530-034	SFR	\$1 4.94	203-530-089	SFR	\$1 4.94	203-540-033	SFR	\$1 4.94
203-530-035	SFR	\$1 4.94	203-530-090	SFR	\$1 4.94	203-540-034	SFR	\$1 4.94
203-530-036	SFR	\$1 4.94	203-530-091	SFR	\$1 4.94	203-540-035	SFR	\$1 4.94
203-530-037	SFR	\$1 4.94	203-530-092	SFR	\$1 4.94	203-540-040	SFR	\$1 4.94
203-530-038	SFR	\$1 4.94	203-530-093	SFR	\$1 4.94	203-551-001	SFR	\$1 4.94
203-530-039	SFR	\$1 4.94	203-530-094	SFR	\$1 4.94	203-551-002	SFR	\$1 4.94
203-530-040	SFR	\$1 4.94	203-530-095	SFR	\$1 4.94	203-551-003	SFR	\$1 4.94
203-530-041	SFR	\$1 4.94	203-530-096	SFR	\$1 4.94	203-551-004	SFR	\$1 4.94
203-530-042	SFR	\$1 4.94	203-530-097	SFR	\$1 4.94	203-551-005	SFR	\$1 4.94
203-530-043	SFR	\$1 4.94	203-530-098	SFR	\$1 4.94	203-551-006	SFR	\$1 4.94
203-530-044	SFR	\$1 4.94	203-530-099	VSFR	\$7.46	203-551-009	SFR	\$1 4.94
203-530-045	SFR	\$1 4.94	203-530-100	SFR	\$1 4.94	203-551-010	SFR	\$1 4.94
203-530-046	SFR	\$1 4.94	203-530-101	SFR	\$1 4.94	203-551-019	SFR	\$1 4.94
203-530-047	SFR	\$1 4.94	203-530-102	SFR	\$1 4.94	203-551-021	SFR	\$1 4.94
203-530-048	SFR	\$1 4.94	203-530-105	SFR	\$1 4.94	203-551-022	SFR	\$1 4.94
203-530-049	SFR	\$1 4.94	203-530-106	COM	\$74.70	203-551-023	SFR	\$1 4.94
203-530-050	SFR	\$1 4.94	203-530-107	SFR	\$1 4.94	203-551-024	SFR	\$1 4.94
203-530-051	SFR	\$1 4.94	203-530-108	SFR	\$1 4.94	203-551-025	SFR	\$1 4.94
203-530-052	SFR	\$1 4.94	203-530-109	SFR	\$1 4.94	203-551-026	SFR	\$1 4.94
203-530-055	SFR	\$1 4.94	203-530-110	SFR	\$1 4.94	203-551-028	SFR	\$1 4.94
203-530-056	SFR	\$1 4.94	203-540-001	SFR	\$1 4.94	203-551-033	SFR	\$1 4.94
203-530-057	SFR	\$1 4.94	203-540-002	SFR	\$1 4.94	203-551-034	SFR	\$1 4.94
203-530-058	SFR	\$1 4.94	203-540-003	SFR	\$1 4.94	203-551-035	SFR	\$1 4.94
203-530-059	SFR	\$1 4.94	203-540-004	SFR	\$1 4.94	203-552-001	SFR	\$1 4.94
203-530-060	SFR	\$1 4.94	203-540-005	SFR	\$1 4.94	203-552-002	SFR	\$1 4.94
203-530-061	SFR	\$1 4.94	203-540-006	SFR	\$1 4.94	203-552-003	SFR	\$1 4.94
203-530-062	SFR	\$1 4.94	203-540-007	SFR	\$1 4.94	203-552-004	SFR	\$1 4.94
203-530-063	SFR	\$1 4.94	203-540-008	SFR	\$1 4.94	203-552-005	SFR	\$1 4.94
203-530-064	SFR	\$1 4.94	203-540-009	SFR	\$1 4.94	203-552-006	SFR	\$1 4.94
203-530-065	SFR	\$1 4.94	203-540-010	SFR	\$1 4.94	203-552-011	SFR	\$1 4.94
203-530-066	SFR	\$1 4.94	203-540-011	SFR	\$1 4.94	203-552-012	SFR	\$1 4.94
203-530-067	SFR	\$1 4.94	203-540-012	SFR	\$1 4.94	203-552-014	SFR	\$1 4.94
203-530-068	SFR	\$1 4.94	203-540-013	SFR	\$1 4.94	203-552-015	SFR	\$1 4.94
203-530-069	SFR	\$1 4.94	203-540-014	SFR	\$1 4.94	203-553-001	SFR	\$1 4.94
203-530-070	SFR	\$1 4.94	203-540-015	SFR	\$1 4.94	203-553-002	SFR	\$1 4.94
203-530-071	SFR	\$1 4.94	203-540-016	SFR	\$1 4.94	203-553-003	SFR	\$1 4.94
203-530-072	SFR	\$1 4.94	203-540-017	SFR	\$1 4.94	203-553-004	SFR	\$1 4.94
203-530-073	SFR	\$1 4.94	203-540-018	SFR	\$1 4.94	203-560-011	SFR	\$1 4.94



Assessor's Parcel Number	Property Class	FY18-19 Service Charge	Assessor's Parcel Number	Property Class	FY18-19 Service Charge	Assessor's Parcel Number	Property Class	FY18-19 Service Charge
203-560-019	SFR	\$1 4.94	203-580-003	SFR	\$1 4.94	203-602-003	SFR	\$1 4.94
203-560-020	SFR	\$1 4.94	203-580-006	SFR	\$1 4.94	203-602-004	SFR	\$1 4.94
203-560-022	SFR	\$1 4.94	203-580-009	SFR	\$1 4.94	203-602-005	SFR	\$1 4.94
203-560-024	SFR	\$1 4.94	203-580-010	SFR	\$1 4.94	203-602-006	SFR	\$1 4.94
203-560-025	SFR	\$1 4.94	203-580-013	SFR	\$1 4.94	203-602-007	SFR	\$1 4.94
203-560-027	SFR	\$1 4.94	203-580-014	SFR	\$1 4.94	203-602-008	SFR	\$1 4.94
203-560-030	SFR	\$1 4.94	203-580-015	SFR	\$1 4.94	203-602-009	SFR	\$1 4.94
203-560-031	SFR	\$1 4.94	203-580-016	SFR	\$1 4.94	203-602-010	SFR	\$1 4.94
203-560-032	SFR	\$1 4.94	203-580-017	SFR	\$1 4.94	203-602-011	SFR	\$1 4.94
203-560-033	SFR	\$1 4.94	203-580-018	SFR	\$1 4.94	203-602-012	SFR	\$1 4.94
203-560-035	SFR	\$1 4.94	203-580-020	SFR	\$1 4.94	203-602-013	SFR	\$1 4.94
203-560-036	SFR	\$1 4.94	203-580-021	SFR	\$1 4.94	203-602-014	SFR	\$1 4.94
203-571-002	SFR	\$1 4.94	203-580-022	SFR	\$1 4.94	203-603-001	SFR	\$1 4.94
203-571-003	SFR	\$1 4.94	203-580-023	SFR	\$1 4.94	203-603-002	SFR	\$1 4.94
203-571-004	SFR	\$1 4.94	203-580-024	SFR	\$1 4.94	203-603-003	SFR	\$1 4.94
203-571-005	SFR	\$1 4.94	203-580-035	SFR	\$1 4.94	203-603-004	SFR	\$1 4.94
203-571-006	SFR	\$1 4.94	203-580-036	SFR	\$1 4.94	203-603-005	SFR	\$1 4.94
203-571-007	SFR	\$1 4.94	203-580-037	SFR	\$1 4.94	203-603-006	SFR	\$1 4.94
203-571-008	SFR	\$1 4.94	203-580-038	SFR	\$1 4.94	203-610-002	SFR	\$1 4.94
203-571-009	SFR	\$1 4.94	203-580-039	SFR	\$1 4.94	203-610-003	SFR	\$1 4.94
203-571-010	SFR	\$1 4.94	203-580-040	COM	\$74.70	203-610-004	SFR	\$1 4.94
203-571-011	SFR	\$1 4.94	203-580-042	SFR	\$1 4.94	203-610-005	SFR	\$1 4.94
203-571-012	SFR	\$1 4.94	203-580-044	SFR	\$1 4.94	203-610-007	SFR	\$1 4.94
203-571-013	SFR	\$1 4.94	203-580-046	SFR	\$1 4.94	203-610-008	SFR	\$1 4.94
203-571-014	SFR	\$1 4.94	203-580-047	SFR	\$1 4.94	203-610-009	SFR	\$1 4.94
203-571-015	SFR	\$1 4.94	203-580-049	SFR	\$1 4.94	203-610-010	SFR	\$1 4.94
203-571-016	SFR	\$1 4.94	203-580-050	SFR	\$1 4.94	203-610-011	SFR	\$1 4.94
203-571-017	SFR	\$1 4.94	203-580-053	SFR	\$1 4.94	203-610-012	SFR	\$1 4.94
203-571-021	SFR	\$1 4.94	203-580-054	SFR	\$1 4.94	203-610-013	SFR	\$1 4.94
203-571-022	SFR	\$1 4.94	203-580-055	SFR	\$1 4.94	203-610-014	SFR	\$1 4.94
203-571-023	SFR	\$1 4.94	203-580-056	SFR	\$1 4.94	203-610-015	SFR	\$1 4.94
203-572-001	SFR	\$1 4.94	203-580-057	SFR	\$1 4.94	203-610-016	SFR	\$1 4.94
203-572-002	SFR	\$1 4.94	203-580-060	SFR	\$1 4.94	203-610-017	SFR	\$1 4.94
203-572-003	SFR	\$1 4.94	203-580-061	SFR	\$1 4.94	203-610-018	SFR	\$1 4.94
203-572-004	SFR	\$1 4.94	203-580-062	SFR	\$1 4.94	203-610-019	SFR	\$1 4.94
203-572-005	SFR	\$1 4.94	203-580-063	SFR	\$1 4.94	203-610-021	SFR	\$1 4.94
203-572-006	SFR	\$1 4.94	203-580-064	SFR	\$1 4.94	203-610-022	SFR	\$1 4.94
203-572-007	SFR	\$1 4.94	203-580-065	SFR	\$1 4.94	203-610-023	SFR	\$1 4.94
203-572-008	SFR	\$1 4.94	203-580-066	SFR	\$1 4.94	203-610-024	SFR	\$1 4.94
203-572-009	SFR	\$1 4.94	203-580-067	SFR	\$1 4.94	203-610-025	SFR	\$1 4.94
203-572-010	SFR	\$1 4.94	203-601-001	SFR	\$1 4.94	203-610-026	SFR	\$1 4.94
203-572-011	SFR	\$1 4.94	203-601-002	SFR	\$1 4.94	203-610-027	SFR	\$1 4.94
203-572-012	SFR	\$1 4.94	203-601-003	SFR	\$1 4.94	203-610-028	SFR	\$1 4.94
203-572-013	SFR	\$1 4.94	203-601-004	SFR	\$1 4.94	203-610-029	SFR	\$1 4.94
203-572-014	SFR	\$1 4.94	203-601-005	SFR	\$1 4.94	203-610-030	SFR	\$1 4.94
203-572-015	SFR	\$1 4.94	203-601-006	SFR	\$1 4.94	203-610-031	SFR	\$1 4.94
203-572-016	SFR	\$1 4.94	203-601-007	SFR	\$1 4.94	203-610-033	SFR	\$1 4.94
203-572-017	SFR	\$1 4.94	203-601-008	SFR	\$1 4.94	203-610-034	SFR	\$1 4.94
203-572-018	SFR	\$1 4.94	203-601-009	SFR	\$1 4.94	203-610-035	SFR	\$1 4.94
203-572-019	SFR	\$1 4.94	203-601-010	SFR	\$1 4.94	203-610-036	SFR	\$1 4.94
203-572-020	SFR	\$1 4.94	203-602-001	SFR	\$1 4.94	203-610-037	SFR	\$1 4.94
203-572-023	SFR	\$1 4.94	203-602-002	SFR	\$1 4.94	203-610-038	SFR	\$1 4.94

Assessor's Parcel Number	Property Class	FY18-19 Service Charge	Assessor's Parcel Number	Property Class	FY18-19 Service Charge	Assessor's Parcel Number	Property Class	FY18-19 Service Charge
203-610-039	SFR	\$1 4.94	203-632-009	SFR	\$1 4.94	203-672-013	SFR	\$1 4.94
203-610-040	SFR	\$1 4.94	203-632-011	SFR	\$1 4.94	203-672-014	SFR	\$1 4.94
203-610-041	SFR	\$1 4.94	203-632-012	SFR	\$1 4.94	203-672-015	SFR	\$1 4.94
203-610-042	SFR	\$1 4.94	203-632-017	SFR	\$1 4.94	203-672-016	SFR	\$1 4.94
203-610-043	SFR	\$1 4.94	203-632-019	SFR	\$1 4.94	203-672-017	SFR	\$1 4.94
203-610-044	SFR	\$1 4.94	203-632-020	SFR	\$1 4.94	203-672-018	SFR	\$1 4.94
203-610-046	SFR	\$1 4.94	203-640-001	SFR	\$1 4.94	203-672-019	SFR	\$1 4.94
203-610-047	SFR	\$1 4.94	203-640-002	SFR	\$1 4.94	203-672-020	SFR	\$1 4.94
203-621-001	SFR	\$1 4.94	203-660-004	SFR	\$1 4.94	203-672-021	SFR	\$1 4.94
203-621-002	SFR	\$1 4.94	203-660-005	SFR	\$1 4.94	203-672-022	SFR	\$1 4.94
203-621-003	SFR	\$1 4.94	203-660-006	SFR	\$1 4.94	203-672-023	SFR	\$1 4.94
203-621-004	SFR	\$1 4.94	203-660-007	SFR	\$1 4.94	203-672-024	SFR	\$1 4.94
203-621-010	VSFR	\$7.46	203-660-008	SFR	\$1 4.94	203-672-025	SFR	\$1 4.94
203-621-011	SFR	\$1 4.94	203-660-009	SFR	\$1 4.94	203-672-026	SFR	\$1 4.94
203-621-012	SFR	\$1 4.94	203-660-011	SFR	\$1 4.94	203-672-027	SFR	\$1 4.94
203-621-013	SFR	\$1 4.94	203-660-012	SFR	\$1 4.94	203-672-028	SFR	\$1 4.94
203-621-016	SFR	\$1 4.94	203-660-013	SFR	\$1 4.94	203-672-029	SFR	\$1 4.94
203-621-017	SFR	\$1 4.94	203-660-016	SFR	\$1 4.94	203-672-030	SFR	\$1 4.94
203-621-018	SFR	\$1 4.94	203-660-017	SFR	\$1 4.94	203-672-032	SFR	\$1 4.94
203-621-019	SFR	\$1 4.94	203-660-018	SFR	\$1 4.94	203-672-035	SFR	\$1 4.94
203-621-026	SFR	\$1 4.94	203-660-023	SFR	\$1 4.94	203-672-037	SFR	\$1 4.94
203-621-028	SFR	\$1 4.94	203-671-001	SFR	\$1 4.94	203-672-038	SFR	\$1 4.94
203-621-029	SFR	\$1 4.94	203-671-002	SFR	\$1 4.94	203-672-040	SFR	\$1 4.94
203-621-030	SFR	\$1 4.94	203-671-003	SFR	\$1 4.94	203-672-041	SFR	\$1 4.94
203-621-031	SFR	\$1 4.94	203-671-004	SFR	\$1 4.94	203-672-042	SFR	\$1 4.94
203-621-032	SFR	\$1 4.94	203-671-033	SFR	\$1 4.94	203-672-043	SFR	\$1 4.94
203-622-001	SFR	\$1 4.94	203-671-034	SFR	\$1 4.94	203-672-047	SFR	\$1 4.94
203-622-002	SFR	\$1 4.94	203-671-035	SFR	\$1 4.94	203-672-048	SFR	\$1 4.94
203-622-003	SFR	\$1 4.94	203-671-036	SFR	\$1 4.94	203-672-049	SFR	\$1 4.94
203-622-006	SFR	\$1 4.94	203-671-037	SFR	\$1 4.94	203-672-050	SFR	\$1 4.94
203-622-007	SFR	\$1 4.94	203-671-038	SFR	\$1 4.94	203-672-053	SFR	\$1 4.94
203-622-010	SFR	\$1 4.94	203-671-039	SFR	\$1 4.94	203-672-054	SFR	\$1 4.94
203-631-002	SFR	\$1 4.94	203-671-040	SFR	\$1 4.94	203-672-056	SFR	\$1 4.94
203-631-003	SFR	\$1 4.94	203-671-041	SFR	\$1 4.94	203-672-059	SFR	\$1 4.94
203-631-004	SFR	\$1 4.94	203-671-042	SFR	\$1 4.94	203-680-001	SFR	\$1 4.94
203-631-005	SFR	\$1 4.94	203-671-043	SFR	\$1 4.94	203-680-002	SFR	\$1 4.94
203-631-006	SFR	\$1 4.94	203-671-044	SFR	\$1 4.94	203-680-003	SFR	\$1 4.94
203-631-007	SFR	\$1 4.94	203-671-045	SFR	\$1 4.94	203-680-004	SFR	\$1 4.94
203-631-008	SFR	\$1 4.94	203-671-046	SFR	\$1 4.94	203-680-005	SFR	\$1 4.94
203-631-011	SFR	\$1 4.94	203-671-047	SFR	\$1 4.94	203-680-006	SFR	\$1 4.94
203-631-012	SFR	\$1 4.94	203-671-048	SFR	\$1 4.94	203-680-007	SFR	\$1 4.94
203-631-014	SFR	\$1 4.94	203-671-049	SFR	\$1 4.94	203-680-008	SFR	\$1 4.94
203-631-015	SFR	\$1 4.94	203-671-050	SFR	\$1 4.94	203-680-009	SFR	\$1 4.94
203-631-016	SFR	\$1 4.94	203-672-001	SFR	\$1 4.94	203-680-010	SFR	\$1 4.94
203-632-001	SFR	\$1 4.94	203-672-002	SFR	\$1 4.94	203-680-011	SFR	\$1 4.94
203-632-002	SFR	\$1 4.94	203-672-003	SFR	\$1 4.94	203-680-012	SFR	\$1 4.94
203-632-003	SFR	\$1 4.94	203-672-004	SFR	\$1 4.94	203-680-013	SFR	\$1 4.94
203-632-004	SFR	\$1 4.94	203-672-005	SFR	\$1 4.94	203-680-014	SFR	\$1 4.94
203-632-005	SFR	\$1 4.94	203-672-006	SFR	\$1 4.94	203-680-015	SFR	\$1 4.94
203-632-006	SFR	\$1 4.94	203-672-007	SFR	\$1 4.94	203-680-016	SFR	\$1 4.94
203-632-007	SFR	\$1 4.94	203-672-010	SFR	\$1 4.94	203-680-018	SFR	\$1 4.94
203-632-008	SFR	\$1 4.94	203-672-012	SFR	\$1 4.94	203-680-019	SFR	\$1 4.94

Assessor's Parcel Number	Property Class	FY18-19 Service Charge	Assessor's Parcel Number	Property Class	FY18-19 Service Charge	Assessor's Parcel Number	Property Class	FY18-19 Service Charge
203-680-021	SFR	\$1 4.94	203-692-004	SFR	\$1 4.94	203-731-021	SFR	\$1 4.94
203-680-022	SFR	\$1 4.94	203-692-005	SFR	\$1 4.94	203-731-022	SFR	\$1 4.94
203-680-023	SFR	\$1 4.94	203-692-006	SFR	\$1 4.94	203-731-023	SFR	\$1 4.94
203-680-024	SFR	\$1 4.94	203-700-009	COM	\$74.70	203-731-025	SFR	\$1 4.94
203-680-026	SFR	\$1 4.94	203-700-010	COM	\$74.70	203-731-026	SFR	\$1 4.94
203-680-027	SFR	\$1 4.94	203-710-001	SFR	\$1 4.94	203-731-028	SFR	\$1 4.94
203-680-028	SFR	\$1 4.94	203-710-002	SFR	\$1 4.94	203-731-029	SFR	\$1 4.94
203-680-029	SFR	\$1 4.94	203-710-003	SFR	\$1 4.94	203-731-030	SFR	\$1 4.94
203-680-030	SFR	\$1 4.94	203-710-014	SFR	\$1 4.94	203-731-031	SFR	\$1 4.94
203-680-031	SFR	\$1 4.94	203-710-021	SFR	\$1 4.94	203-731-034	SFR	\$1 4.94
203-680-032	SFR	\$1 4.94	203-710-022	SFR	\$1 4.94	203-732-015	SFR	\$1 4.94
203-680-033	SFR	\$1 4.94	203-710-023	SFR	\$1 4.94	203-732-016	SFR	\$1 4.94
203-680-034	SFR	\$1 4.94	203-710-025	SFR	\$1 4.94	203-732-017	SFR	\$1 4.94
203-680-035	SFR	\$1 4.94	203-721-001	SFR	\$1 4.94	203-732-018	SFR	\$1 4.94
203-680-036	SFR	\$1 4.94	203-721-002	SFR	\$1 4.94	203-732-019	SFR	\$1 4.94
203-680-037	SFR	\$1 4.94	203-721-003	SFR	\$1 4.94	203-732-020	SFR	\$1 4.94
203-680-038	SFR	\$1 4.94	203-721-004	SFR	\$1 4.94	203-732-021	SFR	\$1 4.94
203-680-039	SFR	\$1 4.94	203-721-007	SFR	\$1 4.94	203-732-022	SFR	\$1 4.94
203-680-040	SFR	\$1 4.94	203-721-008	SFR	\$1 4.94	203-732-023	SFR	\$1 4.94
203-680-042	COM	\$74.70	203-721-009	SFR	\$1 4.94	203-732-024	SFR	\$1 4.94
203-680-044	SFR	\$1 4.94	203-721-010	SFR	\$1 4.94	203-732-025	SFR	\$1 4.94
203-680-045	SFR	\$1 4.94	203-721-011	SFR	\$1 4.94	203-732-026	SFR	\$1 4.94
203-680-046	SFR	\$1 4.94	203-721-012	SFR	\$1 4.94	203-732-027	SFR	\$1 4.94
203-691-002	SFR	\$1 4.94	203-721-013	SFR	\$1 4.94	203-732-028	SFR	\$1 4.94
203-691-004	SFR	\$1 4.94	203-721-014	SFR	\$1 4.94	203-732-029	SFR	\$1 4.94
203-691-005	SFR	\$1 4.94	203-721-015	SFR	\$1 4.94	203-750-001	CONDO	\$7.46
203-691-007	SFR	\$1 4.94	203-721-016	SFR	\$1 4.94	203-750-002	CONDO	\$7.46
203-691-013	SFR	\$1 4.94	203-721-018	SFR	\$1 4.94	203-750-003	CONDO	\$7.46
203-691-014	SFR	\$1 4.94	203-721-019	SFR	\$1 4.94	203-750-004	CONDO	\$7.46
203-691-015	SFR	\$1 4.94	203-722-001	SFR	\$1 4.94	203-750-005	CONDO	\$7.46
203-691-016	SFR	\$1 4.94	203-722-002	SFR	\$1 4.94	203-750-006	CONDO	\$7.46
203-691-017	SFR	\$1 4.94	203-722-003	SFR	\$1 4.94	203-750-007	CONDO	\$7.46
203-691-018	SFR	\$1 4.94	203-722-004	SFR	\$1 4.94	203-750-008	CONDO	\$7.46
203-691-019	SFR	\$1 4.94	203-722-005	SFR	\$1 4.94	203-750-009	CONDO	\$7.46
203-691-020	SFR	\$1 4.94	203-722-006	SFR	\$1 4.94	203-750-010	CONDO	\$7.46
203-691-021	SFR	\$1 4.94	203-722-007	SFR	\$1 4.94	203-750-011	CONDO	\$7.46
203-691-022	SFR	\$1 4.94	203-722-009	SFR	\$1 4.94	203-750-012	CONDO	\$7.46
203-691-023	SFR	\$1 4.94	203-722-010	SFR	\$1 4.94	203-750-013	CONDO	\$7.46
203-691-024	SFR	\$1 4.94	203-722-011	SFR	\$1 4.94	203-750-014	CONDO	\$7.46
203-691-025	SFR	\$1 4.94	203-722-012	SFR	\$1 4.94	203-750-015	CONDO	\$7.46
203-691-026	SFR	\$1 4.94	203-722-013	SFR	\$1 4.94	203-750-016	CONDO	\$7.46
203-691-027	SFR	\$1 4.94	203-722-014	SFR	\$1 4.94	203-750-017	CONDO	\$7.46
203-691-029	SFR	\$1 4.94	203-731-001	SFR	\$1 4.94	203-750-018	CONDO	\$7.46
203-691-030	SFR	\$1 4.94	203-731-002	SFR	\$1 4.94	203-750-019	CONDO	\$7.46
203-691-031	SFR	\$1 4.94	203-731-003	SFR	\$1 4.94	203-750-020	CONDO	\$7.46
203-691-032	SFR	\$1 4.94	203-731-004	SFR	\$1 4.94	203-750-021	CONDO	\$7.46
203-691-033	SFR	\$1 4.94	203-731-005	SFR	\$1 4.94	203-750-022	CONDO	\$7.46
203-691-034	SFR	\$1 4.94	203-731-013	SFR	\$1 4.94	203-750-023	CONDO	\$7.46
203-691-035	SFR	\$1 4.94	203-731-014	SFR	\$1 4.94	203-750-024	CONDO	\$7.46
203-692-001	SFR	\$1 4.94	203-731-015	SFR	\$1 4.94	203-750-025	CONDO	\$7.46
203-692-002	SFR	\$1 4.94	203-731-018	COM	\$74.70	203-750-026	CONDO	\$7.46
203-692-003	SFR	\$1 4.94	203-731-020	SFR	\$1 4.94	203-750-027	CONDO	\$7.46

Assessor's Parcel Number	Property Class	FY18-19 Service Charge	Assessor's Parcel Number	Property Class	FY18-19 Service Charge	Assessor's Parcel Number	Property Class	FY18-19 Service Charge
203-750-028	CONDO	\$7.46	203-760-012	SFR	\$14.94	203-830-010	SFR	\$14.94
203-750-029	CONDO	\$7.46	203-760-013	SFR	\$14.94	203-830-011	SFR	\$14.94
203-750-030	CONDO	\$7.46	203-760-014	SFR	\$14.94	203-830-012	SFR	\$14.94
203-750-031	CONDO	\$7.46	203-760-015	SFR	\$14.94	203-830-013	SFR	\$14.94
203-750-032	CONDO	\$7.46	203-760-016	SFR	\$14.94	203-830-014	SFR	\$14.94
203-750-033	CONDO	\$7.46	203-760-018	SFR	\$14.94	203-830-015	SFR	\$14.94
203-750-034	CONDO	\$7.46	203-760-019	SFR	\$14.94	203-830-016	SFR	\$14.94
203-750-035	CONDO	\$7.46	203-760-020	SFR	\$14.94	203-830-017	SFR	\$14.94
203-750-036	CONDO	\$7.46	203-760-021	SFR	\$14.94	203-840-001	SFR	\$14.94
203-750-037	CONDO	\$7.46	203-760-031	SFR	\$14.94	203-840-002	SFR	\$14.94
203-750-038	CONDO	\$7.46	203-770-005	COM	\$74.70	203-840-003	SFR	\$14.94
203-750-039	CONDO	\$7.46	203-770-007	IND	\$74.70	203-840-004	SFR	\$14.94
203-750-040	CONDO	\$7.46	203-780-005	COM	\$74.70	203-840-005	SFR	\$14.94
203-750-041	CONDO	\$7.46	203-780-011	COM	\$74.70	203-840-006	SFR	\$14.94
203-750-042	CONDO	\$7.46	203-780-012	COM	\$74.70	203-840-007	SFR	\$14.94
203-750-043	CONDO	\$7.46	203-780-013	COM	\$74.70	203-840-008	SFR	\$14.94
203-750-044	CONDO	\$7.46	203-780-014	COM	\$74.70	203-840-009	SFR	\$14.94
203-750-045	CONDO	\$7.46	203-780-015	COM	\$74.70	203-840-012	SFR	\$14.94
203-750-046	CONDO	\$7.46	203-780-016	COM	\$74.70	203-840-013	SFR	\$14.94
203-750-047	CONDO	\$7.46	203-780-017	COM	\$74.70	203-840-015	SFR	\$14.94
203-750-048	CONDO	\$7.46	203-780-018	COM	\$74.70	203-840-016	SFR	\$14.94
203-750-049	CONDO	\$7.46	203-780-020	COM	\$74.70	204-050-029	MISC	\$7.46
203-750-050	CONDO	\$7.46	203-780-055	COM	\$74.70	206-030-073	MISC	\$7.46
203-750-051	CONDO	\$7.46	203-780-057	COM	\$74.70	206-030-085	MISC	\$7.46
203-750-052	CONDO	\$7.46	203-780-060	COM	\$74.70	206-030-088	MISC	\$7.46
203-750-053	CONDO	\$7.46	203-780-061	COM	\$74.70	206-530-001	SFR	\$14.94
203-750-054	CONDO	\$7.46	203-780-062	COM	\$74.70	206-530-002	SFR	\$14.94
203-750-055	CONDO	\$7.46	203-780-066	COM	\$74.70	206-530-003	SFR	\$14.94
203-750-056	CONDO	\$7.46	203-780-067	COM	\$74.70	206-530-004	SFR	\$14.94
203-750-057	CONDO	\$7.46	203-780-071	COM	\$74.70	206-530-005	SFR	\$14.94
203-750-058	CONDO	\$7.46	203-780-072	COM	\$74.70	206-530-006	SFR	\$14.94
203-750-059	CONDO	\$7.46	203-780-079	COM	\$74.70	206-530-007	SFR	\$14.94
203-750-060	CONDO	\$7.46	203-790-001	CONDO	\$7.46	206-530-008	SFR	\$14.94
203-750-061	CONDO	\$7.46	203-790-002	CONDO	\$7.46	206-530-009	SFR	\$14.94
203-750-062	CONDO	\$7.46	203-790-003	CONDO	\$7.46	206-530-010	SFR	\$14.94
203-750-063	CONDO	\$7.46	203-790-004	CONDO	\$7.46	206-530-011	SFR	\$14.94
203-750-064	CONDO	\$7.46	203-820-004	SFR	\$14.94	206-530-012	SFR	\$14.94
203-750-065	CONDO	\$7.46	203-820-005	SFR	\$14.94	206-530-013	SFR	\$14.94
203-750-066	CONDO	\$7.46	203-820-006	SFR	\$14.94	206-530-014	SFR	\$14.94
203-750-067	CONDO	\$7.46	203-820-007	SFR	\$14.94	206-530-015	SFR	\$14.94
203-750-068	CONDO	\$7.46	203-820-014	SFR	\$14.94	206-530-016	SFR	\$14.94
203-760-001	SFR	\$14.94	203-820-015	SFR	\$14.94	206-530-017	SFR	\$14.94
203-760-002	SFR	\$14.94	203-820-016	SFR	\$14.94	206-530-018	SFR	\$14.94
203-760-003	SFR	\$14.94	203-830-001	SFR	\$14.94	206-530-019	SFR	\$14.94
203-760-004	SFR	\$14.94	203-830-002	SFR	\$14.94	206-530-020	SFR	\$14.94
203-760-005	SFR	\$14.94	203-830-003	SFR	\$14.94	206-530-021	SFR	\$14.94
203-760-006	SFR	\$14.94	203-830-004	SFR	\$14.94	206-530-022	SFR	\$14.94
203-760-007	SFR	\$14.94	203-830-005	SFR	\$14.94	206-530-023	SFR	\$14.94
203-760-008	SFR	\$14.94	203-830-006	SFR	\$14.94	206-530-024	SFR	\$14.94
203-760-009	SFR	\$14.94	203-830-007	SFR	\$14.94	206-530-025	SFR	\$14.94
203-760-010	SFR	\$14.94	203-830-008	SFR	\$14.94	206-530-026	SFR	\$14.94
203-760-011	SFR	\$14.94	203-830-009	SFR	\$14.94	206-530-027	SFR	\$14.94

Assessor's Parcel Number	Property Class	FY18-19 Service Charge	Assessor's Parcel Number	Property Class	FY18-19 Service Charge	Assessor's Parcel Number	Property Class	FY18-19 Service Charge
206-530-028	SFR	\$1 4.94	206-550-001	SFR	\$1 4.94	206-580-016	SFR	\$1 4.94
206-530-029	SFR	\$1 4.94	206-550-002	SFR	\$1 4.94	206-580-017	SFR	\$1 4.94
206-530-030	SFR	\$1 4.94	206-550-003	SFR	\$1 4.94	206-580-018	SFR	\$1 4.94
206-530-031	SFR	\$1 4.94	206-550-004	SFR	\$1 4.94	206-580-019	SFR	\$1 4.94
206-530-032	SFR	\$1 4.94	206-550-005	SFR	\$1 4.94	206-580-020	SFR	\$1 4.94
206-530-033	SFR	\$1 4.94	206-550-006	SFR	\$1 4.94	206-580-021	SFR	\$1 4.94
206-530-034	SFR	\$1 4.94	206-550-007	SFR	\$1 4.94	206-580-022	SFR	\$1 4.94
206-530-035	SFR	\$1 4.94	206-550-008	SFR	\$1 4.94	206-580-023	SFR	\$1 4.94
206-530-036	SFR	\$1 4.94	206-550-009	SFR	\$1 4.94	206-580-024	SFR	\$1 4.94
206-530-037	SFR	\$1 4.94	206-550-010	SFR	\$1 4.94	206-580-025	SFR	\$1 4.94
206-530-038	SFR	\$1 4.94	206-550-011	SFR	\$1 4.94	206-580-026	SFR	\$1 4.94
206-530-039	SFR	\$1 4.94	206-550-012	SFR	\$1 4.94	206-580-027	SFR	\$1 4.94
206-530-040	SFR	\$1 4.94	206-550-013	SFR	\$1 4.94	206-580-028	SFR	\$1 4.94
206-530-041	SFR	\$1 4.94	206-550-014	SFR	\$1 4.94	206-580-029	SFR	\$1 4.94
206-530-042	SFR	\$1 4.94	206-550-015	SFR	\$1 4.94	206-580-030	SFR	\$1 4.94
206-530-043	SFR	\$1 4.94	206-550-016	SFR	\$1 4.94	206-580-031	SFR	\$1 4.94
206-530-044	SFR	\$1 4.94	206-550-017	SFR	\$1 4.94	206-580-032	SFR	\$1 4.94
206-530-045	SFR	\$1 4.94	206-550-018	SFR	\$1 4.94	206-580-033	SFR	\$1 4.94
206-530-046	SFR	\$1 4.94	206-550-019	SFR	\$1 4.94	206-580-034	SFR	\$1 4.94
206-530-047	SFR	\$1 4.94	206-550-020	SFR	\$1 4.94	206-580-035	SFR	\$1 4.94
206-530-048	SFR	\$1 4.94	206-550-021	SFR	\$1 4.94	206-580-037	MFR8	\$119.52
206-530-049	SFR	\$1 4.94	206-550-022	SFR	\$1 4.94	206-590-001	SFR	\$1 4.94
206-530-050	SFR	\$1 4.94	206-550-023	SFR	\$1 4.94	206-590-002	SFR	\$1 4.94
206-530-051	SFR	\$1 4.94	206-550-024	SFR	\$1 4.94	206-590-003	SFR	\$1 4.94
206-530-052	SFR	\$1 4.94	206-550-025	SFR	\$1 4.94	206-590-004	SFR	\$1 4.94
206-530-053	SFR	\$1 4.94	206-550-026	SFR	\$1 4.94	206-590-005	SFR	\$1 4.94
206-530-054	SFR	\$1 4.94	206-550-027	SFR	\$1 4.94	206-590-006	SFR	\$1 4.94
206-530-055	SFR	\$1 4.94	206-550-028	SFR	\$1 4.94	206-590-007	SFR	\$1 4.94
206-530-056	SFR	\$1 4.94	206-550-029	SFR	\$1 4.94	206-590-008	SFR	\$1 4.94
206-530-057	SFR	\$1 4.94	206-550-030	SFR	\$1 4.94	206-590-009	SFR	\$1 4.94
206-530-058	SFR	\$1 4.94	206-550-031	SFR	\$1 4.94	206-590-010	SFR	\$1 4.94
206-530-059	SFR	\$1 4.94	206-550-032	SFR	\$1 4.94	206-590-011	SFR	\$1 4.94
206-530-060	SFR	\$1 4.94	206-550-033	SFR	\$1 4.94	206-590-012	SFR	\$1 4.94
206-530-061	SFR	\$1 4.94	206-550-034	SFR	\$1 4.94	206-590-013	SFR	\$1 4.94
206-530-062	SFR	\$1 4.94	206-550-035	SFR	\$1 4.94	206-590-014	SFR	\$1 4.94
206-530-063	SFR	\$1 4.94	206-550-036	SFR	\$1 4.94	206-590-015	SFR	\$1 4.94
206-530-064	SFR	\$1 4.94	206-550-037	SFR	\$1 4.94	206-590-016	SFR	\$1 4.94
206-530-065	SFR	\$1 4.94	206-580-001	SFR	\$1 4.94	206-590-017	SFR	\$1 4.94
206-530-066	SFR	\$1 4.94	206-580-002	SFR	\$1 4.94	206-590-018	SFR	\$1 4.94
206-530-067	SFR	\$1 4.94	206-580-003	SFR	\$1 4.94	206-590-019	SFR	\$1 4.94
206-530-068	SFR	\$1 4.94	206-580-004	SFR	\$1 4.94	206-590-020	SFR	\$1 4.94
206-530-069	SFR	\$1 4.94	206-580-005	SFR	\$1 4.94	206-590-021	SFR	\$1 4.94
206-530-070	SFR	\$1 4.94	206-580-006	SFR	\$1 4.94	206-590-022	SFR	\$1 4.94
206-530-071	SFR	\$1 4.94	206-580-007	SFR	\$1 4.94	206-590-023	SFR	\$1 4.94
206-530-072	SFR	\$1 4.94	206-580-008	SFR	\$1 4.94	206-590-024	SFR	\$1 4.94
206-530-073	SFR	\$1 4.94	206-580-009	SFR	\$1 4.94	206-590-025	SFR	\$1 4.94
206-530-074	SFR	\$1 4.94	206-580-010	SFR	\$1 4.94	206-590-026	SFR	\$1 4.94
206-530-075	SFR	\$1 4.94	206-580-011	SFR	\$1 4.94	206-590-027	SFR	\$1 4.94
206-530-076	SFR	\$1 4.94	206-580-012	SFR	\$1 4.94	206-590-028	SFR	\$1 4.94
206-530-077	SFR	\$1 4.94	206-580-013	SFR	\$1 4.94	206-590-029	SFR	\$1 4.94
206-530-078	SFR	\$1 4.94	206-580-014	SFR	\$1 4.94	206-590-030	SFR	\$1 4.94
206-530-079	SFR	\$1 4.94	206-580-015	SFR	\$1 4.94	206-590-031	SFR	\$1 4.94

Assessor's Parcel Number	Property Class	FY18-19 Service Charge	Assessor's Parcel Number	Property Class	FY18-19 Service Charge	Assessor's Parcel Number	Property Class	FY18-19 Service Charge
206-590-032	SFR	\$1 4.94	206-590-084	SFR	\$1 4.94	206-600-046	SFR	\$1 4.94
206-590-033	SFR	\$1 4.94	206-590-085	SFR	\$1 4.94	206-600-047	SFR	\$1 4.94
206-590-034	SFR	\$1 4.94	206-590-086	SFR	\$1 4.94	206-600-048	SFR	\$1 4.94
206-590-035	SFR	\$1 4.94	206-590-087	SFR	\$1 4.94	206-600-049	SFR	\$1 4.94
206-590-036	SFR	\$1 4.94	206-590-088	SFR	\$1 4.94	206-600-050	SFR	\$1 4.94
206-590-037	SFR	\$1 4.94	206-590-089	SFR	\$1 4.94	206-600-051	SFR	\$1 4.94
206-590-038	SFR	\$1 4.94	206-590-090	SFR	\$1 4.94	206-600-052	SFR	\$1 4.94
206-590-039	SFR	\$1 4.94	206-600-001	SFR	\$1 4.94	206-600-053	SFR	\$1 4.94
206-590-040	SFR	\$1 4.94	206-600-002	SFR	\$1 4.94	206-600-054	SFR	\$1 4.94
206-590-041	SFR	\$1 4.94	206-600-003	SFR	\$1 4.94	206-600-055	SFR	\$1 4.94
206-590-042	SFR	\$1 4.94	206-600-004	SFR	\$1 4.94	206-600-056	SFR	\$1 4.94
206-590-043	SFR	\$1 4.94	206-600-005	SFR	\$1 4.94	206-600-057	SFR	\$1 4.94
206-590-044	SFR	\$1 4.94	206-600-006	SFR	\$1 4.94	206-600-058	SFR	\$1 4.94
206-590-045	SFR	\$1 4.94	206-600-007	SFR	\$1 4.94	206-600-059	SFR	\$1 4.94
206-590-046	SFR	\$1 4.94	206-600-008	SFR	\$1 4.94	206-600-060	SFR	\$1 4.94
206-590-047	SFR	\$1 4.94	206-600-009	SFR	\$1 4.94	206-600-061	SFR	\$1 4.94
206-590-048	SFR	\$1 4.94	206-600-010	SFR	\$1 4.94	206-600-062	SFR	\$1 4.94
206-590-049	SFR	\$1 4.94	206-600-011	SFR	\$1 4.94	206-600-063	SFR	\$1 4.94
206-590-050	SFR	\$1 4.94	206-600-012	SFR	\$1 4.94	206-600-064	SFR	\$1 4.94
206-590-051	SFR	\$1 4.94	206-600-013	SFR	\$1 4.94	206-600-065	SFR	\$1 4.94
206-590-052	SFR	\$1 4.94	206-600-014	SFR	\$1 4.94	206-600-066	SFR	\$1 4.94
206-590-053	SFR	\$1 4.94	206-600-015	SFR	\$1 4.94	206-600-067	SFR	\$1 4.94
206-590-054	SFR	\$1 4.94	206-600-016	SFR	\$1 4.94	206-600-068	SFR	\$1 4.94
206-590-055	SFR	\$1 4.94	206-600-017	SFR	\$1 4.94	206-600-069	SFR	\$1 4.94
206-590-056	SFR	\$1 4.94	206-600-018	SFR	\$1 4.94	206-600-070	SFR	\$1 4.94
206-590-057	SFR	\$1 4.94	206-600-019	SFR	\$1 4.94	206-600-071	SFR	\$1 4.94
206-590-058	SFR	\$1 4.94	206-600-020	SFR	\$1 4.94	206-610-001	SFR	\$1 4.94
206-590-059	SFR	\$1 4.94	206-600-021	SFR	\$1 4.94	206-610-002	SFR	\$1 4.94
206-590-060	SFR	\$1 4.94	206-600-022	SFR	\$1 4.94	206-610-003	SFR	\$1 4.94
206-590-061	SFR	\$1 4.94	206-600-023	SFR	\$1 4.94	206-610-004	SFR	\$1 4.94
206-590-062	SFR	\$1 4.94	206-600-024	SFR	\$1 4.94	206-610-005	SFR	\$1 4.94
206-590-063	SFR	\$1 4.94	206-600-025	SFR	\$1 4.94	206-610-006	SFR	\$1 4.94
206-590-064	SFR	\$1 4.94	206-600-026	SFR	\$1 4.94	206-610-007	SFR	\$1 4.94
206-590-065	SFR	\$1 4.94	206-600-027	SFR	\$1 4.94	206-610-008	SFR	\$1 4.94
206-590-066	SFR	\$1 4.94	206-600-028	SFR	\$1 4.94	206-610-009	SFR	\$1 4.94
206-590-067	SFR	\$1 4.94	206-600-029	SFR	\$1 4.94	206-610-010	SFR	\$1 4.94
206-590-068	SFR	\$1 4.94	206-600-030	SFR	\$1 4.94	206-610-011	SFR	\$1 4.94
206-590-069	SFR	\$1 4.94	206-600-031	SFR	\$1 4.94	206-610-012	SFR	\$1 4.94
206-590-070	SFR	\$1 4.94	206-600-032	SFR	\$1 4.94	206-610-013	SFR	\$1 4.94
206-590-071	SFR	\$1 4.94	206-600-033	SFR	\$1 4.94	206-610-014	SFR	\$1 4.94
206-590-072	SFR	\$1 4.94	206-600-034	SFR	\$1 4.94	206-610-015	SFR	\$1 4.94
206-590-073	SFR	\$1 4.94	206-600-035	SFR	\$1 4.94	206-610-016	SFR	\$1 4.94
206-590-074	SFR	\$1 4.94	206-600-036	SFR	\$1 4.94	206-610-017	SFR	\$1 4.94
206-590-075	SFR	\$1 4.94	206-600-037	SFR	\$1 4.94	206-610-018	SFR	\$1 4.94
206-590-076	SFR	\$1 4.94	206-600-038	SFR	\$1 4.94	206-610-019	SFR	\$1 4.94
206-590-077	SFR	\$1 4.94	206-600-039	SFR	\$1 4.94	206-610-020	SFR	\$1 4.94
206-590-078	SFR	\$1 4.94	206-600-040	SFR	\$1 4.94	206-610-021	SFR	\$1 4.94
206-590-079	SFR	\$1 4.94	206-600-041	SFR	\$1 4.94	206-610-022	SFR	\$1 4.94
206-590-080	SFR	\$1 4.94	206-600-042	SFR	\$1 4.94	206-610-023	SFR	\$1 4.94
206-590-081	SFR	\$1 4.94	206-600-043	SFR	\$1 4.94	206-610-024	SFR	\$1 4.94
206-590-082	SFR	\$1 4.94	206-600-044	SFR	\$1 4.94	206-610-025	SFR	\$1 4.94
206-590-083	SFR	\$1 4.94	206-600-045	SFR	\$1 4.94	206-610-026	SFR	\$1 4.94

Assessor's Parcel Number	Property Class	FY18-19 Service Charge	Assessor's Parcel Number	Property Class	FY18-19 Service Charge	Assessor's Parcel Number	Property Class	FY18-19 Service Charge
206-610-027	SFR	\$1 4.94	206-620-041	SFR	\$1 4.94	206-630-036	SFR	\$1 4.94
206-610-028	SFR	\$1 4.94	206-620-042	SFR	\$1 4.94	206-630-037	SFR	\$1 4.94
206-610-029	SFR	\$1 4.94	206-620-043	SFR	\$1 4.94	206-630-038	SFR	\$1 4.94
206-610-030	SFR	\$1 4.94	206-620-044	SFR	\$1 4.94	206-630-039	SFR	\$1 4.94
206-610-031	SFR	\$1 4.94	206-620-045	SFR	\$1 4.94	206-630-040	SFR	\$1 4.94
206-610-032	SFR	\$1 4.94	206-620-046	SFR	\$1 4.94	206-630-041	SFR	\$1 4.94
206-610-033	SFR	\$1 4.94	206-620-047	SFR	\$1 4.94	206-630-042	SFR	\$1 4.94
206-610-034	SFR	\$1 4.94	206-620-048	SFR	\$1 4.94	206-630-043	SFR	\$1 4.94
206-610-035	SFR	\$1 4.94	206-620-049	SFR	\$1 4.94	206-630-044	SFR	\$1 4.94
206-610-036	SFR	\$1 4.94	206-620-050	SFR	\$1 4.94	206-630-045	SFR	\$1 4.94
206-610-037	SFR	\$1 4.94	206-620-051	SFR	\$1 4.94	206-630-046	SFR	\$1 4.94
206-610-038	SFR	\$1 4.94	206-620-052	SFR	\$1 4.94	206-630-047	SFR	\$1 4.94
206-610-039	SFR	\$1 4.94	206-620-053	SFR	\$1 4.94	206-630-048	SFR	\$1 4.94
206-620-001	SFR	\$1 4.94	206-620-054	SFR	\$1 4.94	206-630-049	SFR	\$1 4.94
206-620-002	SFR	\$1 4.94	206-620-055	SFR	\$1 4.94	206-630-050	SFR	\$1 4.94
206-620-003	SFR	\$1 4.94	206-620-056	SFR	\$1 4.94	206-630-051	SFR	\$1 4.94
206-620-004	SFR	\$1 4.94	206-620-058	SFR	\$1 4.94	206-630-052	SFR	\$1 4.94
206-620-005	SFR	\$1 4.94	206-630-001	SFR	\$1 4.94	206-640-001	SFR	\$1 4.94
206-620-006	SFR	\$1 4.94	206-630-002	SFR	\$1 4.94	206-640-002	SFR	\$1 4.94
206-620-007	SFR	\$1 4.94	206-630-003	SFR	\$1 4.94	206-640-003	SFR	\$1 4.94
206-620-008	SFR	\$1 4.94	206-630-004	SFR	\$1 4.94	206-640-004	SFR	\$1 4.94
206-620-009	SFR	\$1 4.94	206-630-005	SFR	\$1 4.94	206-640-005	SFR	\$1 4.94
206-620-010	SFR	\$1 4.94	206-630-006	SFR	\$1 4.94	206-640-006	SFR	\$1 4.94
206-620-011	SFR	\$1 4.94	206-630-007	SFR	\$1 4.94	206-640-007	SFR	\$1 4.94
206-620-012	SFR	\$1 4.94	206-630-008	SFR	\$1 4.94	206-640-008	SFR	\$1 4.94
206-620-013	SFR	\$1 4.94	206-630-009	SFR	\$1 4.94	206-640-009	SFR	\$1 4.94
206-620-014	SFR	\$1 4.94	206-630-010	SFR	\$1 4.94	206-640-010	SFR	\$1 4.94
206-620-015	SFR	\$1 4.94	206-630-011	SFR	\$1 4.94	206-640-011	SFR	\$1 4.94
206-620-016	SFR	\$1 4.94	206-630-012	SFR	\$1 4.94	206-640-012	SFR	\$1 4.94
206-620-017	SFR	\$1 4.94	206-630-013	SFR	\$1 4.94	206-640-013	SFR	\$1 4.94
206-620-018	SFR	\$1 4.94	206-630-014	SFR	\$1 4.94	206-640-014	SFR	\$1 4.94
206-620-019	SFR	\$1 4.94	206-630-015	SFR	\$1 4.94	206-640-015	SFR	\$1 4.94
206-620-020	SFR	\$1 4.94	206-630-016	SFR	\$1 4.94	206-640-016	SFR	\$1 4.94
206-620-022	SFR	\$1 4.94	206-630-017	SFR	\$1 4.94	206-640-017	SFR	\$1 4.94
206-620-023	SFR	\$1 4.94	206-630-018	SFR	\$1 4.94	206-640-018	SFR	\$1 4.94
206-620-024	SFR	\$1 4.94	206-630-019	SFR	\$1 4.94	206-640-019	SFR	\$1 4.94
206-620-025	SFR	\$1 4.94	206-630-020	SFR	\$1 4.94	206-640-020	SFR	\$1 4.94
206-620-026	SFR	\$1 4.94	206-630-021	SFR	\$1 4.94	206-640-021	SFR	\$1 4.94
206-620-027	SFR	\$1 4.94	206-630-022	SFR	\$1 4.94	206-640-022	SFR	\$1 4.94
206-620-028	SFR	\$1 4.94	206-630-023	SFR	\$1 4.94	206-640-023	SFR	\$1 4.94
206-620-029	SFR	\$1 4.94	206-630-024	SFR	\$1 4.94	206-640-024	SFR	\$1 4.94
206-620-030	SFR	\$1 4.94	206-630-025	SFR	\$1 4.94	206-640-025	SFR	\$1 4.94
206-620-031	SFR	\$1 4.94	206-630-026	SFR	\$1 4.94	206-640-026	SFR	\$1 4.94
206-620-032	SFR	\$1 4.94	206-630-027	SFR	\$1 4.94	206-640-027	SFR	\$1 4.94
206-620-033	SFR	\$1 4.94	206-630-028	SFR	\$1 4.94	206-640-028	SFR	\$1 4.94
206-620-034	SFR	\$1 4.94	206-630-029	SFR	\$1 4.94	206-640-029	SFR	\$1 4.94
206-620-035	SFR	\$1 4.94	206-630-030	SFR	\$1 4.94	206-640-030	SFR	\$1 4.94
206-620-036	SFR	\$1 4.94	206-630-031	SFR	\$1 4.94	206-640-031	SFR	\$1 4.94
206-620-037	SFR	\$1 4.94	206-630-032	SFR	\$1 4.94	206-640-032	SFR	\$1 4.94
206-620-038	SFR	\$1 4.94	206-630-033	SFR	\$1 4.94	206-640-033	SFR	\$1 4.94
206-620-039	SFR	\$1 4.94	206-630-034	SFR	\$1 4.94	206-640-034	SFR	\$1 4.94
206-620-040	SFR	\$1 4.94	206-630-035	SFR	\$1 4.94	206-640-035	SFR	\$1 4.94

Assessor's Parcel Number	Property Class	FY18-19 Service Charge	Assessor's Parcel Number	Property Class	FY18-19 Service Charge	Assessor's Parcel Number	Property Class	FY18-19 Service Charge
206-650-001	SFR	\$14.94	206-660-044	SFR	\$14.94	206-670-046	SFR	\$14.94
206-650-002	SFR	\$14.94	206-660-045	SFR	\$14.94	206-670-047	SFR	\$14.94
206-650-003	SFR	\$14.94	206-660-046	SFR	\$14.94	206-670-048	SFR	\$14.94
206-650-004	SFR	\$14.94	206-660-047	SFR	\$14.94	206-670-049	SFR	\$14.94
206-650-005	SFR	\$14.94	206-660-048	SFR	\$14.94	206-670-050	SFR	\$14.94
206-650-006	SFR	\$14.94	206-660-049	SFR	\$14.94	206-680-001	SFR	\$14.94
206-650-007	SFR	\$14.94	206-660-050	SFR	\$14.94	206-680-002	SFR	\$14.94
206-650-008	SFR	\$14.94	206-670-001	SFR	\$14.94	206-680-003	SFR	\$14.94
206-650-009	SFR	\$14.94	206-670-002	SFR	\$14.94	206-680-004	SFR	\$14.94
206-660-001	SFR	\$14.94	206-670-003	SFR	\$14.94	206-680-005	SFR	\$14.94
206-660-002	SFR	\$14.94	206-670-004	SFR	\$14.94	206-680-006	SFR	\$14.94
206-660-003	SFR	\$14.94	206-670-005	SFR	\$14.94	206-680-007	SFR	\$14.94
206-660-004	SFR	\$14.94	206-670-006	SFR	\$14.94	206-680-008	SFR	\$14.94
206-660-005	SFR	\$14.94	206-670-007	SFR	\$14.94	206-680-009	SFR	\$14.94
206-660-006	SFR	\$14.94	206-670-008	SFR	\$14.94	206-680-010	SFR	\$14.94
206-660-007	SFR	\$14.94	206-670-009	SFR	\$14.94	206-680-011	SFR	\$14.94
206-660-008	SFR	\$14.94	206-670-010	SFR	\$14.94	206-680-012	SFR	\$14.94
206-660-009	SFR	\$14.94	206-670-011	SFR	\$14.94	206-680-013	SFR	\$14.94
206-660-010	SFR	\$14.94	206-670-012	SFR	\$14.94	206-680-014	SFR	\$14.94
206-660-011	SFR	\$14.94	206-670-013	SFR	\$14.94	206-680-015	SFR	\$14.94
206-660-012	SFR	\$14.94	206-670-014	SFR	\$14.94	206-680-016	SFR	\$14.94
206-660-013	SFR	\$14.94	206-670-015	SFR	\$14.94	206-680-017	SFR	\$14.94
206-660-014	SFR	\$14.94	206-670-016	SFR	\$14.94	206-680-018	SFR	\$14.94
206-660-015	SFR	\$14.94	206-670-017	SFR	\$14.94	206-680-019	SFR	\$14.94
206-660-016	SFR	\$14.94	206-670-018	SFR	\$14.94	206-680-020	SFR	\$14.94
206-660-017	SFR	\$14.94	206-670-019	SFR	\$14.94	206-700-001	CONDO	\$7.46
206-660-018	SFR	\$14.94	206-670-020	SFR	\$14.94	206-700-002	CONDO	\$7.46
206-660-019	SFR	\$14.94	206-670-021	SFR	\$14.94	206-700-003	CONDO	\$7.46
206-660-020	SFR	\$14.94	206-670-022	SFR	\$14.94	206-700-004	CONDO	\$7.46
206-660-021	SFR	\$14.94	206-670-023	SFR	\$14.94	206-700-005	CONDO	\$7.46
206-660-022	SFR	\$14.94	206-670-024	SFR	\$14.94	206-700-006	CONDO	\$7.46
206-660-023	SFR	\$14.94	206-670-025	SFR	\$14.94	206-700-007	CONDO	\$7.46
206-660-024	SFR	\$14.94	206-670-026	SFR	\$14.94	206-700-008	CONDO	\$7.46
206-660-025	SFR	\$14.94	206-670-027	SFR	\$14.94	206-700-009	CONDO	\$7.46
206-660-026	SFR	\$14.94	206-670-028	SFR	\$14.94	206-700-010	CONDO	\$7.46
206-660-027	SFR	\$14.94	206-670-029	SFR	\$14.94	206-700-011	CONDO	\$7.46
206-660-028	SFR	\$14.94	206-670-030	SFR	\$14.94	206-700-012	CONDO	\$7.46
206-660-029	SFR	\$14.94	206-670-031	SFR	\$14.94	206-700-013	CONDO	\$7.46
206-660-030	SFR	\$14.94	206-670-032	SFR	\$14.94	206-700-014	CONDO	\$7.46
206-660-031	SFR	\$14.94	206-670-033	SFR	\$14.94	206-700-015	CONDO	\$7.46
206-660-032	SFR	\$14.94	206-670-034	SFR	\$14.94	206-700-016	CONDO	\$7.46
206-660-033	SFR	\$14.94	206-670-035	SFR	\$14.94	206-700-017	CONDO	\$7.46
206-660-034	SFR	\$14.94	206-670-036	SFR	\$14.94	206-700-018	CONDO	\$7.46
206-660-035	SFR	\$14.94	206-670-037	SFR	\$14.94	206-700-019	CONDO	\$7.46
206-660-036	SFR	\$14.94	206-670-038	SFR	\$14.94	206-700-020	CONDO	\$7.46
206-660-037	SFR	\$14.94	206-670-039	SFR	\$14.94	206-700-021	CONDO	\$7.46
206-660-038	SFR	\$14.94	206-670-040	SFR	\$14.94	206-700-022	CONDO	\$7.46
206-660-039	SFR	\$14.94	206-670-041	SFR	\$14.94	206-700-023	CONDO	\$7.46
206-660-040	SFR	\$14.94	206-670-042	SFR	\$14.94	206-700-024	CONDO	\$7.46
206-660-041	SFR	\$14.94	206-670-043	SFR	\$14.94	206-700-025	CONDO	\$7.46
206-660-042	SFR	\$14.94	206-670-044	SFR	\$14.94	206-700-026	CONDO	\$7.46
206-660-043	SFR	\$14.94	206-670-045	SFR	\$14.94	206-700-027	CONDO	\$7.46



Assessor's Parcel Number	Property Class	FY18-19 Service Charge	Assessor's Parcel Number	Property Class	FY18-19 Service Charge	Assessor's Parcel Number	Property Class	FY18-19 Service Charge
206-700-028	CONDO	\$7.46	206-700-080	CONDO	\$7.46	206-710-005	SFR	\$14.94
206-700-029	CONDO	\$7.46	206-700-081	CONDO	\$7.46	206-710-006	SFR	\$14.94
206-700-030	CONDO	\$7.46	206-700-082	CONDO	\$7.46	206-710-007	SFR	\$14.94
206-700-031	CONDO	\$7.46	206-700-083	CONDO	\$7.46	206-710-008	SFR	\$14.94
206-700-032	CONDO	\$7.46	206-700-084	CONDO	\$7.46	206-710-009	SFR	\$14.94
206-700-033	CONDO	\$7.46	206-700-085	CONDO	\$7.46	206-710-010	SFR	\$14.94
206-700-034	CONDO	\$7.46	206-700-086	CONDO	\$7.46	206-710-011	SFR	\$14.94
206-700-035	CONDO	\$7.46	206-700-087	CONDO	\$7.46	206-710-012	SFR	\$14.94
206-700-036	CONDO	\$7.46	206-700-088	CONDO	\$7.46	206-710-013	SFR	\$14.94
206-700-037	CONDO	\$7.46	206-700-089	CONDO	\$7.46	206-710-014	SFR	\$14.94
206-700-038	CONDO	\$7.46	206-700-090	CONDO	\$7.46	206-710-015	SFR	\$14.94
206-700-039	CONDO	\$7.46	206-700-091	CONDO	\$7.46	206-710-016	SFR	\$14.94
206-700-040	CONDO	\$7.46	206-700-092	CONDO	\$7.46	206-710-017	SFR	\$14.94
206-700-041	CONDO	\$7.46	206-700-093	CONDO	\$7.46	206-710-018	SFR	\$14.94
206-700-042	CONDO	\$7.46	206-700-094	CONDO	\$7.46	206-710-019	SFR	\$14.94
206-700-043	CONDO	\$7.46	206-700-095	CONDO	\$7.46	206-710-020	SFR	\$14.94
206-700-044	CONDO	\$7.46	206-700-096	CONDO	\$7.46	206-710-021	SFR	\$14.94
206-700-045	CONDO	\$7.46	206-700-097	CONDO	\$7.46	206-710-022	SFR	\$14.94
206-700-046	CONDO	\$7.46	206-700-098	CONDO	\$7.46	206-710-023	SFR	\$14.94
206-700-047	CONDO	\$7.46	206-700-099	CONDO	\$7.46	206-710-024	SFR	\$14.94
206-700-048	CONDO	\$7.46	206-700-100	CONDO	\$7.46	206-710-025	SFR	\$14.94
206-700-049	CONDO	\$7.46	206-700-101	CONDO	\$7.46	206-710-026	SFR	\$14.94
206-700-050	CONDO	\$7.46	206-700-102	CONDO	\$7.46	206-710-027	SFR	\$14.94
206-700-051	CONDO	\$7.46	206-700-103	CONDO	\$7.46	206-710-028	SFR	\$14.94
206-700-052	CONDO	\$7.46	206-700-104	CONDO	\$7.46	206-710-029	SFR	\$14.94
206-700-053	CONDO	\$7.46	206-700-105	CONDO	\$7.46	206-710-030	SFR	\$14.94
206-700-054	CONDO	\$7.46	206-700-106	CONDO	\$7.46	206-710-031	SFR	\$14.94
206-700-055	CONDO	\$7.46	206-700-107	CONDO	\$7.46	206-710-032	SFR	\$14.94
206-700-056	CONDO	\$7.46	206-700-108	CONDO	\$7.46	206-710-033	SFR	\$14.94
206-700-057	CONDO	\$7.46	206-700-109	CONDO	\$7.46	206-710-034	SFR	\$14.94
206-700-058	CONDO	\$7.46	206-700-110	CONDO	\$7.46	206-710-035	SFR	\$14.94
206-700-059	CONDO	\$7.46	206-700-111	CONDO	\$7.46	206-710-036	SFR	\$14.94
206-700-060	CONDO	\$7.46	206-700-112	CONDO	\$7.46	206-710-037	SFR	\$14.94
206-700-061	CONDO	\$7.46	206-700-113	CONDO	\$7.46	206-710-038	SFR	\$14.94
206-700-062	CONDO	\$7.46	206-700-114	CONDO	\$7.46	206-710-039	SFR	\$14.94
206-700-063	CONDO	\$7.46	206-700-115	CONDO	\$7.46	206-710-040	SFR	\$14.94
206-700-064	CONDO	\$7.46	206-700-116	CONDO	\$7.46	206-710-041	SFR	\$14.94
206-700-065	CONDO	\$7.46	206-700-117	CONDO	\$7.46	206-710-042	SFR	\$14.94
206-700-066	CONDO	\$7.46	206-700-118	CONDO	\$7.46	206-710-043	SFR	\$14.94
206-700-067	CONDO	\$7.46	206-700-119	CONDO	\$7.46	206-710-044	SFR	\$14.94
206-700-068	CONDO	\$7.46	206-700-120	CONDO	\$7.46	206-710-045	SFR	\$14.94
206-700-069	CONDO	\$7.46	206-700-121	CONDO	\$7.46	206-710-046	SFR	\$14.94
206-700-070	CONDO	\$7.46	206-700-122	CONDO	\$7.46	206-710-047	SFR	\$14.94
206-700-071	CONDO	\$7.46	206-700-123	CONDO	\$7.46	206-710-048	SFR	\$14.94
206-700-072	CONDO	\$7.46	206-700-124	CONDO	\$7.46	206-710-049	SFR	\$14.94
206-700-073	CONDO	\$7.46	206-700-125	CONDO	\$7.46	206-710-050	SFR	\$14.94
206-700-074	CONDO	\$7.46	206-700-126	CONDO	\$7.46	206-710-051	SFR	\$14.94
206-700-075	CONDO	\$7.46	206-700-127	CONDO	\$7.46	206-710-052	SFR	\$14.94
206-700-076	CONDO	\$7.46	206-710-001	SFR	\$14.94	206-710-053	SFR	\$14.94
206-700-077	CONDO	\$7.46	206-710-002	SFR	\$14.94	206-710-054	SFR	\$14.94
206-700-078	CONDO	\$7.46	206-710-003	SFR	\$14.94	206-710-055	SFR	\$14.94
206-700-079	CONDO	\$7.46	206-710-004	SFR	\$14.94	206-710-056	SFR	\$14.94

Assessor's Parcel Number	Property Class	FY18-19 Service Charge	Assessor's Parcel Number	Property Class	FY18-19 Service Charge	Assessor's Parcel Number	Property Class	FY18-19 Service Charge
206-710-057	SFR	\$1 4.94	206-720-049	SFR	\$1 4.94	206-730-023	SFR	\$1 4.94
206-710-058	SFR	\$1 4.94	206-720-050	SFR	\$1 4.94	206-730-024	SFR	\$1 4.94
206-710-059	SFR	\$1 4.94	206-720-051	SFR	\$1 4.94	206-730-025	SFR	\$1 4.94
206-710-060	SFR	\$1 4.94	206-720-052	SFR	\$1 4.94	206-730-026	SFR	\$1 4.94
206-720-001	SFR	\$1 4.94	206-720-053	SFR	\$1 4.94	206-730-030	SFR	\$1 4.94
206-720-002	SFR	\$1 4.94	206-720-054	SFR	\$1 4.94	206-730-031	SFR	\$1 4.94
206-720-003	SFR	\$1 4.94	206-720-055	SFR	\$1 4.94	206-730-032	SFR	\$1 4.94
206-720-004	SFR	\$1 4.94	206-720-056	SFR	\$1 4.94	206-730-033	SFR	\$1 4.94
206-720-005	SFR	\$1 4.94	206-720-057	SFR	\$1 4.94	206-730-034	SFR	\$1 4.94
206-720-006	SFR	\$1 4.94	206-720-058	SFR	\$1 4.94	206-730-035	SFR	\$1 4.94
206-720-007	SFR	\$1 4.94	206-720-059	SFR	\$1 4.94	206-730-036	SFR	\$1 4.94
206-720-008	SFR	\$1 4.94	206-720-060	SFR	\$1 4.94	206-730-037	SFR	\$1 4.94
206-720-009	SFR	\$1 4.94	206-720-061	SFR	\$1 4.94	206-730-038	SFR	\$1 4.94
206-720-010	SFR	\$1 4.94	206-720-062	SFR	\$1 4.94	206-730-039	SFR	\$1 4.94
206-720-011	SFR	\$1 4.94	206-720-063	SFR	\$1 4.94	206-730-040	SFR	\$1 4.94
206-720-012	SFR	\$1 4.94	206-720-064	SFR	\$1 4.94	206-730-041	SFR	\$1 4.94
206-720-013	SFR	\$1 4.94	206-720-065	SFR	\$1 4.94	206-730-042	SFR	\$1 4.94
206-720-014	SFR	\$1 4.94	206-720-066	SFR	\$1 4.94	206-730-043	SFR	\$1 4.94
206-720-015	SFR	\$1 4.94	206-720-067	SFR	\$1 4.94	206-730-044	SFR	\$1 4.94
206-720-016	SFR	\$1 4.94	206-720-068	SFR	\$1 4.94	206-730-045	SFR	\$1 4.94
206-720-017	SFR	\$1 4.94	206-720-069	SFR	\$1 4.94	206-730-046	SFR	\$1 4.94
206-720-018	SFR	\$1 4.94	206-720-070	SFR	\$1 4.94	206-730-047	SFR	\$1 4.94
206-720-019	SFR	\$1 4.94	206-720-071	SFR	\$1 4.94	206-730-048	SFR	\$1 4.94
206-720-020	SFR	\$1 4.94	206-720-072	SFR	\$1 4.94	206-730-049	SFR	\$1 4.94
206-720-021	SFR	\$1 4.94	206-720-073	SFR	\$1 4.94	206-730-050	SFR	\$1 4.94
206-720-022	SFR	\$1 4.94	206-720-074	SFR	\$1 4.94	206-730-051	SFR	\$1 4.94
206-720-023	SFR	\$1 4.94	206-720-075	SFR	\$1 4.94	206-730-052	SFR	\$1 4.94
206-720-024	SFR	\$1 4.94	206-720-076	SFR	\$1 4.94	206-740-001	SFR	\$1 4.94
206-720-025	SFR	\$1 4.94	206-720-077	SFR	\$1 4.94	206-740-002	SFR	\$1 4.94
206-720-026	SFR	\$1 4.94	206-720-078	SFR	\$1 4.94	206-740-003	SFR	\$1 4.94
206-720-027	SFR	\$1 4.94	206-730-001	SFR	\$1 4.94	206-740-004	SFR	\$1 4.94
206-720-028	SFR	\$1 4.94	206-730-002	SFR	\$1 4.94	206-740-005	SFR	\$1 4.94
206-720-029	SFR	\$1 4.94	206-730-003	SFR	\$1 4.94	206-740-006	SFR	\$1 4.94
206-720-030	SFR	\$1 4.94	206-730-004	SFR	\$1 4.94	206-740-007	SFR	\$1 4.94
206-720-031	SFR	\$1 4.94	206-730-005	SFR	\$1 4.94	206-740-008	SFR	\$1 4.94
206-720-032	SFR	\$1 4.94	206-730-006	SFR	\$1 4.94	206-740-009	SFR	\$1 4.94
206-720-033	SFR	\$1 4.94	206-730-007	SFR	\$1 4.94	206-740-010	SFR	\$1 4.94
206-720-034	SFR	\$1 4.94	206-730-008	SFR	\$1 4.94	206-740-011	SFR	\$1 4.94
206-720-035	SFR	\$1 4.94	206-730-009	SFR	\$1 4.94	206-740-012	SFR	\$1 4.94
206-720-036	SFR	\$1 4.94	206-730-010	SFR	\$1 4.94	206-740-013	SFR	\$1 4.94
206-720-037	SFR	\$1 4.94	206-730-011	SFR	\$1 4.94	206-740-014	SFR	\$1 4.94
206-720-038	SFR	\$1 4.94	206-730-012	SFR	\$1 4.94	206-740-015	SFR	\$1 4.94
206-720-039	SFR	\$1 4.94	206-730-013	SFR	\$1 4.94	206-740-016	SFR	\$1 4.94
206-720-040	SFR	\$1 4.94	206-730-014	SFR	\$1 4.94	206-740-017	SFR	\$1 4.94
206-720-041	SFR	\$1 4.94	206-730-015	SFR	\$1 4.94	206-740-018	SFR	\$1 4.94
206-720-042	SFR	\$1 4.94	206-730-016	SFR	\$1 4.94	206-740-019	SFR	\$1 4.94
206-720-043	SFR	\$1 4.94	206-730-017	SFR	\$1 4.94	206-740-020	SFR	\$1 4.94
206-720-044	SFR	\$1 4.94	206-730-018	SFR	\$1 4.94	206-740-021	SFR	\$1 4.94
206-720-045	SFR	\$1 4.94	206-730-019	SFR	\$1 4.94	206-740-022	SFR	\$1 4.94
206-720-046	SFR	\$1 4.94	206-730-020	SFR	\$1 4.94	206-740-023	SFR	\$1 4.94
206-720-047	SFR	\$1 4.94	206-730-021	SFR	\$1 4.94	206-740-024	SFR	\$1 4.94
206-720-048	SFR	\$1 4.94	206-730-022	SFR	\$1 4.94	206-740-025	SFR	\$1 4.94

Assessor's Parcel Number	Property Class	FY18-19 Service Charge	Assessor's Parcel Number	Property Class	FY18-19 Service Charge	Assessor's Parcel Number	Property Class	FY18-19 Service Charge
206-740-026	SFR	\$14.94	206-750-049	SFR	\$14.94	206-760-011	SFR	\$14.94
206-740-027	SFR	\$14.94	206-750-050	SFR	\$14.94	206-760-012	SFR	\$14.94
206-740-028	SFR	\$14.94	206-750-051	SFR	\$14.94	206-760-013	SFR	\$14.94
206-740-029	SFR	\$14.94	206-750-052	SFR	\$14.94	206-760-014	VSFR	\$7.46
206-750-001	SFR	\$14.94	206-750-053	SFR	\$14.94	206-760-015	SFR	\$14.94
206-750-002	SFR	\$14.94	206-750-054	SFR	\$14.94	206-760-016	SFR	\$14.94
206-750-003	SFR	\$14.94	206-750-055	SFR	\$14.94	206-760-017	SFR	\$14.94
206-750-004	SFR	\$14.94	206-750-056	SFR	\$14.94	206-760-018	VSFR	\$7.46
206-750-005	SFR	\$14.94	206-750-057	SFR	\$14.94	206-760-019	SFR	\$14.94
206-750-006	SFR	\$14.94	206-750-058	SFR	\$14.94	206-760-020	SFR	\$14.94
206-750-007	SFR	\$14.94	206-750-059	SFR	\$14.94	206-760-021	VSFR	\$7.46
206-750-008	SFR	\$14.94	206-750-060	SFR	\$14.94	206-770-001	SFR	\$14.94
206-750-009	SFR	\$14.94	206-750-061	SFR	\$14.94	206-770-002	SFR	\$14.94
206-750-010	SFR	\$14.94	206-750-062	SFR	\$14.94	206-770-003	SFR	\$14.94
206-750-011	SFR	\$14.94	206-750-063	SFR	\$14.94	206-770-004	SFR	\$14.94
206-750-012	SFR	\$14.94	206-750-064	SFR	\$14.94	206-770-005	VSFR	\$7.46
206-750-013	SFR	\$14.94	206-750-065	SFR	\$14.94	206-770-006	VSFR	\$7.46
206-750-014	SFR	\$14.94	206-750-066	SFR	\$14.94	206-770-007	VSFR	\$7.46
206-750-015	SFR	\$14.94	206-750-067	SFR	\$14.94	206-770-008	SFR	\$14.94
206-750-016	SFR	\$14.94	206-750-068	SFR	\$14.94	206-770-009	VSFR	\$7.46
206-750-017	SFR	\$14.94	206-750-069	SFR	\$14.94	206-770-010	SFR	\$14.94
206-750-018	SFR	\$14.94	206-750-070	SFR	\$14.94	206-770-011	VSFR	\$7.46
206-750-019	SFR	\$14.94	206-750-071	SFR	\$14.94	206-770-012	SFR	\$14.94
206-750-020	SFR	\$14.94	206-750-072	SFR	\$14.94	206-770-013	SFR	\$14.94
206-750-021	SFR	\$14.94	206-750-073	SFR	\$14.94	206-770-014	VSFR	\$7.46
206-750-022	SFR	\$14.94	206-750-074	SFR	\$14.94	206-770-015	SFR	\$14.94
206-750-023	SFR	\$14.94	206-750-075	SFR	\$14.94	206-770-016	SFR	\$14.94
206-750-024	SFR	\$14.94	206-750-076	SFR	\$14.94	206-770-017	SFR	\$14.94
206-750-025	SFR	\$14.94	206-750-077	SFR	\$14.94	206-770-018	SFR	\$14.94
206-750-026	SFR	\$14.94	206-750-078	SFR	\$14.94	206-770-019	VSFR	\$7.46
206-750-027	SFR	\$14.94	206-750-079	SFR	\$14.94	206-770-020	SFR	\$14.94
206-750-028	SFR	\$14.94	206-750-080	SFR	\$14.94	206-770-021	SFR	\$14.94
206-750-029	SFR	\$14.94	206-750-081	SFR	\$14.94	206-770-022	VSFR	\$7.46
206-750-030	SFR	\$14.94	206-750-082	SFR	\$14.94	206-770-023	SFR	\$14.94
206-750-031	SFR	\$14.94	206-750-083	SFR	\$14.94	206-770-024	VSFR	\$7.46
206-750-032	SFR	\$14.94	206-750-084	SFR	\$14.94	206-770-025	SFR	\$14.94
206-750-033	SFR	\$14.94	206-750-085	SFR	\$14.94	206-770-026	VSFR	\$7.46
206-750-034	SFR	\$14.94	206-750-086	SFR	\$14.94	206-770-027	SFR	\$14.94
206-750-035	SFR	\$14.94	206-750-087	SFR	\$14.94	206-780-001	VSFR	\$7.46
206-750-036	SFR	\$14.94	206-750-088	SFR	\$14.94	206-780-002	VSFR	\$7.46
206-750-037	SFR	\$14.94	206-750-089	SFR	\$14.94	206-780-003	VSFR	\$7.46
206-750-038	SFR	\$14.94	206-750-090	SFR	\$14.94	206-780-004	VSFR	\$7.46
206-750-039	SFR	\$14.94	206-760-001	SFR	\$14.94	206-780-005	VSFR	\$7.46
206-750-040	SFR	\$14.94	206-760-002	SFR	\$14.94	206-780-006	VSFR	\$7.46
206-750-041	SFR	\$14.94	206-760-003	SFR	\$14.94	206-780-007	VSFR	\$7.46
206-750-042	SFR	\$14.94	206-760-004	SFR	\$14.94	206-780-008	VSFR	\$7.46
206-750-043	SFR	\$14.94	206-760-005	SFR	\$14.94	206-780-009	VSFR	\$7.46
206-750-044	SFR	\$14.94	206-760-006	VSFR	\$7.46	206-780-010	VSFR	\$7.46
206-750-045	SFR	\$14.94	206-760-007	SFR	\$14.94	206-780-011	VSFR	\$7.46
206-750-046	SFR	\$14.94	206-760-008	SFR	\$14.94	206-780-012	VSFR	\$7.46
206-750-047	SFR	\$14.94	206-760-009	SFR	\$14.94	206-780-013	VSFR	\$7.46
206-750-048	SFR	\$14.94	206-760-010	VSFR	\$7.46	206-780-014	VSFR	\$7.46

Assessor's Parcel Number	Property Class	FY18-19 Service Charge	Assessor's Parcel Number	Property Class	FY18-19 Service Charge	Assessor's Parcel Number	Property Class	FY18-19 Service Charge
206-780-015	VSFR	\$7.46	206-800-020	SFR	\$14.94	206-810-005	SFR	\$14.94
206-780-016	VSFR	\$7.46	206-800-021	SFR	\$14.94	206-810-006	SFR	\$14.94
206-780-017	VSFR	\$7.46	206-800-022	SFR	\$14.94	206-810-007	SFR	\$14.94
206-780-018	VSFR	\$7.46	206-800-023	SFR	\$14.94	206-810-008	SFR	\$14.94
206-790-001	VSFR	\$7.46	206-800-024	SFR	\$14.94	206-810-009	SFR	\$14.94
206-790-002	VSFR	\$7.46	206-800-025	SFR	\$14.94	206-810-010	SFR	\$14.94
206-790-003	VSFR	\$7.46	206-800-026	SFR	\$14.94	206-810-011	SFR	\$14.94
206-790-004	VSFR	\$7.46	206-800-027	SFR	\$14.94	206-810-012	SFR	\$14.94
206-790-005	VSFR	\$7.46	206-800-028	SFR	\$14.94	206-810-013	SFR	\$14.94
206-790-006	VSFR	\$7.46	206-800-029	SFR	\$14.94	206-810-014	SFR	\$14.94
206-790-007	VSFR	\$7.46	206-800-030	SFR	\$14.94	206-810-015	SFR	\$14.94
206-790-008	VSFR	\$7.46	206-800-031	SFR	\$14.94	206-810-016	SFR	\$14.94
206-790-009	VSFR	\$7.46	206-800-032	SFR	\$14.94	206-810-017	SFR	\$14.94
206-790-010	VSFR	\$7.46	206-800-033	SFR	\$14.94	206-810-018	SFR	\$14.94
206-790-011	VSFR	\$7.46	206-800-034	SFR	\$14.94	206-810-019	SFR	\$14.94
206-790-012	SFR	\$14.94	206-800-035	SFR	\$14.94	206-810-020	SFR	\$14.94
206-790-013	SFR	\$14.94	206-800-036	SFR	\$14.94	206-810-021	SFR	\$14.94
206-790-014	SFR	\$14.94	206-800-037	SFR	\$14.94	206-810-022	SFR	\$14.94
206-790-015	VSFR	\$7.46	206-800-038	SFR	\$14.94	206-810-023	SFR	\$14.94
206-790-016	VSFR	\$7.46	206-800-039	SFR	\$14.94	206-810-024	SFR	\$14.94
206-790-017	VSFR	\$7.46	206-800-040	SFR	\$14.94	206-810-025	SFR	\$14.94
206-790-018	VSFR	\$7.46	206-800-041	SFR	\$14.94	206-810-026	SFR	\$14.94
206-790-019	VSFR	\$7.46	206-800-042	SFR	\$14.94	206-810-027	SFR	\$14.94
206-790-020	VSFR	\$7.46	206-800-043	SFR	\$14.94	206-810-028	SFR	\$14.94
206-790-021	VSFR	\$7.46	206-800-044	SFR	\$14.94	206-810-029	SFR	\$14.94
206-790-022	VSFR	\$7.46	206-800-045	SFR	\$14.94	206-810-030	SFR	\$14.94
206-790-023	VSFR	\$7.46	206-800-046	VSFR	\$7.46	206-810-031	SFR	\$14.94
206-790-024	VSFR	\$7.46	206-800-047	VSFR	\$7.46	206-820-001	SFR	\$14.94
206-790-025	VSFR	\$7.46	206-800-048	VSFR	\$7.46	206-820-002	SFR	\$14.94
206-790-026	VSFR	\$7.46	206-800-049	VSFR	\$7.46	206-820-003	SFR	\$14.94
206-790-027	VSFR	\$7.46	206-800-050	VSFR	\$7.46	206-820-004	SFR	\$14.94
206-790-028	VSFR	\$7.46	206-800-051	SFR	\$14.94	206-820-005	SFR	\$14.94
206-790-029	VSFR	\$7.46	206-800-052	SFR	\$14.94	206-820-006	SFR	\$14.94
206-800-001	VSFR	\$7.46	206-800-053	SFR	\$14.94	206-820-007	SFR	\$14.94
206-800-002	VSFR	\$7.46	206-800-054	VSFR	\$7.46	206-820-008	SFR	\$14.94
206-800-003	SFR	\$14.94	206-800-055	VSFR	\$7.46	206-820-009	SFR	\$14.94
206-800-004	SFR	\$14.94	206-800-056	VSFR	\$7.46	206-820-010	SFR	\$14.94
206-800-005	SFR	\$14.94	206-800-057	SFR	\$14.94	206-820-011	SFR	\$14.94
206-800-006	SFR	\$14.94	206-800-058	SFR	\$14.94	206-820-012	SFR	\$14.94
206-800-007	SFR	\$14.94	206-800-059	SFR	\$14.94	206-820-013	SFR	\$14.94
206-800-008	SFR	\$14.94	206-800-060	SFR	\$14.94	206-820-014	SFR	\$14.94
206-800-009	SFR	\$14.94	206-800-061	SFR	\$14.94	206-820-015	SFR	\$14.94
206-800-010	SFR	\$14.94	206-800-062	SFR	\$14.94	206-820-016	SFR	\$14.94
206-800-011	SFR	\$14.94	206-800-063	SFR	\$14.94	206-820-017	VSFR	\$7.46
206-800-012	SFR	\$14.94	206-800-064	SFR	\$14.94	206-820-018	SFR	\$14.94
206-800-013	SFR	\$14.94	206-800-065	SFR	\$14.94	206-820-019	SFR	\$14.94
206-800-014	SFR	\$14.94	206-800-066	SFR	\$14.94	206-820-020	SFR	\$14.94
206-800-015	SFR	\$14.94	206-800-067	SFR	\$14.94	206-820-021	VSFR	\$7.46
206-800-016	SFR	\$14.94	206-810-001	SFR	\$14.94	206-820-022	VSFR	\$7.46
206-800-017	SFR	\$14.94	206-810-002	SFR	\$14.94	206-820-023	VSFR	\$7.46
206-800-018	SFR	\$14.94	206-810-003	SFR	\$14.94	206-820-024	VSFR	\$7.46
206-800-019	SFR	\$14.94	206-810-004	SFR	\$14.94	206-820-025	VSFR	\$7.46

Assessor's Parcel Number	Property Class	FY18-19 Service Charge	Assessor's Parcel Number	Property Class	FY18-19 Service Charge	Assessor's Parcel Number	Property Class	FY18-19 Service Charge
206-820-026	SFR	\$14.94	211-240-013	SFR	\$14.94	211-280-005	SFR	\$14.94
206-820-027	VSFR	\$7.46	211-240-014	SFR	\$14.94	211-280-006	SFR	\$14.94
206-820-028	VSFR	\$7.46	211-240-015	SFR	\$14.94	211-280-007	SFR	\$14.94
206-820-029	VSFR	\$7.46	211-240-016	SFR	\$14.94	211-280-008	SFR	\$14.94
206-820-030	VSFR	\$7.46	211-250-001	SFR	\$14.94	211-280-009	SFR	\$14.94
206-820-031	VSFR	\$7.46	211-250-002	SFR	\$14.94	211-280-010	SFR	\$14.94
206-820-032	VSFR	\$7.46	211-250-003	SFR	\$14.94	211-280-011	SFR	\$14.94
206-820-033	VSFR	\$7.46	211-250-004	SFR	\$14.94	211-280-012	SFR	\$14.94
206-820-034	VSFR	\$7.46	211-250-005	SFR	\$14.94	211-280-013	SFR	\$14.94
206-820-035	VSFR	\$7.46	211-250-006	SFR	\$14.94	211-280-014	SFR	\$14.94
206-820-036	VSFR	\$7.46	211-250-007	SFR	\$14.94	211-280-015	SFR	\$14.94
206-820-037	VSFR	\$7.46	211-250-008	SFR	\$14.94	211-280-016	SFR	\$14.94
206-820-038	VSFR	\$7.46	211-250-009	SFR	\$14.94	211-280-017	SFR	\$14.94
206-820-039	VSFR	\$7.46	211-250-010	SFR	\$14.94	211-280-018	SFR	\$14.94
206-820-040	VSFR	\$7.46	211-250-011	SFR	\$14.94	211-280-019	SFR	\$14.94
206-820-041	VSFR	\$7.46	211-250-016	SFR	\$14.94	211-280-020	SFR	\$14.94
206-820-042	VSFR	\$7.46	211-250-017	SFR	\$14.94	211-280-021	SFR	\$14.94
206-820-043	VSFR	\$7.46	211-250-018	SFR	\$14.94	211-280-022	SFR	\$14.94
206-820-044	VSFR	\$7.46	211-250-019	SFR	\$14.94	211-280-023	SFR	\$14.94
206-820-045	VSFR	\$7.46	211-260-001	SFR	\$14.94	211-280-024	SFR	\$14.94
206-820-046	VSFR	\$7.46	211-260-002	SFR	\$14.94	211-280-025	SFR	\$14.94
206-820-047	VSFR	\$7.46	211-260-003	SFR	\$14.94	211-280-026	SFR	\$14.94
206-820-048	VSFR	\$7.46	211-260-004	SFR	\$14.94	211-280-027	SFR	\$14.94
206-820-049	VSFR	\$7.46	211-260-005	SFR	\$14.94	211-280-028	SFR	\$14.94
206-820-050	VSFR	\$7.46	211-260-006	SFR	\$14.94	211-280-029	SFR	\$14.94
206-820-051	VSFR	\$7.46	211-260-007	SFR	\$14.94	211-280-030	SFR	\$14.94
206-820-052	VSFR	\$7.46	211-260-008	SFR	\$14.94	211-280-031	SFR	\$14.94
206-820-053	VSFR	\$7.46	211-260-009	SFR	\$14.94	211-280-032	SFR	\$14.94
206-820-054	VSFR	\$7.46	211-260-010	SFR	\$14.94	211-280-033	SFR	\$14.94
206-820-055	SFR	\$14.94	211-260-011	SFR	\$14.94	211-280-034	SFR	\$14.94
206-820-056	SFR	\$14.94	211-260-012	SFR	\$14.94	211-280-035	SFR	\$14.94
206-820-057	SFR	\$14.94	211-260-013	SFR	\$14.94	211-280-036	SFR	\$14.94
206-820-058	SFR	\$14.94	211-260-014	SFR	\$14.94	211-280-037	SFR	\$14.94
206-820-059	SFR	\$14.94	211-260-015	SFR	\$14.94	211-280-038	SFR	\$14.94
206-820-060	SFR	\$14.94	211-260-016	SFR	\$14.94	211-280-039	SFR	\$14.94
206-820-061	SFR	\$14.94	211-260-017	SFR	\$14.94	211-290-001	SFR	\$14.94
209-040-001	MISC	\$7.46	211-260-018	SFR	\$14.94	211-290-002	SFR	\$14.94
211-210-017	MISC	\$7.46	211-270-001	SFR	\$14.94	211-290-003	SFR	\$14.94
211-210-029	MISC	\$7.46	211-270-002	SFR	\$14.94	211-290-004	SFR	\$14.94
211-210-054	SFR	\$14.94	211-270-003	SFR	\$14.94	211-290-005	SFR	\$14.94
211-210-055	SFR	\$14.94	211-270-004	SFR	\$14.94	211-290-006	SFR	\$14.94
211-220-001	MISC	\$7.46	211-270-005	SFR	\$14.94	211-290-007	SFR	\$14.94
211-220-002	SFR	\$14.94	211-270-006	SFR	\$14.94	211-290-008	SFR	\$14.94
211-220-007	SFR	\$14.94	211-270-007	SFR	\$14.94	211-290-009	SFR	\$14.94
211-230-016	MISC	\$7.46	211-270-008	SFR	\$14.94	211-290-010	SFR	\$14.94
211-240-001	SFR	\$14.94	211-270-009	SFR	\$14.94	211-290-011	SFR	\$14.94
211-240-002	VSFR	\$7.46	211-270-010	SFR	\$14.94	211-290-012	SFR	\$14.94
211-240-008	SFR	\$14.94	211-270-011	SFR	\$14.94	211-290-013	SFR	\$14.94
211-240-009	SFR	\$14.94	211-280-001	SFR	\$14.94	211-290-014	SFR	\$14.94
211-240-010	SFR	\$14.94	211-280-002	SFR	\$14.94	211-290-015	SFR	\$14.94
211-240-011	SFR	\$14.94	211-280-003	SFR	\$14.94	211-290-016	SFR	\$14.94
211-240-012	SFR	\$14.94	211-280-004	SFR	\$14.94	211-290-017	SFR	\$14.94

Assessor's Parcel Number	Property Class	FY18-19 Service Charge	Assessor's Parcel Number	Property Class	FY18-19 Service Charge	Assessor's Parcel Number	Property Class	FY18-19 Service Charge
211-290-018	SFR	\$1 4.94	211-320-002	SFR	\$1 4.94	211-360-003	SFR	\$1 4.94
211-290-019	SFR	\$1 4.94	211-320-003	SFR	\$1 4.94	211-360-004	SFR	\$1 4.94
211-290-020	SFR	\$1 4.94	211-320-004	SFR	\$1 4.94	211-360-005	SFR	\$1 4.94
211-300-001	SFR	\$1 4.94	211-320-005	SFR	\$1 4.94	211-360-006	SFR	\$1 4.94
211-300-002	SFR	\$1 4.94	211-320-006	SFR	\$1 4.94	211-360-007	SFR	\$1 4.94
211-300-003	SFR	\$1 4.94	211-320-007	SFR	\$1 4.94	211-360-008	SFR	\$1 4.94
211-300-004	SFR	\$1 4.94	211-320-008	SFR	\$1 4.94	211-360-009	SFR	\$1 4.94
211-300-005	SFR	\$1 4.94	211-320-009	SFR	\$1 4.94	211-360-010	SFR	\$1 4.94
211-300-006	SFR	\$1 4.94	211-320-010	SFR	\$1 4.94	211-360-011	SFR	\$1 4.94
211-300-007	SFR	\$1 4.94	211-320-011	SFR	\$1 4.94	211-360-012	SFR	\$1 4.94
211-300-008	SFR	\$1 4.94	211-320-012	SFR	\$1 4.94	211-360-013	SFR	\$1 4.94
211-300-009	SFR	\$1 4.94	211-320-013	SFR	\$1 4.94	211-360-014	SFR	\$1 4.94
211-300-010	SFR	\$1 4.94	211-320-014	SFR	\$1 4.94	211-360-015	SFR	\$1 4.94
211-300-011	SFR	\$1 4.94	211-320-015	SFR	\$1 4.94	211-360-016	SFR	\$1 4.94
211-300-012	SFR	\$1 4.94	211-320-016	SFR	\$1 4.94	211-360-017	SFR	\$1 4.94
211-300-013	SFR	\$1 4.94	211-320-017	SFR	\$1 4.94	211-360-018	SFR	\$1 4.94
211-300-014	SFR	\$1 4.94	211-320-018	SFR	\$1 4.94	211-360-019	SFR	\$1 4.94
211-300-015	SFR	\$1 4.94	211-330-001	SFR	\$1 4.94	211-360-020	SFR	\$1 4.94
211-300-016	SFR	\$1 4.94	211-330-002	SFR	\$1 4.94	211-360-021	SFR	\$1 4.94
211-300-017	SFR	\$1 4.94	211-330-003	SFR	\$1 4.94	211-360-022	SFR	\$1 4.94
211-300-018	SFR	\$1 4.94	211-330-004	SFR	\$1 4.94	211-360-023	SFR	\$1 4.94
211-300-019	SFR	\$1 4.94	211-330-005	SFR	\$1 4.94	211-360-024	SFR	\$1 4.94
211-300-020	SFR	\$1 4.94	211-330-006	SFR	\$1 4.94	211-360-025	SFR	\$1 4.94
211-300-021	SFR	\$1 4.94	211-330-007	SFR	\$1 4.94	211-360-026	SFR	\$1 4.94
211-300-022	SFR	\$1 4.94	211-330-008	SFR	\$1 4.94	211-360-027	SFR	\$1 4.94
211-300-023	SFR	\$1 4.94	211-330-009	SFR	\$1 4.94	211-360-028	SFR	\$1 4.94
211-300-024	SFR	\$1 4.94	211-340-001	SFR	\$1 4.94	211-360-029	SFR	\$1 4.94
211-300-025	SFR	\$1 4.94	211-340-002	SFR	\$1 4.94	211-360-030	SFR	\$1 4.94
211-300-026	SFR	\$1 4.94	211-340-003	SFR	\$1 4.94	211-360-031	SFR	\$1 4.94
211-300-027	SFR	\$1 4.94	211-340-004	SFR	\$1 4.94	211-360-032	SFR	\$1 4.94
211-310-001	SFR	\$1 4.94	211-340-005	SFR	\$1 4.94	211-360-033	SFR	\$1 4.94
211-310-002	SFR	\$1 4.94	211-340-006	SFR	\$1 4.94	211-360-034	SFR	\$1 4.94
211-310-006	SFR	\$1 4.94	211-340-007	SFR	\$1 4.94	211-360-035	SFR	\$1 4.94
211-310-007	SFR	\$1 4.94	211-350-001	SFR	\$1 4.94	211-360-036	SFR	\$1 4.94
211-310-008	SFR	\$1 4.94	211-350-002	SFR	\$1 4.94	211-360-037	SFR	\$1 4.94
211-310-009	SFR	\$1 4.94	211-350-005	SFR	\$1 4.94	211-360-038	SFR	\$1 4.94
211-310-010	SFR	\$1 4.94	211-350-006	SFR	\$1 4.94	211-360-039	SFR	\$1 4.94
211-310-011	SFR	\$1 4.94	211-350-007	VSFR	\$7.46	211-360-040	SFR	\$1 4.94
211-310-012	SFR	\$1 4.94	211-350-008	SFR	\$1 4.94	211-360-041	SFR	\$1 4.94
211-310-013	SFR	\$1 4.94	211-350-009	SFR	\$1 4.94	211-360-042	SFR	\$1 4.94
211-310-014	SFR	\$1 4.94	211-350-010	SFR	\$1 4.94	211-360-043	SFR	\$1 4.94
211-310-015	SFR	\$1 4.94	211-350-011	SFR	\$1 4.94	211-370-001	SFR	\$1 4.94
211-310-016	SFR	\$1 4.94	211-350-012	SFR	\$1 4.94	211-370-002	SFR	\$1 4.94
211-310-017	SFR	\$1 4.94	211-350-013	SFR	\$1 4.94	211-370-003	SFR	\$1 4.94
211-310-018	SFR	\$1 4.94	211-350-014	SFR	\$1 4.94	211-370-004	SFR	\$1 4.94
211-310-019	SFR	\$1 4.94	211-350-015	SFR	\$1 4.94	211-370-005	SFR	\$1 4.94
211-310-020	SFR	\$1 4.94	211-350-016	SFR	\$1 4.94	211-370-006	SFR	\$1 4.94
211-310-021	SFR	\$1 4.94	211-350-017	SFR	\$1 4.94	211-370-007	SFR	\$1 4.94
211-310-026	SFR	\$1 4.94	211-350-026	SFR	\$1 4.94	211-370-008	SFR	\$1 4.94
211-310-027	SFR	\$1 4.94	211-350-027	SFR	\$1 4.94	211-370-009	SFR	\$1 4.94
211-310-028	SFR	\$1 4.94	211-360-001	SFR	\$1 4.94	211-370-010	SFR	\$1 4.94
211-320-001	SFR	\$1 4.94	211-360-002	SFR	\$1 4.94	211-370-011	SFR	\$1 4.94

Assessor's Parcel Number	Property Class	FY18-19 Service Charge	Assessor's Parcel Number	Property Class	FY18-19 Service Charge	Assessor's Parcel Number	Property Class	FY18-19 Service Charge
211-370-012	SFR	\$1 4.94	211-380-006	SFR	\$1 4.94	215-120-012	SFR	\$1 4.94
211-370-013	SFR	\$1 4.94	211-380-007	SFR	\$1 4.94	215-120-013	SFR	\$1 4.94
211-370-014	SFR	\$1 4.94	211-380-008	SFR	\$1 4.94	215-120-014	SFR	\$1 4.94
211-370-015	SFR	\$1 4.94	211-380-009	SFR	\$1 4.94	215-120-015	SFR	\$1 4.94
211-370-016	SFR	\$1 4.94	211-380-010	SFR	\$1 4.94	215-120-017	SFR	\$1 4.94
211-370-017	SFR	\$1 4.94	211-380-011	SFR	\$1 4.94	215-130-001	SFR	\$1 4.94
211-370-018	SFR	\$1 4.94	211-380-012	SFR	\$1 4.94	215-130-002	SFR	\$1 4.94
211-370-019	SFR	\$1 4.94	211-380-013	SFR	\$1 4.94	215-130-008	SFR	\$1 4.94
211-370-020	SFR	\$1 4.94	211-380-014	SFR	\$1 4.94	215-130-009	SFR	\$1 4.94
211-370-021	SFR	\$1 4.94	211-380-015	SFR	\$1 4.94	215-130-010	SFR	\$1 4.94
211-370-022	SFR	\$1 4.94	211-380-016	SFR	\$1 4.94	215-130-011	SFR	\$1 4.94
211-370-023	SFR	\$1 4.94	211-380-017	SFR	\$1 4.94	215-130-012	SFR	\$1 4.94
211-370-024	SFR	\$1 4.94	211-380-018	SFR	\$1 4.94	215-130-013	SFR	\$1 4.94
211-370-025	SFR	\$1 4.94	211-380-019	SFR	\$1 4.94	215-130-015	SFR	\$1 4.94
211-370-026	SFR	\$1 4.94	211-380-020	SFR	\$1 4.94	215-130-017	SFR	\$1 4.94
211-370-027	SFR	\$1 4.94	211-380-021	SFR	\$1 4.94	215-140-001	SFR	\$1 4.94
211-370-028	SFR	\$1 4.94	211-380-022	SFR	\$1 4.94	215-140-008	SFR	\$1 4.94
211-370-029	SFR	\$1 4.94	211-380-023	SFR	\$1 4.94	215-140-009	SFR	\$1 4.94
211-370-030	SFR	\$1 4.94	211-380-024	SFR	\$1 4.94	215-140-010	SFR	\$1 4.94
211-370-031	SFR	\$1 4.94	211-380-025	SFR	\$1 4.94	215-140-011	SFR	\$1 4.94
211-370-032	SFR	\$1 4.94	211-380-027	SFR	\$1 4.94	215-140-012	SFR	\$1 4.94
211-370-033	SFR	\$1 4.94	211-380-028	SFR	\$1 4.94	215-140-013	SFR	\$1 4.94
211-370-034	SFR	\$1 4.94	211-380-029	SFR	\$1 4.94	215-140-015	SFR	\$1 4.94
211-370-035	SFR	\$1 4.94	211-380-030	SFR	\$1 4.94	215-140-020	VSFR	\$7.46
211-370-036	SFR	\$1 4.94	211-380-031	SFR	\$1 4.94	215-150-001	SFR	\$1 4.94
211-370-037	SFR	\$1 4.94	211-380-032	SFR	\$1 4.94	215-150-002	SFR	\$1 4.94
211-370-038	SFR	\$1 4.94	211-380-033	SFR	\$1 4.94	215-150-003	SFR	\$1 4.94
211-370-039	SFR	\$1 4.94	211-380-034	SFR	\$1 4.94	215-150-004	SFR	\$1 4.94
211-370-040	SFR	\$1 4.94	211-380-035	SFR	\$1 4.94	215-150-005	SFR	\$1 4.94
211-370-041	SFR	\$1 4.94	211-380-036	SFR	\$1 4.94	215-150-006	SFR	\$1 4.94
211-370-042	SFR	\$1 4.94	211-380-037	SFR	\$1 4.94	215-150-007	SFR	\$1 4.94
211-370-043	SFR	\$1 4.94	211-380-038	SFR	\$1 4.94	215-160-001	SFR	\$1 4.94
211-370-044	SFR	\$1 4.94	211-380-039	SFR	\$1 4.94	215-160-002	VSFR	\$7.46
211-370-045	SFR	\$1 4.94	211-380-050	SFR	\$1 4.94	215-160-003	SFR	\$1 4.94
211-370-046	SFR	\$1 4.94	211-400-001	MISC	\$7.46	215-160-004	SFR	\$1 4.94
211-370-047	SFR	\$1 4.94	211-400-002	SFR	\$1 4.94	215-160-005	SFR	\$1 4.94
211-370-048	SFR	\$1 4.94	211-400-003	MISC	\$7.46	215-160-008	SFR	\$1 4.94
211-370-049	SFR	\$1 4.94	215-110-004	SFR	\$1 4.94	215-160-009	SFR	\$1 4.94
211-370-050	SFR	\$1 4.94	215-110-005	SFR	\$1 4.94	215-160-010	SFR	\$1 4.94
211-370-051	SFR	\$1 4.94	215-110-006	SFR	\$1 4.94	215-200-002	SFR	\$1 4.94
211-370-052	SFR	\$1 4.94	215-110-011	SFR	\$1 4.94	215-200-006	SFR	\$1 4.94
211-370-053	SFR	\$1 4.94	215-110-012	SFR	\$1 4.94	215-200-007	SFR	\$1 4.94
211-370-054	SFR	\$1 4.94	215-110-013	SFR	\$1 4.94	215-200-013	SFR	\$1 4.94
211-370-055	SFR	\$1 4.94	215-120-001	SFR	\$1 4.94	215-200-014	SFR	\$1 4.94
211-370-056	SFR	\$1 4.94	215-120-002	SFR	\$1 4.94	215-200-015	SFR	\$1 4.94
211-370-057	SFR	\$1 4.94	215-120-003	SFR	\$1 4.94	215-200-016	SFR	\$1 4.94
211-370-058	SFR	\$1 4.94	215-120-004	SFR	\$1 4.94	215-200-018	SFR	\$1 4.94
211-380-001	SFR	\$1 4.94	215-120-005	SFR	\$1 4.94	215-200-022	SFR	\$1 4.94
211-380-002	SFR	\$1 4.94	215-120-006	SFR	\$1 4.94	215-200-025	SFR	\$1 4.94
211-380-003	SFR	\$1 4.94	215-120-007	SFR	\$1 4.94	215-200-031	SFR	\$1 4.94
211-380-004	SFR	\$1 4.94	215-120-009	SFR	\$1 4.94	215-200-037	SFR	\$1 4.94
211-380-005	SFR	\$1 4.94	215-120-011	SFR	\$1 4.94	215-200-045	SFR	\$1 4.94

Assessor's Parcel Number	Property Class	FY18-19 Service Charge	Assessor's Parcel Number	Property Class	FY18-19 Service Charge	Assessor's Parcel Number	Property Class	FY18-19 Service Charge
215-200-047	SFR	\$1 4.94	220-110-004	SFR	\$1 4.94	220-140-012	SFR	\$1 4.94
215-200-048	SFR	\$1 4.94	220-110-007	SFR	\$1 4.94	220-140-013	SFR	\$1 4.94
215-200-049	SFR	\$1 4.94	220-110-008	SFR	\$1 4.94	220-140-014	SFR	\$1 4.94
215-200-050	SFR	\$1 4.94	220-110-009	SFR	\$1 4.94	220-140-015	SFR	\$1 4.94
215-200-051	SFR	\$1 4.94	220-110-010	SFR	\$1 4.94	220-140-016	SFR	\$1 4.94
215-200-052	SFR	\$1 4.94	220-110-011	SFR	\$1 4.94	220-140-017	SFR	\$1 4.94
215-200-053	SFR	\$1 4.94	220-110-012	SFR	\$1 4.94	220-140-018	SFR	\$1 4.94
215-200-054	SFR	\$1 4.94	220-110-013	SFR	\$1 4.94	220-140-019	SFR	\$1 4.94
215-200-055	SFR	\$1 4.94	220-110-014	SFR	\$1 4.94	220-140-020	SFR	\$1 4.94
215-200-056	SFR	\$1 4.94	220-110-015	SFR	\$1 4.94	220-140-021	SFR	\$1 4.94
215-200-057	SFR	\$1 4.94	220-110-016	SFR	\$1 4.94	220-140-022	SFR	\$1 4.94
215-200-058	SFR	\$1 4.94	220-110-017	SFR	\$1 4.94	220-140-023	SFR	\$1 4.94
215-200-059	SFR	\$1 4.94	220-110-018	SFR	\$1 4.94	220-140-024	SFR	\$1 4.94
215-200-060	SFR	\$1 4.94	220-110-019	SFR	\$1 4.94	220-140-025	SFR	\$1 4.94
215-200-061	SFR	\$1 4.94	220-110-020	SFR	\$1 4.94	220-140-029	SFR	\$1 4.94
215-200-062	SFR	\$1 4.94	220-110-021	SFR	\$1 4.94	220-140-030	SFR	\$1 4.94
215-200-063	SFR	\$1 4.94	220-110-022	SFR	\$1 4.94	220-140-032	COM	\$74.70
215-200-064	SFR	\$1 4.94	220-110-023	SFR	\$1 4.94	220-140-035	SFR	\$1 4.94
215-200-065	SFR	\$1 4.94	220-110-025	SFR	\$1 4.94	220-140-036	SFR	\$1 4.94
215-200-066	SFR	\$1 4.94	220-110-026	SFR	\$1 4.94	220-140-037	SFR	\$1 4.94
215-200-067	SFR	\$1 4.94	220-110-028	SFR	\$1 4.94	220-140-039	SFR	\$1 4.94
215-200-068	SFR	\$1 4.94	220-110-029	SFR	\$1 4.94	220-150-003	COM	\$74.70
215-200-069	SFR	\$1 4.94	220-110-031	SFR	\$1 4.94	220-160-001	SFR	\$1 4.94
215-200-070	SFR	\$1 4.94	220-110-032	SFR	\$1 4.94	220-160-002	SFR	\$1 4.94
215-200-072	SFR	\$1 4.94	220-110-037	SFR	\$1 4.94	220-160-003	SFR	\$1 4.94
215-200-074	SFR	\$1 4.94	220-110-038	SFR	\$1 4.94	220-160-004	SFR	\$1 4.94
215-200-075	SFR	\$1 4.94	220-110-040	SFR	\$1 4.94	220-160-007	SFR	\$1 4.94
215-200-076	SFR	\$1 4.94	220-110-041	SFR	\$1 4.94	220-160-008	SFR	\$1 4.94
215-210-001	SFR	\$1 4.94	220-110-043	SFR	\$1 4.94	220-160-009	SFR	\$1 4.94
215-210-002	SFR	\$1 4.94	220-130-002	SFR	\$1 4.94	220-160-013	SFR	\$1 4.94
215-210-003	SFR	\$1 4.94	220-130-003	SFR	\$1 4.94	220-160-014	SFR	\$1 4.94
215-210-005	SFR	\$1 4.94	220-130-004	SFR	\$1 4.94	220-160-015	SFR	\$1 4.94
215-210-006	SFR	\$1 4.94	220-130-005	SFR	\$1 4.94	220-160-016	SFR	\$1 4.94
215-210-007	SFR	\$1 4.94	220-130-006	SFR	\$1 4.94	220-170-001	SFR	\$1 4.94
215-210-008	SFR	\$1 4.94	220-130-007	SFR	\$1 4.94	220-170-002	SFR	\$1 4.94
215-210-020	SFR	\$1 4.94	220-130-008	SFR	\$1 4.94	220-170-003	SFR	\$1 4.94
220-060-020	VCOM	\$7.46	220-130-010	SFR	\$1 4.94	220-170-004	SFR	\$1 4.94
220-080-033	SFR	\$1 4.94	220-130-011	SFR	\$1 4.94	220-170-005	SFR	\$1 4.94
220-080-035	SFR	\$1 4.94	220-130-012	SFR	\$1 4.94	220-170-006	SFR	\$1 4.94
220-080-037	SFR	\$1 4.94	220-130-015	SFR	\$1 4.94	220-170-007	SFR	\$1 4.94
220-080-038	SFR	\$1 4.94	220-130-016	SFR	\$1 4.94	220-170-008	SFR	\$1 4.94
220-080-040	SFR	\$1 4.94	220-130-017	SFR	\$1 4.94	220-170-009	SFR	\$1 4.94
220-090-002	VSFR	\$7.46	220-140-001	SFR	\$1 4.94	220-170-010	SFR	\$1 4.94
220-090-003	VSFR	\$7.46	220-140-002	SFR	\$1 4.94	220-170-018	SFR	\$1 4.94
220-090-004	SFR	\$1 4.94	220-140-003	SFR	\$1 4.94	220-170-019	SFR	\$1 4.94
220-090-012	SFR	\$1 4.94	220-140-004	SFR	\$1 4.94	220-170-020	SFR	\$1 4.94
220-100-024	MISC	\$7.46	220-140-005	SFR	\$1 4.94	220-170-021	SFR	\$1 4.94
220-100-025	MISC	\$7.46	220-140-006	SFR	\$1 4.94	220-170-022	SFR	\$1 4.94
220-100-026	MISC	\$7.46	220-140-007	SFR	\$1 4.94	220-170-023	SFR	\$1 4.94
220-110-001	SFR	\$1 4.94	220-140-008	SFR	\$1 4.94	220-170-024	SFR	\$1 4.94
220-110-002	SFR	\$1 4.94	220-140-010	SFR	\$1 4.94	220-170-025	SFR	\$1 4.94
220-110-003	SFR	\$1 4.94	220-140-011	SFR	\$1 4.94	220-170-026	SFR	\$1 4.94



Assessor's Parcel Number	Property Class	FY18-19 Service Charge	Assessor's Parcel Number	Property Class	FY18-19 Service Charge	Assessor's Parcel Number	Property Class	FY18-19 Service Charge
220-170-027	SFR	\$1 4.94	220-190-027	SFR	\$1 4.94	220-210-038	SFR	\$1 4.94
220-170-028	SFR	\$1 4.94	220-190-028	SFR	\$1 4.94	220-210-039	SFR	\$1 4.94
220-170-029	SFR	\$1 4.94	220-190-029	SFR	\$1 4.94	220-210-041	SFR	\$1 4.94
220-170-030	SFR	\$1 4.94	220-190-030	SFR	\$1 4.94	220-210-042	SFR	\$1 4.94
220-170-031	SFR	\$1 4.94	220-190-035	SFR	\$1 4.94	220-220-001	SFR	\$1 4.94
220-170-032	SFR	\$1 4.94	220-190-037	SFR	\$1 4.94	220-220-002	SFR	\$1 4.94
220-170-033	SFR	\$1 4.94	220-190-038	SFR	\$1 4.94	220-220-004	SFR	\$1 4.94
220-170-034	SFR	\$1 4.94	220-190-041	SFR	\$1 4.94	220-220-005	SFR	\$1 4.94
220-170-035	SFR	\$1 4.94	220-190-043	SFR	\$1 4.94	220-220-006	SFR	\$1 4.94
220-170-038	SFR	\$1 4.94	220-190-045	SFR	\$1 4.94	220-220-008	SFR	\$1 4.94
220-170-039	SFR	\$1 4.94	220-190-046	SFR	\$1 4.94	220-220-013	SFR	\$1 4.94
220-170-043	SFR	\$1 4.94	220-190-047	SFR	\$1 4.94	220-220-014	SFR	\$1 4.94
220-170-044	SFR	\$1 4.94	220-190-048	SFR	\$1 4.94	220-220-015	SFR	\$1 4.94
220-170-045	SFR	\$1 4.94	220-200-001	SFR	\$1 4.94	220-220-019	SFR	\$1 4.94
220-170-046	SFR	\$1 4.94	220-200-002	SFR	\$1 4.94	220-220-020	SFR	\$1 4.94
220-170-047	SFR	\$1 4.94	220-200-003	SFR	\$1 4.94	220-220-021	SFR	\$1 4.94
220-170-048	SFR	\$1 4.94	220-200-004	SFR	\$1 4.94	220-220-022	SFR	\$1 4.94
220-170-049	SFR	\$1 4.94	220-200-006	SFR	\$1 4.94	220-220-023	SFR	\$1 4.94
220-170-050	SFR	\$1 4.94	220-200-007	SFR	\$1 4.94	220-220-024	SFR	\$1 4.94
220-170-051	SFR	\$1 4.94	220-200-008	SFR	\$1 4.94	220-220-025	SFR	\$1 4.94
220-170-053	SFR	\$1 4.94	220-200-009	SFR	\$1 4.94	220-220-026	SFR	\$1 4.94
220-170-054	SFR	\$1 4.94	220-200-010	SFR	\$1 4.94	220-220-027	SFR	\$1 4.94
220-170-055	SFR	\$1 4.94	220-200-011	SFR	\$1 4.94	220-220-028	SFR	\$1 4.94
220-170-057	SFR	\$1 4.94	220-200-012	SFR	\$1 4.94	220-220-029	SFR	\$1 4.94
220-180-001	SFR	\$1 4.94	220-200-013	SFR	\$1 4.94	220-220-030	SFR	\$1 4.94
220-180-003	SFR	\$1 4.94	220-210-001	SFR	\$1 4.94	220-220-035	SFR	\$1 4.94
220-180-004	VSFR	\$7.46	220-210-002	SFR	\$1 4.94	220-220-036	SFR	\$1 4.94
220-180-005	SFR	\$1 4.94	220-210-003	SFR	\$1 4.94	220-220-037	SFR	\$1 4.94
220-180-006	SFR	\$1 4.94	220-210-004	SFR	\$1 4.94	220-220-039	SFR	\$1 4.94
220-180-007	SFR	\$1 4.94	220-210-005	SFR	\$1 4.94	220-220-042	SFR	\$1 4.94
220-180-008	SFR	\$1 4.94	220-210-006	SFR	\$1 4.94	220-220-043	SFR	\$1 4.94
220-180-009	SFR	\$1 4.94	220-210-007	SFR	\$1 4.94	220-230-002	SFR	\$1 4.94
220-180-010	SFR	\$1 4.94	220-210-008	SFR	\$1 4.94	220-230-003	SFR	\$1 4.94
220-180-012	SFR	\$1 4.94	220-210-013	SFR	\$1 4.94	220-230-007	SFR	\$1 4.94
220-180-013	SFR	\$1 4.94	220-210-018	SFR	\$1 4.94	220-230-008	SFR	\$1 4.94
220-180-014	SFR	\$1 4.94	220-210-019	SFR	\$1 4.94	220-230-009	SFR	\$1 4.94
220-180-015	SFR	\$1 4.94	220-210-020	SFR	\$1 4.94	220-230-010	SFR	\$1 4.94
220-180-019	SFR	\$1 4.94	220-210-021	SFR	\$1 4.94	220-230-013	SFR	\$1 4.94
220-180-020	COM	\$74.70	220-210-022	SFR	\$1 4.94	220-230-016	SFR	\$1 4.94
220-180-021	COM	\$74.70	220-210-023	SFR	\$1 4.94	220-230-017	SFR	\$1 4.94
220-180-024	SFR	\$1 4.94	220-210-024	SFR	\$1 4.94	220-230-020	SFR	\$1 4.94
220-190-005	SFR	\$1 4.94	220-210-025	SFR	\$1 4.94	220-230-021	SFR	\$1 4.94
220-190-006	SFR	\$1 4.94	220-210-026	SFR	\$1 4.94	220-230-022	SFR	\$1 4.94
220-190-007	SFR	\$1 4.94	220-210-027	SFR	\$1 4.94	220-230-023	SFR	\$1 4.94
220-190-011	SFR	\$1 4.94	220-210-028	SFR	\$1 4.94	220-230-024	SFR	\$1 4.94
220-190-014	SFR	\$1 4.94	220-210-029	SFR	\$1 4.94	220-230-025	SFR	\$1 4.94
220-190-020	SFR	\$1 4.94	220-210-030	SFR	\$1 4.94	220-240-001	SFR	\$1 4.94
220-190-021	SFR	\$1 4.94	220-210-031	SFR	\$1 4.94	220-240-002	SFR	\$1 4.94
220-190-022	SFR	\$1 4.94	220-210-032	SFR	\$1 4.94	220-240-006	SFR	\$1 4.94
220-190-023	SFR	\$1 4.94	220-210-033	SFR	\$1 4.94	220-240-007	SFR	\$1 4.94
220-190-024	SFR	\$1 4.94	220-210-034	SFR	\$1 4.94	220-250-005	SFR	\$1 4.94
220-190-025	SFR	\$1 4.94	220-210-036	SFR	\$1 4.94	220-250-016	SFR	\$1 4.94

Assessor's Parcel Number	Property Class	FY18-19 Service Charge	Assessor's Parcel Number	Property Class	FY18-19 Service Charge	Assessor's Parcel Number	Property Class	FY18-19 Service Charge
220-250-017	COM	\$74.70	220-270-036	SFR	\$14.94	220-290-019	SFR	\$14.94
220-260-024	SFR	\$14.94	220-270-041	SFR	\$14.94	220-290-020	SFR	\$14.94
220-260-025	SFR	\$14.94	220-270-044	SFR	\$14.94	220-290-021	SFR	\$14.94
220-260-026	SFR	\$14.94	220-270-045	SFR	\$14.94	220-290-022	SFR	\$14.94
220-260-030	SFR	\$14.94	220-270-046	SFR	\$14.94	220-290-023	SFR	\$14.94
220-260-031	SFR	\$14.94	220-270-047	SFR	\$14.94	220-290-024	SFR	\$14.94
220-260-032	SFR	\$14.94	220-270-048	SFR	\$14.94	220-290-025	SFR	\$14.94
220-260-033	SFR	\$14.94	220-270-049	SFR	\$14.94	220-290-026	SFR	\$14.94
220-260-034	SFR	\$14.94	220-270-050	SFR	\$14.94	220-290-027	SFR	\$14.94
220-260-035	SFR	\$14.94	220-270-051	SFR	\$14.94	220-290-028	SFR	\$14.94
220-260-041	SFR	\$14.94	220-270-052	SFR	\$14.94	220-290-040	SFR	\$14.94
220-260-042	SFR	\$14.94	220-270-053	SFR	\$14.94	220-290-041	SFR	\$14.94
220-260-043	SFR	\$14.94	220-270-054	SFR	\$14.94	220-290-042	SFR	\$14.94
220-260-045	SFR	\$14.94	220-270-058	SFR	\$14.94	220-290-043	SFR	\$14.94
220-260-046	SFR	\$14.94	220-270-060	SFR	\$14.94	220-290-044	SFR	\$14.94
220-260-047	SFR	\$14.94	220-270-062	SFR	\$14.94	220-290-045	SFR	\$14.94
220-260-048	SFR	\$14.94	220-270-064	SFR	\$14.94	220-290-046	SFR	\$14.94
220-260-049	SFR	\$14.94	220-270-065	SFR	\$14.94	220-290-049	SFR	\$14.94
220-260-053	SFR	\$14.94	220-270-067	SFR	\$14.94	220-290-054	COM	\$74.70
220-260-054	SFR	\$14.94	220-270-069	SFR	\$14.94	220-310-001	SFR	\$14.94
220-260-055	SFR	\$14.94	220-270-071	SFR	\$14.94	220-310-002	SFR	\$14.94
220-260-056	SFR	\$14.94	220-270-073	SFR	\$14.94	220-310-003	SFR	\$14.94
220-260-057	SFR	\$14.94	220-270-074	SFR	\$14.94	220-310-004	SFR	\$14.94
220-260-058	SFR	\$14.94	220-270-075	SFR	\$14.94	220-310-006	SFR	\$14.94
220-260-067	SFR	\$14.94	220-280-011	SFR	\$14.94	220-310-007	SFR	\$14.94
220-260-068	SFR	\$14.94	220-280-012	SFR	\$14.94	220-310-008	SFR	\$14.94
220-260-069	SFR	\$14.94	220-280-013	SFR	\$14.94	220-310-009	SFR	\$14.94
220-260-070	SFR	\$14.94	220-280-014	SFR	\$14.94	220-310-010	SFR	\$14.94
220-260-073	SFR	\$14.94	220-280-015	SFR	\$14.94	220-310-011	SFR	\$14.94
220-260-074	SFR	\$14.94	220-280-020	SFR	\$14.94	220-310-012	SFR	\$14.94
220-260-075	SFR	\$14.94	220-280-021	SFR	\$14.94	220-310-013	SFR	\$14.94
220-260-076	SFR	\$14.94	220-280-022	SFR	\$14.94	220-310-014	COM	\$74.70
220-260-077	SFR	\$14.94	220-280-023	SFR	\$14.94	220-310-018	COM	\$74.70
220-260-078	SFR	\$14.94	220-280-024	SFR	\$14.94	220-320-001	SFR	\$14.94
220-260-079	SFR	\$14.94	220-280-025	SFR	\$14.94	220-320-002	SFR	\$14.94
220-260-080	SFR	\$14.94	220-280-031	COM	\$74.70	220-320-003	SFR	\$14.94
220-260-081	SFR	\$14.94	220-290-001	SFR	\$14.94	220-320-009	SFR	\$14.94
220-260-083	SFR	\$14.94	220-290-002	SFR	\$14.94	220-320-014	COM	\$74.70
220-260-084	SFR	\$14.94	220-290-003	SFR	\$14.94	220-320-018	SFR	\$14.94
220-260-085	SFR	\$14.94	220-290-006	SFR	\$14.94	220-320-019	SFR	\$14.94
220-270-008	SFR	\$14.94	220-290-007	SFR	\$14.94	220-320-023	SFR	\$14.94
220-270-009	SFR	\$14.94	220-290-008	SFR	\$14.94	220-320-024	SFR	\$14.94
220-270-020	SFR	\$14.94	220-290-009	SFR	\$14.94	220-320-025	SFR	\$14.94
220-270-025	SFR	\$14.94	220-290-010	SFR	\$14.94	220-330-012	SFR	\$14.94
220-270-026	SFR	\$14.94	220-290-011	SFR	\$14.94	220-330-023	SFR	\$14.94
220-270-027	SFR	\$14.94	220-290-012	SFR	\$14.94	220-330-024	SFR	\$14.94
220-270-029	SFR	\$14.94	220-290-013	SFR	\$14.94	220-341-001	SFR	\$14.94
220-270-030	SFR	\$14.94	220-290-014	SFR	\$14.94	220-341-002	SFR	\$14.94
220-270-032	SFR	\$14.94	220-290-015	SFR	\$14.94	220-341-003	SFR	\$14.94
220-270-033	SFR	\$14.94	220-290-016	SFR	\$14.94	220-341-004	SFR	\$14.94
220-270-034	SFR	\$14.94	220-290-017	SFR	\$14.94	220-341-005	SFR	\$14.94
220-270-035	SFR	\$14.94	220-290-018	SFR	\$14.94	220-341-006	SFR	\$14.94

Assessor's Parcel Number	Property Class	FY18-19 Service Charge	Assessor's Parcel Number	Property Class	FY18-19 Service Charge	Assessor's Parcel Number	Property Class	FY18-19 Service Charge
220-341-007	SFR	\$1 4.94	220-343-033	SFR	\$1 4.94	220-371-001	SFR	\$1 4.94
220-341-008	SFR	\$1 4.94	220-343-034	SFR	\$1 4.94	220-371-002	SFR	\$1 4.94
220-341-009	SFR	\$1 4.94	220-343-035	SFR	\$1 4.94	220-371-003	SFR	\$1 4.94
220-341-010	SFR	\$1 4.94	220-343-036	SFR	\$1 4.94	220-371-004	SFR	\$1 4.94
220-341-011	SFR	\$1 4.94	220-343-037	SFR	\$1 4.94	220-371-005	SFR	\$1 4.94
220-341-012	SFR	\$1 4.94	220-343-038	SFR	\$1 4.94	220-371-006	SFR	\$1 4.94
220-341-013	SFR	\$1 4.94	220-343-039	SFR	\$1 4.94	220-371-007	SFR	\$1 4.94
220-341-014	SFR	\$1 4.94	220-343-040	SFR	\$1 4.94	220-371-008	SFR	\$1 4.94
220-341-015	SFR	\$1 4.94	220-343-041	SFR	\$1 4.94	220-371-009	SFR	\$1 4.94
220-341-016	SFR	\$1 4.94	220-343-042	SFR	\$1 4.94	220-371-010	SFR	\$1 4.94
220-341-017	SFR	\$1 4.94	220-343-043	SFR	\$1 4.94	220-371-011	SFR	\$1 4.94
220-342-001	SFR	\$1 4.94	220-343-044	SFR	\$1 4.94	220-371-012	SFR	\$1 4.94
220-342-002	SFR	\$1 4.94	220-343-045	SFR	\$1 4.94	220-371-013	SFR	\$1 4.94
220-342-003	SFR	\$1 4.94	220-343-046	SFR	\$1 4.94	220-371-014	SFR	\$1 4.94
220-342-004	SFR	\$1 4.94	220-343-047	SFR	\$1 4.94	220-371-015	SFR	\$1 4.94
220-342-005	SFR	\$1 4.94	220-343-048	SFR	\$1 4.94	220-371-016	SFR	\$1 4.94
220-342-006	SFR	\$1 4.94	220-343-049	SFR	\$1 4.94	220-371-017	SFR	\$1 4.94
220-342-007	SFR	\$1 4.94	220-343-050	SFR	\$1 4.94	220-371-018	SFR	\$1 4.94
220-342-008	SFR	\$1 4.94	220-343-051	SFR	\$1 4.94	220-371-019	SFR	\$1 4.94
220-342-009	SFR	\$1 4.94	220-351-002	SFR	\$1 4.94	220-371-020	SFR	\$1 4.94
220-343-001	SFR	\$1 4.94	220-351-003	SFR	\$1 4.94	220-371-021	SFR	\$1 4.94
220-343-002	SFR	\$1 4.94	220-351-004	SFR	\$1 4.94	220-371-022	SFR	\$1 4.94
220-343-003	SFR	\$1 4.94	220-351-005	SFR	\$1 4.94	220-371-023	SFR	\$1 4.94
220-343-004	SFR	\$1 4.94	220-351-015	SFR	\$1 4.94	220-371-024	SFR	\$1 4.94
220-343-005	SFR	\$1 4.94	220-351-016	SFR	\$1 4.94	220-371-025	SFR	\$1 4.94
220-343-006	SFR	\$1 4.94	220-351-020	SFR	\$1 4.94	220-371-026	SFR	\$1 4.94
220-343-007	SFR	\$1 4.94	220-351-021	SFR	\$1 4.94	220-371-027	SFR	\$1 4.94
220-343-008	SFR	\$1 4.94	220-351-025	COM	\$74.70	220-371-028	SFR	\$1 4.94
220-343-009	SFR	\$1 4.94	220-361-001	SFR	\$1 4.94	220-371-029	SFR	\$1 4.94
220-343-010	SFR	\$1 4.94	220-361-002	SFR	\$1 4.94	220-371-030	SFR	\$1 4.94
220-343-011	SFR	\$1 4.94	220-361-003	SFR	\$1 4.94	220-371-031	SFR	\$1 4.94
220-343-012	SFR	\$1 4.94	220-361-004	SFR	\$1 4.94	220-371-032	SFR	\$1 4.94
220-343-013	SFR	\$1 4.94	220-361-005	SFR	\$1 4.94	220-371-033	SFR	\$1 4.94
220-343-014	SFR	\$1 4.94	220-361-006	SFR	\$1 4.94	220-371-034	SFR	\$1 4.94
220-343-015	SFR	\$1 4.94	220-361-007	SFR	\$1 4.94	220-371-035	SFR	\$1 4.94
220-343-016	SFR	\$1 4.94	220-361-008	SFR	\$1 4.94	220-371-036	SFR	\$1 4.94
220-343-017	SFR	\$1 4.94	220-361-009	SFR	\$1 4.94	220-371-037	SFR	\$1 4.94
220-343-018	SFR	\$1 4.94	220-361-010	SFR	\$1 4.94	220-371-038	SFR	\$1 4.94
220-343-019	SFR	\$1 4.94	220-361-011	SFR	\$1 4.94	220-371-039	SFR	\$1 4.94
220-343-020	SFR	\$1 4.94	220-361-012	SFR	\$1 4.94	220-371-040	SFR	\$1 4.94
220-343-021	SFR	\$1 4.94	220-361-013	SFR	\$1 4.94	220-371-041	SFR	\$1 4.94
220-343-022	SFR	\$1 4.94	220-361-014	SFR	\$1 4.94	220-371-042	SFR	\$1 4.94
220-343-023	SFR	\$1 4.94	220-361-015	SFR	\$1 4.94	220-371-043	SFR	\$1 4.94
220-343-024	SFR	\$1 4.94	220-361-016	SFR	\$1 4.94	220-371-044	SFR	\$1 4.94
220-343-025	SFR	\$1 4.94	220-361-017	SFR	\$1 4.94	220-371-045	SFR	\$1 4.94
220-343-026	SFR	\$1 4.94	220-361-018	SFR	\$1 4.94	220-371-046	SFR	\$1 4.94
220-343-027	SFR	\$1 4.94	220-361-019	SFR	\$1 4.94	220-371-047	SFR	\$1 4.94
220-343-028	SFR	\$1 4.94	220-361-020	SFR	\$1 4.94	220-371-048	SFR	\$1 4.94
220-343-029	SFR	\$1 4.94	220-361-021	SFR	\$1 4.94	220-371-049	SFR	\$1 4.94
220-343-030	SFR	\$1 4.94	220-361-023	SFR	\$1 4.94	220-371-050	SFR	\$1 4.94
220-343-031	SFR	\$1 4.94	220-361-034	SFR	\$1 4.94	220-371-051	SFR	\$1 4.94
220-343-032	SFR	\$1 4.94	220-361-035	SFR	\$1 4.94	220-371-052	SFR	\$1 4.94

Assessor's Parcel Number	Property Class	FY18-19 Service Charge	Assessor's Parcel Number	Property Class	FY18-19 Service Charge	Assessor's Parcel Number	Property Class	FY18-19 Service Charge
220-371-053	SFR	\$1 4.94	220-383-006	SFR	\$1 4.94	220-391-041	SFR	\$1 4.94
220-371-054	SFR	\$1 4.94	220-383-007	SFR	\$1 4.94	220-391-042	SFR	\$1 4.94
220-371-055	SFR	\$1 4.94	220-383-008	SFR	\$1 4.94	220-391-043	SFR	\$1 4.94
220-371-056	SFR	\$1 4.94	220-383-009	SFR	\$1 4.94	220-391-045	SFR	\$1 4.94
220-371-057	SFR	\$1 4.94	220-383-010	SFR	\$1 4.94	220-391-046	SFR	\$1 4.94
220-371-058	SFR	\$1 4.94	220-383-011	SFR	\$1 4.94	220-391-047	SFR	\$1 4.94
220-371-059	SFR	\$1 4.94	220-383-012	SFR	\$1 4.94	220-391-048	SFR	\$1 4.94
220-371-060	SFR	\$1 4.94	220-383-013	SFR	\$1 4.94	220-391-049	SFR	\$1 4.94
220-371-061	SFR	\$1 4.94	220-383-014	SFR	\$1 4.94	220-391-050	SFR	\$1 4.94
220-372-001	SFR	\$1 4.94	220-383-015	SFR	\$1 4.94	220-391-051	SFR	\$1 4.94
220-372-002	SFR	\$1 4.94	220-383-016	SFR	\$1 4.94	220-391-052	SFR	\$1 4.94
220-372-003	SFR	\$1 4.94	220-383-017	SFR	\$1 4.94	220-401-001	SFR	\$1 4.94
220-372-004	SFR	\$1 4.94	220-383-018	SFR	\$1 4.94	220-401-002	SFR	\$1 4.94
220-372-005	SFR	\$1 4.94	220-383-019	SFR	\$1 4.94	220-401-003	SFR	\$1 4.94
220-372-006	SFR	\$1 4.94	220-383-020	SFR	\$1 4.94	220-401-004	SFR	\$1 4.94
220-372-007	SFR	\$1 4.94	220-383-021	SFR	\$1 4.94	220-401-005	SFR	\$1 4.94
220-372-008	SFR	\$1 4.94	220-383-022	SFR	\$1 4.94	220-401-006	SFR	\$1 4.94
220-372-009	SFR	\$1 4.94	220-383-023	SFR	\$1 4.94	220-401-007	SFR	\$1 4.94
220-372-010	SFR	\$1 4.94	220-383-024	SFR	\$1 4.94	220-401-008	SFR	\$1 4.94
220-372-011	SFR	\$1 4.94	220-383-025	SFR	\$1 4.94	220-401-009	SFR	\$1 4.94
220-372-012	SFR	\$1 4.94	220-391-008	SFR	\$1 4.94	220-401-010	SFR	\$1 4.94
220-372-013	SFR	\$1 4.94	220-391-009	SFR	\$1 4.94	220-401-011	SFR	\$1 4.94
220-372-014	SFR	\$1 4.94	220-391-010	SFR	\$1 4.94	220-401-012	SFR	\$1 4.94
220-372-015	SFR	\$1 4.94	220-391-011	SFR	\$1 4.94	220-401-013	SFR	\$1 4.94
220-372-017	SFR	\$1 4.94	220-391-012	SFR	\$1 4.94	220-401-014	SFR	\$1 4.94
220-381-002	SFR	\$1 4.94	220-391-013	SFR	\$1 4.94	220-401-015	SFR	\$1 4.94
220-381-003	SFR	\$1 4.94	220-391-014	SFR	\$1 4.94	220-401-016	SFR	\$1 4.94
220-381-004	SFR	\$1 4.94	220-391-015	SFR	\$1 4.94	220-401-017	SFR	\$1 4.94
220-381-005	SFR	\$1 4.94	220-391-016	SFR	\$1 4.94	220-401-018	SFR	\$1 4.94
220-381-006	SFR	\$1 4.94	220-391-018	SFR	\$1 4.94	220-401-019	SFR	\$1 4.94
220-381-007	SFR	\$1 4.94	220-391-019	SFR	\$1 4.94	220-401-020	SFR	\$1 4.94
220-381-008	SFR	\$1 4.94	220-391-020	SFR	\$1 4.94	220-401-021	SFR	\$1 4.94
220-381-009	SFR	\$1 4.94	220-391-021	SFR	\$1 4.94	220-401-022	SFR	\$1 4.94
220-381-010	SFR	\$1 4.94	220-391-022	SFR	\$1 4.94	220-401-023	SFR	\$1 4.94
220-381-011	SFR	\$1 4.94	220-391-023	SFR	\$1 4.94	220-401-024	SFR	\$1 4.94
220-381-012	SFR	\$1 4.94	220-391-024	SFR	\$1 4.94	220-401-025	SFR	\$1 4.94
220-381-013	SFR	\$1 4.94	220-391-025	SFR	\$1 4.94	220-411-002	SFR	\$1 4.94
220-381-014	SFR	\$1 4.94	220-391-026	SFR	\$1 4.94	220-411-003	SFR	\$1 4.94
220-381-015	SFR	\$1 4.94	220-391-027	SFR	\$1 4.94	220-411-004	SFR	\$1 4.94
220-381-016	SFR	\$1 4.94	220-391-028	SFR	\$1 4.94	220-411-005	SFR	\$1 4.94
220-381-017	SFR	\$1 4.94	220-391-029	SFR	\$1 4.94	220-411-006	SFR	\$1 4.94
220-381-018	SFR	\$1 4.94	220-391-030	SFR	\$1 4.94	220-411-007	SFR	\$1 4.94
220-381-019	SFR	\$1 4.94	220-391-031	SFR	\$1 4.94	220-411-008	SFR	\$1 4.94
220-381-021	SFR	\$1 4.94	220-391-032	SFR	\$1 4.94	220-411-009	SFR	\$1 4.94
220-382-001	SFR	\$1 4.94	220-391-033	SFR	\$1 4.94	220-411-010	SFR	\$1 4.94
220-382-002	SFR	\$1 4.94	220-391-034	SFR	\$1 4.94	220-411-011	SFR	\$1 4.94
220-382-003	SFR	\$1 4.94	220-391-035	SFR	\$1 4.94	220-411-012	SFR	\$1 4.94
220-383-001	SFR	\$1 4.94	220-391-036	SFR	\$1 4.94	220-411-013	SFR	\$1 4.94
220-383-002	SFR	\$1 4.94	220-391-037	SFR	\$1 4.94	220-411-015	SFR	\$1 4.94
220-383-003	SFR	\$1 4.94	220-391-038	SFR	\$1 4.94	220-411-016	SFR	\$1 4.94
220-383-004	SFR	\$1 4.94	220-391-039	SFR	\$1 4.94	220-411-017	SFR	\$1 4.94
220-383-005	SFR	\$1 4.94	220-391-040	SFR	\$1 4.94	220-411-018	SFR	\$1 4.94

Assessor's Parcel Number	Property Class	FY18-19 Service Charge	Assessor's Parcel Number	Property Class	FY18-19 Service Charge	Assessor's Parcel Number	Property Class	FY18-19 Service Charge
220-411-019	SFR	\$14.94	220-440-015	SFR	\$14.94	220-450-040	SFR	\$14.94
220-411-023	SFR	\$14.94	220-440-016	SFR	\$14.94	220-450-041	SFR	\$14.94
220-411-025	SFR	\$14.94	220-440-017	SFR	\$14.94	220-450-042	SFR	\$14.94
220-421-001	SFR	\$14.94	220-440-018	SFR	\$14.94	220-450-043	SFR	\$14.94
220-421-002	SFR	\$14.94	220-440-019	SFR	\$14.94	220-450-044	SFR	\$14.94
220-421-003	SFR	\$14.94	220-440-020	SFR	\$14.94	220-450-045	SFR	\$14.94
220-421-004	SFR	\$14.94	220-440-023	SFR	\$14.94	220-450-046	SFR	\$14.94
220-421-005	SFR	\$14.94	220-440-024	SFR	\$14.94	220-450-047	SFR	\$14.94
220-421-006	SFR	\$14.94	220-440-025	SFR	\$14.94	220-450-048	SFR	\$14.94
220-421-007	SFR	\$14.94	220-440-026	SFR	\$14.94	220-450-049	SFR	\$14.94
220-421-008	SFR	\$14.94	220-440-027	SFR	\$14.94	220-450-050	SFR	\$14.94
220-421-009	SFR	\$14.94	220-440-030	SFR	\$14.94	220-450-051	SFR	\$14.94
220-421-010	SFR	\$14.94	220-440-031	SFR	\$14.94	220-460-028	SFR	\$14.94
220-421-011	SFR	\$14.94	220-440-032	SFR	\$14.94	220-460-029	SFR	\$14.94
220-421-012	SFR	\$14.94	220-440-033	SFR	\$14.94	220-460-030	SFR	\$14.94
220-421-013	SFR	\$14.94	220-440-034	SFR	\$14.94	220-460-031	SFR	\$14.94
220-421-014	SFR	\$14.94	220-440-035	SFR	\$14.94	220-460-032	SFR	\$14.94
220-421-015	SFR	\$14.94	220-440-036	SFR	\$14.94	220-460-033	SFR	\$14.94
220-421-016	SFR	\$14.94	220-440-038	SFR	\$14.94	220-460-034	SFR	\$14.94
220-421-017	SFR	\$14.94	220-440-039	SFR	\$14.94	220-460-035	SFR	\$14.94
220-421-018	SFR	\$14.94	220-440-040	SFR	\$14.94	220-460-036	SFR	\$14.94
220-421-019	SFR	\$14.94	220-440-041	SFR	\$14.94	220-460-037	SFR	\$14.94
220-421-020	SFR	\$14.94	220-450-010	SFR	\$14.94	220-460-038	SFR	\$14.94
220-421-021	SFR	\$14.94	220-450-011	SFR	\$14.94	220-460-039	SFR	\$14.94
220-421-022	SFR	\$14.94	220-450-012	SFR	\$14.94	220-460-040	SFR	\$14.94
220-421-023	SFR	\$14.94	220-450-013	SFR	\$14.94	220-460-041	SFR	\$14.94
220-421-024	SFR	\$14.94	220-450-014	SFR	\$14.94	220-460-042	SFR	\$14.94
220-421-025	SFR	\$14.94	220-450-015	SFR	\$14.94	220-460-043	SFR	\$14.94
220-421-026	SFR	\$14.94	220-450-016	SFR	\$14.94	220-460-044	SFR	\$14.94
220-421-027	SFR	\$14.94	220-450-017	SFR	\$14.94	220-460-045	SFR	\$14.94
220-421-028	SFR	\$14.94	220-450-018	SFR	\$14.94	220-460-046	SFR	\$14.94
220-421-029	SFR	\$14.94	220-450-019	SFR	\$14.94	220-460-047	SFR	\$14.94
220-421-030	SFR	\$14.94	220-450-020	SFR	\$14.94	220-460-048	SFR	\$14.94
220-421-031	SFR	\$14.94	220-450-021	SFR	\$14.94	220-460-049	SFR	\$14.94
220-421-032	SFR	\$14.94	220-450-022	SFR	\$14.94	220-460-050	SFR	\$14.94
220-421-033	SFR	\$14.94	220-450-023	SFR	\$14.94	220-460-051	SFR	\$14.94
220-421-034	SFR	\$14.94	220-450-024	SFR	\$14.94	220-460-052	SFR	\$14.94
220-421-035	SFR	\$14.94	220-450-025	SFR	\$14.94	220-460-053	SFR	\$14.94
220-421-036	SFR	\$14.94	220-450-026	SFR	\$14.94	220-460-054	SFR	\$14.94
220-421-037	SFR	\$14.94	220-450-027	SFR	\$14.94	220-460-055	SFR	\$14.94
220-421-038	SFR	\$14.94	220-450-028	SFR	\$14.94	220-460-056	SFR	\$14.94
220-421-039	SFR	\$14.94	220-450-029	SFR	\$14.94	220-460-057	SFR	\$14.94
220-421-040	SFR	\$14.94	220-450-030	SFR	\$14.94	220-460-058	SFR	\$14.94
220-421-041	SFR	\$14.94	220-450-031	SFR	\$14.94	220-460-059	SFR	\$14.94
220-431-007	COM	\$74.70	220-450-032	SFR	\$14.94	220-460-060	SFR	\$14.94
220-431-010	COM	\$74.70	220-450-033	SFR	\$14.94	220-460-061	SFR	\$14.94
220-431-011	COM	\$74.70	220-450-034	SFR	\$14.94	220-460-062	SFR	\$14.94
220-440-010	SFR	\$14.94	220-450-035	SFR	\$14.94	220-460-063	SFR	\$14.94
220-440-011	SFR	\$14.94	220-450-036	SFR	\$14.94	220-460-064	SFR	\$14.94
220-440-012	SFR	\$14.94	220-450-037	SFR	\$14.94	220-460-065	SFR	\$14.94
220-440-013	SFR	\$14.94	220-450-038	SFR	\$14.94	220-460-066	SFR	\$14.94
220-440-014	SFR	\$14.94	220-450-039	SFR	\$14.94	220-481-008	COM	\$74.70

Assessor's Parcel Number	Property Class	FY18-19 Service Charge	Assessor's Parcel Number	Property Class	FY18-19 Service Charge	Assessor's Parcel Number	Property Class	FY18-19 Service Charge
220-481-032	COM	\$74.70	220-501-010	SFR	\$14.94	220-521-026	SFR	\$14.94
220-491-001	SFR	\$14.94	220-501-011	SFR	\$14.94	220-521-027	SFR	\$14.94
220-491-002	SFR	\$14.94	220-501-012	SFR	\$14.94	220-521-029	SFR	\$14.94
220-491-003	SFR	\$14.94	220-501-013	SFR	\$14.94	220-521-030	SFR	\$14.94
220-491-004	SFR	\$14.94	220-501-014	SFR	\$14.94	220-521-031	SFR	\$14.94
220-491-005	SFR	\$14.94	220-501-015	SFR	\$14.94	220-531-001	SFR	\$14.94
220-491-006	SFR	\$14.94	220-501-016	SFR	\$14.94	220-531-002	SFR	\$14.94
220-491-007	SFR	\$14.94	220-501-017	SFR	\$14.94	220-531-003	SFR	\$14.94
220-491-008	SFR	\$14.94	220-501-018	SFR	\$14.94	220-531-004	SFR	\$14.94
220-491-009	SFR	\$14.94	220-501-019	SFR	\$14.94	220-531-005	SFR	\$14.94
220-491-010	SFR	\$14.94	220-501-020	SFR	\$14.94	220-531-006	SFR	\$14.94
220-491-011	SFR	\$14.94	220-501-021	SFR	\$14.94	220-531-007	SFR	\$14.94
220-491-012	SFR	\$14.94	220-501-022	SFR	\$14.94	220-531-008	SFR	\$14.94
220-491-013	SFR	\$14.94	220-501-023	SFR	\$14.94	220-531-009	SFR	\$14.94
220-491-015	SFR	\$14.94	220-501-024	SFR	\$14.94	220-531-010	SFR	\$14.94
220-491-016	SFR	\$14.94	220-501-026	SFR	\$14.94	220-531-015	SFR	\$14.94
220-491-017	SFR	\$14.94	220-501-027	SFR	\$14.94	220-531-016	SFR	\$14.94
220-491-018	SFR	\$14.94	220-511-001	SFR	\$14.94	220-531-017	SFR	\$14.94
220-491-019	SFR	\$14.94	220-511-002	SFR	\$14.94	220-531-020	SFR	\$14.94
220-491-020	SFR	\$14.94	220-511-003	SFR	\$14.94	220-531-021	SFR	\$14.94
220-491-021	SFR	\$14.94	220-511-004	SFR	\$14.94	220-531-023	SFR	\$14.94
220-491-022	SFR	\$14.94	220-511-005	SFR	\$14.94	220-531-024	SFR	\$14.94
220-491-023	SFR	\$14.94	220-511-006	SFR	\$14.94	220-541-001	SFR	\$14.94
220-491-025	SFR	\$14.94	220-511-007	SFR	\$14.94	220-541-002	SFR	\$14.94
220-491-026	SFR	\$14.94	220-511-011	SFR	\$14.94	220-541-003	SFR	\$14.94
220-491-027	SFR	\$14.94	220-511-012	SFR	\$14.94	220-541-004	SFR	\$14.94
220-491-028	SFR	\$14.94	220-511-013	SFR	\$14.94	220-541-005	SFR	\$14.94
220-491-029	SFR	\$14.94	220-511-014	SFR	\$14.94	220-541-006	SFR	\$14.94
220-491-030	SFR	\$14.94	220-511-015	SFR	\$14.94	220-541-007	SFR	\$14.94
220-491-031	SFR	\$14.94	220-511-016	SFR	\$14.94	220-541-008	SFR	\$14.94
220-491-032	SFR	\$14.94	220-511-017	SFR	\$14.94	220-541-009	SFR	\$14.94
220-491-033	SFR	\$14.94	220-511-018	SFR	\$14.94	220-541-010	SFR	\$14.94
220-491-034	SFR	\$14.94	220-511-019	SFR	\$14.94	220-541-011	SFR	\$14.94
220-491-035	SFR	\$14.94	220-511-021	SFR	\$14.94	220-541-012	SFR	\$14.94
220-491-036	SFR	\$14.94	220-511-022	SFR	\$14.94	220-541-013	SFR	\$14.94
220-491-037	SFR	\$14.94	220-511-023	SFR	\$14.94	220-541-014	SFR	\$14.94
220-491-038	SFR	\$14.94	220-521-001	SFR	\$14.94	220-541-015	SFR	\$14.94
220-491-039	SFR	\$14.94	220-521-002	SFR	\$14.94	220-541-016	SFR	\$14.94
220-491-040	SFR	\$14.94	220-521-003	SFR	\$14.94	220-541-017	SFR	\$14.94
220-491-041	SFR	\$14.94	220-521-004	SFR	\$14.94	220-541-018	SFR	\$14.94
220-491-042	SFR	\$14.94	220-521-005	SFR	\$14.94	220-541-019	SFR	\$14.94
220-491-043	SFR	\$14.94	220-521-012	SFR	\$14.94	220-541-020	SFR	\$14.94
220-491-046	SFR	\$14.94	220-521-013	SFR	\$14.94	220-541-021	SFR	\$14.94
220-491-047	SFR	\$14.94	220-521-014	SFR	\$14.94	220-541-024	SFR	\$14.94
220-491-048	SFR	\$14.94	220-521-017	SFR	\$14.94	220-551-001	SFR	\$14.94
220-501-001	SFR	\$14.94	220-521-018	SFR	\$14.94	220-551-002	SFR	\$14.94
220-501-002	SFR	\$14.94	220-521-019	SFR	\$14.94	220-551-003	SFR	\$14.94
220-501-003	SFR	\$14.94	220-521-020	SFR	\$14.94	220-551-004	SFR	\$14.94
220-501-004	SFR	\$14.94	220-521-021	SFR	\$14.94	220-551-005	SFR	\$14.94
220-501-005	SFR	\$14.94	220-521-023	SFR	\$14.94	220-551-006	SFR	\$14.94
220-501-006	SFR	\$14.94	220-521-024	SFR	\$14.94	220-551-007	SFR	\$14.94
220-501-007	SFR	\$14.94	220-521-025	SFR	\$14.94	220-551-008	SFR	\$14.94

Assessor's Parcel Number	Property Class	FY18-19 Service Charge	Assessor's Parcel Number	Property Class	FY18-19 Service Charge	Assessor's Parcel Number	Property Class	FY18-19 Service Charge
220-551-011	SFR	\$1 4.94	220-580-007	SFR	\$1 4.94	220-610-006	SFR	\$1 4.94
220-551-012	SFR	\$1 4.94	220-580-008	SFR	\$1 4.94	220-610-007	SFR	\$1 4.94
220-551-013	SFR	\$1 4.94	220-580-009	SFR	\$1 4.94	220-610-008	SFR	\$1 4.94
220-551-014	SFR	\$1 4.94	220-580-010	SFR	\$1 4.94	220-610-009	SFR	\$1 4.94
220-551-015	SFR	\$1 4.94	220-580-011	SFR	\$1 4.94	220-610-010	SFR	\$1 4.94
220-551-016	SFR	\$1 4.94	220-580-012	SFR	\$1 4.94	220-610-011	SFR	\$1 4.94
220-551-017	SFR	\$1 4.94	220-580-013	CONDO	\$7.46	220-610-013	SFR	\$1 4.94
220-551-018	SFR	\$1 4.94	220-580-014	CONDO	\$7.46	220-610-014	SFR	\$1 4.94
220-551-019	SFR	\$1 4.94	220-580-015	CONDO	\$7.46	220-610-015	SFR	\$1 4.94
220-551-020	SFR	\$1 4.94	220-580-016	CONDO	\$7.46	220-610-016	SFR	\$1 4.94
220-551-021	SFR	\$1 4.94	220-580-017	CONDO	\$7.46	220-610-017	SFR	\$1 4.94
220-551-024	SFR	\$1 4.94	220-580-018	CONDO	\$7.46	220-610-018	SFR	\$1 4.94
220-551-025	VSFR	\$7.46	220-580-019	CONDO	\$7.46	220-610-019	SFR	\$1 4.94
220-561-001	SFR	\$1 4.94	220-580-020	CONDO	\$7.46	220-610-020	SFR	\$1 4.94
220-561-002	SFR	\$1 4.94	220-580-021	CONDO	\$7.46	220-610-021	SFR	\$1 4.94
220-561-003	SFR	\$1 4.94	220-580-022	CONDO	\$7.46	220-610-022	SFR	\$1 4.94
220-561-004	SFR	\$1 4.94	220-580-023	CONDO	\$7.46	220-610-023	SFR	\$1 4.94
220-561-005	SFR	\$1 4.94	220-580-024	CONDO	\$7.46	220-610-024	SFR	\$1 4.94
220-561-006	SFR	\$1 4.94	220-580-025	CONDO	\$7.46	220-610-025	SFR	\$1 4.94
220-561-007	SFR	\$1 4.94	220-580-026	CONDO	\$7.46	220-620-001	SFR	\$1 4.94
220-561-008	SFR	\$1 4.94	220-580-027	CONDO	\$7.46	220-620-002	SFR	\$1 4.94
220-561-009	SFR	\$1 4.94	220-580-028	CONDO	\$7.46	220-620-003	SFR	\$1 4.94
220-561-010	SFR	\$1 4.94	220-580-029	CONDO	\$7.46	220-620-004	SFR	\$1 4.94
220-561-011	SFR	\$1 4.94	220-580-030	CONDO	\$7.46	220-620-005	SFR	\$1 4.94
220-571-004	SFR	\$1 4.94	220-580-031	CONDO	\$7.46	220-620-006	SFR	\$1 4.94
220-571-005	SFR	\$1 4.94	220-580-032	CONDO	\$7.46	220-620-007	SFR	\$1 4.94
220-571-006	SFR	\$1 4.94	220-580-036	SFR	\$1 4.94	220-620-008	SFR	\$1 4.94
220-571-008	SFR	\$1 4.94	220-600-001	SFR	\$1 4.94	220-620-009	SFR	\$1 4.94
220-571-009	SFR	\$1 4.94	220-600-002	SFR	\$1 4.94	220-620-010	SFR	\$1 4.94
220-571-010	SFR	\$1 4.94	220-600-003	SFR	\$1 4.94	220-620-011	SFR	\$1 4.94
220-571-011	SFR	\$1 4.94	220-600-004	SFR	\$1 4.94	220-620-012	SFR	\$1 4.94
220-571-014	SFR	\$1 4.94	220-600-005	SFR	\$1 4.94	220-620-013	SFR	\$1 4.94
220-571-015	SFR	\$1 4.94	220-600-006	SFR	\$1 4.94	220-620-014	SFR	\$1 4.94
220-571-016	SFR	\$1 4.94	220-600-007	SFR	\$1 4.94	220-620-015	SFR	\$1 4.94
220-571-017	SFR	\$1 4.94	220-600-008	SFR	\$1 4.94	220-620-016	SFR	\$1 4.94
220-571-018	SFR	\$1 4.94	220-600-009	SFR	\$1 4.94	220-620-017	SFR	\$1 4.94
220-571-019	SFR	\$1 4.94	220-600-010	SFR	\$1 4.94	220-620-018	SFR	\$1 4.94
220-571-020	SFR	\$1 4.94	220-600-011	SFR	\$1 4.94	220-620-019	SFR	\$1 4.94
220-571-021	SFR	\$1 4.94	220-600-012	SFR	\$1 4.94	220-620-020	SFR	\$1 4.94
220-571-029	SFR	\$1 4.94	220-600-013	SFR	\$1 4.94	220-620-021	SFR	\$1 4.94
220-571-030	SFR	\$1 4.94	220-600-014	SFR	\$1 4.94	220-620-022	SFR	\$1 4.94
220-571-031	SFR	\$1 4.94	220-600-015	SFR	\$1 4.94	220-620-023	SFR	\$1 4.94
220-571-032	SFR	\$1 4.94	220-600-016	SFR	\$1 4.94	220-620-024	SFR	\$1 4.94
220-571-034	SFR	\$1 4.94	220-600-017	SFR	\$1 4.94	220-620-025	SFR	\$1 4.94
220-571-036	SFR	\$1 4.94	220-600-018	SFR	\$1 4.94	220-620-026	SFR	\$1 4.94
220-571-038	SFR	\$1 4.94	220-600-019	SFR	\$1 4.94	220-620-027	SFR	\$1 4.94
220-571-039	SFR	\$1 4.94	220-600-020	SFR	\$1 4.94	220-620-028	SFR	\$1 4.94
220-580-002	SFR	\$1 4.94	220-610-001	SFR	\$1 4.94	220-620-029	SFR	\$1 4.94
220-580-003	SFR	\$1 4.94	220-610-002	SFR	\$1 4.94	220-620-030	SFR	\$1 4.94
220-580-004	SFR	\$1 4.94	220-610-003	SFR	\$1 4.94	220-620-031	SFR	\$1 4.94
220-580-005	SFR	\$1 4.94	220-610-004	SFR	\$1 4.94	220-620-032	SFR	\$1 4.94
220-580-006	SFR	\$1 4.94	220-610-005	SFR	\$1 4.94	220-620-033	SFR	\$1 4.94

Assessor's Parcel Number	Property Class	FY18-19 Service Charge	Assessor's Parcel Number	Property Class	FY18-19 Service Charge	Assessor's Parcel Number	Property Class	FY18-19 Service Charge
220-620-034	SFR	\$14.94	220-660-012	CONDO	\$7.46	220-670-004	SFR	\$14.94
220-620-035	SFR	\$14.94	220-660-013	CONDO	\$7.46	220-670-005	SFR	\$14.94
220-620-036	SFR	\$14.94	220-660-014	CONDO	\$7.46	220-670-006	SFR	\$14.94
220-620-037	SFR	\$14.94	220-660-015	CONDO	\$7.46	220-670-007	SFR	\$14.94
220-620-038	SFR	\$14.94	220-660-016	CONDO	\$7.46	220-670-008	SFR	\$14.94
220-630-001	COM	\$74.70	220-660-017	CONDO	\$7.46	220-670-009	SFR	\$14.94
220-640-001	SFR	\$14.94	220-660-018	CONDO	\$7.46	220-670-010	SFR	\$14.94
220-640-002	SFR	\$14.94	220-660-019	CONDO	\$7.46	220-670-011	SFR	\$14.94
220-640-003	SFR	\$14.94	220-660-020	CONDO	\$7.46	220-670-012	SFR	\$14.94
220-640-004	SFR	\$14.94	220-660-021	CONDO	\$7.46	220-670-013	SFR	\$14.94
220-640-005	SFR	\$14.94	220-660-022	CONDO	\$7.46	220-670-014	SFR	\$14.94
220-640-006	SFR	\$14.94	220-660-023	CONDO	\$7.46	220-670-015	SFR	\$14.94
220-640-007	SFR	\$14.94	220-660-024	CONDO	\$7.46	220-670-016	SFR	\$14.94
220-640-008	SFR	\$14.94	220-660-025	CONDO	\$7.46	220-670-017	SFR	\$14.94
220-640-009	SFR	\$14.94	220-660-026	CONDO	\$7.46	220-670-018	SFR	\$14.94
220-640-010	SFR	\$14.94	220-660-027	CONDO	\$7.46	220-670-019	SFR	\$14.94
220-640-011	SFR	\$14.94	220-660-028	CONDO	\$7.46	220-670-020	SFR	\$14.94
220-640-012	SFR	\$14.94	220-660-029	CONDO	\$7.46	220-670-021	SFR	\$14.94
220-640-013	SFR	\$14.94	220-660-030	CONDO	\$7.46	220-670-025	SFR	\$14.94
220-640-014	SFR	\$14.94	220-660-031	CONDO	\$7.46	220-670-026	SFR	\$14.94
220-640-015	SFR	\$14.94	220-660-032	CONDO	\$7.46	220-670-027	SFR	\$14.94
220-640-016	SFR	\$14.94	220-660-033	CONDO	\$7.46	220-670-028	SFR	\$14.94
220-640-017	SFR	\$14.94	220-660-034	CONDO	\$7.46	220-670-029	SFR	\$14.94
220-640-018	SFR	\$14.94	220-660-035	CONDO	\$7.46	220-670-030	SFR	\$14.94
220-640-019	SFR	\$14.94	220-660-036	CONDO	\$7.46	220-670-031	SFR	\$14.94
220-650-001	SFR	\$14.94	220-660-037	CONDO	\$7.46	220-670-032	SFR	\$14.94
220-650-007	SFR	\$14.94	220-660-038	CONDO	\$7.46	220-670-033	SFR	\$14.94
220-650-008	SFR	\$14.94	220-660-039	CONDO	\$7.46	220-670-034	SFR	\$14.94
220-650-009	SFR	\$14.94	220-660-040	CONDO	\$7.46	220-670-035	SFR	\$14.94
220-650-010	SFR	\$14.94	220-660-041	CONDO	\$7.46	220-670-036	SFR	\$14.94
220-650-011	SFR	\$14.94	220-660-042	CONDO	\$7.46	220-670-037	SFR	\$14.94
220-650-012	SFR	\$14.94	220-660-043	CONDO	\$7.46	220-670-038	SFR	\$14.94
220-650-013	SFR	\$14.94	220-660-044	CONDO	\$7.46	220-670-044	SFR	\$14.94
220-650-014	SFR	\$14.94	220-660-045	CONDO	\$7.46	220-670-046	SFR	\$14.94
220-650-015	SFR	\$14.94	220-660-046	CONDO	\$7.46	220-670-047	SFR	\$14.94
220-650-016	SFR	\$14.94	220-660-047	CONDO	\$7.46	220-680-002	SFR	\$14.94
220-650-018	SFR	\$14.94	220-660-048	CONDO	\$7.46	220-680-004	SFR	\$14.94
220-650-022	SFR	\$14.94	220-660-049	CONDO	\$7.46	220-680-005	SFR	\$14.94
220-650-023	SFR	\$14.94	220-660-050	CONDO	\$7.46	220-680-006	SFR	\$14.94
220-650-024	SFR	\$14.94	220-660-051	CONDO	\$7.46	220-680-008	SFR	\$14.94
220-650-027	SFR	\$14.94	220-660-052	CONDO	\$7.46	220-680-009	SFR	\$14.94
220-650-028	SFR	\$14.94	220-660-053	CONDO	\$7.46	220-690-005	SFR	\$14.94
220-650-034	SFR	\$14.94	220-660-054	CONDO	\$7.46	220-690-006	SFR	\$14.94
220-660-002	SFR	\$14.94	220-660-055	CONDO	\$7.46	220-690-009	SFR	\$14.94
220-660-004	SFR	\$14.94	220-660-056	CONDO	\$7.46	220-690-010	SFR	\$14.94
220-660-005	CONDO	\$7.46	220-660-057	CONDO	\$7.46	220-690-011	SFR	\$14.94
220-660-006	CONDO	\$7.46	220-660-058	CONDO	\$7.46	220-690-012	SFR	\$14.94
220-660-007	CONDO	\$7.46	220-660-063	SFR	\$14.94	220-690-013	SFR	\$14.94
220-660-008	CONDO	\$7.46	220-660-064	SFR	\$14.94	220-700-002	SFR	\$14.94
220-660-009	CONDO	\$7.46	220-670-001	SFR	\$14.94	220-700-003	SFR	\$14.94
220-660-010	CONDO	\$7.46	220-670-002	SFR	\$14.94	220-700-004	SFR	\$14.94
220-660-011	CONDO	\$7.46	220-670-003	SFR	\$14.94	220-700-006	SFR	\$14.94



Assessor's Parcel Number	Property Class	FY18-19 Service Charge	Assessor's Parcel Number	Property Class	FY18-19 Service Charge	Assessor's Parcel Number	Property Class	FY18-19 Service Charge
220-710-001	CONDO	\$7.46	220-723-003	SFR	\$14.94	220-726-001	SFR	\$14.94
220-710-002	CONDO	\$7.46	220-723-004	SFR	\$14.94	220-726-002	SFR	\$14.94
220-710-003	CONDO	\$7.46	220-723-005	SFR	\$14.94	220-726-003	SFR	\$14.94
220-710-004	CONDO	\$7.46	220-723-006	SFR	\$14.94	220-726-004	SFR	\$14.94
220-710-005	CONDO	\$7.46	220-723-007	SFR	\$14.94	220-726-005	SFR	\$14.94
220-710-006	CONDO	\$7.46	220-723-008	SFR	\$14.94	220-726-006	SFR	\$14.94
220-710-007	CONDO	\$7.46	220-723-009	SFR	\$14.94	220-731-001	SFR	\$14.94
220-710-008	CONDO	\$7.46	220-723-010	SFR	\$14.94	220-731-002	SFR	\$14.94
220-710-009	CONDO	\$7.46	220-723-011	SFR	\$14.94	220-731-003	SFR	\$14.94
220-710-010	CONDO	\$7.46	220-723-012	SFR	\$14.94	220-732-001	SFR	\$14.94
220-710-011	CONDO	\$7.46	220-723-013	SFR	\$14.94	220-732-002	SFR	\$14.94
220-710-012	CONDO	\$7.46	220-723-014	SFR	\$14.94	220-732-003	SFR	\$14.94
220-710-013	CONDO	\$7.46	220-724-003	SFR	\$14.94	220-732-004	SFR	\$14.94
220-710-014	CONDO	\$7.46	220-724-004	SFR	\$14.94	220-732-005	SFR	\$14.94
220-710-015	CONDO	\$7.46	220-724-005	SFR	\$14.94	220-732-006	SFR	\$14.94
220-710-016	CONDO	\$7.46	220-724-006	SFR	\$14.94	220-732-007	SFR	\$14.94
220-710-017	CONDO	\$7.46	220-724-007	SFR	\$14.94	220-732-008	SFR	\$14.94
220-710-018	CONDO	\$7.46	220-725-001	SFR	\$14.94	220-732-009	SFR	\$14.94
220-710-019	CONDO	\$7.46	220-725-002	SFR	\$14.94	220-732-010	SFR	\$14.94
220-710-020	CONDO	\$7.46	220-725-003	SFR	\$14.94	220-732-011	SFR	\$14.94
220-710-021	CONDO	\$7.46	220-725-004	SFR	\$14.94	220-732-012	SFR	\$14.94
220-710-022	CONDO	\$7.46	220-725-005	SFR	\$14.94	220-732-013	SFR	\$14.94
220-710-023	CONDO	\$7.46	220-725-006	SFR	\$14.94	220-732-014	SFR	\$14.94
220-710-024	CONDO	\$7.46	220-725-007	SFR	\$14.94	220-732-015	SFR	\$14.94
220-721-001	SFR	\$14.94	220-725-008	SFR	\$14.94	220-732-016	SFR	\$14.94
220-721-002	SFR	\$14.94	220-725-009	SFR	\$14.94	220-732-017	SFR	\$14.94
220-722-001	SFR	\$14.94	220-725-010	SFR	\$14.94	220-732-018	SFR	\$14.94
220-722-002	SFR	\$14.94	220-725-011	SFR	\$14.94	220-733-001	SFR	\$14.94
220-722-003	SFR	\$14.94	220-725-012	SFR	\$14.94	220-733-002	SFR	\$14.94
220-722-004	SFR	\$14.94	220-725-013	SFR	\$14.94	220-733-003	SFR	\$14.94
220-722-005	SFR	\$14.94	220-725-014	SFR	\$14.94	220-733-004	SFR	\$14.94
220-722-006	SFR	\$14.94	220-725-015	SFR	\$14.94	220-733-005	SFR	\$14.94
220-722-007	SFR	\$14.94	220-725-016	SFR	\$14.94	220-734-001	SFR	\$14.94
220-722-008	SFR	\$14.94	220-725-017	SFR	\$14.94	220-734-002	SFR	\$14.94
220-722-009	SFR	\$14.94	220-725-018	SFR	\$14.94	220-734-003	SFR	\$14.94
220-722-010	SFR	\$14.94	220-725-019	SFR	\$14.94	220-734-004	SFR	\$14.94
220-722-011	SFR	\$14.94	220-725-020	SFR	\$14.94	220-734-005	SFR	\$14.94
220-722-012	SFR	\$14.94	220-725-021	SFR	\$14.94	220-734-006	SFR	\$14.94
220-722-013	SFR	\$14.94	220-725-022	SFR	\$14.94	220-734-007	SFR	\$14.94
220-722-014	SFR	\$14.94	220-725-023	SFR	\$14.94	220-734-008	SFR	\$14.94
220-722-015	SFR	\$14.94	220-725-024	SFR	\$14.94	220-734-009	SFR	\$14.94
220-722-016	SFR	\$14.94	220-725-025	SFR	\$14.94	220-734-010	SFR	\$14.94
220-722-017	SFR	\$14.94	220-725-026	SFR	\$14.94	220-734-011	SFR	\$14.94
220-722-018	SFR	\$14.94	220-725-027	SFR	\$14.94	220-734-012	SFR	\$14.94
220-722-019	SFR	\$14.94	220-725-028	SFR	\$14.94	220-734-013	SFR	\$14.94
220-722-020	SFR	\$14.94	220-725-029	SFR	\$14.94	220-734-014	SFR	\$14.94
220-722-021	SFR	\$14.94	220-725-030	SFR	\$14.94	220-734-015	SFR	\$14.94
220-722-022	SFR	\$14.94	220-725-031	SFR	\$14.94	220-734-016	SFR	\$14.94
220-722-023	SFR	\$14.94	220-725-032	SFR	\$14.94	220-734-017	SFR	\$14.94
220-722-024	SFR	\$14.94	220-725-033	SFR	\$14.94	220-734-018	SFR	\$14.94
220-723-001	SFR	\$14.94	220-725-034	SFR	\$14.94	220-735-001	SFR	\$14.94
220-723-002	SFR	\$14.94	220-725-035	SFR	\$14.94	220-735-002	SFR	\$14.94

Assessor's Parcel Number	Property Class	FY18-19 Service Charge	Assessor's Parcel Number	Property Class	FY18-19 Service Charge	Assessor's Parcel Number	Property Class	FY18-19 Service Charge
220-735-003	SFR	\$1 4.94	220-741-032	SFR	\$1 4.94	220-750-009	SFR	\$1 4.94
220-735-004	SFR	\$1 4.94	220-741-033	SFR	\$1 4.94	220-750-010	SFR	\$1 4.94
220-735-005	SFR	\$1 4.94	220-741-034	SFR	\$1 4.94	220-750-011	SFR	\$1 4.94
220-735-006	SFR	\$1 4.94	220-741-035	SFR	\$1 4.94	220-750-012	SFR	\$1 4.94
220-736-001	SFR	\$1 4.94	220-741-036	SFR	\$1 4.94	220-750-013	SFR	\$1 4.94
220-736-002	SFR	\$1 4.94	220-741-037	SFR	\$1 4.94	220-750-014	SFR	\$1 4.94
220-736-003	SFR	\$1 4.94	220-741-038	SFR	\$1 4.94	220-750-015	SFR	\$1 4.94
220-736-004	SFR	\$1 4.94	220-741-039	SFR	\$1 4.94	220-750-016	SFR	\$1 4.94
220-736-005	SFR	\$1 4.94	220-741-040	SFR	\$1 4.94	220-750-017	SFR	\$1 4.94
220-737-001	SFR	\$1 4.94	220-741-041	SFR	\$1 4.94	220-750-018	SFR	\$1 4.94
220-737-002	SFR	\$1 4.94	220-741-042	SFR	\$1 4.94	220-750-019	SFR	\$1 4.94
220-737-003	SFR	\$1 4.94	220-741-043	SFR	\$1 4.94	220-750-020	SFR	\$1 4.94
220-737-004	SFR	\$1 4.94	220-741-044	SFR	\$1 4.94	220-750-021	SFR	\$1 4.94
220-737-005	SFR	\$1 4.94	220-741-045	SFR	\$1 4.94	220-750-022	SFR	\$1 4.94
220-737-006	SFR	\$1 4.94	220-741-046	SFR	\$1 4.94	220-750-023	SFR	\$1 4.94
220-738-001	SFR	\$1 4.94	220-741-047	SFR	\$1 4.94	220-750-024	SFR	\$1 4.94
220-738-002	SFR	\$1 4.94	220-741-054	SFR	\$1 4.94	220-750-025	SFR	\$1 4.94
220-738-003	SFR	\$1 4.94	220-741-056	SFR	\$1 4.94	220-750-026	SFR	\$1 4.94
220-738-004	SFR	\$1 4.94	220-741-057	SFR	\$1 4.94	220-750-027	SFR	\$1 4.94
220-739-001	SFR	\$1 4.94	220-741-058	SFR	\$1 4.94	220-750-028	SFR	\$1 4.94
220-739-002	SFR	\$1 4.94	220-741-059	SFR	\$1 4.94	220-750-029	SFR	\$1 4.94
220-739-003	SFR	\$1 4.94	220-741-060	SFR	\$1 4.94	220-750-030	SFR	\$1 4.94
220-739-004	SFR	\$1 4.94	220-741-061	SFR	\$1 4.94	220-750-031	SFR	\$1 4.94
220-741-001	SFR	\$1 4.94	220-741-062	SFR	\$1 4.94	220-750-032	SFR	\$1 4.94
220-741-002	SFR	\$1 4.94	220-741-063	SFR	\$1 4.94	220-750-033	SFR	\$1 4.94
220-741-003	SFR	\$1 4.94	220-742-001	SFR	\$1 4.94	220-750-034	SFR	\$1 4.94
220-741-004	SFR	\$1 4.94	220-742-002	SFR	\$1 4.94	220-750-035	SFR	\$1 4.94
220-741-005	SFR	\$1 4.94	220-742-003	SFR	\$1 4.94	220-750-036	SFR	\$1 4.94
220-741-006	SFR	\$1 4.94	220-742-004	SFR	\$1 4.94	220-750-037	SFR	\$1 4.94
220-741-007	SFR	\$1 4.94	220-742-005	SFR	\$1 4.94	220-750-038	SFR	\$1 4.94
220-741-008	SFR	\$1 4.94	220-742-006	SFR	\$1 4.94	220-750-039	SFR	\$1 4.94
220-741-011	SFR	\$1 4.94	220-742-007	SFR	\$1 4.94	220-750-040	SFR	\$1 4.94
220-741-012	SFR	\$1 4.94	220-742-008	SFR	\$1 4.94	220-750-041	SFR	\$1 4.94
220-741-013	SFR	\$1 4.94	220-742-009	SFR	\$1 4.94	220-750-042	SFR	\$1 4.94
220-741-014	SFR	\$1 4.94	220-742-010	SFR	\$1 4.94	220-750-043	SFR	\$1 4.94
220-741-015	SFR	\$1 4.94	220-742-011	SFR	\$1 4.94	220-750-044	SFR	\$1 4.94
220-741-016	SFR	\$1 4.94	220-742-012	SFR	\$1 4.94	220-750-045	SFR	\$1 4.94
220-741-017	SFR	\$1 4.94	220-742-013	SFR	\$1 4.94	220-750-046	SFR	\$1 4.94
220-741-018	SFR	\$1 4.94	220-742-014	SFR	\$1 4.94	220-750-047	SFR	\$1 4.94
220-741-019	SFR	\$1 4.94	220-742-015	SFR	\$1 4.94	220-750-048	SFR	\$1 4.94
220-741-020	SFR	\$1 4.94	220-742-016	SFR	\$1 4.94	220-750-049	SFR	\$1 4.94
220-741-021	SFR	\$1 4.94	220-742-017	SFR	\$1 4.94	220-750-050	SFR	\$1 4.94
220-741-022	SFR	\$1 4.94	220-742-018	SFR	\$1 4.94	220-750-051	SFR	\$1 4.94
220-741-023	SFR	\$1 4.94	220-742-019	SFR	\$1 4.94	220-750-052	SFR	\$1 4.94
220-741-024	SFR	\$1 4.94	220-750-001	SFR	\$1 4.94	220-760-001	SFR	\$1 4.94
220-741-025	SFR	\$1 4.94	220-750-002	SFR	\$1 4.94	220-760-002	SFR	\$1 4.94
220-741-026	SFR	\$1 4.94	220-750-003	SFR	\$1 4.94	220-760-003	SFR	\$1 4.94
220-741-027	SFR	\$1 4.94	220-750-004	SFR	\$1 4.94	220-760-004	SFR	\$1 4.94
220-741-028	SFR	\$1 4.94	220-750-005	SFR	\$1 4.94	220-760-005	SFR	\$1 4.94
220-741-029	SFR	\$1 4.94	220-750-006	SFR	\$1 4.94	220-760-006	SFR	\$1 4.94
220-741-030	SFR	\$1 4.94	220-750-007	SFR	\$1 4.94	220-760-007	SFR	\$1 4.94
220-741-031	SFR	\$1 4.94	220-750-008	SFR	\$1 4.94	220-760-008	SFR	\$1 4.94

Assessor's Parcel Number	Property Class	FY18-19 Service Charge	Assessor's Parcel Number	Property Class	FY18-19 Service Charge	Assessor's Parcel Number	Property Class	FY18-19 Service Charge
220-760-009	SFR	\$1 4.94	220-780-006	SFR	\$1 4.94	220-790-037	SFR	\$1 4.94
220-760-010	SFR	\$1 4.94	220-780-007	SFR	\$1 4.94	220-790-038	SFR	\$1 4.94
220-760-011	SFR	\$1 4.94	220-780-008	SFR	\$1 4.94	220-790-039	SFR	\$1 4.94
220-760-012	SFR	\$1 4.94	220-780-009	SFR	\$1 4.94	220-790-040	SFR	\$1 4.94
220-760-013	SFR	\$1 4.94	220-780-010	SFR	\$1 4.94	220-790-041	SFR	\$1 4.94
220-760-014	SFR	\$1 4.94	220-780-011	SFR	\$1 4.94	220-790-042	SFR	\$1 4.94
220-760-015	SFR	\$1 4.94	220-780-012	SFR	\$1 4.94	220-790-043	SFR	\$1 4.94
220-760-016	SFR	\$1 4.94	220-780-013	SFR	\$1 4.94	220-790-044	SFR	\$1 4.94
220-760-017	SFR	\$1 4.94	220-780-014	SFR	\$1 4.94	220-790-045	SFR	\$1 4.94
220-760-018	SFR	\$1 4.94	220-780-015	SFR	\$1 4.94	220-790-046	SFR	\$1 4.94
220-760-019	SFR	\$1 4.94	220-780-016	SFR	\$1 4.94	220-790-047	SFR	\$1 4.94
220-760-020	SFR	\$1 4.94	220-780-017	SFR	\$1 4.94	220-790-048	SFR	\$1 4.94
220-760-021	SFR	\$1 4.94	220-780-018	SFR	\$1 4.94	220-790-049	SFR	\$1 4.94
220-760-022	SFR	\$1 4.94	220-780-019	SFR	\$1 4.94	220-790-050	SFR	\$1 4.94
220-760-023	SFR	\$1 4.94	220-780-020	SFR	\$1 4.94	220-790-051	SFR	\$1 4.94
220-760-024	SFR	\$1 4.94	220-780-021	SFR	\$1 4.94	220-790-052	SFR	\$1 4.94
220-760-025	SFR	\$1 4.94	220-790-001	SFR	\$1 4.94	220-790-053	SFR	\$1 4.94
220-760-026	SFR	\$1 4.94	220-790-002	SFR	\$1 4.94	220-790-054	SFR	\$1 4.94
220-760-027	SFR	\$1 4.94	220-790-003	SFR	\$1 4.94	220-790-055	SFR	\$1 4.94
220-760-028	SFR	\$1 4.94	220-790-004	SFR	\$1 4.94	220-790-056	SFR	\$1 4.94
220-760-029	SFR	\$1 4.94	220-790-005	SFR	\$1 4.94	220-790-057	SFR	\$1 4.94
220-760-030	SFR	\$1 4.94	220-790-006	SFR	\$1 4.94	220-790-058	SFR	\$1 4.94
220-760-031	SFR	\$1 4.94	220-790-007	SFR	\$1 4.94	220-790-059	SFR	\$1 4.94
220-760-032	SFR	\$1 4.94	220-790-008	SFR	\$1 4.94	220-790-060	SFR	\$1 4.94
220-770-001	SFR	\$1 4.94	220-790-009	SFR	\$1 4.94	220-790-061	SFR	\$1 4.94
220-770-002	SFR	\$1 4.94	220-790-010	SFR	\$1 4.94	220-790-062	SFR	\$1 4.94
220-770-003	SFR	\$1 4.94	220-790-011	SFR	\$1 4.94	220-800-001	SFR	\$1 4.94
220-770-004	SFR	\$1 4.94	220-790-012	SFR	\$1 4.94	220-800-002	SFR	\$1 4.94
220-770-005	SFR	\$1 4.94	220-790-013	SFR	\$1 4.94	220-800-003	SFR	\$1 4.94
220-770-006	SFR	\$1 4.94	220-790-014	SFR	\$1 4.94	220-800-004	SFR	\$1 4.94
220-770-007	SFR	\$1 4.94	220-790-015	SFR	\$1 4.94	220-800-005	SFR	\$1 4.94
220-770-008	SFR	\$1 4.94	220-790-016	SFR	\$1 4.94	220-800-006	SFR	\$1 4.94
220-770-009	SFR	\$1 4.94	220-790-017	SFR	\$1 4.94	220-800-007	SFR	\$1 4.94
220-770-010	SFR	\$1 4.94	220-790-018	SFR	\$1 4.94	220-800-008	SFR	\$1 4.94
220-770-011	SFR	\$1 4.94	220-790-019	SFR	\$1 4.94	220-800-009	SFR	\$1 4.94
220-770-012	SFR	\$1 4.94	220-790-020	SFR	\$1 4.94	220-800-010	SFR	\$1 4.94
220-770-013	SFR	\$1 4.94	220-790-021	SFR	\$1 4.94	220-800-011	SFR	\$1 4.94
220-770-014	SFR	\$1 4.94	220-790-022	SFR	\$1 4.94	220-800-012	SFR	\$1 4.94
220-770-015	SFR	\$1 4.94	220-790-023	SFR	\$1 4.94	220-800-013	SFR	\$1 4.94
220-770-016	SFR	\$1 4.94	220-790-024	SFR	\$1 4.94	220-800-014	SFR	\$1 4.94
220-770-017	SFR	\$1 4.94	220-790-025	SFR	\$1 4.94	220-800-015	SFR	\$1 4.94
220-770-018	SFR	\$1 4.94	220-790-026	SFR	\$1 4.94	220-800-016	SFR	\$1 4.94
220-770-019	SFR	\$1 4.94	220-790-027	SFR	\$1 4.94	220-800-017	SFR	\$1 4.94
220-770-020	SFR	\$1 4.94	220-790-028	SFR	\$1 4.94	220-800-018	SFR	\$1 4.94
220-770-021	SFR	\$1 4.94	220-790-029	SFR	\$1 4.94	220-800-019	SFR	\$1 4.94
220-770-022	SFR	\$1 4.94	220-790-030	SFR	\$1 4.94	220-800-020	SFR	\$1 4.94
220-770-023	SFR	\$1 4.94	220-790-031	SFR	\$1 4.94	220-800-021	SFR	\$1 4.94
220-780-001	SFR	\$1 4.94	220-790-032	SFR	\$1 4.94	220-800-022	SFR	\$1 4.94
220-780-002	SFR	\$1 4.94	220-790-033	SFR	\$1 4.94	220-800-023	SFR	\$1 4.94
220-780-003	SFR	\$1 4.94	220-790-034	SFR	\$1 4.94	220-800-024	SFR	\$1 4.94
220-780-004	SFR	\$1 4.94	220-790-035	SFR	\$1 4.94	220-800-025	SFR	\$1 4.94
220-780-005	SFR	\$1 4.94	220-790-036	SFR	\$1 4.94	220-800-026	SFR	\$1 4.94

Assessor's Parcel Number	Property Class	FY18-19 Service Charge	Assessor's Parcel Number	Property Class	FY18-19 Service Charge	Assessor's Parcel Number	Property Class	FY18-19 Service Charge
220-800-027	SFR	\$1 4.94	220-820-019	SFR	\$1 4.94	220-830-008	SFR	\$1 4.94
220-800-028	SFR	\$1 4.94	220-820-020	SFR	\$1 4.94	220-830-009	SFR	\$1 4.94
220-800-029	SFR	\$1 4.94	220-820-021	SFR	\$1 4.94	220-830-010	SFR	\$1 4.94
220-800-030	SFR	\$1 4.94	220-820-022	SFR	\$1 4.94	220-830-011	SFR	\$1 4.94
220-800-031	SFR	\$1 4.94	220-820-023	SFR	\$1 4.94	220-830-012	SFR	\$1 4.94
220-800-032	SFR	\$1 4.94	220-820-024	SFR	\$1 4.94	220-830-013	SFR	\$1 4.94
220-800-033	SFR	\$1 4.94	220-820-025	SFR	\$1 4.94	220-830-014	SFR	\$1 4.94
220-800-034	SFR	\$1 4.94	220-820-026	SFR	\$1 4.94	220-830-015	SFR	\$1 4.94
220-800-035	SFR	\$1 4.94	220-820-027	SFR	\$1 4.94	220-830-016	SFR	\$1 4.94
220-800-036	SFR	\$1 4.94	220-820-028	SFR	\$1 4.94	220-830-017	SFR	\$1 4.94
220-800-037	SFR	\$1 4.94	220-820-029	SFR	\$1 4.94	220-830-018	SFR	\$1 4.94
220-810-001	SFR	\$1 4.94	220-820-030	SFR	\$1 4.94	220-830-019	SFR	\$1 4.94
220-810-002	SFR	\$1 4.94	220-820-031	SFR	\$1 4.94	220-830-020	SFR	\$1 4.94
220-810-003	SFR	\$1 4.94	220-820-032	SFR	\$1 4.94	220-830-021	SFR	\$1 4.94
220-810-004	SFR	\$1 4.94	220-820-033	SFR	\$1 4.94	220-830-022	SFR	\$1 4.94
220-810-005	SFR	\$1 4.94	220-820-034	SFR	\$1 4.94	220-830-023	SFR	\$1 4.94
220-810-006	SFR	\$1 4.94	220-820-035	SFR	\$1 4.94	220-830-024	SFR	\$1 4.94
220-810-007	SFR	\$1 4.94	220-820-036	SFR	\$1 4.94	220-830-025	SFR	\$1 4.94
220-810-008	SFR	\$1 4.94	220-820-037	SFR	\$1 4.94	220-830-026	SFR	\$1 4.94
220-810-009	SFR	\$1 4.94	220-820-038	SFR	\$1 4.94	220-830-027	SFR	\$1 4.94
220-810-010	SFR	\$1 4.94	220-820-039	SFR	\$1 4.94	220-830-028	SFR	\$1 4.94
220-810-011	SFR	\$1 4.94	220-820-042	SFR	\$1 4.94	220-830-029	SFR	\$1 4.94
220-810-012	SFR	\$1 4.94	220-820-043	SFR	\$1 4.94	220-830-030	SFR	\$1 4.94
220-810-013	SFR	\$1 4.94	220-820-044	SFR	\$1 4.94	220-830-031	SFR	\$1 4.94
220-810-014	SFR	\$1 4.94	220-820-045	SFR	\$1 4.94	220-830-032	SFR	\$1 4.94
220-810-015	SFR	\$1 4.94	220-820-046	SFR	\$1 4.94	220-830-033	SFR	\$1 4.94
220-810-016	SFR	\$1 4.94	220-820-047	SFR	\$1 4.94	220-830-034	SFR	\$1 4.94
220-810-017	SFR	\$1 4.94	220-820-048	SFR	\$1 4.94	220-830-035	SFR	\$1 4.94
220-810-018	SFR	\$1 4.94	220-820-049	SFR	\$1 4.94	220-830-036	SFR	\$1 4.94
220-810-019	SFR	\$1 4.94	220-820-050	SFR	\$1 4.94	220-840-001	SFR	\$1 4.94
220-810-020	SFR	\$1 4.94	220-820-051	SFR	\$1 4.94	220-840-002	SFR	\$1 4.94
220-810-021	SFR	\$1 4.94	220-820-052	SFR	\$1 4.94	220-840-003	SFR	\$1 4.94
220-810-022	SFR	\$1 4.94	220-820-053	SFR	\$1 4.94	220-840-004	SFR	\$1 4.94
220-810-023	SFR	\$1 4.94	220-820-054	SFR	\$1 4.94	220-840-005	SFR	\$1 4.94
220-820-001	SFR	\$1 4.94	220-820-055	SFR	\$1 4.94	220-840-006	SFR	\$1 4.94
220-820-002	SFR	\$1 4.94	220-820-056	SFR	\$1 4.94	220-840-007	SFR	\$1 4.94
220-820-003	SFR	\$1 4.94	220-820-057	SFR	\$1 4.94	220-840-008	SFR	\$1 4.94
220-820-004	SFR	\$1 4.94	220-820-058	SFR	\$1 4.94	220-840-009	SFR	\$1 4.94
220-820-005	SFR	\$1 4.94	220-820-059	SFR	\$1 4.94	220-840-010	SFR	\$1 4.94
220-820-006	SFR	\$1 4.94	220-820-060	SFR	\$1 4.94	220-840-011	SFR	\$1 4.94
220-820-007	SFR	\$1 4.94	220-820-061	SFR	\$1 4.94	220-840-012	SFR	\$1 4.94
220-820-008	SFR	\$1 4.94	220-820-062	SFR	\$1 4.94	258-500-006	SFR	\$1 4.94
220-820-009	SFR	\$1 4.94	220-820-063	SFR	\$1 4.94	258-500-007	SFR	\$1 4.94
220-820-010	SFR	\$1 4.94	220-820-069	SFR	\$1 4.94	258-500-008	SFR	\$1 4.94
220-820-011	SFR	\$1 4.94	220-820-070	SFR	\$1 4.94	258-500-009	SFR	\$1 4.94
220-820-012	SFR	\$1 4.94	220-830-001	SFR	\$1 4.94	258-500-010	SFR	\$1 4.94
220-820-013	SFR	\$1 4.94	220-830-002	SFR	\$1 4.94	258-500-011	SFR	\$1 4.94
220-820-014	SFR	\$1 4.94	220-830-003	SFR	\$1 4.94	258-500-012	SFR	\$1 4.94
220-820-015	SFR	\$1 4.94	220-830-004	SFR	\$1 4.94	258-500-013	SFR	\$1 4.94
220-820-016	SFR	\$1 4.94	220-830-005	SFR	\$1 4.94	258-500-014	SFR	\$1 4.94
220-820-017	SFR	\$1 4.94	220-830-006	SFR	\$1 4.94	258-500-015	SFR	\$1 4.94
220-820-018	SFR	\$1 4.94	220-830-007	SFR	\$1 4.94	258-500-016	SFR	\$1 4.94

Assessor's Parcel Number	Property Class	FY18-19 Service Charge	Assessor's Parcel Number	Property Class	FY18-19 Service Charge	Assessor's Parcel Number	Property Class	FY18-19 Service Charge
258-500-017	SFR	\$14.94	354-042-018	SFR	\$14.94	354-051-008	SFR	\$14.94
258-500-018	SFR	\$14.94	354-042-019	SFR	\$14.94	354-051-009	SFR	\$14.94
258-500-019	SFR	\$14.94	354-042-020	SFR	\$14.94	354-051-010	SFR	\$14.94
258-500-020	SFR	\$14.94	354-042-021	SFR	\$14.94	354-051-011	SFR	\$14.94
354-041-002	SFR	\$14.94	354-042-022	SFR	\$14.94	354-051-012	SFR	\$14.94
354-041-003	SFR	\$14.94	354-042-023	SFR	\$14.94	354-051-013	SFR	\$14.94
354-041-004	SFR	\$14.94	354-042-024	MFR2	\$29.88	354-051-014	SFR	\$14.94
354-041-005	SFR	\$14.94	354-042-027	SFR	\$14.94	354-051-015	SFR	\$14.94
354-041-006	MFR2	\$29.88	354-042-028	SFR	\$14.94	354-051-016	SFR	\$14.94
354-041-007	SFR	\$14.94	354-042-029	VSFR	\$7.46	354-052-002	MFR2	\$29.88
354-041-008	VSFR	\$7.46	354-042-031	SFR	\$14.94	354-052-003	SFR	\$14.94
354-041-009	VSFR	\$7.46	354-043-001	SFR	\$14.94	354-052-004	SFR	\$14.94
354-041-010	SFR	\$14.94	354-043-002	SFR	\$14.94	354-052-005	SFR	\$14.94
354-041-011	SFR	\$14.94	354-043-003	SFR	\$14.94	354-052-006	MFR2	\$29.88
354-041-012	SFR	\$14.94	354-043-004	SFR	\$14.94	354-052-007	SFR	\$14.94
354-041-014	VSFR	\$7.46	354-043-005	SFR	\$14.94	354-052-008	SFR	\$14.94
354-041-015	SFR	\$14.94	354-043-006	SFR	\$14.94	354-052-009	SFR	\$14.94
354-041-016	VSFR	\$7.46	354-043-007	SFR	\$14.94	354-052-010	SFR	\$14.94
354-041-017	SFR	\$14.94	354-043-008	SFR	\$14.94	354-052-011	SFR	\$14.94
354-041-019	SFR	\$14.94	354-043-009	SFR	\$14.94	354-052-012	SFR	\$14.94
354-041-021	SFR	\$14.94	354-043-010	SFR	\$14.94	354-052-013	SFR	\$14.94
354-041-022	SFR	\$14.94	354-043-011	SFR	\$14.94	354-052-014	SFR	\$14.94
354-041-023	SFR	\$14.94	354-043-012	SFR	\$14.94	354-053-001	SFR	\$14.94
354-041-024	SFR	\$14.94	354-043-013	SFR	\$14.94	354-053-002	SFR	\$14.94
354-041-025	SFR	\$14.94	354-043-014	SFR	\$14.94	354-053-003	SFR	\$14.94
354-041-026	SFR	\$14.94	354-043-015	SFR	\$14.94	354-053-004	SFR	\$14.94
354-041-027	SFR	\$14.94	354-043-016	SFR	\$14.94	354-053-005	SFR	\$14.94
354-041-028	SFR	\$14.94	354-043-017	SFR	\$14.94	354-053-006	SFR	\$14.94
354-041-029	SFR	\$14.94	354-043-018	SFR	\$14.94	354-053-007	SFR	\$14.94
354-041-030	VSFR	\$7.46	354-043-019	SFR	\$14.94	354-053-008	SFR	\$14.94
354-041-031	SFR	\$14.94	354-043-020	SFR	\$14.94	354-053-009	SFR	\$14.94
354-041-032	SFR	\$14.94	354-043-021	SFR	\$14.94	354-053-010	SFR	\$14.94
354-041-033	SFR	\$14.94	354-043-022	SFR	\$14.94	354-053-011	SFR	\$14.94
354-041-036	VSFR	\$7.46	354-043-023	SFR	\$14.94	354-053-012	SFR	\$14.94
354-041-037	SFR	\$14.94	354-043-024	SFR	\$14.94	354-053-013	SFR	\$14.94
354-041-038	SFR	\$14.94	354-043-025	SFR	\$14.94	354-053-017	SFR	\$14.94
354-042-001	SFR	\$14.94	354-044-001	SFR	\$14.94	354-053-018	SFR	\$14.94
354-042-002	SFR	\$14.94	354-044-002	SFR	\$14.94	354-053-019	MFR2	\$29.88
354-042-003	SFR	\$14.94	354-044-003	SFR	\$14.94	354-053-020	SFR	\$14.94
354-042-005	SFR	\$14.94	354-044-004	SFR	\$14.94	354-053-021	MFR2	\$29.88
354-042-006	SFR	\$14.94	354-044-005	SFR	\$14.94	354-053-022	SFR	\$14.94
354-042-007	SFR	\$14.94	354-044-006	SFR	\$14.94	354-053-023	SFR	\$14.94
354-042-008	SFR	\$14.94	354-044-007	SFR	\$14.94	354-053-024	SFR	\$14.94
354-042-009	SFR	\$14.94	354-044-009	SFR	\$14.94	354-053-025	SFR	\$14.94
354-042-010	SFR	\$14.94	354-044-010	SFR	\$14.94	354-053-026	SFR	\$14.94
354-042-011	SFR	\$14.94	354-051-001	SFR	\$14.94	354-054-001	SFR	\$14.94
354-042-012	SFR	\$14.94	354-051-002	SFR	\$14.94	354-054-002	SFR	\$14.94
354-042-013	SFR	\$14.94	354-051-003	MFR	\$44.82	354-054-003	SFR	\$14.94
354-042-014	SFR	\$14.94	354-051-004	SFR	\$14.94	354-054-004	SFR	\$14.94
354-042-015	SFR	\$14.94	354-051-005	SFR	\$14.94	354-054-005	SFR	\$14.94
354-042-016	SFR	\$14.94	354-051-006	SFR	\$14.94	354-054-006	VSFR	\$7.46
354-042-017	SFR	\$14.94	354-051-007	MFR	\$44.82	354-054-009	SFR	\$14.94

Assessor's Parcel Number	Property Class	FY18-19 Service Charge	Assessor's Parcel Number	Property Class	FY18-19 Service Charge	Assessor's Parcel Number	Property Class	FY18-19 Service Charge
354-054-010	SFR	\$14.94	354-064-011	MFR2	\$29.88	354-074-019	SFR	\$14.94
354-054-011	SFR	\$14.94	354-064-012	SFR	\$14.94	354-074-020	SFR	\$14.94
354-054-012	SFR	\$14.94	354-064-013	MFR	\$44.82	354-074-021	MFR2	\$29.88
354-054-014	SFR	\$14.94	354-064-015	SFR	\$14.94	354-074-022	SFR	\$14.94
354-054-015	SFR	\$14.94	354-064-016	SFR	\$14.94	354-075-001	SFR	\$14.94
354-054-016	SFR	\$14.94	354-064-018	SFR	\$14.94	354-075-002	MFR2	\$29.88
354-054-017	SFR	\$14.94	354-064-019	MFR2	\$29.88	354-075-003	SFR	\$14.94
354-054-018	SFR	\$14.94	354-064-022	SFR	\$14.94	354-075-004	MFR2	\$29.88
354-054-019	SFR	\$14.94	354-064-024	SFR	\$14.94	354-075-005	SFR	\$14.94
354-054-020	SFR	\$14.94	354-064-025	VMFR	\$7.46	354-075-006	MFR2	\$29.88
354-054-021	VSFR	\$7.46	354-064-026	MFR4	\$59.76	354-075-007	MFR2	\$29.88
354-061-001	SFR	\$14.94	354-071-006	VIND	\$74.70	354-075-008	SFR	\$14.94
354-061-002	SFR	\$14.94	354-072-002	COM	\$74.70	354-075-009	MFR5	\$74.70
354-061-003	MFR	\$44.82	354-072-003	VCOM	\$7.46	354-075-010	SFR	\$14.94
354-061-004	MFR2	\$29.88	354-072-004	COM	\$74.70	354-075-011	MFR2	\$29.88
354-061-005	SFR	\$14.94	354-072-006	INST	\$74.70	354-075-014	SFR	\$14.94
354-061-009	SFR	\$14.94	354-072-007	SFR	\$14.94	354-075-015	MFR2	\$29.88
354-061-010	MFR2	\$29.88	354-072-008	MFR	\$44.82	354-075-016	MFR2	\$29.88
354-061-011	SFR	\$14.94	354-072-009	MFR2	\$29.88	354-075-017	SFR	\$14.94
354-061-012	SFR	\$14.94	354-072-013	SFR	\$14.94	354-075-018	MFR	\$44.82
354-061-013	SFR	\$14.94	354-072-015	SFR	\$14.94	354-075-019	MFR2	\$29.88
354-061-014	MFR	\$44.82	354-072-017	MFR	\$44.82	354-075-020	SFR	\$14.94
354-061-015	SFR	\$14.94	354-072-018	MFR4	\$59.76	354-080-001	IND	\$74.70
354-061-016	SFR	\$14.94	354-072-019	MFR4	\$59.76	354-080-008	SFR	\$14.94
354-061-017	SFR	\$14.94	354-072-020	VMFR	\$7.46	354-080-010	IND	\$74.70
354-061-018	MFR2	\$29.88	354-072-022	MFR	\$44.82	354-080-011	VIND	\$74.70
354-061-019	SFR	\$14.94	354-072-023	SFR	\$14.94	354-091-002	VIND	\$74.70
354-061-020	VSFR	\$7.46	354-072-024	MFR4	\$59.76	354-091-010	IND	\$74.70
354-062-001	MFR	\$44.82	354-072-025	SFR	\$14.94	354-091-011	MFR2	\$29.88
354-062-002	MFR2	\$29.88	354-072-026	MFR	\$44.82	354-092-001	COM	\$74.70
354-062-007	SFR	\$14.94	354-072-027	VSFR	\$7.46	354-092-002	COM	\$74.70
354-062-008	SFR	\$14.94	354-072-028	SFR	\$14.94	354-092-003	COM	\$74.70
354-063-001	MFR2	\$29.88	354-072-029	MFR	\$44.82	354-092-004	COM	\$74.70
354-063-002	SFR	\$14.94	354-072-030	MFR2	\$29.88	354-092-006	SFR	\$14.94
354-063-003	SFR	\$14.94	354-072-031	COM	\$74.70	354-092-007	SFR	\$14.94
354-063-004	MFR2	\$29.88	354-072-032	SFR	\$14.94	354-092-008	SFR	\$14.94
354-063-005	SFR	\$14.94	354-074-003	SFR	\$14.94	354-092-009	SFR	\$14.94
354-063-006	SFR	\$14.94	354-074-004	SFR	\$14.94	354-092-010	SFR	\$14.94
354-063-007	MFR2	\$29.88	354-074-005	MFR2	\$29.88	354-092-011	SFR	\$14.94
354-063-008	SFR	\$14.94	354-074-006	SFR	\$14.94	354-093-001	MFR2	\$29.88
354-063-009	SFR	\$14.94	354-074-007	MFR2	\$29.88	354-093-002	SFR	\$14.94
354-063-010	SFR	\$14.94	354-074-008	SFR	\$14.94	354-093-003	SFR	\$14.94
354-063-011	MFR2	\$29.88	354-074-009	SFR	\$14.94	354-093-004	SFR	\$14.94
354-063-012	MFR2	\$29.88	354-074-010	MFR2	\$29.88	354-093-005	SFR	\$14.94
354-063-013	SFR	\$14.94	354-074-011	MFR	\$44.82	354-093-006	MFR	\$44.82
354-063-014	MFR2	\$29.88	354-074-012	MFR2	\$29.88	354-093-007	SFR	\$14.94
354-063-015	SFR	\$14.94	354-074-013	SFR	\$14.94	354-093-008	MFR4	\$59.76
354-063-018	MFR2	\$29.88	354-074-014	SFR	\$14.94	354-093-009	MFR2	\$29.88
354-064-001	SFR	\$14.94	354-074-015	MFR4	\$59.76	354-093-010	SFR	\$14.94
354-064-005	SFR	\$14.94	354-074-016	SFR	\$14.94	354-093-011	SFR	\$14.94
354-064-006	SFR	\$14.94	354-074-017	MFR	\$44.82	354-093-012	MFR2	\$29.88
354-064-007	SFR	\$14.94	354-074-018	MFR	\$44.82	354-093-013	MFR2	\$29.88

Assessor's Parcel Number	Property Class	FY18-19 Service Charge	Assessor's Parcel Number	Property Class	FY18-19 Service Charge	Assessor's Parcel Number	Property Class	FY18-19 Service Charge
354-094-001	COM	\$74.70	354-102-013	SFR	\$14.94	354-125-011	SFR	\$14.94
354-094-002	COM	\$74.70	354-102-014	SFR	\$14.94	354-125-012	SFR	\$14.94
354-094-004	COM	\$74.70	354-102-016	MFR5	\$74.70	354-125-013	MFR7	\$104.58
354-094-009	VCOM	\$7.46	354-103-001	MFR	\$44.82	354-126-001	INST	\$74.70
354-094-010	COM	\$74.70	354-103-002	SFR	\$14.94	354-126-002	INST	\$74.70
354-094-011	MFR6	\$89.64	354-103-003	SFR	\$14.94	354-126-003	SFR	\$14.94
354-094-012	MFR2	\$29.88	354-103-004	MFR	\$44.82	354-126-004	SFR	\$14.94
354-094-013	MFR2	\$29.88	354-103-005	SFR	\$14.94	354-126-005	SFR	\$14.94
354-094-014	VCOM	\$7.46	354-103-008	SFR	\$14.94	354-126-006	MFR2	\$29.88
354-094-015	MFR2	\$29.88	354-103-009	SFR	\$14.94	354-126-007	MFR2	\$29.88
354-094-016	MFR2	\$29.88	354-103-010	SFR	\$14.94	354-131-001	SFR	\$14.94
354-095-001	SFR	\$14.94	354-103-011	SFR	\$14.94	354-131-002	VSFR	\$7.46
354-095-002	SFR	\$14.94	354-103-012	MFR2	\$29.88	354-131-003	SFR	\$14.94
354-095-003	SFR	\$14.94	354-103-013	SFR	\$14.94	354-131-004	MFR4	\$59.76
354-095-004	SFR	\$14.94	354-103-017	INST	\$74.70	354-131-008	MFR4	\$59.76
354-095-010	SFR	\$14.94	354-103-026	SFR	\$14.94	354-131-009	MFR2	\$29.88
354-095-011	SFR	\$14.94	354-103-029	SFR	\$14.94	354-132-002	SFR	\$14.94
354-095-013	SFR	\$14.94	354-103-030	SFR	\$14.94	354-132-007	SFR	\$14.94
354-095-014	SFR	\$14.94	354-103-033	SFR	\$14.94	354-132-008	SFR	\$14.94
354-095-016	SFR	\$14.94	354-103-034	SFR	\$14.94	354-132-009	COM	\$74.70
354-095-017	SFR	\$14.94	354-103-035	SFR	\$14.94	354-132-010	COM	\$74.70
354-095-018	SFR	\$14.94	354-103-036	SFR	\$14.94	354-132-011	COM	\$74.70
354-095-019	SFR	\$14.94	354-103-037	SFR	\$14.94	354-132-013	SFR	\$14.94
354-095-020	SFR	\$14.94	354-103-038	SFR	\$14.94	354-132-014	COM	\$74.70
354-095-021	SFR	\$14.94	354-103-039	SFR	\$14.94	354-132-015	COM	\$74.70
354-095-022	SFR	\$14.94	354-103-040	SFR	\$14.94	354-133-001	COM	\$74.70
354-095-024	VSFR	\$7.46	354-111-001	COM	\$74.70	354-133-002	MFR	\$44.82
354-095-025	SFR	\$14.94	354-111-002	IND	\$74.70	354-133-005	SFR	\$14.94
354-101-001	MFR	\$44.82	354-112-008	COM	\$74.70	354-133-006	MFR2	\$29.88
354-101-002	SFR	\$14.94	354-121-002	SFR	\$14.94	354-133-007	SFR	\$14.94
354-101-003	SFR	\$14.94	354-121-003	MFR2	\$29.88	354-133-008	MFR2	\$29.88
354-101-004	MFR2	\$29.88	354-121-004	MFR2	\$29.88	354-133-009	COM	\$74.70
354-101-005	SFR	\$14.94	354-121-005	SFR	\$14.94	354-133-010	COM	\$74.70
354-101-006	MFR2	\$29.88	354-122-001	INST	\$74.70	354-133-011	MFR2	\$29.88
354-101-007	SFR	\$14.94	354-122-004	MFR2	\$29.88	354-133-012	SFR	\$14.94
354-101-008	MFR4	\$59.76	354-122-005	MFR2	\$29.88	354-133-013	MFR2	\$29.88
354-101-009	SFR	\$14.94	354-122-006	INST	\$74.70	354-133-014	MFR5	\$74.70
354-101-010	MFR2	\$29.88	354-123-002	SFR	\$14.94	354-134-001	MFR	\$44.82
354-101-011	MFR2	\$29.88	354-123-003	MFR	\$44.82	354-134-002	SFR	\$14.94
354-101-012	MFR	\$44.82	354-123-006	VSFR	\$7.46	354-134-003	MFR	\$44.82
354-101-013	SFR	\$14.94	354-124-001	VCOM	\$7.46	354-134-004	MFR2	\$29.88
354-101-014	MFR2	\$29.88	354-124-002	IND	\$74.70	354-134-005	SFR	\$14.94
354-102-001	MFR	\$44.82	354-124-003	VCOM	\$7.46	354-134-006	SFR	\$14.94
354-102-002	SFR	\$14.94	354-124-004	MFR2	\$29.88	354-134-007	SFR	\$14.94
354-102-003	SFR	\$14.94	354-124-005	MFR2	\$29.88	354-134-008	VMFR	\$7.46
354-102-004	MFR5	\$74.70	354-124-006	MFR	\$44.82	354-135-001	MFR	\$44.82
354-102-005	SFR	\$14.94	354-124-007	MFR2	\$29.88	354-135-002	MFR4	\$59.76
354-102-006	SFR	\$14.94	354-124-008	SFR	\$14.94	354-135-003	COM	\$74.70
354-102-009	SFR	\$14.94	354-125-001	MFR4	\$59.76	354-135-004	MFR2	\$29.88
354-102-010	SFR	\$14.94	354-125-002	SFR	\$14.94	354-135-005	SFR	\$14.94
354-102-011	SFR	\$14.94	354-125-003	SFR	\$14.94	354-136-001	SFR	\$14.94
354-102-012	MFR2	\$29.88	354-125-005	COM	\$74.70	354-136-003	MFR	\$44.82

Assessor's Parcel Number	Property Class	FY18-19 Service Charge	Assessor's Parcel Number	Property Class	FY18-19 Service Charge	Assessor's Parcel Number	Property Class	FY18-19 Service Charge
354-136-004	COM	\$74.70	354-151-004	MFR	\$44.82	354-157-005	MFR	\$44.82
354-136-005	COM	\$74.70	354-151-005	SFR	\$14.94	354-161-002	SFR	\$14.94
354-136-006	COM	\$74.70	354-151-006	MFR2	\$29.88	354-161-003	SFR	\$14.94
354-136-007	COM	\$74.70	354-151-007	SFR	\$14.94	354-162-002	SFR	\$14.94
354-136-008	COM	\$74.70	354-151-008	MFR	\$44.82	354-162-005	SFR	\$14.94
354-136-009	COM	\$74.70	354-151-009	MFR	\$44.82	354-162-006	SFR	\$14.94
354-136-010	SFR	\$14.94	354-151-010	MFR	\$44.82	354-162-007	SFR	\$14.94
354-136-011	MFR	\$44.82	354-151-011	MFR	\$44.82	354-162-008	MFR2	\$29.88
354-137-001	COM	\$74.70	354-152-001	SFR	\$14.94	354-162-009	VSFR	\$7.46
354-137-002	COM	\$74.70	354-152-002	MFR	\$44.82	354-163-001	SFR	\$14.94
354-137-003	SFR	\$14.94	354-152-003	COM	\$74.70	354-163-002	SFR	\$14.94
354-137-004	MFR5	\$74.70	354-152-004	COM	\$74.70	354-163-003	SFR	\$14.94
354-137-005	SFR	\$14.94	354-152-005	COM	\$74.70	354-163-004	SFR	\$14.94
354-137-006	MFR	\$44.82	354-152-006	COM	\$74.70	354-163-005	COM	\$74.70
354-137-007	COM	\$74.70	354-152-007	MFR2	\$29.88	354-163-006	MFR2	\$29.88
354-137-010	COM	\$74.70	354-152-008	MFR	\$44.82	354-163-007	MFR2	\$29.88
354-141-003	SFR	\$14.94	354-153-001	MFR2	\$29.88	354-163-008	MFR2	\$29.88
354-141-005	SFR	\$14.94	354-153-002	MFR2	\$29.88	354-163-009	VSFR	\$7.46
354-142-001	MFR	\$44.82	354-153-003	MFR2	\$29.88	354-163-010	VSFR	\$7.46
354-142-002	MFR	\$44.82	354-153-005	COM	\$74.70	354-163-011	MFR2	\$29.88
354-142-003	SFR	\$14.94	354-153-006	COM	\$74.70	354-163-012	MFR2	\$29.88
354-142-004	MFR2	\$29.88	354-153-007	COM	\$74.70	354-163-013	MFR	\$44.82
354-142-006	MFR	\$44.82	354-153-008	SFR	\$14.94	354-163-014	SFR	\$14.94
354-142-007	COM	\$74.70	354-153-009	MFR2	\$29.88	354-164-001	SFR	\$14.94
354-142-008	MFR2	\$29.88	354-153-010	SFR	\$14.94	354-164-002	MFR2	\$29.88
354-142-009	SFR	\$14.94	354-154-001	SFR	\$14.94	354-164-003	SFR	\$14.94
354-142-010	MFR	\$44.82	354-154-002	MFR2	\$29.88	354-164-004	MFR2	\$29.88
354-142-011	COM	\$74.70	354-154-003	MFR	\$44.82	354-164-005	MFR2	\$29.88
354-143-002	SFR	\$14.94	354-154-004	MFR2	\$29.88	354-164-006	MFR2	\$29.88
354-143-003	SFR	\$14.94	354-154-005	MFR	\$44.82	354-164-007	SFR	\$14.94
354-143-005	SFR	\$14.94	354-154-006	MFR2	\$29.88	354-164-008	SFR	\$14.94
354-143-006	VSFR	\$7.46	354-154-007	MFR	\$44.82	354-164-009	MFR2	\$29.88
354-144-001	SFR	\$14.94	354-154-008	SFR	\$14.94	354-164-010	SFR	\$14.94
354-144-002	MFR2	\$29.88	354-155-001	COM	\$74.70	354-164-011	SFR	\$14.94
354-144-003	MFR5	\$74.70	354-155-002	MFR2	\$29.88	354-164-012	SFR	\$14.94
354-144-004	MFR	\$44.82	354-155-003	MFR	\$44.82	354-165-001	MFR2	\$29.88
354-144-005	MFR2	\$29.88	354-155-004	VSFR	\$7.46	354-165-002	MFR2	\$29.88
354-144-006	SFR	\$14.94	354-155-005	SFR	\$14.94	354-165-003	SFR	\$14.94
354-144-007	MFR2	\$29.88	354-155-006	MFR2	\$29.88	354-165-005	SFR	\$14.94
354-144-008	SFR	\$14.94	354-155-007	VSFR	\$7.46	354-166-001	SFR	\$14.94
354-144-009	MFR2	\$29.88	354-155-008	MFR2	\$29.88	354-166-002	MFR2	\$29.88
354-144-010	MFR2	\$29.88	354-155-009	SFR	\$14.94	354-166-003	SFR	\$14.94
354-145-001	SFR	\$14.94	354-156-001	SFR	\$14.94	354-166-004	SFR	\$14.94
354-145-002	SFR	\$14.94	354-156-002	SFR	\$14.94	354-166-005	MFR2	\$29.88
354-145-003	SFR	\$14.94	354-156-003	SFR	\$14.94	354-166-006	MFR	\$44.82
354-145-004	MFR	\$44.82	354-156-004	SFR	\$14.94	354-166-007	SFR	\$14.94
354-145-005	MFR	\$44.82	354-156-005	SFR	\$14.94	354-166-008	SFR	\$14.94
354-145-006	MFR2	\$29.88	354-156-006	SFR	\$14.94	354-166-009	SFR	\$14.94
354-145-007	MFR5	\$74.70	354-157-001	SFR	\$14.94	354-166-010	SFR	\$14.94
354-151-001	MFR2	\$29.88	354-157-002	MFR2	\$29.88	354-171-001	SFR	\$14.94
354-151-002	MFR2	\$29.88	354-157-003	SFR	\$14.94	354-171-003	MFR	\$44.82
354-151-003	SFR	\$14.94	354-157-004	MFR	\$44.82	354-171-004	MFR	\$44.82



Assessor's Parcel Number	Property Class	FY18-19 Service Charge	Assessor's Parcel Number	Property Class	FY18-19 Service Charge	Assessor's Parcel Number	Property Class	FY18-19 Service Charge
354-171-005	SFR	\$14.94	354-177-007	VSFR	\$7.46	354-180-051	VSFR	\$7.46
354-171-006	SFR	\$14.94	354-177-008	SFR	\$14.94	354-180-052	SFR	\$14.94
354-171-007	SFR	\$14.94	354-177-009	MFR2	\$29.88	354-180-053	SFR	\$14.94
354-171-008	MFR2	\$29.88	354-178-001	MFR2	\$29.88	354-180-054	VSFR	\$7.46
354-171-009	SFR	\$14.94	354-178-002	SFR	\$14.94	354-180-055	VSFR	\$7.46
354-172-001	SFR	\$14.94	354-178-008	SFR	\$14.94	354-180-056	VSFR	\$7.46
354-172-002	MFR2	\$29.88	354-178-009	SFR	\$14.94	354-180-057	VSFR	\$7.46
354-172-003	SFR	\$14.94	354-178-010	SFR	\$14.94	354-180-058	VSFR	\$7.46
354-172-004	SFR	\$14.94	354-178-011	SFR	\$14.94	354-180-059	VSFR	\$7.46
354-172-005	MFR2	\$29.88	354-178-012	SFR	\$14.94	354-180-060	VSFR	\$7.46
354-172-006	SFR	\$14.94	354-178-013	SFR	\$14.94	354-180-061	VSFR	\$7.46
354-172-007	MFR2	\$29.88	354-178-015	SFR	\$14.94	354-180-062	VSFR	\$7.46
354-172-008	MFR2	\$29.88	354-178-016	SFR	\$14.94	354-180-063	SFR	\$14.94
354-172-009	SFR	\$14.94	354-180-001	VSFR	\$7.46	354-180-064	SFR	\$14.94
354-172-010	SFR	\$14.94	354-180-003	MFR	\$44.82	354-203-002	INST	\$74.70
354-172-011	SFR	\$14.94	354-180-004	SFR	\$14.94	354-203-003	INST	\$74.70
354-173-001	SFR	\$14.94	354-180-010	VSFR	\$7.46	354-212-001	COM	\$74.70
354-173-002	SFR	\$14.94	354-180-011	VSFR	\$7.46	354-213-001	SFR	\$14.94
354-173-003	MFR2	\$29.88	354-180-012	SFR	\$14.94	354-213-002	SFR	\$14.94
354-173-004	MFR	\$44.82	354-180-013	SFR	\$14.94	354-213-003	SFR	\$14.94
354-173-007	SFR	\$14.94	354-180-014	SFR	\$14.94	354-213-004	SFR	\$14.94
354-173-008	VSFR	\$7.46	354-180-015	SFR	\$14.94	354-213-005	SFR	\$14.94
354-173-009	VSFR	\$7.46	354-180-016	SFR	\$14.94	354-213-006	SFR	\$14.94
354-173-010	VSFR	\$7.46	354-180-017	MFR2	\$29.88	354-213-007	SFR	\$14.94
354-175-002	SFR	\$14.94	354-180-018	SFR	\$14.94	354-213-008	SFR	\$14.94
354-175-003	SFR	\$14.94	354-180-020	VSFR	\$7.46	354-213-009	SFR	\$14.94
354-175-004	SFR	\$14.94	354-180-021	VSFR	\$7.46	354-213-010	SFR	\$14.94
354-175-005	SFR	\$14.94	354-180-022	VSFR	\$7.46	354-213-011	SFR	\$14.94
354-175-006	SFR	\$14.94	354-180-025	SFR	\$14.94	354-213-012	SFR	\$14.94
354-175-007	SFR	\$14.94	354-180-026	SFR	\$14.94	354-214-002	SFR	\$14.94
354-175-008	MFR2	\$29.88	354-180-027	MFR2	\$29.88	354-214-003	SFR	\$14.94
354-175-009	MFR2	\$29.88	354-180-028	SFR	\$14.94	354-214-004	SFR	\$14.94
354-175-011	SFR	\$14.94	354-180-029	VSFR	\$7.46	354-214-006	SFR	\$14.94
354-175-012	SFR	\$14.94	354-180-030	VSFR	\$7.46	354-214-007	SFR	\$14.94
354-175-014	MFR2	\$29.88	354-180-031	VSFR	\$7.46	354-214-012	SFR	\$14.94
354-175-016	VSFR	\$7.46	354-180-032	SFR	\$14.94	354-214-015	SFR	\$14.94
354-175-018	MFR2	\$29.88	354-180-033	VSFR	\$7.46	354-214-017	SFR	\$14.94
354-175-019	SFR	\$14.94	354-180-034	VSFR	\$7.46	354-214-019	SFR	\$14.94
354-175-020	SFR	\$14.94	354-180-035	VSFR	\$7.46	354-214-020	SFR	\$14.94
354-176-001	SFR	\$14.94	354-180-036	VSFR	\$7.46	354-214-021	SFR	\$14.94
354-176-002	MFR2	\$29.88	354-180-037	VSFR	\$7.46	354-214-022	SFR	\$14.94
354-176-003	SFR	\$14.94	354-180-038	VSFR	\$7.46	354-214-023	SFR	\$14.94
354-176-005	SFR	\$14.94	354-180-039	SFR	\$14.94	354-214-024	SFR	\$14.94
354-176-006	MFR2	\$29.88	354-180-040	VSFR	\$7.46	354-214-025	SFR	\$14.94
354-176-008	MFR	\$44.82	354-180-043	VSFR	\$7.46	354-214-026	SFR	\$14.94
354-176-009	SFR	\$14.94	354-180-044	VSFR	\$7.46	354-215-001	SFR	\$14.94
354-176-010	SFR	\$14.94	354-180-045	VSFR	\$7.46	354-215-002	VSFR	\$7.46
354-177-001	SFR	\$14.94	354-180-046	VSFR	\$7.46	354-215-005	SFR	\$14.94
354-177-002	SFR	\$14.94	354-180-047	VSFR	\$7.46	354-215-007	SFR	\$14.94
354-177-003	SFR	\$14.94	354-180-048	VSFR	\$7.46	354-215-008	SFR	\$14.94
354-177-004	MFR2	\$29.88	354-180-049	VSFR	\$7.46	354-215-009	SFR	\$14.94
354-177-006	SFR	\$14.94	354-180-050	VSFR	\$7.46	354-215-012	SFR	\$14.94

Assessor's Parcel Number	Property Class	FY18-19 Service Charge	Assessor's Parcel Number	Property Class	FY18-19 Service Charge	Assessor's Parcel Number	Property Class	FY18-19 Service Charge
354-215-013	SFR	\$1 4.94	354-231-024	SFR	\$1 4.94	354-252-002	SFR	\$1 4.94
354-221-001	SFR	\$1 4.94	354-231-025	SFR	\$1 4.94	354-252-003	SFR	\$1 4.94
354-221-006	SFR	\$1 4.94	354-231-026	SFR	\$1 4.94	354-252-004	SFR	\$1 4.94
354-221-009	SFR	\$1 4.94	354-231-027	SFR	\$1 4.94	354-252-005	SFR	\$1 4.94
354-221-010	SFR	\$1 4.94	354-231-028	VSFR	\$7.46	354-252-006	SFR	\$1 4.94
354-221-011	SFR	\$1 4.94	354-232-001	SFR	\$1 4.94	354-252-007	SFR	\$1 4.94
354-221-013	SFR	\$1 4.94	354-232-002	SFR	\$1 4.94	354-252-008	SFR	\$1 4.94
354-221-014	SFR	\$1 4.94	354-232-003	SFR	\$1 4.94	354-252-009	SFR	\$1 4.94
354-221-015	SFR	\$1 4.94	354-232-004	SFR	\$1 4.94	354-252-010	SFR	\$1 4.94
354-221-016	SFR	\$1 4.94	354-232-005	SFR	\$1 4.94	354-252-011	SFR	\$1 4.94
354-221-017	SFR	\$1 4.94	354-232-006	SFR	\$1 4.94	354-252-014	SFR	\$1 4.94
354-221-019	SFR	\$1 4.94	354-232-007	SFR	\$1 4.94	354-252-015	SFR	\$1 4.94
354-221-020	SFR	\$1 4.94	354-232-008	SFR	\$1 4.94	354-252-016	SFR	\$1 4.94
354-221-021	SFR	\$1 4.94	354-232-009	SFR	\$1 4.94	354-252-017	SFR	\$1 4.94
354-221-022	SFR	\$1 4.94	354-232-013	SFR	\$1 4.94	354-252-019	SFR	\$1 4.94
354-221-023	SFR	\$1 4.94	354-232-014	SFR	\$1 4.94	354-261-002	SFR	\$1 4.94
354-221-024	SFR	\$1 4.94	354-232-016	SFR	\$1 4.94	354-261-004	SFR	\$1 4.94
354-221-025	MFR2	\$29.88	354-232-017	SFR	\$1 4.94	354-261-005	SFR	\$1 4.94
354-221-026	SFR	\$1 4.94	354-232-018	MFR2	\$29.88	354-261-006	SFR	\$1 4.94
354-221-027	SFR	\$1 4.94	354-232-020	SFR	\$1 4.94	354-261-008	SFR	\$1 4.94
354-221-028	SFR	\$1 4.94	354-232-021	SFR	\$1 4.94	354-262-002	SFR	\$1 4.94
354-221-029	SFR	\$1 4.94	354-232-022	SFR	\$1 4.94	354-262-003	SFR	\$1 4.94
354-221-030	SFR	\$1 4.94	354-232-023	SFR	\$1 4.94	354-262-004	SFR	\$1 4.94
354-221-031	SFR	\$1 4.94	354-232-024	SFR	\$1 4.94	354-262-005	SFR	\$1 4.94
354-221-032	MFR2	\$29.88	354-232-025	VSFR	\$7.46	354-262-006	SFR	\$1 4.94
354-221-034	SFR	\$1 4.94	354-232-026	SFR	\$1 4.94	354-262-007	SFR	\$1 4.94
354-221-035	SFR	\$1 4.94	354-232-027	SFR	\$1 4.94	354-262-010	SFR	\$1 4.94
354-221-036	SFR	\$1 4.94	354-233-001	SFR	\$1 4.94	354-262-011	SFR	\$1 4.94
354-221-038	MFR	\$44.82	354-233-004	SFR	\$1 4.94	354-262-012	SFR	\$1 4.94
354-221-039	SFR	\$1 4.94	354-233-005	SFR	\$1 4.94	354-262-013	SFR	\$1 4.94
354-222-001	SFR	\$1 4.94	354-233-006	SFR	\$1 4.94	354-262-014	SFR	\$1 4.94
354-222-002	SFR	\$1 4.94	354-233-008	SFR	\$1 4.94	354-262-015	SFR	\$1 4.94
354-222-003	SFR	\$1 4.94	354-233-009	SFR	\$1 4.94	354-262-016	SFR	\$1 4.94
354-222-004	MFR	\$44.82	354-233-010	VSFR	\$7.46	354-262-017	SFR	\$1 4.94
354-231-005	SFR	\$1 4.94	354-233-011	SFR	\$1 4.94	354-262-019	SFR	\$1 4.94
354-231-006	SFR	\$1 4.94	354-251-001	SFR	\$1 4.94	354-262-020	SFR	\$1 4.94
354-231-007	SFR	\$1 4.94	354-251-002	SFR	\$1 4.94	354-262-022	SFR	\$1 4.94
354-231-008	SFR	\$1 4.94	354-251-003	SFR	\$1 4.94	354-262-023	SFR	\$1 4.94
354-231-009	SFR	\$1 4.94	354-251-004	SFR	\$1 4.94	354-262-024	SFR	\$1 4.94
354-231-010	SFR	\$1 4.94	354-251-005	SFR	\$1 4.94	354-262-025	SFR	\$1 4.94
354-231-011	SFR	\$1 4.94	354-251-006	SFR	\$1 4.94	354-262-028	SFR	\$1 4.94
354-231-012	SFR	\$1 4.94	354-251-007	SFR	\$1 4.94	354-262-029	SFR	\$1 4.94
354-231-013	SFR	\$1 4.94	354-251-008	SFR	\$1 4.94	354-262-030	SFR	\$1 4.94
354-231-014	SFR	\$1 4.94	354-251-009	SFR	\$1 4.94	354-262-031	SFR	\$1 4.94
354-231-015	MFR2	\$29.88	354-251-010	SFR	\$1 4.94	354-262-032	VSFR	\$7.46
354-231-016	SFR	\$1 4.94	354-251-016	SFR	\$1 4.94	354-271-001	SFR	\$1 4.94
354-231-018	SFR	\$1 4.94	354-251-017	SFR	\$1 4.94	354-271-005	SFR	\$1 4.94
354-231-019	SFR	\$1 4.94	354-251-018	SFR	\$1 4.94	354-271-006	SFR	\$1 4.94
354-231-020	SFR	\$1 4.94	354-251-019	SFR	\$1 4.94	354-271-007	SFR	\$1 4.94
354-231-021	SFR	\$1 4.94	354-251-020	SFR	\$1 4.94	354-271-016	SFR	\$1 4.94
354-231-022	SFR	\$1 4.94	354-251-022	SFR	\$1 4.94	354-271-018	SFR	\$1 4.94
354-231-023	SFR	\$1 4.94	354-252-001	SFR	\$1 4.94	354-271-022	SFR	\$1 4.94

Assessor's Parcel Number	Property Class	FY18-19 Service Charge	Assessor's Parcel Number	Property Class	FY18-19 Service Charge	Assessor's Parcel Number	Property Class	FY18-19 Service Charge
354-271-025	SFR	\$1 4.94	354-331-006	SFR	\$1 4.94	354-342-006	SFR	\$1 4.94
354-271-027	SFR	\$1 4.94	354-331-009	SFR	\$1 4.94	354-342-007	SFR	\$1 4.94
354-271-028	SFR	\$1 4.94	354-331-010	SFR	\$1 4.94	354-342-008	SFR	\$1 4.94
354-271-029	SFR	\$1 4.94	354-331-011	SFR	\$1 4.94	354-342-009	SFR	\$1 4.94
354-271-030	SFR	\$1 4.94	354-331-014	SFR	\$1 4.94	354-342-010	SFR	\$1 4.94
354-271-031	SFR	\$1 4.94	354-331-015	SFR	\$1 4.94	354-342-011	SFR	\$1 4.94
354-271-032	SFR	\$1 4.94	354-331-016	SFR	\$1 4.94	354-351-001	SFR	\$1 4.94
354-271-033	SFR	\$1 4.94	354-331-017	SFR	\$1 4.94	354-352-001	SFR	\$1 4.94
354-271-034	SFR	\$1 4.94	354-331-018	SFR	\$1 4.94	354-352-002	SFR	\$1 4.94
354-271-035	SFR	\$1 4.94	354-331-019	SFR	\$1 4.94	354-352-003	SFR	\$1 4.94
354-272-001	SFR	\$1 4.94	354-331-020	SFR	\$1 4.94	354-352-004	SFR	\$1 4.94
354-272-002	SFR	\$1 4.94	354-331-021	SFR	\$1 4.94	354-352-005	SFR	\$1 4.94
354-272-003	SFR	\$1 4.94	354-331-022	SFR	\$1 4.94	354-352-006	SFR	\$1 4.94
354-272-004	SFR	\$1 4.94	354-331-023	SFR	\$1 4.94	354-352-007	SFR	\$1 4.94
354-272-005	SFR	\$1 4.94	354-331-024	SFR	\$1 4.94	354-352-008	SFR	\$1 4.94
354-272-006	SFR	\$1 4.94	354-331-025	SFR	\$1 4.94	354-352-009	SFR	\$1 4.94
354-272-008	SFR	\$1 4.94	354-331-026	SFR	\$1 4.94	354-352-010	SFR	\$1 4.94
354-272-010	SFR	\$1 4.94	354-331-027	SFR	\$1 4.94	354-352-011	SFR	\$1 4.94
354-272-012	SFR	\$1 4.94	354-331-028	SFR	\$1 4.94	354-352-012	SFR	\$1 4.94
354-272-016	SFR	\$1 4.94	354-331-029	SFR	\$1 4.94	354-353-001	SFR	\$1 4.94
354-272-017	SFR	\$1 4.94	354-331-030	SFR	\$1 4.94	354-353-002	SFR	\$1 4.94
354-272-018	SFR	\$1 4.94	354-331-031	SFR	\$1 4.94	354-353-003	SFR	\$1 4.94
354-272-019	SFR	\$1 4.94	354-331-032	SFR	\$1 4.94	354-353-004	SFR	\$1 4.94
354-272-020	SFR	\$1 4.94	354-331-033	SFR	\$1 4.94	354-353-005	SFR	\$1 4.94
354-272-021	SFR	\$1 4.94	354-331-034	SFR	\$1 4.94	354-353-006	SFR	\$1 4.94
354-272-022	SFR	\$1 4.94	354-331-035	SFR	\$1 4.94	354-353-007	SFR	\$1 4.94
354-272-023	SFR	\$1 4.94	354-331-038	SFR	\$1 4.94	354-353-008	SFR	\$1 4.94
354-272-024	SFR	\$1 4.94	354-331-040	SFR	\$1 4.94	354-353-009	SFR	\$1 4.94
354-272-027	SFR	\$1 4.94	354-331-041	SFR	\$1 4.94	354-361-001	SFR	\$1 4.94
354-272-030	SFR	\$1 4.94	354-331-042	SFR	\$1 4.94	354-361-002	SFR	\$1 4.94
354-272-031	SFR	\$1 4.94	354-332-001	SFR	\$1 4.94	354-361-003	SFR	\$1 4.94
354-272-032	SFR	\$1 4.94	354-332-002	SFR	\$1 4.94	354-361-004	SFR	\$1 4.94
354-272-033	SFR	\$1 4.94	354-332-003	SFR	\$1 4.94	354-361-005	SFR	\$1 4.94
354-272-034	SFR	\$1 4.94	354-332-004	SFR	\$1 4.94	354-361-006	SFR	\$1 4.94
354-272-035	SFR	\$1 4.94	354-332-005	SFR	\$1 4.94	354-361-007	SFR	\$1 4.94
354-272-036	SFR	\$1 4.94	354-332-006	SFR	\$1 4.94	354-361-008	SFR	\$1 4.94
354-272-037	SFR	\$1 4.94	354-332-007	SFR	\$1 4.94	354-361-009	SFR	\$1 4.94
354-272-038	SFR	\$1 4.94	354-332-008	SFR	\$1 4.94	354-361-010	SFR	\$1 4.94
354-272-039	SFR	\$1 4.94	354-332-009	SFR	\$1 4.94	354-361-011	SFR	\$1 4.94
354-272-040	SFR	\$1 4.94	354-332-010	SFR	\$1 4.94	354-361-012	SFR	\$1 4.94
354-272-041	SFR	\$1 4.94	354-332-011	SFR	\$1 4.94	354-361-013	SFR	\$1 4.94
354-272-045	SFR	\$1 4.94	354-341-001	SFR	\$1 4.94	354-361-014	SFR	\$1 4.94
354-272-047	SFR	\$1 4.94	354-341-002	SFR	\$1 4.94	354-361-015	SFR	\$1 4.94
354-272-048	SFR	\$1 4.94	354-341-003	SFR	\$1 4.94	354-361-016	SFR	\$1 4.94
354-272-049	SFR	\$1 4.94	354-341-004	SFR	\$1 4.94	354-361-017	SFR	\$1 4.94
354-272-050	SFR	\$1 4.94	354-341-005	SFR	\$1 4.94	354-361-018	SFR	\$1 4.94
354-272-051	SFR	\$1 4.94	354-341-006	SFR	\$1 4.94	354-361-019	SFR	\$1 4.94
354-331-001	SFR	\$1 4.94	354-342-001	SFR	\$1 4.94	354-361-020	SFR	\$1 4.94
354-331-002	SFR	\$1 4.94	354-342-002	SFR	\$1 4.94	354-361-021	SFR	\$1 4.94
354-331-003	SFR	\$1 4.94	354-342-003	SFR	\$1 4.94	354-362-001	SFR	\$1 4.94
354-331-004	SFR	\$1 4.94	354-342-004	SFR	\$1 4.94	354-362-002	SFR	\$1 4.94
354-331-005	SFR	\$1 4.94	354-342-005	SFR	\$1 4.94	354-362-003	SFR	\$1 4.94

Assessor's Parcel Number	Property Class	FY18-19 Service Charge	Assessor's Parcel Number	Property Class	FY18-19 Service Charge	Assessor's Parcel Number	Property Class	FY18-19 Service Charge
354-362-004	SFR	\$14.94	355-030-022	SFR	\$14.94	355-100-038	SFR	\$14.94
354-362-005	SFR	\$14.94	355-030-023	SFR	\$14.94	355-100-039	SFR	\$14.94
354-362-006	SFR	\$14.94	355-030-024	SFR	\$14.94	355-111-001	SFR	\$14.94
354-362-007	SFR	\$14.94	355-030-025	VSFR	\$7.46	355-111-002	SFR	\$14.94
354-362-008	SFR	\$14.94	355-030-026	SFR	\$14.94	355-111-003	SFR	\$14.94
354-362-009	SFR	\$14.94	355-081-003	SFR	\$14.94	355-111-004	SFR	\$14.94
354-362-010	SFR	\$14.94	355-081-004	SFR	\$14.94	355-111-005	SFR	\$14.94
354-362-011	SFR	\$14.94	355-081-005	SFR	\$14.94	355-111-006	SFR	\$14.94
354-362-012	SFR	\$14.94	355-081-006	SFR	\$14.94	355-111-008	SFR	\$14.94
354-362-013	SFR	\$14.94	355-081-007	SFR	\$14.94	355-112-001	SFR	\$14.94
354-362-014	SFR	\$14.94	355-081-009	SFR	\$14.94	355-112-002	SFR	\$14.94
354-363-001	SFR	\$14.94	355-082-001	SFR	\$14.94	355-112-003	MFR2	\$29.88
354-363-002	SFR	\$14.94	355-082-002	SFR	\$14.94	355-112-004	SFR	\$14.94
354-363-003	SFR	\$14.94	355-082-003	SFR	\$14.94	355-112-005	SFR	\$14.94
354-363-004	SFR	\$14.94	355-083-001	SFR	\$14.94	355-112-008	SFR	\$14.94
354-363-005	SFR	\$14.94	355-083-002	SFR	\$14.94	355-112-009	SFR	\$14.94
354-363-006	SFR	\$14.94	355-083-003	SFR	\$14.94	355-113-001	SFR	\$14.94
354-363-007	SFR	\$14.94	355-083-004	SFR	\$14.94	355-113-002	SFR	\$14.94
354-370-001	CONDO	\$7.46	355-083-005	VSFR	\$7.46	355-113-003	SFR	\$14.94
354-370-002	CONDO	\$7.46	355-083-007	SFR	\$14.94	355-113-004	SFR	\$14.94
354-370-003	CONDO	\$7.46	355-083-008	SFR	\$14.94	355-113-005	SFR	\$14.94
354-370-004	CONDO	\$7.46	355-083-012	VSFR	\$7.46	355-113-006	SFR	\$14.94
354-370-005	CONDO	\$7.46	355-083-013	VSFR	\$7.46	355-113-007	SFR	\$14.94
354-370-006	CONDO	\$7.46	355-083-014	SFR	\$14.94	355-113-008	SFR	\$14.94
354-370-007	CONDO	\$7.46	355-083-015	SFR	\$14.94	355-113-009	SFR	\$14.94
354-370-008	CONDO	\$7.46	355-083-016	SFR	\$14.94	355-113-010	SFR	\$14.94
354-370-009	CONDO	\$7.46	355-083-017	VSFR	\$7.46	355-113-011	SFR	\$14.94
354-370-010	CONDO	\$7.46	355-100-007	VSFR	\$7.46	355-113-012	SFR	\$14.94
354-370-011	CONDO	\$7.46	355-100-009	SFR	\$14.94	355-113-013	SFR	\$14.94
354-370-012	CONDO	\$7.46	355-100-010	SFR	\$14.94	355-113-014	SFR	\$14.94
354-370-013	CONDO	\$7.46	355-100-016	VSFR	\$7.46	355-113-015	SFR	\$14.94
354-370-014	CONDO	\$7.46	355-100-017	SFR	\$14.94	355-113-016	SFR	\$14.94
354-370-015	CONDO	\$7.46	355-100-018	SFR	\$14.94	355-113-018	SFR	\$14.94
354-370-016	CONDO	\$7.46	355-100-019	SFR	\$14.94	355-113-019	SFR	\$14.94
354-370-017	CONDO	\$7.46	355-100-020	SFR	\$14.94	355-113-020	SFR	\$14.94
354-370-018	CONDO	\$7.46	355-100-021	SFR	\$14.94	355-113-021	SFR	\$14.94
354-370-019	CONDO	\$7.46	355-100-022	SFR	\$14.94	355-113-022	VSFR	\$7.46
354-370-020	CONDO	\$7.46	355-100-023	SFR	\$14.94	355-113-023	SFR	\$14.94
354-370-021	CONDO	\$7.46	355-100-024	SFR	\$14.94	355-113-024	SFR	\$14.94
354-370-022	CONDO	\$7.46	355-100-025	SFR	\$14.94	355-114-001	SFR	\$14.94
354-370-023	CONDO	\$7.46	355-100-026	SFR	\$14.94	355-114-002	SFR	\$14.94
354-370-024	CONDO	\$7.46	355-100-027	SFR	\$14.94	355-114-003	MFR2	\$29.88
355-030-004	SFR	\$14.94	355-100-028	SFR	\$14.94	355-114-004	SFR	\$14.94
355-030-005	VSFR	\$7.46	355-100-029	SFR	\$14.94	355-121-002	VSFR	\$7.46
355-030-006	VSFR	\$7.46	355-100-030	SFR	\$14.94	355-121-003	MFR2	\$29.88
355-030-007	SFR	\$14.94	355-100-031	SFR	\$14.94	355-121-004	MFR2	\$29.88
355-030-008	SFR	\$14.94	355-100-032	SFR	\$14.94	355-121-005	SFR	\$14.94
355-030-015	SFR	\$14.94	355-100-033	SFR	\$14.94	355-121-006	SFR	\$14.94
355-030-018	VSFR	\$7.46	355-100-034	SFR	\$14.94	355-121-007	SFR	\$14.94
355-030-019	SFR	\$14.94	355-100-035	SFR	\$14.94	355-121-008	SFR	\$14.94
355-030-020	SFR	\$14.94	355-100-036	SFR	\$14.94	355-121-009	SFR	\$14.94
355-030-021	SFR	\$14.94	355-100-037	SFR	\$14.94	355-121-010	SFR	\$14.94

Assessor's Parcel Number	Property Class	FY18-19 Service Charge	Assessor's Parcel Number	Property Class	FY18-19 Service Charge	Assessor's Parcel Number	Property Class	FY18-19 Service Charge
355-121-011	MFR2	\$29.88	357-042-017	COM	\$74.70	357-047-011	SFR	\$14.94
355-122-001	SFR	\$14.94	357-042-018	COM	\$74.70	357-047-012	SFR	\$14.94
355-122-002	MFR4	\$59.76	357-042-022	COM	\$74.70	357-047-015	MFR4	\$59.76
355-122-003	MFR4	\$59.76	357-042-025	INST	\$74.70	357-047-016	SFR	\$14.94
355-122-005	SFR	\$14.94	357-042-028	INST	\$74.70	357-047-018	SFR	\$14.94
355-122-006	SFR	\$14.94	357-043-001	MFR5	\$74.70	357-047-019	SFR	\$14.94
355-122-007	SFR	\$14.94	357-043-003	SFR	\$14.94	357-047-020	SFR	\$14.94
355-122-008	SFR	\$14.94	357-043-004	SFR	\$14.94	357-051-002	COM	\$74.70
355-122-009	SFR	\$14.94	357-044-001	MFR2	\$29.88	357-051-003	COM	\$74.70
355-123-001	SFR	\$14.94	357-044-002	COM	\$74.70	357-051-004	COM	\$74.70
355-123-002	SFR	\$14.94	357-044-003	SFR	\$14.94	357-052-001	COM	\$74.70
355-123-003	MFR2	\$29.88	357-044-006	SFR	\$14.94	357-052-002	VMFR	\$7.46
355-123-004	SFR	\$14.94	357-044-007	MFR	\$44.82	357-052-003	SFR	\$14.94
355-125-002	SFR	\$14.94	357-044-008	SFR	\$14.94	357-052-004	COM	\$74.70
355-125-004	VSFR	\$7.46	357-044-009	SFR	\$14.94	357-052-007	SFR	\$14.94
355-125-005	SFR	\$14.94	357-044-010	MFR2	\$29.88	357-052-008	SFR	\$14.94
355-140-001	SFR	\$14.94	357-044-011	IND	\$74.70	357-052-014	MFR	\$44.82
355-140-010	SFR	\$14.94	357-044-012	IND	\$74.70	357-052-015	VCOM	\$7.46
355-140-012	VSFR	\$7.46	357-044-014	COM	\$74.70	357-052-016	MFR2	\$29.88
355-140-016	VSFR	\$7.46	357-044-015	MFR	\$44.82	357-052-017	COM	\$74.70
355-140-018	SFR	\$14.94	357-044-016	MFR	\$44.82	357-053-001	SFR	\$14.94
355-140-022	MFR2	\$29.88	357-045-001	MFR4	\$59.76	357-053-002	SFR	\$14.94
355-140-032	SFR	\$14.94	357-045-002	SFR	\$14.94	357-053-003	SFR	\$14.94
355-140-033	SFR	\$14.94	357-045-003	SFR	\$14.94	357-053-004	SFR	\$14.94
355-140-034	COM	\$74.70	357-045-004	SFR	\$14.94	357-053-005	SFR	\$14.94
357-010-002	IND	\$74.70	357-045-006	SFR	\$14.94	357-053-006	SFR	\$14.94
357-010-003	VIND	\$74.70	357-045-007	SFR	\$14.94	357-053-007	SFR	\$14.94
357-020-009	COM	\$74.70	357-046-001	SFR	\$14.94	357-053-010	SFR	\$14.94
357-020-010	VCOM	\$7.46	357-046-002	SFR	\$14.94	357-053-011	SFR	\$14.94
357-020-025	VCOM	\$7.46	357-046-003	SFR	\$14.94	357-053-014	MFR	\$44.82
357-020-026	VIND	\$74.70	357-046-004	SFR	\$14.94	357-053-015	MFR	\$44.82
357-041-001	COM	\$74.70	357-046-005	SFR	\$14.94	357-053-016	MFR	\$44.82
357-041-002	COM	\$74.70	357-046-006	SFR	\$14.94	357-053-017	MFR5	\$74.70
357-041-003	COM	\$74.70	357-046-007	MFR2	\$29.88	357-053-018	MFR2	\$29.88
357-041-005	INST	\$74.70	357-046-008	MFR2	\$29.88	357-053-019	SFR	\$14.94
357-041-010	COM	\$74.70	357-046-009	SFR	\$14.94	357-053-020	SFR	\$14.94
357-041-011	VCOM	\$7.46	357-046-012	SFR	\$14.94	357-054-004	SFR	\$14.94
357-041-013	COM	\$74.70	357-046-013	SFR	\$14.94	357-054-005	SFR	\$14.94
357-042-001	COM	\$74.70	357-046-014	SFR	\$14.94	357-054-006	SFR	\$14.94
357-042-003	COM	\$74.70	357-046-015	SFR	\$14.94	357-054-007	SFR	\$14.94
357-042-004	VMFR	\$7.46	357-046-016	SFR	\$14.94	357-054-008	SFR	\$14.94
357-042-005	MFR	\$44.82	357-046-017	SFR	\$14.94	357-054-009	MFR2	\$29.88
357-042-006	MFR	\$44.82	357-046-021	SFR	\$14.94	357-054-010	SFR	\$14.94
357-042-007	SFR	\$14.94	357-046-024	MFR	\$44.82	357-054-011	MFR	\$44.82
357-042-008	VSFR	\$7.46	357-046-025	SFR	\$14.94	357-054-014	SFR	\$14.94
357-042-009	SFR	\$14.94	357-046-026	SFR	\$14.94	357-054-015	SFR	\$14.94
357-042-010	SFR	\$14.94	357-047-001	SFR	\$14.94	357-054-020	SFR	\$14.94
357-042-011	VCOM	\$7.46	357-047-002	SFR	\$14.94	357-054-021	SFR	\$14.94
357-042-012	COM	\$74.70	357-047-003	MFR2	\$29.88	357-061-003	SFR	\$14.94
357-042-013	COM	\$74.70	357-047-007	MFR2	\$29.88	357-061-004	SFR	\$14.94
357-042-014	VCOM	\$7.46	357-047-009	SFR	\$14.94	357-061-005	VSFR	\$7.46
357-042-015	COM	\$74.70	357-047-010	MFR	\$44.82	357-061-009	SFR	\$14.94

Assessor's Parcel Number	Property Class	FY18-19 Service Charge	Assessor's Parcel Number	Property Class	FY18-19 Service Charge	Assessor's Parcel Number	Property Class	FY18-19 Service Charge
357-061-010	VSFR	\$7.46	357-071-019	SFR	\$14.94	357-081-033	VSFR	\$7.46
357-061-011	MFR	\$44.82	357-071-020	SFR	\$14.94	357-081-034	INST	\$74.70
357-061-013	SFR	\$14.94	357-071-021	SFR	\$14.94	357-081-035	COM	\$74.70
357-061-015	MFR2	\$29.88	357-071-022	SFR	\$14.94	357-081-036	SFR	\$14.94
357-061-016	SFR	\$14.94	357-071-023	SFR	\$14.94	357-081-037	SFR	\$14.94
357-061-017	SFR	\$14.94	357-071-024	SFR	\$14.94	357-081-038	COM	\$74.70
357-061-018	SFR	\$14.94	357-071-026	MFR2	\$29.88	357-082-002	SFR	\$14.94
357-061-019	SFR	\$14.94	357-071-027	MFR2	\$29.88	357-082-003	SFR	\$14.94
357-061-020	SFR	\$14.94	357-071-028	SFR	\$14.94	357-082-004	SFR	\$14.94
357-061-022	SFR	\$14.94	357-071-029	SFR	\$14.94	357-082-005	SFR	\$14.94
357-061-025	SFR	\$14.94	357-071-031	SFR	\$14.94	357-082-006	SFR	\$14.94
357-061-026	VSFR	\$7.46	357-071-032	SFR	\$14.94	357-082-007	SFR	\$14.94
357-061-027	SFR	\$14.94	357-071-033	SFR	\$14.94	357-082-008	SFR	\$14.94
357-061-028	SFR	\$14.94	357-071-034	SFR	\$14.94	357-082-009	SFR	\$14.94
357-062-001	SFR	\$14.94	357-072-001	SFR	\$14.94	357-082-010	SFR	\$14.94
357-062-002	SFR	\$14.94	357-072-004	SFR	\$14.94	357-082-011	SFR	\$14.94
357-062-003	SFR	\$14.94	357-072-005	SFR	\$14.94	357-082-012	SFR	\$14.94
357-062-004	SFR	\$14.94	357-072-006	SFR	\$14.94	357-082-013	MFR	\$44.82
357-062-005	SFR	\$14.94	357-072-007	SFR	\$14.94	357-082-014	SFR	\$14.94
357-062-006	SFR	\$14.94	357-072-008	SFR	\$14.94	357-082-015	SFR	\$14.94
357-062-007	SFR	\$14.94	357-072-010	SFR	\$14.94	357-082-016	MFR5	\$74.70
357-062-008	SFR	\$14.94	357-072-012	SFR	\$14.94	357-082-019	MFR2	\$29.88
357-062-009	SFR	\$14.94	357-072-013	SFR	\$14.94	357-082-022	MFR5	\$74.70
357-062-011	SFR	\$14.94	357-072-014	SFR	\$14.94	357-082-023	SFR	\$14.94
357-062-012	SFR	\$14.94	357-072-015	SFR	\$14.94	357-082-025	SFR	\$14.94
357-062-016	SFR	\$14.94	357-072-017	SFR	\$14.94	357-082-026	SFR	\$14.94
357-062-017	SFR	\$14.94	357-072-018	SFR	\$14.94	357-082-027	SFR	\$14.94
357-062-018	SFR	\$14.94	357-072-019	SFR	\$14.94	357-082-028	SFR	\$14.94
357-063-003	SFR	\$14.94	357-072-020	SFR	\$14.94	357-082-029	SFR	\$14.94
357-063-004	SFR	\$14.94	357-072-021	SFR	\$14.94	357-082-030	SFR	\$14.94
357-063-006	MFR	\$44.82	357-072-022	SFR	\$14.94	357-083-001	SFR	\$14.94
357-063-013	SFR	\$14.94	357-072-026	SFR	\$14.94	357-083-003	SFR	\$14.94
357-063-014	SFR	\$14.94	357-072-028	SFR	\$14.94	357-083-004	SFR	\$14.94
357-063-015	SFR	\$14.94	357-072-029	SFR	\$14.94	357-083-005	SFR	\$14.94
357-063-017	SFR	\$14.94	357-072-030	SFR	\$14.94	357-083-006	SFR	\$14.94
357-063-018	VSFR	\$7.46	357-073-001	SFR	\$14.94	357-083-007	SFR	\$14.94
357-071-001	SFR	\$14.94	357-073-002	SFR	\$14.94	357-083-009	SFR	\$14.94
357-071-002	SFR	\$14.94	357-073-003	SFR	\$14.94	357-083-012	SFR	\$14.94
357-071-003	SFR	\$14.94	357-081-001	MFR6	\$89.64	357-083-013	SFR	\$14.94
357-071-004	SFR	\$14.94	357-081-002	MFR5	\$74.70	357-083-014	SFR	\$14.94
357-071-006	SFR	\$14.94	357-081-003	VCOM	\$7.46	357-083-015	SFR	\$14.94
357-071-007	SFR	\$14.94	357-081-004	COM	\$74.70	357-083-016	SFR	\$14.94
357-071-008	SFR	\$14.94	357-081-006	COM	\$74.70	357-083-017	SFR	\$14.94
357-071-009	SFR	\$14.94	357-081-007	COM	\$74.70	357-083-018	SFR	\$14.94
357-071-010	SFR	\$14.94	357-081-011	SFR	\$14.94	357-083-019	SFR	\$14.94
357-071-011	SFR	\$14.94	357-081-012	SFR	\$14.94	357-083-020	SFR	\$14.94
357-071-013	SFR	\$14.94	357-081-013	SFR	\$14.94	357-083-021	SFR	\$14.94
357-071-014	SFR	\$14.94	357-081-014	MFR4	\$59.76	357-083-023	SFR	\$14.94
357-071-015	SFR	\$14.94	357-081-017	SFR	\$14.94	357-083-024	SFR	\$14.94
357-071-016	SFR	\$14.94	357-081-021	COM	\$74.70	357-083-025	SFR	\$14.94
357-071-017	SFR	\$14.94	357-081-029	SFR	\$14.94	357-083-026	SFR	\$14.94
357-071-018	SFR	\$14.94	357-081-032	COM	\$74.70	357-083-027	SFR	\$14.94

Assessor's Parcel Number	Property Class	FY18-19 Service Charge	Assessor's Parcel Number	Property Class	FY18-19 Service Charge	Assessor's Parcel Number	Property Class	FY18-19 Service Charge
357-083-028	SFR	\$14.94	357-094-001	SFR	\$14.94	357-111-036	COM	\$74.70
357-083-029	SFR	\$14.94	357-094-002	SFR	\$14.94	357-112-001	SFR	\$14.94
357-083-030	SFR	\$14.94	357-101-001	MFR5	\$74.70	357-112-002	SFR	\$14.94
357-083-031	SFR	\$14.94	357-101-002	VCOM	\$7.46	357-112-003	SFR	\$14.94
357-083-032	SFR	\$14.94	357-101-003	COM	\$74.70	357-112-004	SFR	\$14.94
357-083-033	SFR	\$14.94	357-101-004	SFR	\$14.94	357-112-005	SFR	\$14.94
357-091-005	MFR4	\$59.76	357-101-005	SFR	\$14.94	357-112-006	MFR2	\$29.88
357-091-006	SFR	\$14.94	357-101-006	SFR	\$14.94	357-112-007	MFR2	\$29.88
357-091-007	SFR	\$14.94	357-101-007	MFR6	\$89.64	357-112-008	SFR	\$14.94
357-091-011	SFR	\$14.94	357-102-001	SFR	\$14.94	357-112-009	SFR	\$14.94
357-091-012	SFR	\$14.94	357-102-003	SFR	\$14.94	357-112-010	SFR	\$14.94
357-091-014	SFR	\$14.94	357-102-004	SFR	\$14.94	357-112-011	SFR	\$14.94
357-091-015	SFR	\$14.94	357-102-005	SFR	\$14.94	357-112-013	MFR2	\$29.88
357-091-018	SFR	\$14.94	357-102-006	SFR	\$14.94	357-112-014	MFR2	\$29.88
357-091-019	SFR	\$14.94	357-102-007	SFR	\$14.94	357-112-016	SFR	\$14.94
357-091-020	SFR	\$14.94	357-102-008	SFR	\$14.94	357-112-017	SFR	\$14.94
357-091-021	SFR	\$14.94	357-102-010	SFR	\$14.94	357-112-018	SFR	\$14.94
357-091-023	SFR	\$14.94	357-102-011	SFR	\$14.94	357-112-019	SFR	\$14.94
357-091-030	SFR	\$14.94	357-102-012	VSFR	\$7.46	357-112-020	SFR	\$14.94
357-091-031	SFR	\$14.94	357-102-013	SFR	\$14.94	357-112-021	SFR	\$14.94
357-091-032	MFR5	\$74.70	357-102-014	SFR	\$14.94	357-112-022	SFR	\$14.94
357-091-033	MFR2	\$29.88	357-103-001	SFR	\$14.94	357-112-023	SFR	\$14.94
357-091-034	SFR	\$14.94	357-103-004	MFR	\$44.82	357-112-025	SFR	\$14.94
357-091-035	SFR	\$14.94	357-103-006	SFR	\$14.94	357-112-026	SFR	\$14.94
357-091-036	SFR	\$14.94	357-103-007	SFR	\$14.94	357-112-027	SFR	\$14.94
357-091-037	SFR	\$14.94	357-103-008	SFR	\$14.94	357-113-001	SFR	\$14.94
357-091-039	SFR	\$14.94	357-103-010	SFR	\$14.94	357-113-002	SFR	\$14.94
357-091-040	SFR	\$14.94	357-103-013	SFR	\$14.94	357-113-003	SFR	\$14.94
357-091-041	SFR	\$14.94	357-103-014	SFR	\$14.94	357-120-002	COM	\$74.70
357-093-002	SFR	\$14.94	357-103-015	SFR	\$14.94	357-120-003	VCOM	\$7.46
357-093-003	SFR	\$14.94	357-111-001	COM	\$74.70	357-120-013	SFR	\$14.94
357-093-004	SFR	\$14.94	357-111-002	SFR	\$14.94	357-120-014	SFR	\$14.94
357-093-006	SFR	\$14.94	357-111-003	SFR	\$14.94	357-120-015	SFR	\$14.94
357-093-007	SFR	\$14.94	357-111-009	COM	\$74.70	357-120-016	SFR	\$14.94
357-093-008	SFR	\$14.94	357-111-010	VCOM	\$7.46	357-120-017	SFR	\$14.94
357-093-009	SFR	\$14.94	357-111-012	MFR2	\$29.88	357-120-018	SFR	\$14.94
357-093-010	SFR	\$14.94	357-111-013	SFR	\$14.94	357-120-019	SFR	\$14.94
357-093-011	SFR	\$14.94	357-111-014	VSFR	\$7.46	357-120-020	SFR	\$14.94
357-093-012	SFR	\$14.94	357-111-015	SFR	\$14.94	357-120-021	SFR	\$14.94
357-093-013	SFR	\$14.94	357-111-017	SFR	\$14.94	357-120-022	SFR	\$14.94
357-093-014	SFR	\$14.94	357-111-019	MFR2	\$29.88	357-120-023	SFR	\$14.94
357-093-015	SFR	\$14.94	357-111-020	SFR	\$14.94	357-120-024	SFR	\$14.94
357-093-016	SFR	\$14.94	357-111-022	MFR2	\$29.88	357-120-025	SFR	\$14.94
357-093-017	SFR	\$14.94	357-111-023	SFR	\$14.94	357-120-026	SFR	\$14.94
357-093-018	SFR	\$14.94	357-111-024	SFR	\$14.94	357-120-027	SFR	\$14.94
357-093-022	SFR	\$14.94	357-111-025	SFR	\$14.94	357-120-028	SFR	\$14.94
357-093-023	SFR	\$14.94	357-111-026	SFR	\$14.94	357-120-029	SFR	\$14.94
357-093-024	SFR	\$14.94	357-111-027	SFR	\$14.94	357-120-030	SFR	\$14.94
357-093-025	SFR	\$14.94	357-111-028	SFR	\$14.94	357-120-031	SFR	\$14.94
357-093-026	SFR	\$14.94	357-111-029	COM	\$74.70	357-120-032	SFR	\$14.94
357-093-027	SFR	\$14.94	357-111-034	SFR	\$14.94	357-120-033	SFR	\$14.94
357-093-028	VSFR	\$7.46	357-111-035	SFR	\$14.94	357-120-034	SFR	\$14.94

Assessor's Parcel Number	Property Class	FY18-19 Service Charge	Assessor's Parcel Number	Property Class	FY18-19 Service Charge	Assessor's Parcel Number	Property Class	FY18-19 Service Charge
357-120-035	SFR	\$1 4.94	357-131-023	SFR	\$1 4.94	357-152-020	SFR	\$1 4.94
357-120-036	SFR	\$1 4.94	357-132-017	COM	\$74.70	357-152-021	MFR2	\$29.88
357-120-037	SFR	\$1 4.94	357-132-018	COM	\$74.70	357-152-022	SFR	\$1 4.94
357-120-038	SFR	\$1 4.94	357-132-019	COM	\$74.70	357-152-027	MFR5	\$74.70
357-120-039	SFR	\$1 4.94	357-140-010	VCOM	\$7.46	357-152-031	MFR5	\$74.70
357-120-040	SFR	\$1 4.94	357-140-011	SFR	\$1 4.94	357-152-033	MFR4	\$59.76
357-120-041	SFR	\$1 4.94	357-140-016	VCOM	\$7.46	357-152-034	SFR	\$1 4.94
357-120-042	SFR	\$1 4.94	357-140-032	SFR	\$1 4.94	357-152-035	SFR	\$1 4.94
357-120-043	SFR	\$1 4.94	357-140-033	MFR6	\$89.64	357-152-036	SFR	\$1 4.94
357-120-044	SFR	\$1 4.94	357-140-037	SFR	\$1 4.94	357-152-037	SFR	\$1 4.94
357-120-045	SFR	\$1 4.94	357-140-039	SFR	\$1 4.94	357-161-006	COM	\$74.70
357-120-046	SFR	\$1 4.94	357-140-041	SFR	\$1 4.94	357-161-007	SFR	\$1 4.94
357-120-047	SFR	\$1 4.94	357-140-043	COM	\$74.70	357-161-008	MFR2	\$29.88
357-120-048	SFR	\$1 4.94	357-140-044	MFR2	\$29.88	357-161-009	SFR	\$1 4.94
357-120-049	SFR	\$1 4.94	357-140-045	VCOM	\$7.46	357-161-010	SFR	\$1 4.94
357-120-050	SFR	\$1 4.94	357-140-046	MFR5	\$74.70	357-162-002	SFR	\$1 4.94
357-120-051	SFR	\$1 4.94	357-140-047	MFR5	\$74.70	357-162-003	MFR2	\$29.88
357-120-052	SFR	\$1 4.94	357-140-050	VSFR	\$7.46	357-162-005	SFR	\$1 4.94
357-120-053	SFR	\$1 4.94	357-140-051	VSFR	\$7.46	357-162-006	SFR	\$1 4.94
357-120-054	SFR	\$1 4.94	357-140-052	VSFR	\$7.46	357-162-007	SFR	\$1 4.94
357-120-055	SFR	\$1 4.94	357-140-053	VSFR	\$7.46	357-162-010	SFR	\$1 4.94
357-120-056	SFR	\$1 4.94	357-140-054	SFR	\$1 4.94	357-162-011	SFR	\$1 4.94
357-120-057	SFR	\$1 4.94	357-140-055	VSFR	\$7.46	357-162-012	SFR	\$1 4.94
357-120-058	SFR	\$1 4.94	357-151-002	VCOM	\$7.46	357-162-017	SFR	\$1 4.94
357-120-059	SFR	\$1 4.94	357-151-008	COM	\$74.70	357-162-018	MFR	\$44.82
357-120-060	SFR	\$1 4.94	357-151-013	SFR	\$1 4.94	357-162-019	INST	\$74.70
357-120-061	SFR	\$1 4.94	357-151-014	SFR	\$1 4.94	357-162-028	SFR	\$1 4.94
357-120-062	SFR	\$1 4.94	357-151-020	SFR	\$1 4.94	357-162-029	SFR	\$1 4.94
357-120-063	SFR	\$1 4.94	357-151-027	COM	\$74.70	357-162-032	SFR	\$1 4.94
357-120-064	SFR	\$1 4.94	357-151-028	COM	\$74.70	357-162-033	SFR	\$1 4.94
357-120-065	SFR	\$1 4.94	357-151-029	COM	\$74.70	357-162-034	SFR	\$1 4.94
357-120-066	SFR	\$1 4.94	357-151-030	COM	\$74.70	357-163-005	SFR	\$1 4.94
357-120-067	SFR	\$1 4.94	357-151-031	COM	\$74.70	357-163-006	SFR	\$1 4.94
357-120-068	SFR	\$1 4.94	357-151-032	SFR	\$1 4.94	357-163-007	MFR2	\$29.88
357-120-069	SFR	\$1 4.94	357-151-035	SFR	\$1 4.94	357-163-010	INST	\$74.70
357-120-070	SFR	\$1 4.94	357-151-036	COM	\$74.70	357-163-016	COM	\$74.70
357-120-073	MFR7	\$104.58	357-151-037	SFR	\$1 4.94	357-163-017	SFR	\$1 4.94
357-131-001	SFR	\$1 4.94	357-152-001	SFR	\$1 4.94	357-163-025	MFR5	\$74.70
357-131-003	SFR	\$1 4.94	357-152-002	SFR	\$1 4.94	357-163-026	MFR	\$44.82
357-131-005	SFR	\$1 4.94	357-152-003	SFR	\$1 4.94	357-163-027	MFR4	\$59.76
357-131-006	SFR	\$1 4.94	357-152-004	SFR	\$1 4.94	357-163-028	SFR	\$1 4.94
357-131-007	SFR	\$1 4.94	357-152-006	SFR	\$1 4.94	357-163-031	SFR	\$1 4.94
357-131-010	SFR	\$1 4.94	357-152-007	SFR	\$1 4.94	357-171-001	COM	\$74.70
357-131-012	SFR	\$1 4.94	357-152-010	SFR	\$1 4.94	357-171-002	VCOM	\$7.46
357-131-013	SFR	\$1 4.94	357-152-011	SFR	\$1 4.94	357-171-003	COM	\$74.70
357-131-014	SFR	\$1 4.94	357-152-012	SFR	\$1 4.94	357-171-004	COM	\$74.70
357-131-015	SFR	\$1 4.94	357-152-014	MFR	\$44.82	357-171-005	COM	\$74.70
357-131-016	SFR	\$1 4.94	357-152-015	SFR	\$1 4.94	357-171-008	VCOM	\$7.46
357-131-017	SFR	\$1 4.94	357-152-016	SFR	\$1 4.94	357-171-009	COM	\$74.70
357-131-019	SFR	\$1 4.94	357-152-017	SFR	\$1 4.94	357-171-010	VCOM	\$7.46
357-131-020	SFR	\$1 4.94	357-152-018	SFR	\$1 4.94	357-171-013	MFR4	\$59.76
357-131-021	SFR	\$1 4.94	357-152-019	SFR	\$1 4.94	357-171-014	MFR5	\$74.70



Assessor's Parcel Number	Property Class	FY18-19 Service Charge	Assessor's Parcel Number	Property Class	FY18-19 Service Charge	Assessor's Parcel Number	Property Class	FY18-19 Service Charge
357-171-016	MFR5	\$74.70	357-175-007	SFR	\$14.94	357-191-004	SFR	\$14.94
357-171-018	MFR5	\$74.70	357-175-008	SFR	\$14.94	357-191-005	SFR	\$14.94
357-171-019	COM	\$74.70	357-175-009	SFR	\$14.94	357-191-006	MFR2	\$29.88
357-171-020	VCOM	\$7.46	357-181-001	COM	\$74.70	357-191-007	SFR	\$14.94
357-172-005	MFR	\$44.82	357-181-002	INST	\$74.70	357-191-008	SFR	\$14.94
357-172-006	MFR5	\$74.70	357-181-003	SFR	\$14.94	357-191-009	SFR	\$14.94
357-173-002	SFR	\$14.94	357-181-004	SFR	\$14.94	357-191-010	SFR	\$14.94
357-173-003	SFR	\$14.94	357-181-009	MFR6	\$89.64	357-191-011	SFR	\$14.94
357-173-004	MFR2	\$29.88	357-181-010	COM	\$74.70	357-191-012	MFR2	\$29.88
357-173-005	MFR2	\$29.88	357-181-011	MFR2	\$29.88	357-191-014	SFR	\$14.94
357-173-006	SFR	\$14.94	357-182-001	SFR	\$14.94	357-191-015	SFR	\$14.94
357-173-007	SFR	\$14.94	357-182-008	SFR	\$14.94	357-191-016	SFR	\$14.94
357-173-008	SFR	\$14.94	357-182-010	MFR	\$44.82	357-191-017	SFR	\$14.94
357-173-009	SFR	\$14.94	357-182-011	MFR4	\$59.76	357-191-018	SFR	\$14.94
357-173-010	SFR	\$14.94	357-182-012	MFR5	\$74.70	357-191-019	SFR	\$14.94
357-173-011	SFR	\$14.94	357-183-001	MFR5	\$74.70	357-191-020	SFR	\$14.94
357-173-012	SFR	\$14.94	357-183-002	SFR	\$14.94	357-191-022	SFR	\$14.94
357-173-013	SFR	\$14.94	357-183-003	SFR	\$14.94	357-191-023	SFR	\$14.94
357-173-014	SFR	\$14.94	357-183-004	MFR4	\$59.76	357-191-024	SFR	\$14.94
357-173-015	SFR	\$14.94	357-183-005	SFR	\$14.94	357-191-025	SFR	\$14.94
357-173-016	SFR	\$14.94	357-183-006	MFR5	\$74.70	357-191-026	VSFR	\$7.46
357-173-018	SFR	\$14.94	357-183-007	SFR	\$14.94	357-192-001	SFR	\$14.94
357-173-019	SFR	\$14.94	357-183-008	SFR	\$14.94	357-192-002	SFR	\$14.94
357-173-020	SFR	\$14.94	357-183-009	SFR	\$14.94	357-192-003	SFR	\$14.94
357-174-001	SFR	\$14.94	357-183-010	SFR	\$14.94	357-192-004	SFR	\$14.94
357-174-002	SFR	\$14.94	357-183-011	SFR	\$14.94	357-192-005	SFR	\$14.94
357-174-003	SFR	\$14.94	357-183-012	SFR	\$14.94	357-192-006	SFR	\$14.94
357-174-004	SFR	\$14.94	357-183-013	SFR	\$14.94	357-192-007	SFR	\$14.94
357-174-005	SFR	\$14.94	357-183-014	SFR	\$14.94	357-192-008	SFR	\$14.94
357-174-006	SFR	\$14.94	357-183-015	MFR5	\$74.70	357-192-009	SFR	\$14.94
357-174-007	SFR	\$14.94	357-184-001	SFR	\$14.94	357-192-010	SFR	\$14.94
357-174-008	SFR	\$14.94	357-184-004	SFR	\$14.94	357-193-006	MFR2	\$29.88
357-174-009	SFR	\$14.94	357-184-005	MFR2	\$29.88	357-193-007	SFR	\$14.94
357-174-010	SFR	\$14.94	357-184-007	SFR	\$14.94	357-193-008	SFR	\$14.94
357-174-011	SFR	\$14.94	357-184-008	SFR	\$14.94	357-193-009	MFR2	\$29.88
357-174-012	SFR	\$14.94	357-184-009	SFR	\$14.94	357-193-010	SFR	\$14.94
357-174-013	SFR	\$14.94	357-184-010	SFR	\$14.94	357-193-011	INST	\$74.70
357-174-014	SFR	\$14.94	357-184-011	SFR	\$14.94	357-193-012	SFR	\$14.94
357-174-015	SFR	\$14.94	357-184-012	VSFR	\$7.46	357-193-013	SFR	\$14.94
357-174-016	SFR	\$14.94	357-184-013	VSFR	\$7.46	357-194-001	VSFR	\$7.46
357-174-017	MFR2	\$29.88	357-184-014	SFR	\$14.94	357-194-003	MFR2	\$29.88
357-174-018	SFR	\$14.94	357-185-001	COM	\$74.70	357-194-004	SFR	\$14.94
357-174-019	SFR	\$14.94	357-186-002	COM	\$74.70	357-194-005	SFR	\$14.94
357-174-020	SFR	\$14.94	357-186-004	COM	\$74.70	357-194-006	SFR	\$14.94
357-174-021	SFR	\$14.94	357-186-005	COM	\$74.70	357-195-001	SFR	\$14.94
357-174-022	SFR	\$14.94	357-186-008	COM	\$74.70	357-195-002	SFR	\$14.94
357-175-001	SFR	\$14.94	357-186-013	COM	\$74.70	357-195-003	SFR	\$14.94
357-175-002	SFR	\$14.94	357-186-014	VCOM	\$7.46	357-195-007	SFR	\$14.94
357-175-003	SFR	\$14.94	357-186-015	SFR	\$14.94	357-195-009	SFR	\$14.94
357-175-004	SFR	\$14.94	357-191-001	COM	\$74.70	357-195-010	SFR	\$14.94
357-175-005	SFR	\$14.94	357-191-002	SFR	\$14.94	357-195-012	MFR2	\$29.88
357-175-006	SFR	\$14.94	357-191-003	SFR	\$14.94	357-195-013	SFR	\$14.94

Assessor's Parcel Number	Property Class	FY18-19 Service Charge	Assessor's Parcel Number	Property Class	FY18-19 Service Charge	Assessor's Parcel Number	Property Class	FY18-19 Service Charge
357-195-014	MFR2	\$29.88	357-201-001	SFR	\$14.94	357-203-012	SFR	\$14.94
357-195-015	SFR	\$14.94	357-201-002	SFR	\$14.94	357-203-013	SFR	\$14.94
357-195-016	SFR	\$14.94	357-201-003	SFR	\$14.94	357-203-014	SFR	\$14.94
357-195-017	SFR	\$14.94	357-201-004	MFR2	\$29.88	357-204-003	SFR	\$14.94
357-195-018	SFR	\$14.94	357-201-005	SFR	\$14.94	357-204-006	SFR	\$14.94
357-195-019	SFR	\$14.94	357-201-006	SFR	\$14.94	357-204-007	SFR	\$14.94
357-195-020	MFR2	\$29.88	357-201-007	MFR2	\$29.88	357-204-009	SFR	\$14.94
357-196-004	SFR	\$14.94	357-201-008	SFR	\$14.94	357-204-010	SFR	\$14.94
357-196-005	SFR	\$14.94	357-201-009	SFR	\$14.94	357-204-012	MFR5	\$74.70
357-196-006	SFR	\$14.94	357-201-016	MFR	\$44.82	357-204-013	SFR	\$14.94
357-196-007	SFR	\$14.94	357-201-017	SFR	\$14.94	357-204-014	SFR	\$14.94
357-196-008	SFR	\$14.94	357-201-018	SFR	\$14.94	357-204-015	MFR5	\$74.70
357-196-009	SFR	\$14.94	357-201-019	SFR	\$14.94	357-204-017	SFR	\$14.94
357-196-010	VSFR	\$7.46	357-201-020	SFR	\$14.94	357-204-018	SFR	\$14.94
357-196-011	SFR	\$14.94	357-201-021	SFR	\$14.94	357-210-004	VCOM	\$7.46
357-196-012	VSFR	\$7.46	357-201-022	SFR	\$14.94	357-210-007	VCOM	\$7.46
357-196-013	SFR	\$14.94	357-201-023	SFR	\$14.94	357-210-008	VCOM	\$7.46
357-196-014	SFR	\$14.94	357-201-024	SFR	\$14.94	357-210-009	MISC	\$7.46
357-196-015	SFR	\$14.94	357-201-025	SFR	\$14.94	357-210-010	MISC	\$7.46
357-196-016	SFR	\$14.94	357-201-026	SFR	\$14.94	357-210-011	MISC	\$7.46
357-196-017	SFR	\$14.94	357-201-027	SFR	\$14.94	357-221-001	SFR	\$14.94
357-197-002	SFR	\$14.94	357-201-029	SFR	\$14.94	357-221-002	SFR	\$14.94
357-197-005	SFR	\$14.94	357-202-001	SFR	\$14.94	357-221-003	SFR	\$14.94
357-197-006	SFR	\$14.94	357-202-002	SFR	\$14.94	357-221-004	SFR	\$14.94
357-197-007	SFR	\$14.94	357-202-003	SFR	\$14.94	357-221-005	SFR	\$14.94
357-197-008	MFR2	\$29.88	357-202-005	SFR	\$14.94	357-221-006	SFR	\$14.94
357-197-009	SFR	\$14.94	357-202-006	SFR	\$14.94	357-221-007	SFR	\$14.94
357-197-010	SFR	\$14.94	357-202-007	SFR	\$14.94	357-221-008	SFR	\$14.94
357-197-011	SFR	\$14.94	357-202-008	SFR	\$14.94	357-221-009	SFR	\$14.94
357-197-012	SFR	\$14.94	357-202-009	MFR2	\$29.88	357-221-010	SFR	\$14.94
357-197-013	SFR	\$14.94	357-202-013	SFR	\$14.94	357-221-011	SFR	\$14.94
357-197-014	SFR	\$14.94	357-202-014	SFR	\$14.94	357-221-012	SFR	\$14.94
357-197-015	SFR	\$14.94	357-202-015	SFR	\$14.94	357-221-013	SFR	\$14.94
357-197-016	SFR	\$14.94	357-202-016	SFR	\$14.94	357-221-014	SFR	\$14.94
357-198-001	SFR	\$14.94	357-202-017	SFR	\$14.94	357-221-015	SFR	\$14.94
357-198-002	SFR	\$14.94	357-202-018	SFR	\$14.94	357-222-001	SFR	\$14.94
357-198-003	SFR	\$14.94	357-202-019	SFR	\$14.94	357-222-002	SFR	\$14.94
357-198-004	SFR	\$14.94	357-202-020	SFR	\$14.94	357-222-003	SFR	\$14.94
357-198-005	SFR	\$14.94	357-202-021	MFR2	\$29.88	357-222-004	SFR	\$14.94
357-198-007	SFR	\$14.94	357-202-022	SFR	\$14.94	357-222-005	SFR	\$14.94
357-198-009	SFR	\$14.94	357-202-023	SFR	\$14.94	357-222-006	SFR	\$14.94
357-198-011	SFR	\$14.94	357-202-024	SFR	\$14.94	357-222-007	SFR	\$14.94
357-198-012	SFR	\$14.94	357-203-002	SFR	\$14.94	357-222-008	SFR	\$14.94
357-198-013	SFR	\$14.94	357-203-003	SFR	\$14.94	357-222-009	SFR	\$14.94
357-198-014	SFR	\$14.94	357-203-004	SFR	\$14.94	357-222-010	SFR	\$14.94
357-198-015	SFR	\$14.94	357-203-005	SFR	\$14.94	357-222-011	SFR	\$14.94
357-198-016	SFR	\$14.94	357-203-006	SFR	\$14.94	357-222-012	SFR	\$14.94
357-199-001	SFR	\$14.94	357-203-007	SFR	\$14.94	357-222-013	SFR	\$14.94
357-199-002	SFR	\$14.94	357-203-008	SFR	\$14.94	357-222-014	SFR	\$14.94
357-199-003	SFR	\$14.94	357-203-009	SFR	\$14.94	357-222-015	SFR	\$14.94
357-199-004	SFR	\$14.94	357-203-010	SFR	\$14.94	357-222-016	SFR	\$14.94
357-199-005	SFR	\$14.94	357-203-011	SFR	\$14.94	357-222-017	SFR	\$14.94

Assessor's Parcel Number	Property Class	FY18-19 Service Charge	Assessor's Parcel Number	Property Class	FY18-19 Service Charge	Assessor's Parcel Number	Property Class	FY18-19 Service Charge
357-222-018	SFR	\$1 4.94	357-224-021	SFR	\$1 4.94	357-231-016	SFR	\$1 4.94
357-222-019	SFR	\$1 4.94	357-224-022	SFR	\$1 4.94	357-231-017	SFR	\$1 4.94
357-222-020	SFR	\$1 4.94	357-224-023	SFR	\$1 4.94	357-231-018	SFR	\$1 4.94
357-222-021	SFR	\$1 4.94	357-224-024	SFR	\$1 4.94	357-231-019	SFR	\$1 4.94
357-222-022	SFR	\$1 4.94	357-224-025	SFR	\$1 4.94	357-231-020	SFR	\$1 4.94
357-223-001	SFR	\$1 4.94	357-224-026	SFR	\$1 4.94	357-231-023	SFR	\$1 4.94
357-223-002	SFR	\$1 4.94	357-224-028	SFR	\$1 4.94	357-231-024	SFR	\$1 4.94
357-223-003	SFR	\$1 4.94	357-224-032	SFR	\$1 4.94	357-231-025	SFR	\$1 4.94
357-223-004	SFR	\$1 4.94	357-225-001	SFR	\$1 4.94	357-231-026	SFR	\$1 4.94
357-223-005	SFR	\$1 4.94	357-225-002	SFR	\$1 4.94	357-231-028	SFR	\$1 4.94
357-223-006	SFR	\$1 4.94	357-225-003	SFR	\$1 4.94	357-231-029	SFR	\$1 4.94
357-223-007	SFR	\$1 4.94	357-225-006	SFR	\$1 4.94	357-231-030	SFR	\$1 4.94
357-223-008	SFR	\$1 4.94	357-225-007	SFR	\$1 4.94	357-231-031	MFR	\$44.82
357-223-009	SFR	\$1 4.94	357-225-008	SFR	\$1 4.94	357-231-032	MFR2	\$29.88
357-223-010	SFR	\$1 4.94	357-225-009	SFR	\$1 4.94	357-231-033	MFR2	\$29.88
357-223-011	SFR	\$1 4.94	357-225-010	SFR	\$1 4.94	357-231-034	MFR2	\$29.88
357-223-012	SFR	\$1 4.94	357-225-011	SFR	\$1 4.94	357-231-035	SFR	\$1 4.94
357-223-013	SFR	\$1 4.94	357-225-012	SFR	\$1 4.94	357-231-036	SFR	\$1 4.94
357-223-014	SFR	\$1 4.94	357-225-013	SFR	\$1 4.94	357-231-037	SFR	\$1 4.94
357-223-015	SFR	\$1 4.94	357-225-014	SFR	\$1 4.94	357-231-038	SFR	\$1 4.94
357-223-016	SFR	\$1 4.94	357-225-015	SFR	\$1 4.94	357-231-039	SFR	\$1 4.94
357-223-017	SFR	\$1 4.94	357-225-016	SFR	\$1 4.94	357-231-040	SFR	\$1 4.94
357-223-018	SFR	\$1 4.94	357-225-017	SFR	\$1 4.94	357-231-041	SFR	\$1 4.94
357-223-019	SFR	\$1 4.94	357-225-018	SFR	\$1 4.94	357-231-042	SFR	\$1 4.94
357-223-020	SFR	\$1 4.94	357-225-019	SFR	\$1 4.94	357-231-043	SFR	\$1 4.94
357-223-021	SFR	\$1 4.94	357-225-020	SFR	\$1 4.94	357-231-044	SFR	\$1 4.94
357-223-022	SFR	\$1 4.94	357-226-001	SFR	\$1 4.94	357-231-045	SFR	\$1 4.94
357-223-023	SFR	\$1 4.94	357-226-002	SFR	\$1 4.94	357-232-001	SFR	\$1 4.94
357-223-024	SFR	\$1 4.94	357-226-003	SFR	\$1 4.94	357-232-002	SFR	\$1 4.94
357-223-025	SFR	\$1 4.94	357-226-004	SFR	\$1 4.94	357-232-003	SFR	\$1 4.94
357-223-026	SFR	\$1 4.94	357-226-005	SFR	\$1 4.94	357-232-004	SFR	\$1 4.94
357-223-027	SFR	\$1 4.94	357-226-006	SFR	\$1 4.94	357-232-005	SFR	\$1 4.94
357-223-028	SFR	\$1 4.94	357-226-007	SFR	\$1 4.94	357-232-006	SFR	\$1 4.94
357-223-029	SFR	\$1 4.94	357-226-008	SFR	\$1 4.94	357-232-007	SFR	\$1 4.94
357-224-001	SFR	\$1 4.94	357-226-009	SFR	\$1 4.94	357-232-008	SFR	\$1 4.94
357-224-002	SFR	\$1 4.94	357-226-010	SFR	\$1 4.94	357-232-009	SFR	\$1 4.94
357-224-003	SFR	\$1 4.94	357-226-011	SFR	\$1 4.94	357-232-010	SFR	\$1 4.94
357-224-004	SFR	\$1 4.94	357-231-001	SFR	\$1 4.94	357-232-012	SFR	\$1 4.94
357-224-005	SFR	\$1 4.94	357-231-002	SFR	\$1 4.94	357-241-001	SFR	\$1 4.94
357-224-006	SFR	\$1 4.94	357-231-003	SFR	\$1 4.94	357-241-002	SFR	\$1 4.94
357-224-007	SFR	\$1 4.94	357-231-004	SFR	\$1 4.94	357-241-003	SFR	\$1 4.94
357-224-008	SFR	\$1 4.94	357-231-005	SFR	\$1 4.94	357-241-004	SFR	\$1 4.94
357-224-009	SFR	\$1 4.94	357-231-006	SFR	\$1 4.94	357-241-005	SFR	\$1 4.94
357-224-010	SFR	\$1 4.94	357-231-007	SFR	\$1 4.94	357-241-006	SFR	\$1 4.94
357-224-011	SFR	\$1 4.94	357-231-008	SFR	\$1 4.94	357-241-007	SFR	\$1 4.94
357-224-012	SFR	\$1 4.94	357-231-009	SFR	\$1 4.94	357-241-008	SFR	\$1 4.94
357-224-013	VSFR	\$7.46	357-231-010	SFR	\$1 4.94	357-241-009	SFR	\$1 4.94
357-224-014	SFR	\$1 4.94	357-231-011	SFR	\$1 4.94	357-241-010	SFR	\$1 4.94
357-224-015	SFR	\$1 4.94	357-231-012	SFR	\$1 4.94	357-241-011	SFR	\$1 4.94
357-224-016	SFR	\$1 4.94	357-231-013	SFR	\$1 4.94	357-241-012	SFR	\$1 4.94
357-224-017	SFR	\$1 4.94	357-231-014	SFR	\$1 4.94	357-241-013	SFR	\$1 4.94
357-224-018	SFR	\$1 4.94	357-231-015	SFR	\$1 4.94	357-241-014	SFR	\$1 4.94

Assessor's Parcel Number	Property Class	FY18-19 Service Charge	Assessor's Parcel Number	Property Class	FY18-19 Service Charge	Assessor's Parcel Number	Property Class	FY18-19 Service Charge
357-241-015	SFR	\$1 4.94	357-243-005	SFR	\$1 4.94	357-251-030	SFR	\$1 4.94
357-241-016	SFR	\$1 4.94	357-243-006	SFR	\$1 4.94	357-251-031	SFR	\$1 4.94
357-241-017	SFR	\$1 4.94	357-243-007	SFR	\$1 4.94	357-251-032	SFR	\$1 4.94
357-241-018	SFR	\$1 4.94	357-243-008	SFR	\$1 4.94	357-251-033	SFR	\$1 4.94
357-241-019	SFR	\$1 4.94	357-243-009	SFR	\$1 4.94	357-251-034	SFR	\$1 4.94
357-241-020	SFR	\$1 4.94	357-243-010	SFR	\$1 4.94	357-251-035	SFR	\$1 4.94
357-241-021	SFR	\$1 4.94	357-243-011	SFR	\$1 4.94	357-251-036	SFR	\$1 4.94
357-241-022	SFR	\$1 4.94	357-243-012	SFR	\$1 4.94	357-251-037	SFR	\$1 4.94
357-241-023	SFR	\$1 4.94	357-243-013	SFR	\$1 4.94	357-251-038	SFR	\$1 4.94
357-241-024	SFR	\$1 4.94	357-243-014	SFR	\$1 4.94	357-251-039	SFR	\$1 4.94
357-242-001	SFR	\$1 4.94	357-243-015	SFR	\$1 4.94	357-251-040	SFR	\$1 4.94
357-242-002	SFR	\$1 4.94	357-243-016	SFR	\$1 4.94	357-251-041	SFR	\$1 4.94
357-242-003	SFR	\$1 4.94	357-243-017	SFR	\$1 4.94	357-251-042	SFR	\$1 4.94
357-242-004	SFR	\$1 4.94	357-243-018	SFR	\$1 4.94	357-251-043	SFR	\$1 4.94
357-242-005	SFR	\$1 4.94	357-243-019	SFR	\$1 4.94	357-251-044	SFR	\$1 4.94
357-242-006	SFR	\$1 4.94	357-243-020	SFR	\$1 4.94	357-251-045	SFR	\$1 4.94
357-242-007	SFR	\$1 4.94	357-243-021	SFR	\$1 4.94	357-251-046	SFR	\$1 4.94
357-242-008	SFR	\$1 4.94	357-243-022	SFR	\$1 4.94	357-251-047	SFR	\$1 4.94
357-242-009	SFR	\$1 4.94	357-243-023	SFR	\$1 4.94	357-251-048	SFR	\$1 4.94
357-242-010	SFR	\$1 4.94	357-243-024	SFR	\$1 4.94	357-251-049	SFR	\$1 4.94
357-242-011	SFR	\$1 4.94	357-243-025	SFR	\$1 4.94	357-251-050	SFR	\$1 4.94
357-242-012	SFR	\$1 4.94	357-243-026	SFR	\$1 4.94	357-252-001	SFR	\$1 4.94
357-242-013	SFR	\$1 4.94	357-243-027	SFR	\$1 4.94	357-252-002	SFR	\$1 4.94
357-242-014	SFR	\$1 4.94	357-243-028	SFR	\$1 4.94	357-252-003	SFR	\$1 4.94
357-242-015	SFR	\$1 4.94	357-243-031	SFR	\$1 4.94	357-252-004	SFR	\$1 4.94
357-242-016	SFR	\$1 4.94	357-251-001	SFR	\$1 4.94	357-252-005	SFR	\$1 4.94
357-242-017	SFR	\$1 4.94	357-251-002	SFR	\$1 4.94	357-252-006	SFR	\$1 4.94
357-242-018	SFR	\$1 4.94	357-251-003	SFR	\$1 4.94	357-252-007	SFR	\$1 4.94
357-242-019	SFR	\$1 4.94	357-251-004	SFR	\$1 4.94	357-252-008	SFR	\$1 4.94
357-242-020	SFR	\$1 4.94	357-251-005	SFR	\$1 4.94	357-252-009	SFR	\$1 4.94
357-242-021	SFR	\$1 4.94	357-251-006	SFR	\$1 4.94	357-252-010	SFR	\$1 4.94
357-242-022	SFR	\$1 4.94	357-251-007	SFR	\$1 4.94	357-252-011	SFR	\$1 4.94
357-242-023	SFR	\$1 4.94	357-251-008	SFR	\$1 4.94	357-252-012	SFR	\$1 4.94
357-242-024	SFR	\$1 4.94	357-251-009	SFR	\$1 4.94	357-252-013	SFR	\$1 4.94
357-242-025	SFR	\$1 4.94	357-251-010	SFR	\$1 4.94	357-252-018	SFR	\$1 4.94
357-242-026	SFR	\$1 4.94	357-251-011	SFR	\$1 4.94	357-252-019	SFR	\$1 4.94
357-242-027	SFR	\$1 4.94	357-251-012	SFR	\$1 4.94	357-252-020	SFR	\$1 4.94
357-242-029	SFR	\$1 4.94	357-251-013	SFR	\$1 4.94	357-252-021	SFR	\$1 4.94
357-242-030	SFR	\$1 4.94	357-251-014	SFR	\$1 4.94	357-252-022	SFR	\$1 4.94
357-242-031	SFR	\$1 4.94	357-251-015	SFR	\$1 4.94	357-252-023	SFR	\$1 4.94
357-242-032	SFR	\$1 4.94	357-251-016	SFR	\$1 4.94	357-252-024	SFR	\$1 4.94
357-242-033	SFR	\$1 4.94	357-251-017	SFR	\$1 4.94	357-252-025	SFR	\$1 4.94
357-242-034	SFR	\$1 4.94	357-251-018	SFR	\$1 4.94	357-252-026	SFR	\$1 4.94
357-242-035	SFR	\$1 4.94	357-251-019	SFR	\$1 4.94	357-260-004	SFR	\$1 4.94
357-242-036	SFR	\$1 4.94	357-251-020	SFR	\$1 4.94	357-260-005	VSFR	\$7.46
357-242-037	SFR	\$1 4.94	357-251-021	SFR	\$1 4.94	357-260-006	VSFR	\$7.46
357-242-038	SFR	\$1 4.94	357-251-022	SFR	\$1 4.94	357-260-007	VSFR	\$7.46
357-242-039	SFR	\$1 4.94	357-251-023	SFR	\$1 4.94	357-260-008	SFR	\$1 4.94
357-243-001	SFR	\$1 4.94	357-251-024	SFR	\$1 4.94	357-260-009	SFR	\$1 4.94
357-243-002	SFR	\$1 4.94	357-251-025	SFR	\$1 4.94	357-260-010	SFR	\$1 4.94
357-243-003	SFR	\$1 4.94	357-251-027	SFR	\$1 4.94	357-260-011	SFR	\$1 4.94
357-243-004	SFR	\$1 4.94	357-251-028	SFR	\$1 4.94	357-260-012	SFR	\$1 4.94

Assessor's Parcel Number	Property Class	FY18-19 Service Charge	Assessor's Parcel Number	Property Class	FY18-19 Service Charge	Assessor's Parcel Number	Property Class	FY18-19 Service Charge
357-260-013	SFR	\$1 4.94	357-271-007	SFR	\$1 4.94	357-274-049	VSFR	\$7.46
357-260-014	SFR	\$1 4.94	357-271-011	SFR	\$1 4.94	357-274-050	VSFR	\$7.46
357-260-015	SFR	\$1 4.94	357-272-001	SFR	\$1 4.94	357-281-001	SFR	\$1 4.94
357-260-016	SFR	\$1 4.94	357-272-002	SFR	\$1 4.94	357-281-002	SFR	\$1 4.94
357-260-017	SFR	\$1 4.94	357-272-003	SFR	\$1 4.94	357-281-003	SFR	\$1 4.94
357-260-018	SFR	\$1 4.94	357-272-004	SFR	\$1 4.94	357-281-004	SFR	\$1 4.94
357-260-019	SFR	\$1 4.94	357-272-005	SFR	\$1 4.94	357-281-005	VSFR	\$7.46
357-260-020	SFR	\$1 4.94	357-272-006	SFR	\$1 4.94	357-281-006	SFR	\$1 4.94
357-260-021	SFR	\$1 4.94	357-272-007	SFR	\$1 4.94	357-281-007	SFR	\$1 4.94
357-260-022	SFR	\$1 4.94	357-272-010	SFR	\$1 4.94	357-281-008	SFR	\$1 4.94
357-260-023	SFR	\$1 4.94	357-272-011	SFR	\$1 4.94	357-281-009	SFR	\$1 4.94
357-260-024	SFR	\$1 4.94	357-272-012	SFR	\$1 4.94	357-281-010	SFR	\$1 4.94
357-260-025	SFR	\$1 4.94	357-272-013	SFR	\$1 4.94	357-281-011	SFR	\$1 4.94
357-260-028	SFR	\$1 4.94	357-272-014	SFR	\$1 4.94	357-281-012	SFR	\$1 4.94
357-260-029	SFR	\$1 4.94	357-272-015	SFR	\$1 4.94	357-281-013	SFR	\$1 4.94
357-260-030	SFR	\$1 4.94	357-272-016	SFR	\$1 4.94	357-281-014	SFR	\$1 4.94
357-260-031	SFR	\$1 4.94	357-272-017	SFR	\$1 4.94	357-281-015	SFR	\$1 4.94
357-260-032	SFR	\$1 4.94	357-272-018	SFR	\$1 4.94	357-281-016	SFR	\$1 4.94
357-260-033	SFR	\$1 4.94	357-273-001	SFR	\$1 4.94	357-281-019	SFR	\$1 4.94
357-260-034	SFR	\$1 4.94	357-273-002	SFR	\$1 4.94	357-282-001	SFR	\$1 4.94
357-260-035	SFR	\$1 4.94	357-273-003	SFR	\$1 4.94	357-282-002	SFR	\$1 4.94
357-260-036	SFR	\$1 4.94	357-273-004	SFR	\$1 4.94	357-282-005	SFR	\$1 4.94
357-260-037	SFR	\$1 4.94	357-273-005	SFR	\$1 4.94	357-282-006	SFR	\$1 4.94
357-260-038	SFR	\$1 4.94	357-273-006	SFR	\$1 4.94	357-282-007	SFR	\$1 4.94
357-260-039	SFR	\$1 4.94	357-273-007	SFR	\$1 4.94	357-282-008	SFR	\$1 4.94
357-260-040	SFR	\$1 4.94	357-273-008	SFR	\$1 4.94	357-282-009	SFR	\$1 4.94
357-260-041	SFR	\$1 4.94	357-273-009	SFR	\$1 4.94	357-282-010	SFR	\$1 4.94
357-260-042	SFR	\$1 4.94	357-273-010	SFR	\$1 4.94	357-282-011	SFR	\$1 4.94
357-260-043	SFR	\$1 4.94	357-273-011	SFR	\$1 4.94	357-282-012	SFR	\$1 4.94
357-260-044	SFR	\$1 4.94	357-273-012	SFR	\$1 4.94	357-282-013	SFR	\$1 4.94
357-260-045	SFR	\$1 4.94	357-273-013	SFR	\$1 4.94	357-282-014	SFR	\$1 4.94
357-260-046	SFR	\$1 4.94	357-273-014	SFR	\$1 4.94	357-282-015	SFR	\$1 4.94
357-260-047	SFR	\$1 4.94	357-273-015	SFR	\$1 4.94	357-282-016	SFR	\$1 4.94
357-260-048	SFR	\$1 4.94	357-273-016	SFR	\$1 4.94	357-282-017	SFR	\$1 4.94
357-260-049	SFR	\$1 4.94	357-273-017	SFR	\$1 4.94	357-282-018	SFR	\$1 4.94
357-260-050	SFR	\$1 4.94	357-274-009	SFR	\$1 4.94	357-282-019	SFR	\$1 4.94
357-260-061	SFR	\$1 4.94	357-274-010	SFR	\$1 4.94	357-282-020	SFR	\$1 4.94
357-260-062	SFR	\$1 4.94	357-274-011	SFR	\$1 4.94	357-282-021	SFR	\$1 4.94
357-260-063	SFR	\$1 4.94	357-274-012	SFR	\$1 4.94	357-282-022	SFR	\$1 4.94
357-260-065	SFR	\$1 4.94	357-274-019	SFR	\$1 4.94	357-282-023	SFR	\$1 4.94
357-260-066	SFR	\$1 4.94	357-274-020	SFR	\$1 4.94	357-282-024	SFR	\$1 4.94
357-260-067	SFR	\$1 4.94	357-274-023	SFR	\$1 4.94	357-282-025	SFR	\$1 4.94
357-260-068	SFR	\$1 4.94	357-274-024	SFR	\$1 4.94	357-282-026	SFR	\$1 4.94
357-260-069	VSFR	\$7.46	357-274-025	SFR	\$1 4.94	357-282-027	SFR	\$1 4.94
357-260-070	SFR	\$1 4.94	357-274-026	SFR	\$1 4.94	357-282-028	SFR	\$1 4.94
357-260-071	VSFR	\$7.46	357-274-027	SFR	\$1 4.94	357-282-029	SFR	\$1 4.94
357-271-001	SFR	\$1 4.94	357-274-028	SFR	\$1 4.94	357-282-030	SFR	\$1 4.94
357-271-002	SFR	\$1 4.94	357-274-029	SFR	\$1 4.94	357-282-031	SFR	\$1 4.94
357-271-003	SFR	\$1 4.94	357-274-034	SFR	\$1 4.94	357-282-032	SFR	\$1 4.94
357-271-004	SFR	\$1 4.94	357-274-035	SFR	\$1 4.94	357-282-033	SFR	\$1 4.94
357-271-005	SFR	\$1 4.94	357-274-046	SFR	\$1 4.94	357-282-035	SFR	\$1 4.94
357-271-006	SFR	\$1 4.94	357-274-048	SFR	\$1 4.94	357-282-036	SFR	\$1 4.94

Assessor's Parcel Number	Property Class	FY18-19 Service Charge	Assessor's Parcel Number	Property Class	FY18-19 Service Charge	Assessor's Parcel Number	Property Class	FY18-19 Service Charge
357-282-037	SFR	\$1 4.94	357-371-019	SFR	\$1 4.94	358-092-010	SFR	\$1 4.94
357-282-038	SFR	\$1 4.94	357-371-020	SFR	\$1 4.94	358-092-011	SFR	\$1 4.94
357-282-039	SFR	\$1 4.94	357-371-022	SFR	\$1 4.94	358-093-001	SFR	\$1 4.94
357-283-001	SFR	\$1 4.94	357-371-023	SFR	\$1 4.94	358-093-002	SFR	\$1 4.94
357-283-002	SFR	\$1 4.94	357-371-024	SFR	\$1 4.94	358-093-003	SFR	\$1 4.94
357-283-003	SFR	\$1 4.94	357-371-025	MFR2	\$29.88	358-093-004	SFR	\$1 4.94
357-283-004	SFR	\$1 4.94	357-371-028	SFR	\$1 4.94	358-093-005	SFR	\$1 4.94
357-283-005	SFR	\$1 4.94	357-371-029	SFR	\$1 4.94	358-093-006	SFR	\$1 4.94
357-283-006	SFR	\$1 4.94	357-371-030	SFR	\$1 4.94	358-093-007	SFR	\$1 4.94
357-283-007	SFR	\$1 4.94	357-371-031	VSFR	\$7.46	358-093-008	SFR	\$1 4.94
357-283-008	SFR	\$1 4.94	357-371-032	SFR	\$1 4.94	358-093-009	SFR	\$1 4.94
357-283-009	SFR	\$1 4.94	357-371-033	SFR	\$1 4.94	358-093-010	SFR	\$1 4.94
357-283-010	SFR	\$1 4.94	357-371-034	SFR	\$1 4.94	358-093-011	SFR	\$1 4.94
357-291-001	VIND	\$74.70	358-080-001	SFR	\$1 4.94	358-101-001	SFR	\$1 4.94
357-292-002	SFR	\$1 4.94	358-080-002	SFR	\$1 4.94	358-101-002	SFR	\$1 4.94
357-292-003	SFR	\$1 4.94	358-080-003	SFR	\$1 4.94	358-101-003	SFR	\$1 4.94
357-292-004	SFR	\$1 4.94	358-080-004	SFR	\$1 4.94	358-101-004	SFR	\$1 4.94
357-292-005	SFR	\$1 4.94	358-080-005	SFR	\$1 4.94	358-101-005	SFR	\$1 4.94
357-292-006	SFR	\$1 4.94	358-080-006	SFR	\$1 4.94	358-101-006	SFR	\$1 4.94
357-292-007	SFR	\$1 4.94	358-080-007	SFR	\$1 4.94	358-101-007	SFR	\$1 4.94
357-292-008	SFR	\$1 4.94	358-080-008	SFR	\$1 4.94	358-101-008	SFR	\$1 4.94
357-292-009	SFR	\$1 4.94	358-080-009	SFR	\$1 4.94	358-101-009	SFR	\$1 4.94
357-292-010	SFR	\$1 4.94	358-080-010	SFR	\$1 4.94	358-101-010	SFR	\$1 4.94
357-292-011	SFR	\$1 4.94	358-080-011	SFR	\$1 4.94	358-101-011	SFR	\$1 4.94
357-292-014	SFR	\$1 4.94	358-091-001	SFR	\$1 4.94	358-101-012	SFR	\$1 4.94
357-292-015	SFR	\$1 4.94	358-091-002	SFR	\$1 4.94	358-101-013	SFR	\$1 4.94
357-292-016	SFR	\$1 4.94	358-091-003	SFR	\$1 4.94	358-101-014	SFR	\$1 4.94
357-292-017	VSFR	\$7.46	358-091-004	SFR	\$1 4.94	358-101-015	SFR	\$1 4.94
357-292-018	SFR	\$1 4.94	358-091-005	SFR	\$1 4.94	358-102-001	SFR	\$1 4.94
357-293-001	SFR	\$1 4.94	358-091-006	SFR	\$1 4.94	358-102-002	SFR	\$1 4.94
357-293-002	SFR	\$1 4.94	358-091-007	SFR	\$1 4.94	358-102-003	SFR	\$1 4.94
357-293-003	SFR	\$1 4.94	358-091-008	SFR	\$1 4.94	358-102-004	SFR	\$1 4.94
357-293-004	SFR	\$1 4.94	358-091-009	SFR	\$1 4.94	358-102-005	SFR	\$1 4.94
357-293-005	SFR	\$1 4.94	358-091-010	SFR	\$1 4.94	358-102-006	SFR	\$1 4.94
357-293-006	SFR	\$1 4.94	358-091-011	SFR	\$1 4.94	358-102-007	SFR	\$1 4.94
357-293-007	SFR	\$1 4.94	358-091-012	SFR	\$1 4.94	358-102-008	SFR	\$1 4.94
357-293-008	SFR	\$1 4.94	358-091-013	SFR	\$1 4.94	358-102-009	SFR	\$1 4.94
357-293-009	SFR	\$1 4.94	358-091-014	SFR	\$1 4.94	358-102-010	SFR	\$1 4.94
357-293-011	SFR	\$1 4.94	358-091-015	SFR	\$1 4.94	358-102-011	SFR	\$1 4.94
357-300-001	IND	\$74.70	358-091-016	SFR	\$1 4.94	358-102-012	SFR	\$1 4.94
357-371-002	MFR2	\$29.88	358-091-017	SFR	\$1 4.94	358-102-013	SFR	\$1 4.94
357-371-005	VSFR	\$7.46	358-091-018	SFR	\$1 4.94	358-102-014	SFR	\$1 4.94
357-371-006	VSFR	\$7.46	358-091-019	SFR	\$1 4.94	358-102-015	SFR	\$1 4.94
357-371-007	VSFR	\$7.46	358-092-001	SFR	\$1 4.94	358-102-016	SFR	\$1 4.94
357-371-008	VSFR	\$7.46	358-092-002	SFR	\$1 4.94	358-102-017	SFR	\$1 4.94
357-371-012	SFR	\$1 4.94	358-092-003	SFR	\$1 4.94	358-103-001	SFR	\$1 4.94
357-371-013	VSFR	\$7.46	358-092-004	SFR	\$1 4.94	358-103-002	SFR	\$1 4.94
357-371-014	VSFR	\$7.46	358-092-005	SFR	\$1 4.94	358-103-003	SFR	\$1 4.94
357-371-015	VSFR	\$7.46	358-092-006	SFR	\$1 4.94	358-103-004	SFR	\$1 4.94
357-371-016	SFR	\$1 4.94	358-092-007	SFR	\$1 4.94	358-103-005	SFR	\$1 4.94
357-371-017	SFR	\$1 4.94	358-092-008	SFR	\$1 4.94	358-103-006	SFR	\$1 4.94
357-371-018	SFR	\$1 4.94	358-092-009	SFR	\$1 4.94	358-103-007	SFR	\$1 4.94

Assessor's Parcel Number	Property Class	FY18-19 Service Charge	Assessor's Parcel Number	Property Class	FY18-19 Service Charge	Assessor's Parcel Number	Property Class	FY18-19 Service Charge
358-103-008	SFR	\$1 4.94	358-111-010	SFR	\$1 4.94	358-120-012	SFR	\$1 4.94
358-103-009	SFR	\$1 4.94	358-111-011	SFR	\$1 4.94	358-120-013	SFR	\$1 4.94
358-103-010	SFR	\$1 4.94	358-111-012	SFR	\$1 4.94	358-120-014	SFR	\$1 4.94
358-103-011	SFR	\$1 4.94	358-111-013	SFR	\$1 4.94	358-120-015	SFR	\$1 4.94
358-103-012	SFR	\$1 4.94	358-111-014	SFR	\$1 4.94	358-120-016	SFR	\$1 4.94
358-103-013	SFR	\$1 4.94	358-111-015	SFR	\$1 4.94	358-120-017	SFR	\$1 4.94
358-103-014	SFR	\$1 4.94	358-111-016	SFR	\$1 4.94	358-120-018	SFR	\$1 4.94
358-103-015	SFR	\$1 4.94	358-111-017	SFR	\$1 4.94	358-120-019	SFR	\$1 4.94
358-103-016	SFR	\$1 4.94	358-111-018	SFR	\$1 4.94	358-120-020	SFR	\$1 4.94
358-103-017	SFR	\$1 4.94	358-111-019	SFR	\$1 4.94	358-120-021	SFR	\$1 4.94
358-103-018	SFR	\$1 4.94	358-111-020	SFR	\$1 4.94	358-120-022	SFR	\$1 4.94
358-103-019	SFR	\$1 4.94	358-111-021	SFR	\$1 4.94	358-120-023	SFR	\$1 4.94
358-103-020	SFR	\$1 4.94	358-111-022	SFR	\$1 4.94	358-151-001	SFR	\$1 4.94
358-103-021	SFR	\$1 4.94	358-111-023	SFR	\$1 4.94	358-151-002	SFR	\$1 4.94
358-103-022	SFR	\$1 4.94	358-111-024	SFR	\$1 4.94	358-151-003	SFR	\$1 4.94
358-103-023	SFR	\$1 4.94	358-111-025	SFR	\$1 4.94	358-151-004	SFR	\$1 4.94
358-103-024	SFR	\$1 4.94	358-111-026	SFR	\$1 4.94	358-151-005	SFR	\$1 4.94
358-103-025	SFR	\$1 4.94	358-111-027	SFR	\$1 4.94	358-151-006	SFR	\$1 4.94
358-103-026	SFR	\$1 4.94	358-111-028	SFR	\$1 4.94	358-151-007	SFR	\$1 4.94
358-103-027	SFR	\$1 4.94	358-111-029	SFR	\$1 4.94	358-151-010	SFR	\$1 4.94
358-103-028	SFR	\$1 4.94	358-111-030	SFR	\$1 4.94	358-151-011	SFR	\$1 4.94
358-104-001	SFR	\$1 4.94	358-111-031	SFR	\$1 4.94	358-151-012	SFR	\$1 4.94
358-104-002	SFR	\$1 4.94	358-111-032	SFR	\$1 4.94	358-151-013	SFR	\$1 4.94
358-104-003	SFR	\$1 4.94	358-112-001	SFR	\$1 4.94	358-151-014	SFR	\$1 4.94
358-104-004	SFR	\$1 4.94	358-112-002	SFR	\$1 4.94	358-151-015	SFR	\$1 4.94
358-104-005	SFR	\$1 4.94	358-112-003	SFR	\$1 4.94	358-151-016	SFR	\$1 4.94
358-104-006	SFR	\$1 4.94	358-112-004	SFR	\$1 4.94	358-151-017	SFR	\$1 4.94
358-104-007	SFR	\$1 4.94	358-112-005	SFR	\$1 4.94	358-151-019	SFR	\$1 4.94
358-104-008	SFR	\$1 4.94	358-112-006	SFR	\$1 4.94	358-151-020	SFR	\$1 4.94
358-104-009	SFR	\$1 4.94	358-112-007	SFR	\$1 4.94	358-151-021	SFR	\$1 4.94
358-104-010	SFR	\$1 4.94	358-112-008	SFR	\$1 4.94	358-151-022	SFR	\$1 4.94
358-104-011	SFR	\$1 4.94	358-112-009	SFR	\$1 4.94	358-151-023	SFR	\$1 4.94
358-104-012	SFR	\$1 4.94	358-112-010	SFR	\$1 4.94	358-151-024	SFR	\$1 4.94
358-104-013	SFR	\$1 4.94	358-112-011	SFR	\$1 4.94	358-151-026	SFR	\$1 4.94
358-104-014	SFR	\$1 4.94	358-112-012	SFR	\$1 4.94	358-151-027	SFR	\$1 4.94
358-104-015	SFR	\$1 4.94	358-112-013	SFR	\$1 4.94	358-151-028	SFR	\$1 4.94
358-104-016	SFR	\$1 4.94	358-112-014	SFR	\$1 4.94	358-152-001	SFR	\$1 4.94
358-104-017	SFR	\$1 4.94	358-112-015	SFR	\$1 4.94	358-152-002	SFR	\$1 4.94
358-104-018	SFR	\$1 4.94	358-112-016	SFR	\$1 4.94	358-152-003	SFR	\$1 4.94
358-104-019	SFR	\$1 4.94	358-112-017	SFR	\$1 4.94	358-152-004	SFR	\$1 4.94
358-104-020	SFR	\$1 4.94	358-112-018	SFR	\$1 4.94	358-152-005	SFR	\$1 4.94
358-104-021	SFR	\$1 4.94	358-120-001	SFR	\$1 4.94	358-152-006	SFR	\$1 4.94
358-104-022	SFR	\$1 4.94	358-120-002	SFR	\$1 4.94	358-152-007	SFR	\$1 4.94
358-111-001	SFR	\$1 4.94	358-120-003	SFR	\$1 4.94	358-152-008	SFR	\$1 4.94
358-111-002	SFR	\$1 4.94	358-120-004	SFR	\$1 4.94	358-152-009	SFR	\$1 4.94
358-111-003	SFR	\$1 4.94	358-120-005	SFR	\$1 4.94	358-152-010	SFR	\$1 4.94
358-111-004	SFR	\$1 4.94	358-120-006	SFR	\$1 4.94	358-152-011	SFR	\$1 4.94
358-111-005	SFR	\$1 4.94	358-120-007	SFR	\$1 4.94	358-152-012	SFR	\$1 4.94
358-111-006	SFR	\$1 4.94	358-120-008	SFR	\$1 4.94	358-152-013	SFR	\$1 4.94
358-111-007	SFR	\$1 4.94	358-120-009	SFR	\$1 4.94	358-152-014	SFR	\$1 4.94
358-111-008	SFR	\$1 4.94	358-120-010	SFR	\$1 4.94	358-152-015	SFR	\$1 4.94
358-111-009	SFR	\$1 4.94	358-120-011	SFR	\$1 4.94	358-152-016	SFR	\$1 4.94

Assessor's Parcel Number	Property Class	FY18-19 Service Charge	Assessor's Parcel Number	Property Class	FY18-19 Service Charge	Assessor's Parcel Number	Property Class	FY18-19 Service Charge
358-152-017	SFR	\$1 4.94	358-163-030	SFR	\$1 4.94	358-173-018	SFR	\$1 4.94
358-152-018	SFR	\$1 4.94	358-163-031	SFR	\$1 4.94	358-173-019	SFR	\$1 4.94
358-152-019	SFR	\$1 4.94	358-163-032	SFR	\$1 4.94	358-173-020	SFR	\$1 4.94
358-152-020	SFR	\$1 4.94	358-163-033	SFR	\$1 4.94	358-174-001	SFR	\$1 4.94
358-152-021	SFR	\$1 4.94	358-163-034	SFR	\$1 4.94	358-174-002	SFR	\$1 4.94
358-152-022	SFR	\$1 4.94	358-163-036	SFR	\$1 4.94	358-174-003	SFR	\$1 4.94
358-152-023	SFR	\$1 4.94	358-164-001	SFR	\$1 4.94	358-174-004	SFR	\$1 4.94
358-152-024	SFR	\$1 4.94	358-164-002	SFR	\$1 4.94	358-174-005	SFR	\$1 4.94
358-152-025	SFR	\$1 4.94	358-164-003	SFR	\$1 4.94	358-174-006	SFR	\$1 4.94
358-161-001	SFR	\$1 4.94	358-164-004	SFR	\$1 4.94	358-174-007	SFR	\$1 4.94
358-161-002	SFR	\$1 4.94	358-164-005	SFR	\$1 4.94	358-174-008	SFR	\$1 4.94
358-161-003	SFR	\$1 4.94	358-164-006	SFR	\$1 4.94	358-174-009	SFR	\$1 4.94
358-161-004	SFR	\$1 4.94	358-164-007	SFR	\$1 4.94	358-174-010	SFR	\$1 4.94
358-161-005	SFR	\$1 4.94	358-164-008	SFR	\$1 4.94	358-181-001	SFR	\$1 4.94
358-161-006	SFR	\$1 4.94	358-164-009	SFR	\$1 4.94	358-181-002	SFR	\$1 4.94
358-161-007	SFR	\$1 4.94	358-164-010	SFR	\$1 4.94	358-181-003	SFR	\$1 4.94
358-162-001	SFR	\$1 4.94	358-164-011	SFR	\$1 4.94	358-181-004	SFR	\$1 4.94
358-162-002	SFR	\$1 4.94	358-164-012	SFR	\$1 4.94	358-181-005	SFR	\$1 4.94
358-162-003	SFR	\$1 4.94	358-171-001	SFR	\$1 4.94	358-181-006	SFR	\$1 4.94
358-162-004	SFR	\$1 4.94	358-171-002	SFR	\$1 4.94	358-181-007	SFR	\$1 4.94
358-162-005	SFR	\$1 4.94	358-171-003	SFR	\$1 4.94	358-181-008	SFR	\$1 4.94
358-162-006	SFR	\$1 4.94	358-171-004	SFR	\$1 4.94	358-181-009	SFR	\$1 4.94
358-162-007	SFR	\$1 4.94	358-171-005	SFR	\$1 4.94	358-181-010	SFR	\$1 4.94
358-162-008	SFR	\$1 4.94	358-171-006	SFR	\$1 4.94	358-181-011	SFR	\$1 4.94
358-162-009	SFR	\$1 4.94	358-171-007	SFR	\$1 4.94	358-181-012	SFR	\$1 4.94
358-162-010	SFR	\$1 4.94	358-171-008	SFR	\$1 4.94	358-181-013	SFR	\$1 4.94
358-163-001	SFR	\$1 4.94	358-171-009	SFR	\$1 4.94	358-181-014	SFR	\$1 4.94
358-163-002	SFR	\$1 4.94	358-171-010	SFR	\$1 4.94	358-181-015	SFR	\$1 4.94
358-163-003	SFR	\$1 4.94	358-171-011	SFR	\$1 4.94	358-181-016	SFR	\$1 4.94
358-163-004	SFR	\$1 4.94	358-171-012	SFR	\$1 4.94	358-181-017	SFR	\$1 4.94
358-163-005	SFR	\$1 4.94	358-171-013	SFR	\$1 4.94	358-181-018	SFR	\$1 4.94
358-163-006	SFR	\$1 4.94	358-171-014	SFR	\$1 4.94	358-181-019	SFR	\$1 4.94
358-163-007	SFR	\$1 4.94	358-171-015	SFR	\$1 4.94	358-181-020	SFR	\$1 4.94
358-163-008	SFR	\$1 4.94	358-172-001	SFR	\$1 4.94	358-181-021	SFR	\$1 4.94
358-163-009	SFR	\$1 4.94	358-172-002	SFR	\$1 4.94	358-181-022	SFR	\$1 4.94
358-163-013	SFR	\$1 4.94	358-173-001	SFR	\$1 4.94	358-181-023	SFR	\$1 4.94
358-163-014	SFR	\$1 4.94	358-173-002	SFR	\$1 4.94	358-181-024	SFR	\$1 4.94
358-163-015	SFR	\$1 4.94	358-173-003	SFR	\$1 4.94	358-181-025	SFR	\$1 4.94
358-163-016	SFR	\$1 4.94	358-173-004	SFR	\$1 4.94	358-181-026	SFR	\$1 4.94
358-163-017	SFR	\$1 4.94	358-173-005	SFR	\$1 4.94	358-181-027	SFR	\$1 4.94
358-163-018	SFR	\$1 4.94	358-173-006	SFR	\$1 4.94	358-181-028	SFR	\$1 4.94
358-163-019	SFR	\$1 4.94	358-173-007	SFR	\$1 4.94	358-181-029	SFR	\$1 4.94
358-163-020	SFR	\$1 4.94	358-173-008	SFR	\$1 4.94	358-181-030	SFR	\$1 4.94
358-163-021	SFR	\$1 4.94	358-173-009	SFR	\$1 4.94	358-181-031	SFR	\$1 4.94
358-163-022	SFR	\$1 4.94	358-173-010	SFR	\$1 4.94	358-181-032	SFR	\$1 4.94
358-163-023	SFR	\$1 4.94	358-173-011	SFR	\$1 4.94	358-181-033	SFR	\$1 4.94
358-163-024	SFR	\$1 4.94	358-173-012	SFR	\$1 4.94	358-181-034	SFR	\$1 4.94
358-163-025	SFR	\$1 4.94	358-173-013	SFR	\$1 4.94	358-181-037	SFR	\$1 4.94
358-163-026	SFR	\$1 4.94	358-173-014	SFR	\$1 4.94	358-181-038	SFR	\$1 4.94
358-163-027	SFR	\$1 4.94	358-173-015	SFR	\$1 4.94	358-181-039	SFR	\$1 4.94
358-163-028	SFR	\$1 4.94	358-173-016	SFR	\$1 4.94	358-181-040	SFR	\$1 4.94
358-163-029	SFR	\$1 4.94	358-173-017	SFR	\$1 4.94	358-181-042	SFR	\$1 4.94



Assessor's Parcel Number	Property Class	FY18-19 Service Charge	Assessor's Parcel Number	Property Class	FY18-19 Service Charge	Assessor's Parcel Number	Property Class	FY18-19 Service Charge
358-181-043	SFR	\$1 4.94	358-191-015	SFR	\$1 4.94	358-203-004	SFR	\$1 4.94
358-182-001	SFR	\$1 4.94	358-191-016	SFR	\$1 4.94	358-203-005	SFR	\$1 4.94
358-182-002	SFR	\$1 4.94	358-191-017	SFR	\$1 4.94	358-203-006	SFR	\$1 4.94
358-182-003	SFR	\$1 4.94	358-191-018	SFR	\$1 4.94	358-203-007	SFR	\$1 4.94
358-182-004	SFR	\$1 4.94	358-191-019	SFR	\$1 4.94	358-203-008	SFR	\$1 4.94
358-182-005	SFR	\$1 4.94	358-191-020	SFR	\$1 4.94	358-203-009	SFR	\$1 4.94
358-182-006	SFR	\$1 4.94	358-191-021	SFR	\$1 4.94	358-203-010	SFR	\$1 4.94
358-182-007	SFR	\$1 4.94	358-191-022	SFR	\$1 4.94	358-203-011	SFR	\$1 4.94
358-182-008	SFR	\$1 4.94	358-191-023	SFR	\$1 4.94	358-203-012	SFR	\$1 4.94
358-182-009	SFR	\$1 4.94	358-191-024	SFR	\$1 4.94	358-204-001	SFR	\$1 4.94
358-182-010	SFR	\$1 4.94	358-191-025	SFR	\$1 4.94	358-204-002	SFR	\$1 4.94
358-182-011	SFR	\$1 4.94	358-191-026	SFR	\$1 4.94	358-204-003	SFR	\$1 4.94
358-182-012	SFR	\$1 4.94	358-191-027	SFR	\$1 4.94	358-204-004	SFR	\$1 4.94
358-182-013	SFR	\$1 4.94	358-191-028	SFR	\$1 4.94	358-204-005	SFR	\$1 4.94
358-183-001	SFR	\$1 4.94	358-191-029	SFR	\$1 4.94	358-204-006	SFR	\$1 4.94
358-183-002	SFR	\$1 4.94	358-191-030	SFR	\$1 4.94	358-204-007	SFR	\$1 4.94
358-183-003	SFR	\$1 4.94	358-191-031	SFR	\$1 4.94	358-204-008	SFR	\$1 4.94
358-183-004	SFR	\$1 4.94	358-191-032	SFR	\$1 4.94	358-204-009	SFR	\$1 4.94
358-183-005	SFR	\$1 4.94	358-191-033	SFR	\$1 4.94	358-204-010	SFR	\$1 4.94
358-183-006	SFR	\$1 4.94	358-191-034	SFR	\$1 4.94	358-204-011	SFR	\$1 4.94
358-183-007	SFR	\$1 4.94	358-191-035	SFR	\$1 4.94	358-204-012	SFR	\$1 4.94
358-183-008	SFR	\$1 4.94	358-191-036	SFR	\$1 4.94	358-204-013	SFR	\$1 4.94
358-183-009	SFR	\$1 4.94	358-191-037	SFR	\$1 4.94	358-204-014	SFR	\$1 4.94
358-183-010	SFR	\$1 4.94	358-201-007	SFR	\$1 4.94	358-204-015	SFR	\$1 4.94
358-183-011	SFR	\$1 4.94	358-201-008	SFR	\$1 4.94	358-204-016	SFR	\$1 4.94
358-183-012	SFR	\$1 4.94	358-201-009	SFR	\$1 4.94	358-204-017	SFR	\$1 4.94
358-183-013	SFR	\$1 4.94	358-201-010	SFR	\$1 4.94	358-204-018	SFR	\$1 4.94
358-183-014	SFR	\$1 4.94	358-201-011	SFR	\$1 4.94	358-204-019	SFR	\$1 4.94
358-183-015	SFR	\$1 4.94	358-201-012	SFR	\$1 4.94	358-204-020	SFR	\$1 4.94
358-183-016	SFR	\$1 4.94	358-202-001	SFR	\$1 4.94	358-204-021	SFR	\$1 4.94
358-184-001	SFR	\$1 4.94	358-202-002	SFR	\$1 4.94	358-204-022	SFR	\$1 4.94
358-184-002	SFR	\$1 4.94	358-202-003	SFR	\$1 4.94	358-211-001	SFR	\$1 4.94
358-184-003	SFR	\$1 4.94	358-202-004	SFR	\$1 4.94	358-211-002	SFR	\$1 4.94
358-185-001	SFR	\$1 4.94	358-202-005	SFR	\$1 4.94	358-211-003	SFR	\$1 4.94
358-185-002	SFR	\$1 4.94	358-202-006	SFR	\$1 4.94	358-211-004	SFR	\$1 4.94
358-185-003	SFR	\$1 4.94	358-202-007	SFR	\$1 4.94	358-211-005	SFR	\$1 4.94
358-185-004	SFR	\$1 4.94	358-202-010	SFR	\$1 4.94	358-211-006	SFR	\$1 4.94
358-185-005	SFR	\$1 4.94	358-202-011	SFR	\$1 4.94	358-211-007	SFR	\$1 4.94
358-185-006	SFR	\$1 4.94	358-202-012	SFR	\$1 4.94	358-211-008	SFR	\$1 4.94
358-191-002	SFR	\$1 4.94	358-202-013	SFR	\$1 4.94	358-211-009	SFR	\$1 4.94
358-191-003	SFR	\$1 4.94	358-202-014	SFR	\$1 4.94	358-211-010	SFR	\$1 4.94
358-191-004	SFR	\$1 4.94	358-202-015	SFR	\$1 4.94	358-211-011	SFR	\$1 4.94
358-191-005	SFR	\$1 4.94	358-202-016	SFR	\$1 4.94	358-211-012	SFR	\$1 4.94
358-191-006	SFR	\$1 4.94	358-202-017	SFR	\$1 4.94	358-211-013	SFR	\$1 4.94
358-191-007	SFR	\$1 4.94	358-202-018	SFR	\$1 4.94	358-211-014	SFR	\$1 4.94
358-191-008	SFR	\$1 4.94	358-202-019	SFR	\$1 4.94	358-211-015	SFR	\$1 4.94
358-191-009	SFR	\$1 4.94	358-202-020	SFR	\$1 4.94	358-211-016	SFR	\$1 4.94
358-191-010	SFR	\$1 4.94	358-202-021	SFR	\$1 4.94	358-211-017	SFR	\$1 4.94
358-191-011	SFR	\$1 4.94	358-202-022	SFR	\$1 4.94	358-211-018	SFR	\$1 4.94
358-191-012	SFR	\$1 4.94	358-203-001	SFR	\$1 4.94	358-211-019	SFR	\$1 4.94
358-191-013	SFR	\$1 4.94	358-203-002	SFR	\$1 4.94	358-211-020	SFR	\$1 4.94
358-191-014	SFR	\$1 4.94	358-203-003	SFR	\$1 4.94	358-211-021	SFR	\$1 4.94

Assessor's Parcel Number	Property Class	FY18-19 Service Charge	Assessor's Parcel Number	Property Class	FY18-19 Service Charge	Assessor's Parcel Number	Property Class	FY18-19 Service Charge
358-211-022	SFR	\$1 4.94	358-233-001	SFR	\$1 4.94	358-241-014	SFR	\$1 4.94
358-211-023	SFR	\$1 4.94	358-233-002	SFR	\$1 4.94	358-241-015	SFR	\$1 4.94
358-211-024	SFR	\$1 4.94	358-233-003	SFR	\$1 4.94	358-241-016	SFR	\$1 4.94
358-211-025	SFR	\$1 4.94	358-233-004	SFR	\$1 4.94	358-241-017	SFR	\$1 4.94
358-211-026	SFR	\$1 4.94	358-233-005	SFR	\$1 4.94	358-242-001	SFR	\$1 4.94
358-211-027	SFR	\$1 4.94	358-233-006	SFR	\$1 4.94	358-242-002	SFR	\$1 4.94
358-211-028	SFR	\$1 4.94	358-233-007	SFR	\$1 4.94	358-242-003	SFR	\$1 4.94
358-211-029	SFR	\$1 4.94	358-233-008	SFR	\$1 4.94	358-242-004	SFR	\$1 4.94
358-212-001	SFR	\$1 4.94	358-233-009	SFR	\$1 4.94	358-242-005	SFR	\$1 4.94
358-212-002	SFR	\$1 4.94	358-233-010	SFR	\$1 4.94	358-242-006	SFR	\$1 4.94
358-212-003	SFR	\$1 4.94	358-234-001	SFR	\$1 4.94	358-242-007	SFR	\$1 4.94
358-212-004	SFR	\$1 4.94	358-234-002	SFR	\$1 4.94	358-242-008	SFR	\$1 4.94
358-212-005	SFR	\$1 4.94	358-234-003	SFR	\$1 4.94	358-242-009	SFR	\$1 4.94
358-212-006	SFR	\$1 4.94	358-234-004	SFR	\$1 4.94	358-242-010	SFR	\$1 4.94
358-212-007	SFR	\$1 4.94	358-234-005	SFR	\$1 4.94	358-242-011	SFR	\$1 4.94
358-212-008	SFR	\$1 4.94	358-234-006	SFR	\$1 4.94	358-242-012	SFR	\$1 4.94
358-212-009	SFR	\$1 4.94	358-234-007	SFR	\$1 4.94	358-242-013	SFR	\$1 4.94
358-212-010	SFR	\$1 4.94	358-234-008	SFR	\$1 4.94	358-242-014	SFR	\$1 4.94
358-212-011	SFR	\$1 4.94	358-234-009	SFR	\$1 4.94	358-242-015	SFR	\$1 4.94
358-212-012	SFR	\$1 4.94	358-234-010	SFR	\$1 4.94	358-251-001	SFR	\$1 4.94
358-212-013	SFR	\$1 4.94	358-234-011	SFR	\$1 4.94	358-251-002	SFR	\$1 4.94
358-212-014	SFR	\$1 4.94	358-234-012	SFR	\$1 4.94	358-251-003	SFR	\$1 4.94
358-212-015	SFR	\$1 4.94	358-234-013	SFR	\$1 4.94	358-251-004	SFR	\$1 4.94
358-212-016	SFR	\$1 4.94	358-234-014	SFR	\$1 4.94	358-251-005	SFR	\$1 4.94
358-212-031	SFR	\$1 4.94	358-234-015	SFR	\$1 4.94	358-251-006	SFR	\$1 4.94
358-212-032	SFR	\$1 4.94	358-234-016	SFR	\$1 4.94	358-252-001	SFR	\$1 4.94
358-212-033	SFR	\$1 4.94	358-234-017	SFR	\$1 4.94	358-252-002	SFR	\$1 4.94
358-221-001	SFR	\$1 4.94	358-235-001	SFR	\$1 4.94	358-252-003	SFR	\$1 4.94
358-221-002	SFR	\$1 4.94	358-235-002	SFR	\$1 4.94	358-252-004	SFR	\$1 4.94
358-221-003	SFR	\$1 4.94	358-235-003	SFR	\$1 4.94	358-252-005	SFR	\$1 4.94
358-221-004	SFR	\$1 4.94	358-235-004	SFR	\$1 4.94	358-252-006	SFR	\$1 4.94
358-221-005	SFR	\$1 4.94	358-235-005	SFR	\$1 4.94	358-252-007	SFR	\$1 4.94
358-221-006	SFR	\$1 4.94	358-235-006	SFR	\$1 4.94	358-252-008	SFR	\$1 4.94
358-221-007	SFR	\$1 4.94	358-235-007	SFR	\$1 4.94	358-252-009	SFR	\$1 4.94
358-221-008	SFR	\$1 4.94	358-235-008	SFR	\$1 4.94	358-252-010	SFR	\$1 4.94
358-221-009	SFR	\$1 4.94	358-235-009	SFR	\$1 4.94	358-252-011	SFR	\$1 4.94
358-231-001	SFR	\$1 4.94	358-235-010	SFR	\$1 4.94	358-252-012	SFR	\$1 4.94
358-231-002	SFR	\$1 4.94	358-235-011	SFR	\$1 4.94	358-253-001	SFR	\$1 4.94
358-231-003	SFR	\$1 4.94	358-235-012	SFR	\$1 4.94	358-253-002	SFR	\$1 4.94
358-231-004	SFR	\$1 4.94	358-241-001	SFR	\$1 4.94	358-253-003	SFR	\$1 4.94
358-231-005	SFR	\$1 4.94	358-241-002	SFR	\$1 4.94	358-253-004	SFR	\$1 4.94
358-231-006	SFR	\$1 4.94	358-241-003	SFR	\$1 4.94	358-253-005	SFR	\$1 4.94
358-231-007	SFR	\$1 4.94	358-241-004	SFR	\$1 4.94	358-253-006	SFR	\$1 4.94
358-231-008	SFR	\$1 4.94	358-241-005	SFR	\$1 4.94	358-253-007	SFR	\$1 4.94
358-231-009	SFR	\$1 4.94	358-241-006	SFR	\$1 4.94	358-253-008	SFR	\$1 4.94
358-231-010	SFR	\$1 4.94	358-241-007	SFR	\$1 4.94	358-253-009	SFR	\$1 4.94
358-232-001	SFR	\$1 4.94	358-241-008	SFR	\$1 4.94	358-253-010	SFR	\$1 4.94
358-232-002	SFR	\$1 4.94	358-241-009	SFR	\$1 4.94	358-253-011	SFR	\$1 4.94
358-232-003	SFR	\$1 4.94	358-241-010	SFR	\$1 4.94	358-254-001	SFR	\$1 4.94
358-232-004	SFR	\$1 4.94	358-241-011	SFR	\$1 4.94	358-254-002	SFR	\$1 4.94
358-232-005	SFR	\$1 4.94	358-241-012	SFR	\$1 4.94	358-254-003	SFR	\$1 4.94
358-232-006	SFR	\$1 4.94	358-241-013	SFR	\$1 4.94	358-254-004	SFR	\$1 4.94

Assessor's Parcel Number	Property Class	FY18-19 Service Charge	Assessor's Parcel Number	Property Class	FY18-19 Service Charge	Assessor's Parcel Number	Property Class	FY18-19 Service Charge
358-254-005	SFR	\$1 4.94	358-264-011	SFR	\$1 4.94	358-271-025	SFR	\$1 4.94
358-254-006	SFR	\$1 4.94	358-264-012	SFR	\$1 4.94	358-271-026	SFR	\$1 4.94
358-254-007	SFR	\$1 4.94	358-264-013	SFR	\$1 4.94	358-271-027	SFR	\$1 4.94
358-254-008	SFR	\$1 4.94	358-264-014	SFR	\$1 4.94	358-271-028	SFR	\$1 4.94
358-254-009	SFR	\$1 4.94	358-264-015	SFR	\$1 4.94	358-271-029	SFR	\$1 4.94
358-254-010	SFR	\$1 4.94	358-264-016	SFR	\$1 4.94	358-271-030	SFR	\$1 4.94
358-254-011	SFR	\$1 4.94	358-264-017	SFR	\$1 4.94	358-271-031	SFR	\$1 4.94
358-254-012	SFR	\$1 4.94	358-264-018	SFR	\$1 4.94	358-271-032	SFR	\$1 4.94
358-254-013	SFR	\$1 4.94	358-264-019	SFR	\$1 4.94	358-271-033	SFR	\$1 4.94
358-254-014	SFR	\$1 4.94	358-264-020	SFR	\$1 4.94	358-271-034	SFR	\$1 4.94
358-254-015	SFR	\$1 4.94	358-264-021	SFR	\$1 4.94	358-271-035	SFR	\$1 4.94
358-261-001	SFR	\$1 4.94	358-264-022	SFR	\$1 4.94	358-271-036	SFR	\$1 4.94
358-261-002	SFR	\$1 4.94	358-264-023	SFR	\$1 4.94	358-271-037	SFR	\$1 4.94
358-261-003	SFR	\$1 4.94	358-264-024	SFR	\$1 4.94	358-271-038	SFR	\$1 4.94
358-261-004	SFR	\$1 4.94	358-264-025	SFR	\$1 4.94	358-271-039	SFR	\$1 4.94
358-261-005	SFR	\$1 4.94	358-264-026	SFR	\$1 4.94	358-271-040	SFR	\$1 4.94
358-261-006	SFR	\$1 4.94	358-264-027	SFR	\$1 4.94	358-271-041	SFR	\$1 4.94
358-261-007	SFR	\$1 4.94	358-264-028	SFR	\$1 4.94	358-271-042	SFR	\$1 4.94
358-261-008	SFR	\$1 4.94	358-265-001	SFR	\$1 4.94	358-271-043	SFR	\$1 4.94
358-261-009	SFR	\$1 4.94	358-265-002	SFR	\$1 4.94	358-271-044	SFR	\$1 4.94
358-261-010	SFR	\$1 4.94	358-265-003	SFR	\$1 4.94	358-272-001	SFR	\$1 4.94
358-261-011	SFR	\$1 4.94	358-265-004	SFR	\$1 4.94	358-272-002	SFR	\$1 4.94
358-261-012	SFR	\$1 4.94	358-265-005	SFR	\$1 4.94	358-272-003	SFR	\$1 4.94
358-261-013	SFR	\$1 4.94	358-265-006	SFR	\$1 4.94	358-272-004	SFR	\$1 4.94
358-261-014	SFR	\$1 4.94	358-265-007	SFR	\$1 4.94	358-272-005	SFR	\$1 4.94
358-261-015	SFR	\$1 4.94	358-265-008	SFR	\$1 4.94	358-291-001	SFR	\$1 4.94
358-261-016	SFR	\$1 4.94	358-265-009	SFR	\$1 4.94	358-291-002	SFR	\$1 4.94
358-261-017	SFR	\$1 4.94	358-265-010	SFR	\$1 4.94	358-291-003	SFR	\$1 4.94
358-261-018	SFR	\$1 4.94	358-271-001	SFR	\$1 4.94	358-291-004	SFR	\$1 4.94
358-261-019	SFR	\$1 4.94	358-271-002	SFR	\$1 4.94	358-291-005	SFR	\$1 4.94
358-261-020	SFR	\$1 4.94	358-271-003	SFR	\$1 4.94	358-291-006	SFR	\$1 4.94
358-261-021	SFR	\$1 4.94	358-271-004	SFR	\$1 4.94	358-291-007	SFR	\$1 4.94
358-261-022	SFR	\$1 4.94	358-271-005	SFR	\$1 4.94	358-291-008	SFR	\$1 4.94
358-262-001	SFR	\$1 4.94	358-271-006	SFR	\$1 4.94	358-291-009	SFR	\$1 4.94
358-262-002	SFR	\$1 4.94	358-271-007	SFR	\$1 4.94	358-291-010	SFR	\$1 4.94
358-262-003	SFR	\$1 4.94	358-271-008	SFR	\$1 4.94	358-291-011	SFR	\$1 4.94
358-262-004	SFR	\$1 4.94	358-271-009	SFR	\$1 4.94	358-291-012	SFR	\$1 4.94
358-262-005	SFR	\$1 4.94	358-271-010	SFR	\$1 4.94	358-291-013	SFR	\$1 4.94
358-262-006	SFR	\$1 4.94	358-271-011	SFR	\$1 4.94	358-291-014	SFR	\$1 4.94
358-262-007	SFR	\$1 4.94	358-271-012	SFR	\$1 4.94	358-291-015	SFR	\$1 4.94
358-263-001	SFR	\$1 4.94	358-271-013	SFR	\$1 4.94	358-291-016	SFR	\$1 4.94
358-263-002	SFR	\$1 4.94	358-271-014	SFR	\$1 4.94	358-291-017	SFR	\$1 4.94
358-264-001	SFR	\$1 4.94	358-271-015	SFR	\$1 4.94	358-291-018	SFR	\$1 4.94
358-264-002	SFR	\$1 4.94	358-271-016	SFR	\$1 4.94	358-291-019	SFR	\$1 4.94
358-264-003	SFR	\$1 4.94	358-271-017	SFR	\$1 4.94	358-292-001	SFR	\$1 4.94
358-264-004	SFR	\$1 4.94	358-271-018	SFR	\$1 4.94	358-292-002	SFR	\$1 4.94
358-264-005	SFR	\$1 4.94	358-271-019	SFR	\$1 4.94	358-292-003	SFR	\$1 4.94
358-264-006	SFR	\$1 4.94	358-271-020	SFR	\$1 4.94	358-292-004	SFR	\$1 4.94
358-264-007	SFR	\$1 4.94	358-271-021	SFR	\$1 4.94	358-292-005	SFR	\$1 4.94
358-264-008	SFR	\$1 4.94	358-271-022	SFR	\$1 4.94	358-292-006	SFR	\$1 4.94
358-264-009	SFR	\$1 4.94	358-271-023	SFR	\$1 4.94	358-292-007	SFR	\$1 4.94
358-264-010	SFR	\$1 4.94	358-271-024	SFR	\$1 4.94	358-293-001	SFR	\$1 4.94

Assessor's Parcel Number	Property Class	FY18-19 Service Charge	Assessor's Parcel Number	Property Class	FY18-19 Service Charge	Assessor's Parcel Number	Property Class	FY18-19 Service Charge
358-293-002	SFR	\$1 4.94	358-302-010	SFR	\$1 4.94	358-311-023	SFR	\$1 4.94
358-293-003	SFR	\$1 4.94	358-302-011	SFR	\$1 4.94	358-311-024	SFR	\$1 4.94
358-293-004	SFR	\$1 4.94	358-302-014	SFR	\$1 4.94	358-311-025	SFR	\$1 4.94
358-293-005	SFR	\$1 4.94	358-302-015	SFR	\$1 4.94	358-311-026	SFR	\$1 4.94
358-293-006	SFR	\$1 4.94	358-302-016	SFR	\$1 4.94	358-311-027	SFR	\$1 4.94
358-293-007	SFR	\$1 4.94	358-302-017	SFR	\$1 4.94	358-311-028	SFR	\$1 4.94
358-293-008	SFR	\$1 4.94	358-302-018	SFR	\$1 4.94	358-311-029	SFR	\$1 4.94
358-293-009	SFR	\$1 4.94	358-302-019	SFR	\$1 4.94	358-311-030	SFR	\$1 4.94
358-293-010	SFR	\$1 4.94	358-302-020	SFR	\$1 4.94	358-311-031	SFR	\$1 4.94
358-293-011	SFR	\$1 4.94	358-302-021	SFR	\$1 4.94	358-311-032	SFR	\$1 4.94
358-293-012	SFR	\$1 4.94	358-302-022	SFR	\$1 4.94	358-311-033	SFR	\$1 4.94
358-293-013	SFR	\$1 4.94	358-303-001	SFR	\$1 4.94	358-311-034	SFR	\$1 4.94
358-293-014	SFR	\$1 4.94	358-303-002	SFR	\$1 4.94	358-311-035	SFR	\$1 4.94
358-293-015	SFR	\$1 4.94	358-303-003	SFR	\$1 4.94	358-311-036	SFR	\$1 4.94
358-293-016	SFR	\$1 4.94	358-303-004	SFR	\$1 4.94	358-311-037	SFR	\$1 4.94
358-293-017	SFR	\$1 4.94	358-310-001	SFR	\$1 4.94	358-311-038	SFR	\$1 4.94
358-293-018	SFR	\$1 4.94	358-310-002	SFR	\$1 4.94	358-311-039	SFR	\$1 4.94
358-293-019	SFR	\$1 4.94	358-310-003	SFR	\$1 4.94	358-311-040	SFR	\$1 4.94
358-293-020	SFR	\$1 4.94	358-310-004	SFR	\$1 4.94	358-311-041	SFR	\$1 4.94
358-293-021	SFR	\$1 4.94	358-310-005	SFR	\$1 4.94	358-311-042	SFR	\$1 4.94
358-293-022	SFR	\$1 4.94	358-310-006	SFR	\$1 4.94	358-311-043	SFR	\$1 4.94
358-293-023	SFR	\$1 4.94	358-310-007	SFR	\$1 4.94	358-311-044	SFR	\$1 4.94
358-293-024	SFR	\$1 4.94	358-310-008	SFR	\$1 4.94	358-311-045	SFR	\$1 4.94
358-293-025	SFR	\$1 4.94	358-310-009	SFR	\$1 4.94	358-311-046	SFR	\$1 4.94
358-293-026	SFR	\$1 4.94	358-310-010	SFR	\$1 4.94	358-311-047	SFR	\$1 4.94
358-293-027	SFR	\$1 4.94	358-310-011	SFR	\$1 4.94	358-311-048	SFR	\$1 4.94
358-293-028	SFR	\$1 4.94	358-310-012	SFR	\$1 4.94	358-311-049	SFR	\$1 4.94
358-293-029	SFR	\$1 4.94	358-310-013	SFR	\$1 4.94	358-311-050	SFR	\$1 4.94
358-293-030	SFR	\$1 4.94	358-310-014	SFR	\$1 4.94	358-311-051	SFR	\$1 4.94
358-293-031	SFR	\$1 4.94	358-310-015	SFR	\$1 4.94	358-311-052	SFR	\$1 4.94
358-293-032	SFR	\$1 4.94	358-311-001	SFR	\$1 4.94	358-311-053	SFR	\$1 4.94
358-293-033	SFR	\$1 4.94	358-311-002	SFR	\$1 4.94	358-311-054	SFR	\$1 4.94
358-293-034	SFR	\$1 4.94	358-311-003	SFR	\$1 4.94	358-311-055	SFR	\$1 4.94
358-293-035	SFR	\$1 4.94	358-311-004	SFR	\$1 4.94	358-311-056	SFR	\$1 4.94
358-293-036	SFR	\$1 4.94	358-311-005	SFR	\$1 4.94	358-311-057	SFR	\$1 4.94
358-293-037	SFR	\$1 4.94	358-311-006	SFR	\$1 4.94	358-311-059	SFR	\$1 4.94
358-293-038	SFR	\$1 4.94	358-311-007	SFR	\$1 4.94	358-311-060	SFR	\$1 4.94
358-293-039	SFR	\$1 4.94	358-311-008	SFR	\$1 4.94	358-311-061	SFR	\$1 4.94
358-293-040	SFR	\$1 4.94	358-311-009	SFR	\$1 4.94	358-311-062	SFR	\$1 4.94
358-293-041	SFR	\$1 4.94	358-311-010	SFR	\$1 4.94	358-311-063	SFR	\$1 4.94
358-293-042	SFR	\$1 4.94	358-311-011	SFR	\$1 4.94	358-311-064	SFR	\$1 4.94
358-293-043	SFR	\$1 4.94	358-311-012	SFR	\$1 4.94	358-311-065	SFR	\$1 4.94
358-293-044	SFR	\$1 4.94	358-311-013	SFR	\$1 4.94	358-311-066	SFR	\$1 4.94
358-302-001	SFR	\$1 4.94	358-311-014	SFR	\$1 4.94	358-311-067	SFR	\$1 4.94
358-302-002	SFR	\$1 4.94	358-311-015	SFR	\$1 4.94	358-311-068	SFR	\$1 4.94
358-302-003	SFR	\$1 4.94	358-311-016	SFR	\$1 4.94	358-311-069	SFR	\$1 4.94
358-302-004	SFR	\$1 4.94	358-311-017	SFR	\$1 4.94	358-311-070	SFR	\$1 4.94
358-302-005	SFR	\$1 4.94	358-311-018	SFR	\$1 4.94	358-311-071	SFR	\$1 4.94
358-302-006	SFR	\$1 4.94	358-311-019	SFR	\$1 4.94	358-311-072	SFR	\$1 4.94
358-302-007	SFR	\$1 4.94	358-311-020	SFR	\$1 4.94	358-311-073	SFR	\$1 4.94
358-302-008	SFR	\$1 4.94	358-311-021	SFR	\$1 4.94	358-311-074	SFR	\$1 4.94
358-302-009	SFR	\$1 4.94	358-311-022	SFR	\$1 4.94	358-311-075	SFR	\$1 4.94

Assessor's Parcel Number	Property Class	FY18-19 Service Charge	Assessor's Parcel Number	Property Class	FY18-19 Service Charge	Assessor's Parcel Number	Property Class	FY18-19 Service Charge
358-311-076	SFR	\$1 4.94	365-240-011	SFR	\$1 4.94	368-134-003	SFR	\$1 4.94
358-311-077	SFR	\$1 4.94	365-530-001	SFR	\$1 4.94	368-134-004	MFR	\$44.82
358-311-078	SFR	\$1 4.94	365-530-002	SFR	\$1 4.94	368-134-005	VSFR	\$7.46
358-312-001	SFR	\$1 4.94	365-530-003	SFR	\$1 4.94	368-134-009	VSFR	\$7.46
358-312-002	SFR	\$1 4.94	365-530-004	SFR	\$1 4.94	368-134-011	SFR	\$1 4.94
358-312-003	SFR	\$1 4.94	365-530-005	SFR	\$1 4.94	368-134-012	MFR2	\$29.88
358-312-004	SFR	\$1 4.94	365-530-006	SFR	\$1 4.94	368-135-004	SFR	\$1 4.94
358-312-005	SFR	\$1 4.94	365-530-007	SFR	\$1 4.94	368-135-005	SFR	\$1 4.94
358-312-006	SFR	\$1 4.94	365-530-008	SFR	\$1 4.94	368-135-008	SFR	\$1 4.94
358-312-007	SFR	\$1 4.94	365-530-009	SFR	\$1 4.94	368-135-009	SFR	\$1 4.94
358-312-008	SFR	\$1 4.94	365-530-010	SFR	\$1 4.94	368-135-012	SFR	\$1 4.94
358-312-009	SFR	\$1 4.94	365-530-011	SFR	\$1 4.94	368-135-013	SFR	\$1 4.94
358-312-010	SFR	\$1 4.94	365-530-012	SFR	\$1 4.94	368-135-014	SFR	\$1 4.94
358-312-011	SFR	\$1 4.94	365-530-013	SFR	\$1 4.94	368-141-003	SFR	\$1 4.94
358-312-012	SFR	\$1 4.94	365-530-014	SFR	\$1 4.94	368-141-004	MFR	\$44.82
358-312-014	SFR	\$1 4.94	365-530-015	SFR	\$1 4.94	368-141-005	SFR	\$1 4.94
358-312-015	SFR	\$1 4.94	365-530-016	SFR	\$1 4.94	368-141-009	SFR	\$1 4.94
358-312-016	SFR	\$1 4.94	365-530-017	SFR	\$1 4.94	368-141-011	VSFR	\$7.46
358-312-017	SFR	\$1 4.94	365-530-018	SFR	\$1 4.94	368-141-012	VSFR	\$7.46
358-312-018	SFR	\$1 4.94	365-530-019	SFR	\$1 4.94	368-142-006	SFR	\$1 4.94
358-312-019	SFR	\$1 4.94	365-530-020	SFR	\$1 4.94	368-142-007	SFR	\$1 4.94
358-312-020	SFR	\$1 4.94	365-530-021	SFR	\$1 4.94	368-142-008	SFR	\$1 4.94
358-312-021	SFR	\$1 4.94	365-530-022	SFR	\$1 4.94	368-143-001	SFR	\$1 4.94
358-312-022	SFR	\$1 4.94	366-010-009	SFR	\$1 4.94	368-143-003	SFR	\$1 4.94
358-312-023	SFR	\$1 4.94	366-010-010	MISC	\$7.46	368-143-004	SFR	\$1 4.94
358-312-024	SFR	\$1 4.94	367-130-003	SFR	\$1 4.94	368-143-005	SFR	\$1 4.94
358-312-025	SFR	\$1 4.94	367-130-034	SFR	\$1 4.94	368-143-006	SFR	\$1 4.94
358-312-026	SFR	\$1 4.94	367-130-035	SFR	\$1 4.94	368-143-007	SFR	\$1 4.94
358-312-027	SFR	\$1 4.94	367-130-036	VSFR	\$7.46	368-143-008	VSFR	\$7.46
358-312-028	SFR	\$1 4.94	368-132-002	SFR	\$1 4.94	368-144-003	SFR	\$1 4.94
358-312-029	SFR	\$1 4.94	368-132-003	SFR	\$1 4.94	368-144-004	SFR	\$1 4.94
358-312-030	SFR	\$1 4.94	368-132-004	SFR	\$1 4.94	368-144-012	SFR	\$1 4.94
358-312-031	SFR	\$1 4.94	368-132-005	SFR	\$1 4.94	368-144-013	VSFR	\$7.46
358-312-032	SFR	\$1 4.94	368-132-007	SFR	\$1 4.94	368-145-001	SFR	\$1 4.94
358-312-033	SFR	\$1 4.94	368-132-008	VSFR	\$7.46	368-145-002	SFR	\$1 4.94
358-312-034	SFR	\$1 4.94	368-132-011	VSFR	\$7.46	368-145-003	SFR	\$1 4.94
358-312-035	SFR	\$1 4.94	368-132-012	SFR	\$1 4.94	368-145-006	SFR	\$1 4.94
358-312-036	SFR	\$1 4.94	368-132-013	SFR	\$1 4.94	368-145-007	SFR	\$1 4.94
362-110-027	MISC	\$7.46	368-132-014	SFR	\$1 4.94	368-145-008	SFR	\$1 4.94
362-110-028	SFR	\$1 4.94	368-132-015	SFR	\$1 4.94	368-145-009	SFR	\$1 4.94
365-110-021	SFR	\$1 4.94	368-132-016	SFR	\$1 4.94	368-145-010	SFR	\$1 4.94
365-110-022	SFR	\$1 4.94	368-132-017	SFR	\$1 4.94	368-145-011	VSFR	\$7.46
365-110-023	SFR	\$1 4.94	368-132-020	SFR	\$1 4.94	368-145-014	SFR	\$1 4.94
365-110-024	SFR	\$1 4.94	368-132-022	SFR	\$1 4.94	368-145-015	SFR	\$1 4.94
365-110-025	SFR	\$1 4.94	368-132-023	SFR	\$1 4.94	368-145-018	VCOM	\$7.46
365-240-003	SFR	\$1 4.94	368-132-024	SFR	\$1 4.94	368-145-019	COM	\$74.70
365-240-004	SFR	\$1 4.94	368-132-025	SFR	\$1 4.94	368-145-021	VSFR	\$7.46
365-240-005	SFR	\$1 4.94	368-132-026	SFR	\$1 4.94	368-145-024	SFR	\$1 4.94
365-240-006	SFR	\$1 4.94	368-133-003	SFR	\$1 4.94	368-145-025	SFR	\$1 4.94
365-240-007	SFR	\$1 4.94	368-133-010	SFR	\$1 4.94	368-145-027	COM	\$74.70
365-240-008	VSFR	\$7.46	368-133-012	SFR	\$1 4.94	368-145-028	VSFR	\$7.46
365-240-009	SFR	\$1 4.94	368-133-013	VSFR	\$7.46	368-145-029	VSFR	\$7.46

Assessor's Parcel Number	Property Class	FY18-19 Service Charge	Assessor's Parcel Number	Property Class	FY18-19 Service Charge	Assessor's Parcel Number	Property Class	FY18-19 Service Charge
368-145-030	VSFR	\$7.46	375-013-011	SFR	\$14.94	375-032-006	SFR	\$14.94
368-146-001	INST	\$74.70	375-013-012	SFR	\$14.94	375-032-007	SFR	\$14.94
368-146-002	SFR	\$14.94	375-013-014	SFR	\$14.94	375-032-008	SFR	\$14.94
368-146-003	SFR	\$14.94	375-013-016	SFR	\$14.94	375-032-009	SFR	\$14.94
368-146-007	SFR	\$14.94	375-014-001	COM	\$74.70	375-032-010	SFR	\$14.94
368-146-010	SFR	\$14.94	375-014-003	VCOM	\$7.46	375-032-011	SFR	\$14.94
368-146-013	VCOM	\$7.46	375-014-004	SFR	\$14.94	375-032-012	SFR	\$14.94
368-146-014	SFR	\$14.94	375-014-005	VCOM	\$7.46	375-032-013	SFR	\$14.94
368-146-017	COM	\$74.70	375-014-006	VCOM	\$7.46	375-032-014	SFR	\$14.94
368-146-021	SFR	\$14.94	375-022-002	SFR	\$14.94	375-032-015	SFR	\$14.94
368-146-022	SFR	\$14.94	375-022-003	SFR	\$14.94	375-032-016	SFR	\$14.94
368-146-023	SFR	\$14.94	375-022-004	SFR	\$14.94	375-032-017	SFR	\$14.94
368-146-024	SFR	\$14.94	375-022-005	COM	\$74.70	375-032-031	SFR	\$14.94
368-146-025	SFR	\$14.94	375-022-006	VCOM	\$7.46	375-032-032	VSFR	\$7.46
368-147-001	VCOM	\$7.46	375-022-007	SFR	\$14.94	375-032-033	SFR	\$14.94
368-147-002	VCOM	\$7.46	375-022-008	SFR	\$14.94	375-032-034	SFR	\$14.94
368-147-003	VCOM	\$7.46	375-022-009	SFR	\$14.94	375-032-035	SFR	\$14.94
368-147-004	COM	\$74.70	375-022-010	SFR	\$14.94	375-032-036	SFR	\$14.94
368-147-005	COM	\$74.70	375-022-011	SFR	\$14.94	375-032-037	SFR	\$14.94
368-147-006	COM	\$74.70	375-022-012	SFR	\$14.94	375-032-038	SFR	\$14.94
368-148-002	SFR	\$14.94	375-022-013	SFR	\$14.94	375-032-039	SFR	\$14.94
368-148-003	SFR	\$14.94	375-022-014	SFR	\$14.94	375-032-040	SFR	\$14.94
368-148-004	SFR	\$14.94	375-022-016	SFR	\$14.94	375-032-041	SFR	\$14.94
368-148-005	SFR	\$14.94	375-022-018	VSFR	\$7.46	375-032-042	SFR	\$14.94
368-148-013	SFR	\$14.94	375-022-027	SFR	\$14.94	375-041-003	SFR	\$14.94
368-148-014	SFR	\$14.94	375-022-030	SFR	\$14.94	375-041-004	SFR	\$14.94
368-148-015	SFR	\$14.94	375-022-031	SFR	\$14.94	375-041-005	SFR	\$14.94
368-148-018	SFR	\$14.94	375-022-032	SFR	\$14.94	375-041-006	SFR	\$14.94
375-011-001	COM	\$74.70	375-022-039	SFR	\$14.94	375-041-007	VSFR	\$7.46
375-011-002	COM	\$74.70	375-022-040	SFR	\$14.94	375-041-008	SFR	\$14.94
375-011-003	COM	\$74.70	375-022-041	VSFR	\$7.46	375-041-009	SFR	\$14.94
375-011-004	COM	\$74.70	375-022-042	MFR	\$44.82	375-041-010	SFR	\$14.94
375-011-007	SFR	\$14.94	375-022-043	SFR	\$14.94	375-041-011	SFR	\$14.94
375-011-008	SFR	\$14.94	375-022-044	SFR	\$14.94	375-041-012	SFR	\$14.94
375-011-009	SFR	\$14.94	375-022-045	SFR	\$14.94	375-041-013	SFR	\$14.94
375-011-011	SFR	\$14.94	375-023-001	SFR	\$14.94	375-042-001	VSFR	\$7.46
375-011-012	COM	\$74.70	375-023-002	SFR	\$14.94	375-042-002	SFR	\$14.94
375-011-014	SFR	\$14.94	375-023-005	MFR	\$44.82	375-042-003	VSFR	\$7.46
375-011-015	SFR	\$14.94	375-023-008	SFR	\$14.94	375-042-004	SFR	\$14.94
375-011-016	SFR	\$14.94	375-023-009	COM	\$74.70	375-042-005	SFR	\$14.94
375-012-003	SFR	\$14.94	375-031-003	SFR	\$14.94	375-042-006	SFR	\$14.94
375-012-011	VCOM	\$7.46	375-031-004	SFR	\$14.94	375-042-007	SFR	\$14.94
375-012-012	VCOM	\$7.46	375-031-005	SFR	\$14.94	375-042-008	SFR	\$14.94
375-012-013	VCOM	\$7.46	375-031-006	SFR	\$14.94	375-042-009	SFR	\$14.94
375-012-014	VCOM	\$7.46	375-031-007	SFR	\$14.94	375-042-010	SFR	\$14.94
375-013-001	SFR	\$14.94	375-031-008	SFR	\$14.94	375-042-013	MFR2	\$29.88
375-013-002	SFR	\$14.94	375-031-009	SFR	\$14.94	375-042-016	SFR	\$14.94
375-013-003	SFR	\$14.94	375-031-010	SFR	\$14.94	375-042-018	SFR	\$14.94
375-013-004	SFR	\$14.94	375-031-015	SFR	\$14.94	375-042-019	SFR	\$14.94
375-013-005	SFR	\$14.94	375-031-018	SFR	\$14.94	375-054-010	SFR	\$14.94
375-013-009	SFR	\$14.94	375-031-019	SFR	\$14.94	375-054-011	SFR	\$14.94
375-013-010	SFR	\$14.94	375-031-020	SFR	\$14.94	375-054-012	SFR	\$14.94

Assessor's Parcel Number	Property Class	FY18-19 Service Charge	Assessor's Parcel Number	Property Class	FY18-19 Service Charge	Assessor's Parcel Number	Property Class	FY18-19 Service Charge
375-054-013	SFR	\$14.94	375-131-002	SFR	\$14.94	375-142-005	MFR2	\$29.88
375-054-014	VSFR	\$7.46	375-131-003	SFR	\$14.94	375-142-008	SFR	\$14.94
375-054-031	SFR	\$14.94	375-131-004	SFR	\$14.94	375-142-012	SFR	\$14.94
375-054-032	SFR	\$14.94	375-131-005	SFR	\$14.94	375-142-013	SFR	\$14.94
375-054-033	SFR	\$14.94	375-131-006	SFR	\$14.94	375-142-014	SFR	\$14.94
375-061-011	SFR	\$14.94	375-131-007	SFR	\$14.94	375-142-015	SFR	\$14.94
375-061-012	SFR	\$14.94	375-131-008	SFR	\$14.94	375-151-002	SFR	\$14.94
375-061-013	SFR	\$14.94	375-131-009	SFR	\$14.94	375-151-003	SFR	\$14.94
375-061-014	SFR	\$14.94	375-133-002	SFR	\$14.94	375-151-004	SFR	\$14.94
375-061-015	SFR	\$14.94	375-133-003	SFR	\$14.94	375-151-005	SFR	\$14.94
375-061-016	SFR	\$14.94	375-133-004	SFR	\$14.94	375-151-006	SFR	\$14.94
375-061-017	SFR	\$14.94	375-133-005	MFR2	\$29.88	375-151-007	SFR	\$14.94
375-061-018	SFR	\$14.94	375-133-010	SFR	\$14.94	375-151-008	SFR	\$14.94
375-061-019	SFR	\$14.94	375-133-012	SFR	\$14.94	375-152-001	SFR	\$14.94
375-061-020	SFR	\$14.94	375-133-013	SFR	\$14.94	375-152-002	SFR	\$14.94
375-061-034	SFR	\$14.94	375-133-014	SFR	\$14.94	375-152-003	SFR	\$14.94
375-062-007	SFR	\$14.94	375-133-015	VSFR	\$7.46	375-152-004	SFR	\$14.94
375-062-008	SFR	\$14.94	375-134-001	SFR	\$14.94	375-152-005	SFR	\$14.94
375-062-009	MFR2	\$29.88	375-134-002	SFR	\$14.94	375-153-001	VSFR	\$7.46
375-062-014	SFR	\$14.94	375-134-003	SFR	\$14.94	375-154-003	SFR	\$14.94
375-062-016	SFR	\$14.94	375-134-004	SFR	\$14.94	375-154-007	SFR	\$14.94
375-062-023	SFR	\$14.94	375-134-005	SFR	\$14.94	375-154-012	SFR	\$14.94
375-062-024	SFR	\$14.94	375-134-006	SFR	\$14.94	375-155-002	SFR	\$14.94
375-062-025	SFR	\$14.94	375-134-007	SFR	\$14.94	375-155-003	SFR	\$14.94
375-062-026	SFR	\$14.94	375-134-008	SFR	\$14.94	375-155-004	SFR	\$14.94
375-062-028	SFR	\$14.94	375-135-001	SFR	\$14.94	375-161-001	MFR2	\$29.88
375-062-029	SFR	\$14.94	375-141-002	SFR	\$14.94	375-161-002	MFR2	\$29.88
375-062-030	SFR	\$14.94	375-141-003	SFR	\$14.94	375-161-003	MFR2	\$29.88
375-063-005	VSFR	\$7.46	375-141-007	SFR	\$14.94	375-161-004	MFR2	\$29.88
375-063-006	SFR	\$14.94	375-141-008	SFR	\$14.94	375-161-005	MFR2	\$29.88
375-063-007	VSFR	\$7.46	375-141-009	SFR	\$14.94	375-161-007	SFR	\$14.94
375-063-009	SFR	\$14.94	375-141-012	SFR	\$14.94	375-161-008	VSFR	\$7.46
375-063-010	SFR	\$14.94	375-141-013	SFR	\$14.94	375-161-009	MFR2	\$29.88
375-063-011	SFR	\$14.94	375-141-014	SFR	\$14.94	375-161-011	SFR	\$14.94
375-063-012	SFR	\$14.94	375-141-015	SFR	\$14.94	375-161-012	SFR	\$14.94
375-063-015	SFR	\$14.94	375-141-017	SFR	\$14.94	375-161-013	SFR	\$14.94
375-063-017	SFR	\$14.94	375-141-018	SFR	\$14.94	375-161-014	SFR	\$14.94
375-063-018	SFR	\$14.94	375-141-019	SFR	\$14.94	375-161-017	SFR	\$14.94
375-063-019	SFR	\$14.94	375-141-020	SFR	\$14.94	375-161-018	SFR	\$14.94
375-063-020	SFR	\$14.94	375-141-025	VSFR	\$7.46	375-161-019	SFR	\$14.94
375-063-021	SFR	\$14.94	375-141-026	SFR	\$14.94	375-161-020	SFR	\$14.94
375-063-022	SFR	\$14.94	375-141-027	SFR	\$14.94	375-161-021	SFR	\$14.94
375-063-023	VSFR	\$7.46	375-141-028	SFR	\$14.94	375-161-022	SFR	\$14.94
375-063-027	SFR	\$14.94	375-141-029	SFR	\$14.94	375-161-023	SFR	\$14.94
375-063-028	SFR	\$14.94	375-141-030	SFR	\$14.94	375-161-024	SFR	\$14.94
375-063-031	SFR	\$14.94	375-141-031	MFR4	\$59.76	375-161-025	SFR	\$14.94
375-063-032	SFR	\$14.94	375-141-032	VSFR	\$7.46	375-161-026	SFR	\$14.94
375-063-033	SFR	\$14.94	375-141-033	SFR	\$14.94	375-161-028	SFR	\$14.94
375-063-036	SFR	\$14.94	375-141-034	SFR	\$14.94	375-161-029	SFR	\$14.94
375-063-037	VSFR	\$7.46	375-141-035	SFR	\$14.94	375-162-001	MFR2	\$29.88
375-063-038	SFR	\$14.94	375-142-003	SFR	\$14.94	375-162-002	MFR2	\$29.88
375-131-001	SFR	\$14.94	375-142-004	SFR	\$14.94	375-162-003	SFR	\$14.94

Assessor's Parcel Number	Property Class	FY18-19 Service Charge	Assessor's Parcel Number	Property Class	FY18-19 Service Charge	Assessor's Parcel Number	Property Class	FY18-19 Service Charge
375-162-004	SFR	\$1 4.94	375-173-005	SFR	\$1 4.94	375-191-003	SFR	\$1 4.94
375-162-005	SFR	\$1 4.94	375-173-006	SFR	\$1 4.94	375-191-004	SFR	\$1 4.94
375-162-006	SFR	\$1 4.94	375-173-007	SFR	\$1 4.94	375-191-005	SFR	\$1 4.94
375-162-007	SFR	\$1 4.94	375-173-008	SFR	\$1 4.94	375-191-006	SFR	\$1 4.94
375-162-008	SFR	\$1 4.94	375-173-009	SFR	\$1 4.94	375-191-007	SFR	\$1 4.94
375-162-009	SFR	\$1 4.94	375-173-010	SFR	\$1 4.94	375-191-008	SFR	\$1 4.94
375-162-010	SFR	\$1 4.94	375-173-012	SFR	\$1 4.94	375-191-009	SFR	\$1 4.94
375-162-011	SFR	\$1 4.94	375-173-014	SFR	\$1 4.94	375-191-010	SFR	\$1 4.94
375-162-012	SFR	\$1 4.94	375-173-015	SFR	\$1 4.94	375-191-011	SFR	\$1 4.94
375-162-013	SFR	\$1 4.94	375-173-016	SFR	\$1 4.94	375-192-001	SFR	\$1 4.94
375-162-014	SFR	\$1 4.94	375-173-017	SFR	\$1 4.94	375-192-002	SFR	\$1 4.94
375-162-015	SFR	\$1 4.94	375-181-001	SFR	\$1 4.94	375-192-003	SFR	\$1 4.94
375-171-001	SFR	\$1 4.94	375-181-002	SFR	\$1 4.94	375-192-004	SFR	\$1 4.94
375-171-002	MFR2	\$29.88	375-181-003	SFR	\$1 4.94	375-192-005	SFR	\$1 4.94
375-171-005	SFR	\$1 4.94	375-181-004	SFR	\$1 4.94	375-192-006	SFR	\$1 4.94
375-171-006	SFR	\$1 4.94	375-181-005	SFR	\$1 4.94	375-192-007	SFR	\$1 4.94
375-171-007	SFR	\$1 4.94	375-181-006	SFR	\$1 4.94	375-192-009	VSFR	\$7.46
375-171-008	SFR	\$1 4.94	375-181-007	SFR	\$1 4.94	375-192-010	SFR	\$1 4.94
375-171-009	SFR	\$1 4.94	375-181-008	SFR	\$1 4.94	375-192-011	SFR	\$1 4.94
375-171-010	SFR	\$1 4.94	375-181-012	SFR	\$1 4.94	375-192-012	SFR	\$1 4.94
375-171-011	SFR	\$1 4.94	375-181-013	SFR	\$1 4.94	375-192-013	SFR	\$1 4.94
375-171-012	SFR	\$1 4.94	375-181-014	SFR	\$1 4.94	375-192-014	SFR	\$1 4.94
375-171-014	SFR	\$1 4.94	375-181-015	SFR	\$1 4.94	375-192-015	SFR	\$1 4.94
375-171-015	SFR	\$1 4.94	375-182-002	SFR	\$1 4.94	375-192-016	SFR	\$1 4.94
375-171-016	SFR	\$1 4.94	375-182-006	SFR	\$1 4.94	375-192-017	SFR	\$1 4.94
375-171-017	SFR	\$1 4.94	375-182-007	SFR	\$1 4.94	375-192-018	SFR	\$1 4.94
375-171-018	SFR	\$1 4.94	375-182-008	SFR	\$1 4.94	375-192-020	SFR	\$1 4.94
375-171-019	SFR	\$1 4.94	375-182-009	SFR	\$1 4.94	375-192-021	SFR	\$1 4.94
375-172-002	SFR	\$1 4.94	375-182-010	SFR	\$1 4.94	375-192-022	SFR	\$1 4.94
375-172-003	SFR	\$1 4.94	375-182-011	SFR	\$1 4.94	375-192-023	VSFR	\$7.46
375-172-004	SFR	\$1 4.94	375-182-012	SFR	\$1 4.94	375-192-024	VSFR	\$7.46
375-172-005	SFR	\$1 4.94	375-182-013	SFR	\$1 4.94	375-193-001	SFR	\$1 4.94
375-172-006	SFR	\$1 4.94	375-182-014	SFR	\$1 4.94	375-193-002	SFR	\$1 4.94
375-172-008	SFR	\$1 4.94	375-183-002	SFR	\$1 4.94	375-193-003	SFR	\$1 4.94
375-172-012	SFR	\$1 4.94	375-183-003	SFR	\$1 4.94	375-193-004	SFR	\$1 4.94
375-172-015	SFR	\$1 4.94	375-183-009	SFR	\$1 4.94	375-193-005	SFR	\$1 4.94
375-172-016	SFR	\$1 4.94	375-183-010	SFR	\$1 4.94	375-193-006	SFR	\$1 4.94
375-172-017	SFR	\$1 4.94	375-183-011	SFR	\$1 4.94	375-193-007	SFR	\$1 4.94
375-172-018	SFR	\$1 4.94	375-183-012	SFR	\$1 4.94	375-193-009	SFR	\$1 4.94
375-172-019	SFR	\$1 4.94	375-183-013	SFR	\$1 4.94	375-193-010	SFR	\$1 4.94
375-172-020	SFR	\$1 4.94	375-183-014	SFR	\$1 4.94	375-193-011	SFR	\$1 4.94
375-172-021	SFR	\$1 4.94	375-183-015	SFR	\$1 4.94	375-193-012	SFR	\$1 4.94
375-172-023	SFR	\$1 4.94	375-183-016	SFR	\$1 4.94	375-201-001	SFR	\$1 4.94
375-172-024	SFR	\$1 4.94	375-183-017	MFR2	\$29.88	375-201-002	SFR	\$1 4.94
375-172-025	SFR	\$1 4.94	375-183-018	VSFR	\$7.46	375-201-007	SFR	\$1 4.94
375-172-026	SFR	\$1 4.94	375-183-019	SFR	\$1 4.94	375-201-008	SFR	\$1 4.94
375-172-027	SFR	\$1 4.94	375-183-020	MFR2	\$29.88	375-201-009	SFR	\$1 4.94
375-172-028	VSFR	\$7.46	375-183-021	SFR	\$1 4.94	375-201-010	SFR	\$1 4.94
375-172-029	SFR	\$1 4.94	375-183-022	SFR	\$1 4.94	375-201-011	SFR	\$1 4.94
375-173-002	SFR	\$1 4.94	375-183-023	SFR	\$1 4.94	375-201-012	SFR	\$1 4.94
375-173-003	SFR	\$1 4.94	375-183-024	SFR	\$1 4.94	375-201-013	SFR	\$1 4.94
375-173-004	SFR	\$1 4.94	375-191-002	SFR	\$1 4.94	375-201-014	SFR	\$1 4.94



Assessor's Parcel Number	Property Class	FY18-19 Service Charge	Assessor's Parcel Number	Property Class	FY18-19 Service Charge	Assessor's Parcel Number	Property Class	FY18-19 Service Charge
375-201-015	MFR	\$44.82	375-212-001	SFR	\$14.94	375-221-008	SFR	\$14.94
375-201-016	SFR	\$14.94	375-212-003	VMFR	\$7.46	375-221-009	SFR	\$14.94
375-201-017	SFR	\$14.94	375-212-004	SFR	\$14.94	375-221-010	SFR	\$14.94
375-201-018	SFR	\$14.94	375-212-005	SFR	\$14.94	375-221-011	SFR	\$14.94
375-201-019	SFR	\$14.94	375-212-006	VSFR	\$7.46	375-221-012	SFR	\$14.94
375-201-020	SFR	\$14.94	375-212-007	SFR	\$14.94	375-221-013	SFR	\$14.94
375-201-021	SFR	\$14.94	375-212-008	SFR	\$14.94	375-221-014	SFR	\$14.94
375-202-001	SFR	\$14.94	375-212-009	SFR	\$14.94	375-221-016	SFR	\$14.94
375-202-002	SFR	\$14.94	375-212-010	SFR	\$14.94	375-221-017	SFR	\$14.94
375-202-003	SFR	\$14.94	375-212-011	SFR	\$14.94	375-221-018	SFR	\$14.94
375-202-004	SFR	\$14.94	375-212-012	SFR	\$14.94	375-221-021	SFR	\$14.94
375-202-005	SFR	\$14.94	375-212-013	SFR	\$14.94	375-221-022	COM	\$74.70
375-202-006	SFR	\$14.94	375-212-014	SFR	\$14.94	375-221-023	SFR	\$14.94
375-202-007	SFR	\$14.94	375-212-015	SFR	\$14.94	375-221-024	MFR2	\$29.88
375-202-008	SFR	\$14.94	375-212-016	SFR	\$14.94	375-221-025	SFR	\$14.94
375-202-009	SFR	\$14.94	375-212-019	COM	\$74.70	375-221-026	SFR	\$14.94
375-202-010	SFR	\$14.94	375-213-001	SFR	\$14.94	375-222-001	SFR	\$14.94
375-202-011	SFR	\$14.94	375-213-002	SFR	\$14.94	375-222-002	SFR	\$14.94
375-202-012	SFR	\$14.94	375-213-003	SFR	\$14.94	375-222-003	SFR	\$14.94
375-202-013	SFR	\$14.94	375-213-004	SFR	\$14.94	375-222-004	SFR	\$14.94
375-202-014	SFR	\$14.94	375-213-005	SFR	\$14.94	375-222-005	SFR	\$14.94
375-202-015	SFR	\$14.94	375-213-006	SFR	\$14.94	375-222-006	SFR	\$14.94
375-203-001	SFR	\$14.94	375-213-007	SFR	\$14.94	375-231-001	SFR	\$14.94
375-203-002	SFR	\$14.94	375-213-010	SFR	\$14.94	375-231-002	SFR	\$14.94
375-203-003	SFR	\$14.94	375-213-011	SFR	\$14.94	375-231-003	SFR	\$14.94
375-203-004	SFR	\$14.94	375-213-012	SFR	\$14.94	375-231-004	SFR	\$14.94
375-203-005	SFR	\$14.94	375-213-013	SFR	\$14.94	375-231-005	SFR	\$14.94
375-203-006	MFR2	\$29.88	375-213-014	SFR	\$14.94	375-231-006	MFR	\$44.82
375-203-007	SFR	\$14.94	375-213-015	SFR	\$14.94	375-231-007	SFR	\$14.94
375-203-008	SFR	\$14.94	375-213-016	SFR	\$14.94	375-231-009	SFR	\$14.94
375-203-009	SFR	\$14.94	375-213-017	SFR	\$14.94	375-231-010	SFR	\$14.94
375-203-010	SFR	\$14.94	375-214-001	SFR	\$14.94	375-231-011	SFR	\$14.94
375-211-001	COM	\$74.70	375-214-002	SFR	\$14.94	375-231-012	SFR	\$14.94
375-211-002	SFR	\$14.94	375-214-006	SFR	\$14.94	375-231-013	SFR	\$14.94
375-211-003	SFR	\$14.94	375-214-008	SFR	\$14.94	375-231-014	VSFR	\$7.46
375-211-004	SFR	\$14.94	375-214-009	SFR	\$14.94	375-231-015	SFR	\$14.94
375-211-005	SFR	\$14.94	375-214-010	SFR	\$14.94	375-232-001	MFR2	\$29.88
375-211-006	SFR	\$14.94	375-214-011	SFR	\$14.94	375-232-002	MFR2	\$29.88
375-211-007	SFR	\$14.94	375-214-012	SFR	\$14.94	375-232-003	MFR2	\$29.88
375-211-008	SFR	\$14.94	375-214-013	SFR	\$14.94	375-232-004	MFR2	\$29.88
375-211-009	SFR	\$14.94	375-214-014	SFR	\$14.94	375-232-005	SFR	\$14.94
375-211-010	SFR	\$14.94	375-214-015	SFR	\$14.94	375-232-006	SFR	\$14.94
375-211-011	MFR2	\$29.88	375-214-016	SFR	\$14.94	375-232-007	SFR	\$14.94
375-211-012	MFR2	\$29.88	375-214-017	SFR	\$14.94	375-232-008	SFR	\$14.94
375-211-013	MFR2	\$29.88	375-214-018	SFR	\$14.94	375-232-009	SFR	\$14.94
375-211-014	SFR	\$14.94	375-214-020	SFR	\$14.94	375-241-001	SFR	\$14.94
375-211-015	SFR	\$14.94	375-214-021	SFR	\$14.94	375-241-002	VSFR	\$7.46
375-211-016	MFR2	\$29.88	375-221-001	SFR	\$14.94	375-241-003	VSFR	\$7.46
375-211-017	SFR	\$14.94	375-221-002	SFR	\$14.94	375-241-004	SFR	\$14.94
375-211-018	SFR	\$14.94	375-221-005	SFR	\$14.94	375-241-005	SFR	\$14.94
375-211-019	SFR	\$14.94	375-221-006	SFR	\$14.94	375-241-006	SFR	\$14.94
375-211-020	SFR	\$14.94	375-221-007	MFR2	\$29.88	375-241-007	SFR	\$14.94

Assessor's Parcel Number	Property Class	FY18-19 Service Charge	Assessor's Parcel Number	Property Class	FY18-19 Service Charge	Assessor's Parcel Number	Property Class	FY18-19 Service Charge
375-242-001	MFR	\$44.82	375-252-011	SFR	\$14.94	375-257-003	VSFR	\$7.46
375-242-002	SFR	\$14.94	375-252-012	SFR	\$14.94	375-257-004	SFR	\$14.94
375-242-003	SFR	\$14.94	375-252-013	SFR	\$14.94	375-257-006	SFR	\$14.94
375-242-004	MFR4	\$59.76	375-252-014	MFR4	\$59.76	375-257-007	SFR	\$14.94
375-242-005	SFR	\$14.94	375-252-015	SFR	\$14.94	375-257-008	SFR	\$14.94
375-242-006	SFR	\$14.94	375-252-016	SFR	\$14.94	375-258-001	MFR2	\$29.88
375-242-007	SFR	\$14.94	375-252-017	SFR	\$14.94	375-258-002	MFR2	\$29.88
375-242-008	MFR	\$44.82	375-252-018	SFR	\$14.94	375-258-003	SFR	\$14.94
375-242-009	SFR	\$14.94	375-252-019	SFR	\$14.94	375-258-004	SFR	\$14.94
375-242-010	SFR	\$14.94	375-253-001	SFR	\$14.94	375-258-006	SFR	\$14.94
375-242-011	SFR	\$14.94	375-253-002	SFR	\$14.94	375-258-007	SFR	\$14.94
375-242-012	SFR	\$14.94	375-253-003	SFR	\$14.94	375-258-008	SFR	\$14.94
375-242-013	SFR	\$14.94	375-253-004	SFR	\$14.94	375-258-009	SFR	\$14.94
375-242-014	SFR	\$14.94	375-253-005	SFR	\$14.94	375-260-001	SFR	\$14.94
375-242-015	SFR	\$14.94	375-253-006	SFR	\$14.94	375-260-002	SFR	\$14.94
375-242-016	SFR	\$14.94	375-253-007	SFR	\$14.94	375-260-005	SFR	\$14.94
375-242-017	SFR	\$14.94	375-253-008	SFR	\$14.94	375-260-006	SFR	\$14.94
375-243-003	MFR	\$44.82	375-254-001	SFR	\$14.94	375-260-007	SFR	\$14.94
375-243-004	VCOM	\$7.46	375-254-002	MFR2	\$29.88	375-260-008	SFR	\$14.94
375-243-005	VCOM	\$7.46	375-254-003	SFR	\$14.94	375-260-009	SFR	\$14.94
375-243-006	VCOM	\$7.46	375-254-004	SFR	\$14.94	375-260-012	MFR	\$44.82
375-243-007	VCOM	\$7.46	375-254-005	SFR	\$14.94	375-260-013	SFR	\$14.94
375-243-008	VCOM	\$7.46	375-254-007	SFR	\$14.94	375-260-018	SFR	\$14.94
375-243-009	SFR	\$14.94	375-254-008	SFR	\$14.94	375-260-020	SFR	\$14.94
375-243-010	SFR	\$14.94	375-254-009	SFR	\$14.94	375-260-022	SFR	\$14.94
375-243-011	MFR2	\$29.88	375-254-010	SFR	\$14.94	375-260-023	SFR	\$14.94
375-243-012	COM	\$74.70	375-254-011	SFR	\$14.94	375-260-024	SFR	\$14.94
375-244-001	SFR	\$14.94	375-254-012	SFR	\$14.94	375-260-025	SFR	\$14.94
375-244-002	SFR	\$14.94	375-254-013	SFR	\$14.94	375-260-026	SFR	\$14.94
375-244-003	SFR	\$14.94	375-254-014	SFR	\$14.94	375-260-027	SFR	\$14.94
375-244-004	MFR2	\$29.88	375-254-015	SFR	\$14.94	375-260-028	SFR	\$14.94
375-244-005	MFR4	\$59.76	375-254-016	SFR	\$14.94	375-260-029	SFR	\$14.94
375-244-006	SFR	\$14.94	375-254-017	SFR	\$14.94	375-260-030	SFR	\$14.94
375-244-007	SFR	\$14.94	375-254-018	SFR	\$14.94	375-260-031	SFR	\$14.94
375-244-008	SFR	\$14.94	375-254-019	SFR	\$14.94	375-260-032	SFR	\$14.94
375-251-001	SFR	\$14.94	375-254-020	SFR	\$14.94	375-260-033	SFR	\$14.94
375-251-002	SFR	\$14.94	375-256-006	MFR5	\$74.70	375-271-001	SFR	\$14.94
375-251-003	SFR	\$14.94	375-256-011	MFR5	\$74.70	375-271-002	SFR	\$14.94
375-251-004	SFR	\$14.94	375-256-012	MFR5	\$74.70	375-271-003	SFR	\$14.94
375-251-005	SFR	\$14.94	375-256-013	SFR	\$14.94	375-271-004	SFR	\$14.94
375-251-006	SFR	\$14.94	375-256-014	MFR5	\$74.70	375-271-005	SFR	\$14.94
375-251-007	SFR	\$14.94	375-256-015	MFR5	\$74.70	375-271-007	VSFR	\$7.46
375-251-008	SFR	\$14.94	375-256-016	VSFR	\$7.46	375-271-008	SFR	\$14.94
375-251-009	SFR	\$14.94	375-256-017	VSFR	\$7.46	375-271-009	VSFR	\$7.46
375-252-001	SFR	\$14.94	375-256-018	SFR	\$14.94	375-271-010	SFR	\$14.94
375-252-002	SFR	\$14.94	375-256-019	SFR	\$14.94	375-271-012	SFR	\$14.94
375-252-003	SFR	\$14.94	375-256-020	SFR	\$14.94	375-271-013	SFR	\$14.94
375-252-004	SFR	\$14.94	375-256-021	SFR	\$14.94	375-271-014	SFR	\$14.94
375-252-005	SFR	\$14.94	375-256-023	MFR2	\$29.88	375-271-015	SFR	\$14.94
375-252-008	SFR	\$14.94	375-256-024	SFR	\$14.94	375-271-016	SFR	\$14.94
375-252-009	SFR	\$14.94	375-257-001	SFR	\$14.94	375-271-017	SFR	\$14.94
375-252-010	SFR	\$14.94	375-257-002	MFR2	\$29.88	375-271-018	SFR	\$14.94

Assessor's Parcel Number	Property Class	FY18-19 Service Charge	Assessor's Parcel Number	Property Class	FY18-19 Service Charge	Assessor's Parcel Number	Property Class	FY18-19 Service Charge
375-271-020	SFR	\$1 4.94	375-281-023	SFR	\$1 4.94	375-291-014	SFR	\$1 4.94
375-271-021	SFR	\$1 4.94	375-281-024	SFR	\$1 4.94	375-291-015	SFR	\$1 4.94
375-271-022	SFR	\$1 4.94	375-282-002	SFR	\$1 4.94	375-291-016	SFR	\$1 4.94
375-271-023	SFR	\$1 4.94	375-282-003	SFR	\$1 4.94	375-291-017	SFR	\$1 4.94
375-271-024	SFR	\$1 4.94	375-282-004	SFR	\$1 4.94	375-291-018	SFR	\$1 4.94
375-272-002	SFR	\$1 4.94	375-282-006	SFR	\$1 4.94	375-292-001	SFR	\$1 4.94
375-272-003	SFR	\$1 4.94	375-282-007	SFR	\$1 4.94	375-292-002	SFR	\$1 4.94
375-272-004	SFR	\$1 4.94	375-282-008	SFR	\$1 4.94	375-292-003	SFR	\$1 4.94
375-272-005	SFR	\$1 4.94	375-282-009	SFR	\$1 4.94	375-292-004	SFR	\$1 4.94
375-272-006	SFR	\$1 4.94	375-282-010	SFR	\$1 4.94	375-292-005	SFR	\$1 4.94
375-272-007	SFR	\$1 4.94	375-282-011	SFR	\$1 4.94	375-292-006	SFR	\$1 4.94
375-272-008	SFR	\$1 4.94	375-282-012	SFR	\$1 4.94	375-292-008	SFR	\$1 4.94
375-272-009	SFR	\$1 4.94	375-282-013	SFR	\$1 4.94	375-292-009	SFR	\$1 4.94
375-272-010	SFR	\$1 4.94	375-282-014	SFR	\$1 4.94	375-292-010	MFR2	\$29.88
375-272-011	SFR	\$1 4.94	375-282-015	SFR	\$1 4.94	375-292-011	SFR	\$1 4.94
375-272-012	SFR	\$1 4.94	375-282-016	SFR	\$1 4.94	375-292-012	SFR	\$1 4.94
375-272-013	SFR	\$1 4.94	375-282-017	SFR	\$1 4.94	375-292-013	SFR	\$1 4.94
375-272-014	SFR	\$1 4.94	375-282-018	SFR	\$1 4.94	375-293-001	SFR	\$1 4.94
375-272-015	SFR	\$1 4.94	375-282-019	SFR	\$1 4.94	375-293-002	SFR	\$1 4.94
375-272-016	SFR	\$1 4.94	375-283-001	SFR	\$1 4.94	375-293-003	SFR	\$1 4.94
375-272-017	SFR	\$1 4.94	375-283-002	SFR	\$1 4.94	375-293-004	SFR	\$1 4.94
375-273-001	SFR	\$1 4.94	375-283-003	SFR	\$1 4.94	375-293-005	SFR	\$1 4.94
375-273-002	SFR	\$1 4.94	375-283-004	SFR	\$1 4.94	375-293-006	SFR	\$1 4.94
375-273-003	SFR	\$1 4.94	375-283-005	SFR	\$1 4.94	375-293-007	SFR	\$1 4.94
375-273-004	SFR	\$1 4.94	375-283-006	SFR	\$1 4.94	375-293-008	SFR	\$1 4.94
375-273-005	SFR	\$1 4.94	375-283-008	SFR	\$1 4.94	375-293-009	SFR	\$1 4.94
375-273-006	SFR	\$1 4.94	375-283-009	SFR	\$1 4.94	375-293-010	SFR	\$1 4.94
375-273-007	SFR	\$1 4.94	375-283-010	SFR	\$1 4.94	375-293-011	SFR	\$1 4.94
375-273-008	SFR	\$1 4.94	375-283-011	SFR	\$1 4.94	375-294-001	SFR	\$1 4.94
375-273-009	SFR	\$1 4.94	375-283-012	SFR	\$1 4.94	375-294-004	SFR	\$1 4.94
375-273-010	MFR2	\$29.88	375-283-013	SFR	\$1 4.94	375-294-007	SFR	\$1 4.94
375-273-011	SFR	\$1 4.94	375-283-014	SFR	\$1 4.94	375-294-010	SFR	\$1 4.94
375-273-013	SFR	\$1 4.94	375-283-015	SFR	\$1 4.94	375-294-011	SFR	\$1 4.94
375-273-014	SFR	\$1 4.94	375-283-016	MFR	\$44.82	375-294-013	SFR	\$1 4.94
375-273-015	SFR	\$1 4.94	375-283-017	SFR	\$1 4.94	375-294-014	SFR	\$1 4.94
375-273-016	SFR	\$1 4.94	375-283-018	SFR	\$1 4.94	375-294-015	SFR	\$1 4.94
375-273-017	SFR	\$1 4.94	375-284-001	SFR	\$1 4.94	375-294-016	SFR	\$1 4.94
375-281-004	SFR	\$1 4.94	375-284-002	SFR	\$1 4.94	375-294-018	SFR	\$1 4.94
375-281-005	SFR	\$1 4.94	375-284-003	SFR	\$1 4.94	375-294-019	SFR	\$1 4.94
375-281-006	SFR	\$1 4.94	375-284-004	SFR	\$1 4.94	375-294-020	SFR	\$1 4.94
375-281-007	SFR	\$1 4.94	375-284-005	SFR	\$1 4.94	375-294-021	SFR	\$1 4.94
375-281-008	SFR	\$1 4.94	375-284-006	SFR	\$1 4.94	375-295-001	SFR	\$1 4.94
375-281-009	SFR	\$1 4.94	375-284-007	SFR	\$1 4.94	375-295-002	SFR	\$1 4.94
375-281-010	SFR	\$1 4.94	375-284-008	SFR	\$1 4.94	375-295-003	SFR	\$1 4.94
375-281-011	SFR	\$1 4.94	375-284-009	SFR	\$1 4.94	375-295-006	SFR	\$1 4.94
375-281-012	SFR	\$1 4.94	375-291-002	SFR	\$1 4.94	375-295-007	SFR	\$1 4.94
375-281-013	SFR	\$1 4.94	375-291-003	SFR	\$1 4.94	375-295-008	SFR	\$1 4.94
375-281-018	SFR	\$1 4.94	375-291-007	SFR	\$1 4.94	375-295-009	SFR	\$1 4.94
375-281-019	SFR	\$1 4.94	375-291-010	SFR	\$1 4.94	375-295-010	SFR	\$1 4.94
375-281-020	SFR	\$1 4.94	375-291-011	SFR	\$1 4.94	375-295-011	SFR	\$1 4.94
375-281-021	MFR4	\$59.76	375-291-012	SFR	\$1 4.94	375-295-012	SFR	\$1 4.94
375-281-022	SFR	\$1 4.94	375-291-013	SFR	\$1 4.94	375-301-001	SFR	\$1 4.94

Assessor's Parcel Number	Property Class	FY18-19 Service Charge	Assessor's Parcel Number	Property Class	FY18-19 Service Charge	Assessor's Parcel Number	Property Class	FY18-19 Service Charge
375-301-002	SFR	\$1 4.94	375-312-007	SFR	\$1 4.94	380-051-010	SFR	\$1 4.94
375-301-003	SFR	\$1 4.94	375-312-009	SFR	\$1 4.94	380-051-011	SFR	\$1 4.94
375-301-007	SFR	\$1 4.94	375-312-010	SFR	\$1 4.94	380-051-012	SFR	\$1 4.94
375-301-009	SFR	\$1 4.94	378-080-002	IND	\$74.70	380-051-017	SFR	\$1 4.94
375-301-010	SFR	\$1 4.94	378-091-003	SFR	\$1 4.94	380-051-018	SFR	\$1 4.94
375-301-013	SFR	\$1 4.94	378-091-004	VSFR	\$7.46	380-051-019	SFR	\$1 4.94
375-301-014	VSFR	\$7.46	378-091-005	MFR2	\$29.88	380-051-022	MFR4	\$59.76
375-301-015	SFR	\$1 4.94	378-091-006	SFR	\$1 4.94	380-051-023	MFR2	\$29.88
375-301-016	SFR	\$1 4.94	378-091-007	VSFR	\$7.46	380-051-024	MFR2	\$29.88
375-301-017	SFR	\$1 4.94	378-091-012	IND	\$74.70	380-051-026	SFR	\$1 4.94
375-301-018	SFR	\$1 4.94	378-091-013	COM	\$74.70	380-051-031	IND	\$74.70
375-301-019	SFR	\$1 4.94	378-092-001	SFR	\$1 4.94	380-051-034	COM	\$74.70
375-301-020	SFR	\$1 4.94	378-092-002	VIND	\$74.70	380-051-040	MFR	\$44.82
375-301-023	SFR	\$1 4.94	378-092-003	VIND	\$74.70	380-051-046	VSFR	\$7.46
375-301-024	VSFR	\$7.46	378-092-007	SFR	\$1 4.94	380-051-047	SFR	\$1 4.94
375-302-002	SFR	\$1 4.94	378-092-008	MFR2	\$29.88	380-052-003	COM	\$74.70
375-302-003	SFR	\$1 4.94	378-092-012	SFR	\$1 4.94	380-061-014	INST	\$74.70
375-302-004	SFR	\$1 4.94	378-092-013	SFR	\$1 4.94	380-061-015	SFR	\$1 4.94
375-302-005	SFR	\$1 4.94	378-092-015	SFR	\$1 4.94	380-061-016	COM	\$74.70
375-302-006	SFR	\$1 4.94	378-092-016	SFR	\$1 4.94	380-062-014	COM	\$74.70
375-302-007	SFR	\$1 4.94	378-092-017	MFR2	\$29.88	380-062-018	COM	\$74.70
375-302-008	SFR	\$1 4.94	378-092-018	IND	\$74.70	380-070-001	SFR	\$1 4.94
375-302-010	INST	\$74.70	378-092-019	SFR	\$1 4.94	380-070-002	SFR	\$1 4.94
375-302-013	SFR	\$1 4.94	378-092-020	COM	\$74.70	380-070-006	SFR	\$1 4.94
375-302-014	SFR	\$1 4.94	378-092-021	IND	\$74.70	380-070-007	SFR	\$1 4.94
375-302-019	SFR	\$1 4.94	378-092-022	VSFR	\$7.46	380-070-008	SFR	\$1 4.94
375-302-020	SFR	\$1 4.94	378-092-023	VSFR	\$7.46	380-070-016	VSFR	\$7.46
375-302-021	SFR	\$1 4.94	378-092-024	COM	\$74.70	380-070-017	SFR	\$1 4.94
375-311-001	VSFR	\$7.46	378-101-007	IND	\$74.70	380-070-021	SFR	\$1 4.94
375-311-002	SFR	\$1 4.94	378-102-003	IND	\$74.70	380-070-022	SFR	\$1 4.94
375-311-003	VSFR	\$7.46	378-103-001	COM	\$74.70	380-070-023	SFR	\$1 4.94
375-311-005	SFR	\$1 4.94	378-103-011	VCOM	\$7.46	380-070-024	SFR	\$1 4.94
375-311-006	SFR	\$1 4.94	378-103-013	COM	\$74.70	380-070-025	SFR	\$1 4.94
375-311-010	SFR	\$1 4.94	378-103-015	COM	\$74.70	380-070-026	SFR	\$1 4.94
375-311-016	SFR	\$1 4.94	378-103-016	VCOM	\$7.46	380-070-027	SFR	\$1 4.94
375-311-017	SFR	\$1 4.94	378-110-014	IND	\$74.70	380-070-028	SFR	\$1 4.94
375-311-019	MFR2	\$29.88	378-121-004	VIND	\$74.70	380-070-030	SFR	\$1 4.94
375-311-022	SFR	\$1 4.94	378-123-009	IND	\$74.70	380-070-031	SFR	\$1 4.94
375-311-023	SFR	\$1 4.94	378-130-005	VIND	\$74.70	380-070-032	SFR	\$1 4.94
375-311-024	SFR	\$1 4.94	378-130-006	VCOM	\$7.46	380-070-033	SFR	\$1 4.94
375-311-025	SFR	\$1 4.94	378-130-013	COM	\$74.70	380-070-034	SFR	\$1 4.94
375-311-026	MFR2	\$29.88	378-130-014	SFR	\$1 4.94	380-070-035	VSFR	\$7.46
375-311-027	SFR	\$1 4.94	378-130-019	COM	\$74.70	380-070-036	VSFR	\$7.46
375-311-028	VSFR	\$7.46	378-130-021	IND	\$74.70	380-070-037	VSFR	\$7.46
375-311-030	SFR	\$1 4.94	378-140-014	IND	\$74.70	380-070-038	VSFR	\$7.46
375-311-031	SFR	\$1 4.94	380-041-008	IND	\$74.70	380-070-039	VSFR	\$7.46
375-312-001	SFR	\$1 4.94	380-041-009	IND	\$74.70	380-070-040	VSFR	\$7.46
375-312-002	SFR	\$1 4.94	380-051-001	IND	\$74.70	380-070-041	VSFR	\$7.46
375-312-003	SFR	\$1 4.94	380-051-002	IND	\$74.70	380-070-042	VSFR	\$7.46
375-312-004	SFR	\$1 4.94	380-051-006	MFR	\$44.82	380-070-043	VSFR	\$7.46
375-312-005	SFR	\$1 4.94	380-051-007	SFR	\$1 4.94	380-070-044	VSFR	\$7.46
375-312-006	SFR	\$1 4.94	380-051-009	SFR	\$1 4.94	380-080-002	SFR	\$1 4.94

Assessor's Parcel Number	Property Class	FY18-19 Service Charge	Assessor's Parcel Number	Property Class	FY18-19 Service Charge	Assessor's Parcel Number	Property Class	FY18-19 Service Charge
380-080-003	SFR	\$1 4.94	380-090-009	SFR	\$1 4.94	380-103-002	SFR	\$1 4.94
380-080-006	SFR	\$1 4.94	380-090-010	SFR	\$1 4.94	380-103-003	SFR	\$1 4.94
380-080-010	SFR	\$1 4.94	380-090-011	SFR	\$1 4.94	380-104-001	SFR	\$1 4.94
380-080-011	SFR	\$1 4.94	380-090-012	SFR	\$1 4.94	380-104-002	SFR	\$1 4.94
380-080-012	SFR	\$1 4.94	380-090-013	SFR	\$1 4.94	380-104-003	SFR	\$1 4.94
380-080-013	SFR	\$1 4.94	380-090-014	SFR	\$1 4.94	380-104-004	SFR	\$1 4.94
380-080-014	SFR	\$1 4.94	380-090-015	SFR	\$1 4.94	380-104-005	SFR	\$1 4.94
380-080-015	SFR	\$1 4.94	380-101-001	SFR	\$1 4.94	380-104-006	SFR	\$1 4.94
380-080-016	SFR	\$1 4.94	380-101-002	SFR	\$1 4.94	380-104-007	SFR	\$1 4.94
380-080-017	SFR	\$1 4.94	380-101-003	SFR	\$1 4.94	380-104-008	SFR	\$1 4.94
380-080-018	VSFR	\$7.46	380-101-004	SFR	\$1 4.94	380-104-009	SFR	\$1 4.94
380-080-019	VSFR	\$7.46	380-101-005	SFR	\$1 4.94	380-104-010	SFR	\$1 4.94
380-080-021	SFR	\$1 4.94	380-101-006	SFR	\$1 4.94	380-104-011	SFR	\$1 4.94
380-080-023	SFR	\$1 4.94	380-101-007	SFR	\$1 4.94	380-104-012	SFR	\$1 4.94
380-080-024	SFR	\$1 4.94	380-101-008	SFR	\$1 4.94	380-104-013	SFR	\$1 4.94
380-080-025	SFR	\$1 4.94	380-101-009	SFR	\$1 4.94	380-104-014	SFR	\$1 4.94
380-080-026	SFR	\$1 4.94	380-101-010	SFR	\$1 4.94	380-104-015	SFR	\$1 4.94
380-080-028	SFR	\$1 4.94	380-101-011	SFR	\$1 4.94	380-104-016	SFR	\$1 4.94
380-080-029	SFR	\$1 4.94	380-101-012	SFR	\$1 4.94	380-104-017	SFR	\$1 4.94
380-080-030	VSFR	\$7.46	380-101-013	SFR	\$1 4.94	380-104-018	SFR	\$1 4.94
380-080-031	VSFR	\$7.46	380-101-014	SFR	\$1 4.94	380-104-019	SFR	\$1 4.94
380-080-032	SFR	\$1 4.94	380-101-015	SFR	\$1 4.94	380-104-020	SFR	\$1 4.94
380-080-033	SFR	\$1 4.94	380-101-016	SFR	\$1 4.94	380-104-021	SFR	\$1 4.94
380-080-034	SFR	\$1 4.94	380-101-017	SFR	\$1 4.94	380-104-022	SFR	\$1 4.94
380-080-035	SFR	\$1 4.94	380-101-020	SFR	\$1 4.94	380-104-023	SFR	\$1 4.94
380-080-037	SFR	\$1 4.94	380-101-021	SFR	\$1 4.94	380-104-024	SFR	\$1 4.94
380-080-038	SFR	\$1 4.94	380-101-022	SFR	\$1 4.94	380-111-001	SFR	\$1 4.94
380-080-039	SFR	\$1 4.94	380-101-023	SFR	\$1 4.94	380-111-002	SFR	\$1 4.94
380-080-040	SFR	\$1 4.94	380-101-024	SFR	\$1 4.94	380-111-003	SFR	\$1 4.94
380-080-041	SFR	\$1 4.94	380-101-025	SFR	\$1 4.94	380-111-004	SFR	\$1 4.94
380-080-042	SFR	\$1 4.94	380-101-026	SFR	\$1 4.94	380-111-005	SFR	\$1 4.94
380-080-044	SFR	\$1 4.94	380-101-027	SFR	\$1 4.94	380-111-006	SFR	\$1 4.94
380-080-045	SFR	\$1 4.94	380-101-028	SFR	\$1 4.94	380-111-007	SFR	\$1 4.94
380-080-046	SFR	\$1 4.94	380-101-029	SFR	\$1 4.94	380-111-008	SFR	\$1 4.94
380-080-047	SFR	\$1 4.94	380-101-030	SFR	\$1 4.94	380-111-009	SFR	\$1 4.94
380-080-048	SFR	\$1 4.94	380-101-037	SFR	\$1 4.94	380-111-010	SFR	\$1 4.94
380-080-049	SFR	\$1 4.94	380-101-039	SFR	\$1 4.94	380-111-011	SFR	\$1 4.94
380-080-050	SFR	\$1 4.94	380-101-040	SFR	\$1 4.94	380-111-012	SFR	\$1 4.94
380-080-051	SFR	\$1 4.94	380-101-041	SFR	\$1 4.94	380-111-013	SFR	\$1 4.94
380-080-052	SFR	\$1 4.94	380-101-042	SFR	\$1 4.94	380-111-014	SFR	\$1 4.94
380-080-053	SFR	\$1 4.94	380-101-043	SFR	\$1 4.94	380-111-015	SFR	\$1 4.94
380-080-054	SFR	\$1 4.94	380-101-044	SFR	\$1 4.94	380-111-016	SFR	\$1 4.94
380-080-055	SFR	\$1 4.94	380-101-045	SFR	\$1 4.94	380-111-017	SFR	\$1 4.94
380-080-056	SFR	\$1 4.94	380-101-046	SFR	\$1 4.94	380-111-018	SFR	\$1 4.94
380-080-057	SFR	\$1 4.94	380-101-047	SFR	\$1 4.94	380-111-019	SFR	\$1 4.94
380-090-001	SFR	\$1 4.94	380-102-001	SFR	\$1 4.94	380-111-020	SFR	\$1 4.94
380-090-002	SFR	\$1 4.94	380-102-002	SFR	\$1 4.94	380-111-021	SFR	\$1 4.94
380-090-004	SFR	\$1 4.94	380-102-003	SFR	\$1 4.94	380-111-022	SFR	\$1 4.94
380-090-005	SFR	\$1 4.94	380-102-004	SFR	\$1 4.94	380-111-023	SFR	\$1 4.94
380-090-006	SFR	\$1 4.94	380-102-005	SFR	\$1 4.94	380-111-024	SFR	\$1 4.94
380-090-007	SFR	\$1 4.94	380-102-006	SFR	\$1 4.94	380-111-025	SFR	\$1 4.94
380-090-008	SFR	\$1 4.94	380-103-001	SFR	\$1 4.94	380-111-026	SFR	\$1 4.94

Assessor's Parcel Number	Property Class	FY18-19 Service Charge	Assessor's Parcel Number	Property Class	FY18-19 Service Charge	Assessor's Parcel Number	Property Class	FY18-19 Service Charge
380-111-027	SFR	\$1 4.94	380-120-009	SFR	\$1 4.94	380-120-081	SFR	\$1 4.94
380-112-001	SFR	\$1 4.94	380-120-010	SFR	\$1 4.94	380-120-082	SFR	\$1 4.94
380-112-002	SFR	\$1 4.94	380-120-011	SFR	\$1 4.94	380-120-083	SFR	\$1 4.94
380-112-003	SFR	\$1 4.94	380-120-013	SFR	\$1 4.94	380-120-084	SFR	\$1 4.94
380-112-004	SFR	\$1 4.94	380-120-014	SFR	\$1 4.94	380-120-085	SFR	\$1 4.94
380-112-005	SFR	\$1 4.94	380-120-019	SFR	\$1 4.94	380-120-086	SFR	\$1 4.94
380-112-006	SFR	\$1 4.94	380-120-021	SFR	\$1 4.94	380-120-087	VSFR	\$7.46
380-112-007	SFR	\$1 4.94	380-120-022	SFR	\$1 4.94	380-120-088	VSFR	\$7.46
380-112-008	SFR	\$1 4.94	380-120-023	SFR	\$1 4.94	380-120-089	SFR	\$1 4.94
380-112-009	SFR	\$1 4.94	380-120-026	SFR	\$1 4.94	380-120-090	SFR	\$1 4.94
380-112-010	SFR	\$1 4.94	380-120-027	SFR	\$1 4.94	380-131-001	SFR	\$1 4.94
380-112-011	SFR	\$1 4.94	380-120-028	COM	\$74.70	380-131-002	SFR	\$1 4.94
380-112-012	SFR	\$1 4.94	380-120-029	SFR	\$1 4.94	380-131-003	SFR	\$1 4.94
380-112-013	SFR	\$1 4.94	380-120-030	SFR	\$1 4.94	380-131-004	SFR	\$1 4.94
380-112-014	SFR	\$1 4.94	380-120-031	SFR	\$1 4.94	380-131-005	SFR	\$1 4.94
380-112-015	SFR	\$1 4.94	380-120-032	SFR	\$1 4.94	380-131-006	SFR	\$1 4.94
380-112-016	SFR	\$1 4.94	380-120-033	SFR	\$1 4.94	380-131-007	SFR	\$1 4.94
380-112-017	SFR	\$1 4.94	380-120-034	SFR	\$1 4.94	380-131-008	SFR	\$1 4.94
380-112-018	SFR	\$1 4.94	380-120-035	SFR	\$1 4.94	380-131-009	SFR	\$1 4.94
380-112-019	SFR	\$1 4.94	380-120-036	SFR	\$1 4.94	380-131-010	SFR	\$1 4.94
380-112-020	SFR	\$1 4.94	380-120-037	SFR	\$1 4.94	380-131-011	SFR	\$1 4.94
380-112-021	SFR	\$1 4.94	380-120-038	SFR	\$1 4.94	380-131-012	SFR	\$1 4.94
380-112-022	SFR	\$1 4.94	380-120-039	SFR	\$1 4.94	380-131-013	SFR	\$1 4.94
380-112-023	SFR	\$1 4.94	380-120-040	VSFR	\$7.46	380-131-014	SFR	\$1 4.94
380-112-024	SFR	\$1 4.94	380-120-042	SFR	\$1 4.94	380-131-015	SFR	\$1 4.94
380-112-025	SFR	\$1 4.94	380-120-044	SFR	\$1 4.94	380-131-016	SFR	\$1 4.94
380-113-001	SFR	\$1 4.94	380-120-045	SFR	\$1 4.94	380-131-017	SFR	\$1 4.94
380-113-002	SFR	\$1 4.94	380-120-050	SFR	\$1 4.94	380-131-018	SFR	\$1 4.94
380-113-003	SFR	\$1 4.94	380-120-053	SFR	\$1 4.94	380-131-019	SFR	\$1 4.94
380-113-004	SFR	\$1 4.94	380-120-054	SFR	\$1 4.94	380-131-020	SFR	\$1 4.94
380-113-005	SFR	\$1 4.94	380-120-055	SFR	\$1 4.94	380-132-001	SFR	\$1 4.94
380-113-006	SFR	\$1 4.94	380-120-056	SFR	\$1 4.94	380-132-002	SFR	\$1 4.94
380-113-007	SFR	\$1 4.94	380-120-057	SFR	\$1 4.94	380-132-003	SFR	\$1 4.94
380-113-008	SFR	\$1 4.94	380-120-058	SFR	\$1 4.94	380-132-004	SFR	\$1 4.94
380-113-009	SFR	\$1 4.94	380-120-059	SFR	\$1 4.94	380-132-005	SFR	\$1 4.94
380-113-010	SFR	\$1 4.94	380-120-060	VSFR	\$7.46	380-132-006	SFR	\$1 4.94
380-113-011	SFR	\$1 4.94	380-120-061	VSFR	\$7.46	380-132-007	SFR	\$1 4.94
380-113-012	SFR	\$1 4.94	380-120-065	SFR	\$1 4.94	380-132-008	SFR	\$1 4.94
380-113-013	SFR	\$1 4.94	380-120-066	VSFR	\$7.46	380-132-009	SFR	\$1 4.94
380-113-014	SFR	\$1 4.94	380-120-068	SFR	\$1 4.94	380-132-010	SFR	\$1 4.94
380-113-015	SFR	\$1 4.94	380-120-069	SFR	\$1 4.94	380-132-011	SFR	\$1 4.94
380-113-016	SFR	\$1 4.94	380-120-070	SFR	\$1 4.94	380-132-012	SFR	\$1 4.94
380-113-017	SFR	\$1 4.94	380-120-071	SFR	\$1 4.94	380-132-013	SFR	\$1 4.94
380-113-018	SFR	\$1 4.94	380-120-072	SFR	\$1 4.94	380-132-014	SFR	\$1 4.94
380-113-019	SFR	\$1 4.94	380-120-073	SFR	\$1 4.94	380-132-015	SFR	\$1 4.94
380-120-001	SFR	\$1 4.94	380-120-074	SFR	\$1 4.94	380-132-016	SFR	\$1 4.94
380-120-002	SFR	\$1 4.94	380-120-075	SFR	\$1 4.94	380-132-017	SFR	\$1 4.94
380-120-003	SFR	\$1 4.94	380-120-076	SFR	\$1 4.94	380-132-018	SFR	\$1 4.94
380-120-004	SFR	\$1 4.94	380-120-077	SFR	\$1 4.94	380-132-019	SFR	\$1 4.94
380-120-006	SFR	\$1 4.94	380-120-078	SFR	\$1 4.94	380-132-020	SFR	\$1 4.94
380-120-007	SFR	\$1 4.94	380-120-079	SFR	\$1 4.94	380-132-021	SFR	\$1 4.94
380-120-008	SFR	\$1 4.94	380-120-080	SFR	\$1 4.94	380-141-001	SFR	\$1 4.94

Assessor's Parcel Number	Property Class	FY18-19 Service Charge	Assessor's Parcel Number	Property Class	FY18-19 Service Charge	Assessor's Parcel Number	Property Class	FY18-19 Service Charge
380-141-002	SFR	\$1 4.94	380-143-011	SFR	\$1 4.94	380-170-013	SFR	\$1 4.94
380-141-003	SFR	\$1 4.94	380-143-012	SFR	\$1 4.94	380-170-014	SFR	\$1 4.94
380-141-004	SFR	\$1 4.94	380-143-013	SFR	\$1 4.94	380-170-015	SFR	\$1 4.94
380-141-005	SFR	\$1 4.94	380-143-014	SFR	\$1 4.94	380-170-016	SFR	\$1 4.94
380-141-006	SFR	\$1 4.94	380-143-015	SFR	\$1 4.94	380-170-017	SFR	\$1 4.94
380-141-007	SFR	\$1 4.94	380-143-016	SFR	\$1 4.94	380-170-018	SFR	\$1 4.94
380-141-008	SFR	\$1 4.94	380-143-017	SFR	\$1 4.94	380-170-019	SFR	\$1 4.94
380-141-009	SFR	\$1 4.94	380-143-018	SFR	\$1 4.94	380-170-020	SFR	\$1 4.94
380-141-010	SFR	\$1 4.94	380-143-019	SFR	\$1 4.94	380-170-021	SFR	\$1 4.94
380-141-011	SFR	\$1 4.94	380-143-020	SFR	\$1 4.94	380-170-022	SFR	\$1 4.94
380-141-012	SFR	\$1 4.94	380-143-021	SFR	\$1 4.94	380-170-023	SFR	\$1 4.94
380-141-013	SFR	\$1 4.94	380-143-022	SFR	\$1 4.94	380-170-024	SFR	\$1 4.94
380-141-014	SFR	\$1 4.94	380-143-023	SFR	\$1 4.94	380-170-025	SFR	\$1 4.94
380-141-015	SFR	\$1 4.94	380-143-024	SFR	\$1 4.94	380-170-026	SFR	\$1 4.94
380-141-016	SFR	\$1 4.94	380-143-025	SFR	\$1 4.94	380-170-027	SFR	\$1 4.94
380-141-017	SFR	\$1 4.94	380-151-001	SFR	\$1 4.94	380-170-028	SFR	\$1 4.94
380-141-018	SFR	\$1 4.94	380-151-002	SFR	\$1 4.94	380-170-029	SFR	\$1 4.94
380-141-019	SFR	\$1 4.94	380-151-003	SFR	\$1 4.94	380-170-030	SFR	\$1 4.94
380-141-020	SFR	\$1 4.94	380-151-004	SFR	\$1 4.94	380-180-002	SFR	\$1 4.94
380-141-021	SFR	\$1 4.94	380-151-005	SFR	\$1 4.94	380-180-003	SFR	\$1 4.94
380-141-022	SFR	\$1 4.94	380-151-006	SFR	\$1 4.94	380-180-005	SFR	\$1 4.94
380-141-023	SFR	\$1 4.94	380-151-007	SFR	\$1 4.94	380-180-006	SFR	\$1 4.94
380-141-024	SFR	\$1 4.94	380-151-008	SFR	\$1 4.94	380-180-008	SFR	\$1 4.94
380-141-025	SFR	\$1 4.94	380-152-001	SFR	\$1 4.94	380-180-009	SFR	\$1 4.94
380-141-026	SFR	\$1 4.94	380-152-002	SFR	\$1 4.94	380-180-010	SFR	\$1 4.94
380-141-027	SFR	\$1 4.94	380-152-003	SFR	\$1 4.94	380-180-011	SFR	\$1 4.94
380-142-001	SFR	\$1 4.94	380-152-004	SFR	\$1 4.94	380-180-012	SFR	\$1 4.94
380-142-002	SFR	\$1 4.94	380-152-005	SFR	\$1 4.94	380-180-013	SFR	\$1 4.94
380-142-003	SFR	\$1 4.94	380-152-006	SFR	\$1 4.94	380-180-014	SFR	\$1 4.94
380-142-004	SFR	\$1 4.94	380-152-007	SFR	\$1 4.94	380-180-015	SFR	\$1 4.94
380-142-005	SFR	\$1 4.94	380-152-008	SFR	\$1 4.94	380-180-016	SFR	\$1 4.94
380-142-006	SFR	\$1 4.94	380-152-009	SFR	\$1 4.94	380-180-018	SFR	\$1 4.94
380-142-007	SFR	\$1 4.94	380-152-010	SFR	\$1 4.94	380-180-019	SFR	\$1 4.94
380-142-008	SFR	\$1 4.94	380-152-011	SFR	\$1 4.94	380-180-020	SFR	\$1 4.94
380-142-009	SFR	\$1 4.94	380-152-012	SFR	\$1 4.94	380-180-021	SFR	\$1 4.94
380-142-010	SFR	\$1 4.94	380-152-013	SFR	\$1 4.94	380-180-022	SFR	\$1 4.94
380-142-011	SFR	\$1 4.94	380-152-014	SFR	\$1 4.94	380-180-023	SFR	\$1 4.94
380-142-012	SFR	\$1 4.94	380-152-015	SFR	\$1 4.94	380-180-024	SFR	\$1 4.94
380-142-013	SFR	\$1 4.94	380-152-016	SFR	\$1 4.94	380-180-025	SFR	\$1 4.94
380-142-014	SFR	\$1 4.94	380-152-017	SFR	\$1 4.94	380-180-027	SFR	\$1 4.94
380-142-015	SFR	\$1 4.94	380-152-018	SFR	\$1 4.94	380-180-028	SFR	\$1 4.94
380-142-016	SFR	\$1 4.94	380-152-019	SFR	\$1 4.94	380-180-029	SFR	\$1 4.94
380-143-001	SFR	\$1 4.94	380-152-020	SFR	\$1 4.94	380-180-030	SFR	\$1 4.94
380-143-002	SFR	\$1 4.94	380-152-021	SFR	\$1 4.94	380-180-031	SFR	\$1 4.94
380-143-003	SFR	\$1 4.94	380-152-022	SFR	\$1 4.94	380-180-032	SFR	\$1 4.94
380-143-004	SFR	\$1 4.94	380-170-003	SFR	\$1 4.94	380-180-034	MFR6	\$89.64
380-143-005	SFR	\$1 4.94	380-170-005	IND	\$74.70	380-180-036	IND	\$74.70
380-143-006	SFR	\$1 4.94	380-170-008	SFR	\$1 4.94	380-180-042	MFR2	\$29.88
380-143-007	SFR	\$1 4.94	380-170-009	SFR	\$1 4.94	380-180-043	MFR2	\$29.88
380-143-008	SFR	\$1 4.94	380-170-010	SFR	\$1 4.94	380-180-044	MFR2	\$29.88
380-143-009	SFR	\$1 4.94	380-170-011	SFR	\$1 4.94	380-180-050	SFR	\$1 4.94
380-143-010	SFR	\$1 4.94	380-170-012	SFR	\$1 4.94	380-180-054	SFR	\$1 4.94

Assessor's Parcel Number	Property Class	FY18-19 Service Charge	Assessor's Parcel Number	Property Class	FY18-19 Service Charge	Assessor's Parcel Number	Property Class	FY18-19 Service Charge
380-180-056	MFR2	\$29.88	380-193-002	SFR	\$14.94	380-201-007	SFR	\$14.94
380-180-057	MFR2	\$29.88	380-193-003	SFR	\$14.94	380-201-008	SFR	\$14.94
380-180-058	SFR	\$14.94	380-193-004	SFR	\$14.94	380-201-009	SFR	\$14.94
380-180-063	COM	\$74.70	380-193-005	SFR	\$14.94	380-201-010	SFR	\$14.94
380-180-067	IND	\$74.70	380-193-006	SFR	\$14.94	380-202-001	SFR	\$14.94
380-180-068	COM	\$74.70	380-193-007	SFR	\$14.94	380-202-002	SFR	\$14.94
380-180-070	COM	\$74.70	380-193-008	SFR	\$14.94	380-202-003	SFR	\$14.94
380-180-071	SFR	\$14.94	380-193-009	SFR	\$14.94	380-202-004	SFR	\$14.94
380-180-072	SFR	\$14.94	380-193-010	SFR	\$14.94	380-202-005	SFR	\$14.94
380-180-073	SFR	\$14.94	380-193-011	SFR	\$14.94	380-202-007	SFR	\$14.94
380-180-074	SFR	\$14.94	380-193-012	SFR	\$14.94	380-202-008	SFR	\$14.94
380-180-075	SFR	\$14.94	380-193-013	SFR	\$14.94	380-202-009	SFR	\$14.94
380-180-076	SFR	\$14.94	380-193-014	SFR	\$14.94	380-202-010	SFR	\$14.94
380-180-077	SFR	\$14.94	380-193-015	SFR	\$14.94	380-202-011	SFR	\$14.94
380-180-078	SFR	\$14.94	380-193-016	SFR	\$14.94	380-202-012	SFR	\$14.94
380-180-079	SFR	\$14.94	380-193-017	SFR	\$14.94	380-202-013	SFR	\$14.94
380-180-080	SFR	\$14.94	380-193-018	SFR	\$14.94	380-202-014	SFR	\$14.94
380-180-081	SFR	\$14.94	380-193-019	SFR	\$14.94	380-202-015	SFR	\$14.94
380-180-082	SFR	\$14.94	380-193-020	SFR	\$14.94	380-202-016	SFR	\$14.94
380-180-083	SFR	\$14.94	380-193-021	SFR	\$14.94	380-202-017	SFR	\$14.94
380-180-084	SFR	\$14.94	380-193-022	MFR2	\$29.88	380-202-018	SFR	\$14.94
380-180-085	SFR	\$14.94	380-193-024	SFR	\$14.94	380-202-019	SFR	\$14.94
380-180-086	SFR	\$14.94	380-193-025	SFR	\$14.94	380-202-020	SFR	\$14.94
380-180-087	SFR	\$14.94	380-193-029	MFR	\$44.82	380-202-021	SFR	\$14.94
380-180-088	SFR	\$14.94	380-193-031	MFR5	\$74.70	380-202-022	SFR	\$14.94
380-180-089	SFR	\$14.94	380-193-032	COM	\$74.70	380-202-023	SFR	\$14.94
380-180-090	SFR	\$14.94	380-194-001	SFR	\$14.94	380-202-024	SFR	\$14.94
380-180-092	SFR	\$14.94	380-194-002	SFR	\$14.94	380-202-025	SFR	\$14.94
380-191-001	SFR	\$14.94	380-194-003	SFR	\$14.94	380-202-026	SFR	\$14.94
380-191-002	SFR	\$14.94	380-194-004	VSFR	\$7.46	380-202-027	SFR	\$14.94
380-191-003	SFR	\$14.94	380-194-005	SFR	\$14.94	380-202-028	SFR	\$14.94
380-191-004	SFR	\$14.94	380-194-009	SFR	\$14.94	380-202-029	SFR	\$14.94
380-191-005	SFR	\$14.94	380-194-010	VMFR	\$7.46	380-202-030	SFR	\$14.94
380-191-006	MFR2	\$29.88	380-194-011	MFR6	\$89.64	380-202-031	SFR	\$14.94
380-191-008	SFR	\$14.94	380-195-001	SFR	\$14.94	380-202-032	SFR	\$14.94
380-191-009	SFR	\$14.94	380-195-004	SFR	\$14.94	380-202-033	SFR	\$14.94
380-191-010	SFR	\$14.94	380-195-005	SFR	\$14.94	380-202-034	SFR	\$14.94
380-191-011	SFR	\$14.94	380-195-006	SFR	\$14.94	380-202-035	SFR	\$14.94
380-192-001	SFR	\$14.94	380-195-011	MFR2	\$29.88	380-202-036	SFR	\$14.94
380-192-002	SFR	\$14.94	380-195-021	SFR	\$14.94	380-202-037	SFR	\$14.94
380-192-003	SFR	\$14.94	380-195-030	SFR	\$14.94	380-202-038	SFR	\$14.94
380-192-004	SFR	\$14.94	380-195-031	SFR	\$14.94	380-202-039	SFR	\$14.94
380-192-005	SFR	\$14.94	380-195-032	SFR	\$14.94	380-202-040	SFR	\$14.94
380-192-006	SFR	\$14.94	380-195-033	SFR	\$14.94	380-202-041	SFR	\$14.94
380-192-007	SFR	\$14.94	380-195-034	SFR	\$14.94	380-202-042	SFR	\$14.94
380-192-008	SFR	\$14.94	380-195-035	MFR5	\$74.70	380-202-043	SFR	\$14.94
380-192-009	SFR	\$14.94	380-201-001	SFR	\$14.94	380-202-044	SFR	\$14.94
380-192-010	SFR	\$14.94	380-201-002	SFR	\$14.94	380-202-045	SFR	\$14.94
380-192-011	SFR	\$14.94	380-201-003	SFR	\$14.94	380-202-046	SFR	\$14.94
380-192-012	SFR	\$14.94	380-201-004	SFR	\$14.94	380-210-002	IND	\$74.70
380-192-013	SFR	\$14.94	380-201-005	SFR	\$14.94	380-210-004	IND	\$74.70
380-193-001	SFR	\$14.94	380-201-006	SFR	\$14.94	380-210-005	SFR	\$14.94



Assessor's Parcel Number	Property Class	FY18-19 Service Charge	Assessor's Parcel Number	Property Class	FY18-19 Service Charge	Assessor's Parcel Number	Property Class	FY18-19 Service Charge
380-210-006	SFR	\$1 4.94	380-220-031	SFR	\$1 4.94	380-232-003	SFR	\$1 4.94
380-210-007	SFR	\$1 4.94	380-220-032	SFR	\$1 4.94	380-232-004	SFR	\$1 4.94
380-210-008	SFR	\$1 4.94	380-220-033	SFR	\$1 4.94	380-232-005	SFR	\$1 4.94
380-210-009	SFR	\$1 4.94	380-220-034	SFR	\$1 4.94	380-232-006	SFR	\$1 4.94
380-210-010	SFR	\$1 4.94	380-220-035	SFR	\$1 4.94	380-232-007	SFR	\$1 4.94
380-210-011	SFR	\$1 4.94	380-220-036	SFR	\$1 4.94	380-232-008	SFR	\$1 4.94
380-210-012	SFR	\$1 4.94	380-220-038	SFR	\$1 4.94	380-232-009	SFR	\$1 4.94
380-210-013	SFR	\$1 4.94	380-220-040	SFR	\$1 4.94	380-232-010	SFR	\$1 4.94
380-210-014	SFR	\$1 4.94	380-220-041	SFR	\$1 4.94	380-232-011	SFR	\$1 4.94
380-210-015	SFR	\$1 4.94	380-220-042	SFR	\$1 4.94	380-232-015	SFR	\$1 4.94
380-210-016	SFR	\$1 4.94	380-220-043	SFR	\$1 4.94	380-232-016	SFR	\$1 4.94
380-210-017	SFR	\$1 4.94	380-220-044	SFR	\$1 4.94	380-232-017	COM	\$74.70
380-210-018	SFR	\$1 4.94	380-220-046	SFR	\$1 4.94	380-240-004	IND	\$74.70
380-210-019	SFR	\$1 4.94	380-220-047	SFR	\$1 4.94	380-240-005	COM	\$74.70
380-210-020	SFR	\$1 4.94	380-220-048	CONDO	\$7.46	380-240-010	VCOM	\$7.46
380-210-021	SFR	\$1 4.94	380-220-049	CONDO	\$7.46	380-240-011	IND	\$74.70
380-210-022	SFR	\$1 4.94	380-220-050	CONDO	\$7.46	380-250-001	CONDO	\$7.46
380-210-024	SFR	\$1 4.94	380-220-051	CONDO	\$7.46	380-250-002	CONDO	\$7.46
380-210-025	SFR	\$1 4.94	380-220-052	CONDO	\$7.46	380-250-003	CONDO	\$7.46
380-210-026	SFR	\$1 4.94	380-220-053	CONDO	\$7.46	380-250-004	CONDO	\$7.46
380-210-027	SFR	\$1 4.94	380-220-054	CONDO	\$7.46	380-250-005	CONDO	\$7.46
380-210-028	SFR	\$1 4.94	380-220-055	CONDO	\$7.46	380-250-006	CONDO	\$7.46
380-211-001	SFR	\$1 4.94	380-220-056	CONDO	\$7.46	380-250-007	CONDO	\$7.46
380-211-002	SFR	\$1 4.94	380-220-057	CONDO	\$7.46	380-250-008	CONDO	\$7.46
380-211-003	SFR	\$1 4.94	380-220-058	CONDO	\$7.46	380-250-009	CONDO	\$7.46
380-211-004	SFR	\$1 4.94	380-220-059	CONDO	\$7.46	380-250-010	CONDO	\$7.46
380-211-005	SFR	\$1 4.94	380-220-061	SFR	\$1 4.94	380-250-011	CONDO	\$7.46
380-211-006	SFR	\$1 4.94	380-220-064	SFR	\$1 4.94	380-250-012	CONDO	\$7.46
380-211-007	SFR	\$1 4.94	380-220-065	SFR	\$1 4.94	380-250-013	CONDO	\$7.46
380-211-008	SFR	\$1 4.94	380-220-066	VMFR	\$7.46	380-250-014	CONDO	\$7.46
380-211-009	SFR	\$1 4.94	380-220-067	MFR5	\$74.70	380-250-015	CONDO	\$7.46
380-211-010	SFR	\$1 4.94	380-231-004	COM	\$74.70	380-250-016	CONDO	\$7.46
380-211-011	SFR	\$1 4.94	380-231-005	SFR	\$1 4.94	380-250-017	CONDO	\$7.46
380-211-012	SFR	\$1 4.94	380-231-006	SFR	\$1 4.94	380-250-018	CONDO	\$7.46
380-220-011	MFR2	\$29.88	380-231-009	SFR	\$1 4.94	380-250-019	CONDO	\$7.46
380-220-012	MFR2	\$29.88	380-231-010	SFR	\$1 4.94	380-250-020	CONDO	\$7.46
380-220-013	SFR	\$1 4.94	380-231-011	SFR	\$1 4.94	380-250-021	CONDO	\$7.46
380-220-014	SFR	\$1 4.94	380-231-020	VSFR	\$7.46	380-250-022	CONDO	\$7.46
380-220-015	SFR	\$1 4.94	380-231-021	SFR	\$1 4.94	380-250-023	CONDO	\$7.46
380-220-016	SFR	\$1 4.94	380-231-029	SFR	\$1 4.94	380-250-024	CONDO	\$7.46
380-220-017	SFR	\$1 4.94	380-231-030	SFR	\$1 4.94	403-091-001	SFR	\$1 4.94
380-220-018	SFR	\$1 4.94	380-231-031	SFR	\$1 4.94	403-091-002	SFR	\$1 4.94
380-220-019	SFR	\$1 4.94	380-231-032	SFR	\$1 4.94	403-091-003	SFR	\$1 4.94
380-220-020	SFR	\$1 4.94	380-231-033	SFR	\$1 4.94	403-091-004	SFR	\$1 4.94
380-220-021	SFR	\$1 4.94	380-231-035	SFR	\$1 4.94	403-091-005	SFR	\$1 4.94
380-220-022	SFR	\$1 4.94	380-231-036	SFR	\$1 4.94	403-091-006	SFR	\$1 4.94
380-220-023	SFR	\$1 4.94	380-231-037	SFR	\$1 4.94	403-091-007	SFR	\$1 4.94
380-220-026	SFR	\$1 4.94	380-231-038	SFR	\$1 4.94	403-091-008	SFR	\$1 4.94
380-220-027	SFR	\$1 4.94	380-231-039	SFR	\$1 4.94	403-092-001	SFR	\$1 4.94
380-220-028	SFR	\$1 4.94	380-231-040	SFR	\$1 4.94	403-092-002	SFR	\$1 4.94
380-220-029	SFR	\$1 4.94	380-232-001	SFR	\$1 4.94	403-092-003	SFR	\$1 4.94
380-220-030	SFR	\$1 4.94	380-232-002	SFR	\$1 4.94	403-092-004	SFR	\$1 4.94

Assessor's Parcel Number	Property Class	FY18-19 Service Charge	Assessor's Parcel Number	Property Class	FY18-19 Service Charge	Assessor's Parcel Number	Property Class	FY18-19 Service Charge
403-092-005	SFR	\$1 4.94	403-121-013	SFR	\$1 4.94	403-124-005	SFR	\$1 4.94
403-092-006	SFR	\$1 4.94	403-122-001	SFR	\$1 4.94	403-124-006	SFR	\$1 4.94
403-092-007	SFR	\$1 4.94	403-122-002	SFR	\$1 4.94	403-124-007	SFR	\$1 4.94
403-092-008	SFR	\$1 4.94	403-122-003	SFR	\$1 4.94	403-124-008	SFR	\$1 4.94
403-093-001	SFR	\$1 4.94	403-122-004	SFR	\$1 4.94	403-124-009	SFR	\$1 4.94
403-093-002	SFR	\$1 4.94	403-122-005	SFR	\$1 4.94	403-124-010	SFR	\$1 4.94
403-093-003	SFR	\$1 4.94	403-122-006	SFR	\$1 4.94	403-124-011	SFR	\$1 4.94
403-094-001	SFR	\$1 4.94	403-122-007	SFR	\$1 4.94	403-124-012	SFR	\$1 4.94
403-094-002	SFR	\$1 4.94	403-122-008	SFR	\$1 4.94	403-124-013	SFR	\$1 4.94
403-094-003	SFR	\$1 4.94	403-122-009	SFR	\$1 4.94	403-124-014	SFR	\$1 4.94
403-094-004	SFR	\$1 4.94	403-122-010	SFR	\$1 4.94	403-124-015	SFR	\$1 4.94
403-094-005	SFR	\$1 4.94	403-122-011	SFR	\$1 4.94	403-124-016	SFR	\$1 4.94
403-094-006	SFR	\$1 4.94	403-122-012	SFR	\$1 4.94	403-124-017	SFR	\$1 4.94
403-094-007	SFR	\$1 4.94	403-122-013	SFR	\$1 4.94	403-124-018	SFR	\$1 4.94
403-094-008	SFR	\$1 4.94	403-122-014	SFR	\$1 4.94	403-124-019	SFR	\$1 4.94
403-094-009	SFR	\$1 4.94	403-122-015	SFR	\$1 4.94	403-124-020	SFR	\$1 4.94
403-094-010	SFR	\$1 4.94	403-122-016	SFR	\$1 4.94	403-124-021	SFR	\$1 4.94
403-094-011	SFR	\$1 4.94	403-122-017	SFR	\$1 4.94	403-124-022	SFR	\$1 4.94
403-094-012	SFR	\$1 4.94	403-122-018	SFR	\$1 4.94	403-124-023	SFR	\$1 4.94
403-094-013	SFR	\$1 4.94	403-122-019	SFR	\$1 4.94	403-124-024	SFR	\$1 4.94
403-094-014	SFR	\$1 4.94	403-122-020	SFR	\$1 4.94	403-124-025	SFR	\$1 4.94
403-094-015	SFR	\$1 4.94	403-122-021	SFR	\$1 4.94	403-124-026	SFR	\$1 4.94
403-094-016	SFR	\$1 4.94	403-122-022	SFR	\$1 4.94	403-124-027	SFR	\$1 4.94
403-094-017	SFR	\$1 4.94	403-122-023	SFR	\$1 4.94	403-124-028	SFR	\$1 4.94
403-094-018	SFR	\$1 4.94	403-123-001	SFR	\$1 4.94	403-131-001	SFR	\$1 4.94
403-094-019	SFR	\$1 4.94	403-123-002	SFR	\$1 4.94	403-131-002	SFR	\$1 4.94
403-094-020	SFR	\$1 4.94	403-123-003	SFR	\$1 4.94	403-131-003	SFR	\$1 4.94
403-094-021	SFR	\$1 4.94	403-123-004	SFR	\$1 4.94	403-131-004	SFR	\$1 4.94
403-094-022	SFR	\$1 4.94	403-123-005	SFR	\$1 4.94	403-131-005	SFR	\$1 4.94
403-094-023	SFR	\$1 4.94	403-123-006	SFR	\$1 4.94	403-131-006	SFR	\$1 4.94
403-094-024	SFR	\$1 4.94	403-123-007	SFR	\$1 4.94	403-131-007	SFR	\$1 4.94
403-094-025	SFR	\$1 4.94	403-123-008	SFR	\$1 4.94	403-131-008	SFR	\$1 4.94
403-094-026	SFR	\$1 4.94	403-123-009	SFR	\$1 4.94	403-131-009	SFR	\$1 4.94
403-094-027	SFR	\$1 4.94	403-123-010	SFR	\$1 4.94	403-131-010	SFR	\$1 4.94
403-094-028	SFR	\$1 4.94	403-123-011	SFR	\$1 4.94	403-131-011	SFR	\$1 4.94
403-094-029	SFR	\$1 4.94	403-123-012	SFR	\$1 4.94	403-131-012	SFR	\$1 4.94
403-094-030	SFR	\$1 4.94	403-123-013	SFR	\$1 4.94	403-131-013	SFR	\$1 4.94
403-094-031	SFR	\$1 4.94	403-123-014	SFR	\$1 4.94	403-131-014	SFR	\$1 4.94
403-094-032	SFR	\$1 4.94	403-123-015	SFR	\$1 4.94	403-131-015	SFR	\$1 4.94
403-094-033	SFR	\$1 4.94	403-123-016	SFR	\$1 4.94	403-131-016	SFR	\$1 4.94
403-121-001	SFR	\$1 4.94	403-123-017	SFR	\$1 4.94	403-131-017	SFR	\$1 4.94
403-121-002	SFR	\$1 4.94	403-123-018	SFR	\$1 4.94	403-131-018	SFR	\$1 4.94
403-121-003	SFR	\$1 4.94	403-123-019	SFR	\$1 4.94	403-131-019	SFR	\$1 4.94
403-121-004	SFR	\$1 4.94	403-123-020	SFR	\$1 4.94	403-131-020	SFR	\$1 4.94
403-121-005	SFR	\$1 4.94	403-123-021	SFR	\$1 4.94	403-131-021	SFR	\$1 4.94
403-121-006	SFR	\$1 4.94	403-123-022	SFR	\$1 4.94	403-131-022	SFR	\$1 4.94
403-121-007	SFR	\$1 4.94	403-123-023	SFR	\$1 4.94	403-131-023	SFR	\$1 4.94
403-121-008	SFR	\$1 4.94	403-123-024	SFR	\$1 4.94	403-131-024	SFR	\$1 4.94
403-121-009	SFR	\$1 4.94	403-124-001	SFR	\$1 4.94	403-131-025	SFR	\$1 4.94
403-121-010	SFR	\$1 4.94	403-124-002	SFR	\$1 4.94	403-131-026	SFR	\$1 4.94
403-121-011	SFR	\$1 4.94	403-124-003	SFR	\$1 4.94	403-132-001	SFR	\$1 4.94
403-121-012	SFR	\$1 4.94	403-124-004	SFR	\$1 4.94	403-132-002	SFR	\$1 4.94

Assessor's Parcel Number	Property Class	FY18-19 Service Charge	Assessor's Parcel Number	Property Class	FY18-19 Service Charge	Assessor's Parcel Number	Property Class	FY18-19 Service Charge
403-132-003	SFR	\$1 4.94	403-143-010	SFR	\$1 4.94	403-152-019	SFR	\$1 4.94
403-132-004	SFR	\$1 4.94	403-143-011	SFR	\$1 4.94	403-152-020	VSFR	\$7.46
403-132-005	SFR	\$1 4.94	403-143-012	SFR	\$1 4.94	403-153-001	SFR	\$1 4.94
403-132-006	SFR	\$1 4.94	403-143-013	SFR	\$1 4.94	403-153-002	SFR	\$1 4.94
403-132-007	SFR	\$1 4.94	403-143-014	SFR	\$1 4.94	403-153-003	SFR	\$1 4.94
403-132-008	SFR	\$1 4.94	403-143-015	SFR	\$1 4.94	403-153-004	SFR	\$1 4.94
403-132-009	SFR	\$1 4.94	403-143-016	SFR	\$1 4.94	403-153-005	SFR	\$1 4.94
403-132-010	SFR	\$1 4.94	403-144-001	SFR	\$1 4.94	403-153-006	SFR	\$1 4.94
403-132-011	SFR	\$1 4.94	403-144-002	SFR	\$1 4.94	403-153-007	SFR	\$1 4.94
403-132-012	SFR	\$1 4.94	403-144-003	SFR	\$1 4.94	403-153-008	SFR	\$1 4.94
403-132-013	SFR	\$1 4.94	403-144-004	SFR	\$1 4.94	403-153-009	SFR	\$1 4.94
403-132-014	SFR	\$1 4.94	403-144-005	SFR	\$1 4.94	403-153-010	SFR	\$1 4.94
403-132-015	SFR	\$1 4.94	403-144-006	SFR	\$1 4.94	403-153-011	SFR	\$1 4.94
403-132-016	SFR	\$1 4.94	403-144-007	SFR	\$1 4.94	403-153-012	SFR	\$1 4.94
403-132-017	SFR	\$1 4.94	403-144-008	SFR	\$1 4.94	403-153-013	SFR	\$1 4.94
403-132-018	SFR	\$1 4.94	403-144-009	SFR	\$1 4.94	403-153-014	SFR	\$1 4.94
403-132-019	SFR	\$1 4.94	403-144-010	SFR	\$1 4.94	403-153-015	SFR	\$1 4.94
403-132-020	SFR	\$1 4.94	403-145-001	SFR	\$1 4.94	403-153-016	SFR	\$1 4.94
403-132-021	SFR	\$1 4.94	403-145-002	SFR	\$1 4.94	403-153-017	SFR	\$1 4.94
403-132-022	SFR	\$1 4.94	403-145-003	SFR	\$1 4.94	403-153-018	SFR	\$1 4.94
403-133-001	SFR	\$1 4.94	403-146-001	SFR	\$1 4.94	403-153-019	SFR	\$1 4.94
403-133-002	SFR	\$1 4.94	403-146-002	SFR	\$1 4.94	403-153-020	SFR	\$1 4.94
403-133-003	SFR	\$1 4.94	403-146-003	SFR	\$1 4.94	403-153-021	SFR	\$1 4.94
403-133-004	SFR	\$1 4.94	403-151-001	SFR	\$1 4.94	403-153-022	SFR	\$1 4.94
403-133-005	SFR	\$1 4.94	403-151-002	SFR	\$1 4.94	403-153-023	SFR	\$1 4.94
403-133-006	SFR	\$1 4.94	403-151-003	SFR	\$1 4.94	403-153-024	SFR	\$1 4.94
403-133-007	SFR	\$1 4.94	403-151-004	SFR	\$1 4.94	403-154-001	SFR	\$1 4.94
403-133-008	SFR	\$1 4.94	403-151-005	SFR	\$1 4.94	403-154-002	SFR	\$1 4.94
403-133-009	SFR	\$1 4.94	403-151-006	SFR	\$1 4.94	403-154-003	SFR	\$1 4.94
403-133-010	SFR	\$1 4.94	403-151-007	SFR	\$1 4.94	403-154-004	SFR	\$1 4.94
403-133-011	SFR	\$1 4.94	403-151-008	SFR	\$1 4.94	403-154-005	SFR	\$1 4.94
403-141-003	SFR	\$1 4.94	403-151-009	SFR	\$1 4.94	403-154-006	SFR	\$1 4.94
403-141-004	SFR	\$1 4.94	403-151-010	SFR	\$1 4.94	403-154-007	SFR	\$1 4.94
403-141-005	SFR	\$1 4.94	403-151-011	SFR	\$1 4.94	403-154-008	SFR	\$1 4.94
403-142-001	SFR	\$1 4.94	403-152-001	SFR	\$1 4.94	403-155-001	SFR	\$1 4.94
403-142-002	SFR	\$1 4.94	403-152-002	SFR	\$1 4.94	403-155-002	SFR	\$1 4.94
403-142-003	SFR	\$1 4.94	403-152-003	SFR	\$1 4.94	403-155-003	SFR	\$1 4.94
403-142-004	SFR	\$1 4.94	403-152-004	SFR	\$1 4.94	403-155-004	SFR	\$1 4.94
403-142-005	SFR	\$1 4.94	403-152-005	SFR	\$1 4.94	403-155-005	SFR	\$1 4.94
403-142-006	SFR	\$1 4.94	403-152-006	SFR	\$1 4.94	403-155-006	SFR	\$1 4.94
403-142-007	SFR	\$1 4.94	403-152-007	SFR	\$1 4.94	403-155-007	SFR	\$1 4.94
403-142-008	SFR	\$1 4.94	403-152-008	SFR	\$1 4.94	403-155-008	SFR	\$1 4.94
403-142-009	SFR	\$1 4.94	403-152-009	SFR	\$1 4.94	403-155-009	SFR	\$1 4.94
403-143-001	SFR	\$1 4.94	403-152-010	SFR	\$1 4.94	403-155-010	SFR	\$1 4.94
403-143-002	SFR	\$1 4.94	403-152-011	SFR	\$1 4.94	403-161-001	SFR	\$1 4.94
403-143-003	SFR	\$1 4.94	403-152-012	SFR	\$1 4.94	403-161-002	SFR	\$1 4.94
403-143-004	SFR	\$1 4.94	403-152-013	SFR	\$1 4.94	403-161-003	SFR	\$1 4.94
403-143-005	SFR	\$1 4.94	403-152-014	SFR	\$1 4.94	403-162-001	SFR	\$1 4.94
403-143-006	SFR	\$1 4.94	403-152-015	SFR	\$1 4.94	403-162-002	SFR	\$1 4.94
403-143-007	SFR	\$1 4.94	403-152-016	SFR	\$1 4.94	403-162-003	SFR	\$1 4.94
403-143-008	SFR	\$1 4.94	403-152-017	SFR	\$1 4.94	403-162-004	SFR	\$1 4.94
403-143-009	SFR	\$1 4.94	403-152-018	SFR	\$1 4.94	403-162-005	SFR	\$1 4.94

Assessor's Parcel Number	Property Class	FY18-19 Service Charge	Assessor's Parcel Number	Property Class	FY18-19 Service Charge	Assessor's Parcel Number	Property Class	FY18-19 Service Charge
403-162-006	SFR	\$1 4.94	403-165-011	SFR	\$1 4.94	403-174-006	SFR	\$1 4.94
403-162-007	SFR	\$1 4.94	403-165-012	SFR	\$1 4.94	403-174-007	SFR	\$1 4.94
403-162-008	SFR	\$1 4.94	403-165-013	SFR	\$1 4.94	403-174-008	SFR	\$1 4.94
403-162-009	SFR	\$1 4.94	403-165-014	SFR	\$1 4.94	403-174-009	SFR	\$1 4.94
403-162-010	SFR	\$1 4.94	403-165-015	SFR	\$1 4.94	403-174-010	SFR	\$1 4.94
403-162-011	SFR	\$1 4.94	403-165-016	SFR	\$1 4.94	403-174-011	SFR	\$1 4.94
403-162-012	SFR	\$1 4.94	403-165-017	SFR	\$1 4.94	403-174-012	SFR	\$1 4.94
403-162-013	SFR	\$1 4.94	403-165-018	SFR	\$1 4.94	403-175-001	SFR	\$1 4.94
403-162-014	SFR	\$1 4.94	403-165-019	SFR	\$1 4.94	403-175-002	SFR	\$1 4.94
403-162-015	SFR	\$1 4.94	403-165-020	SFR	\$1 4.94	403-175-003	SFR	\$1 4.94
403-162-016	SFR	\$1 4.94	403-165-021	SFR	\$1 4.94	403-175-004	SFR	\$1 4.94
403-163-001	SFR	\$1 4.94	403-166-001	SFR	\$1 4.94	403-175-005	SFR	\$1 4.94
403-163-002	SFR	\$1 4.94	403-167-001	SFR	\$1 4.94	403-175-006	SFR	\$1 4.94
403-163-003	SFR	\$1 4.94	403-167-002	SFR	\$1 4.94	403-175-007	SFR	\$1 4.94
403-163-004	SFR	\$1 4.94	403-167-003	SFR	\$1 4.94	403-175-008	SFR	\$1 4.94
403-163-005	SFR	\$1 4.94	403-167-004	SFR	\$1 4.94	403-175-009	SFR	\$1 4.94
403-163-006	SFR	\$1 4.94	403-167-005	SFR	\$1 4.94	403-175-010	SFR	\$1 4.94
403-163-007	SFR	\$1 4.94	403-167-006	SFR	\$1 4.94	403-175-011	SFR	\$1 4.94
403-163-008	SFR	\$1 4.94	403-167-007	SFR	\$1 4.94	403-175-012	SFR	\$1 4.94
403-163-009	SFR	\$1 4.94	403-168-004	INST	\$74.70	403-175-013	SFR	\$1 4.94
403-163-010	SFR	\$1 4.94	403-171-001	SFR	\$1 4.94	403-175-014	SFR	\$1 4.94
403-163-011	SFR	\$1 4.94	403-171-002	SFR	\$1 4.94	403-175-015	SFR	\$1 4.94
403-163-012	SFR	\$1 4.94	403-171-003	SFR	\$1 4.94	403-175-016	SFR	\$1 4.94
403-163-013	SFR	\$1 4.94	403-171-006	SFR	\$1 4.94	403-175-017	SFR	\$1 4.94
403-163-014	SFR	\$1 4.94	403-171-007	SFR	\$1 4.94	403-175-018	SFR	\$1 4.94
403-163-015	SFR	\$1 4.94	403-171-008	SFR	\$1 4.94	403-175-019	SFR	\$1 4.94
403-163-016	SFR	\$1 4.94	403-171-009	SFR	\$1 4.94	403-175-020	SFR	\$1 4.94
403-164-001	SFR	\$1 4.94	403-171-010	SFR	\$1 4.94	403-175-021	SFR	\$1 4.94
403-164-002	SFR	\$1 4.94	403-171-011	SFR	\$1 4.94	403-175-022	SFR	\$1 4.94
403-164-003	SFR	\$1 4.94	403-171-012	SFR	\$1 4.94	403-176-001	SFR	\$1 4.94
403-164-004	SFR	\$1 4.94	403-172-001	SFR	\$1 4.94	403-176-002	SFR	\$1 4.94
403-164-005	SFR	\$1 4.94	403-172-002	SFR	\$1 4.94	403-176-003	SFR	\$1 4.94
403-164-006	SFR	\$1 4.94	403-172-003	SFR	\$1 4.94	403-176-004	SFR	\$1 4.94
403-164-007	SFR	\$1 4.94	403-172-004	SFR	\$1 4.94	403-176-005	SFR	\$1 4.94
403-164-008	SFR	\$1 4.94	403-172-005	SFR	\$1 4.94	403-176-006	SFR	\$1 4.94
403-164-009	SFR	\$1 4.94	403-172-006	SFR	\$1 4.94	403-176-007	SFR	\$1 4.94
403-164-010	SFR	\$1 4.94	403-172-007	SFR	\$1 4.94	403-176-008	SFR	\$1 4.94
403-164-011	SFR	\$1 4.94	403-172-008	SFR	\$1 4.94	403-176-009	SFR	\$1 4.94
403-164-012	SFR	\$1 4.94	403-172-009	SFR	\$1 4.94	403-176-010	SFR	\$1 4.94
403-164-013	SFR	\$1 4.94	403-172-010	SFR	\$1 4.94	403-177-001	SFR	\$1 4.94
403-164-014	SFR	\$1 4.94	403-172-011	SFR	\$1 4.94	403-177-002	SFR	\$1 4.94
403-164-015	SFR	\$1 4.94	403-172-012	SFR	\$1 4.94	403-177-003	SFR	\$1 4.94
403-165-001	SFR	\$1 4.94	403-172-013	SFR	\$1 4.94	403-177-004	SFR	\$1 4.94
403-165-002	SFR	\$1 4.94	403-172-014	SFR	\$1 4.94	403-177-005	SFR	\$1 4.94
403-165-003	SFR	\$1 4.94	403-172-015	SFR	\$1 4.94	403-177-006	SFR	\$1 4.94
403-165-004	SFR	\$1 4.94	403-173-001	SFR	\$1 4.94	403-177-007	SFR	\$1 4.94
403-165-005	SFR	\$1 4.94	403-173-002	SFR	\$1 4.94	403-177-008	SFR	\$1 4.94
403-165-006	SFR	\$1 4.94	403-174-001	SFR	\$1 4.94	403-177-009	SFR	\$1 4.94
403-165-007	SFR	\$1 4.94	403-174-002	SFR	\$1 4.94	403-177-010	SFR	\$1 4.94
403-165-008	SFR	\$1 4.94	403-174-003	SFR	\$1 4.94	403-177-011	SFR	\$1 4.94
403-165-009	SFR	\$1 4.94	403-174-004	SFR	\$1 4.94	403-177-012	SFR	\$1 4.94
403-165-010	SFR	\$1 4.94	403-174-005	SFR	\$1 4.94	403-177-013	SFR	\$1 4.94

Assessor's Parcel Number	Property Class	FY18-19 Service Charge	Assessor's Parcel Number	Property Class	FY18-19 Service Charge	Assessor's Parcel Number	Property Class	FY18-19 Service Charge
403-177-014	SFR	\$1 4.94	403-182-013	SFR	\$1 4.94	403-192-004	SFR	\$1 4.94
403-177-015	SFR	\$1 4.94	403-182-014	SFR	\$1 4.94	403-192-005	SFR	\$1 4.94
403-177-016	SFR	\$1 4.94	403-182-015	SFR	\$1 4.94	403-192-006	SFR	\$1 4.94
403-177-017	SFR	\$1 4.94	403-182-016	SFR	\$1 4.94	403-192-007	SFR	\$1 4.94
403-177-018	SFR	\$1 4.94	403-182-017	SFR	\$1 4.94	403-192-008	SFR	\$1 4.94
403-177-019	SFR	\$1 4.94	403-182-021	SFR	\$1 4.94	403-192-009	SFR	\$1 4.94
403-177-020	SFR	\$1 4.94	403-184-002	SFR	\$1 4.94	403-192-010	SFR	\$1 4.94
403-177-021	SFR	\$1 4.94	403-184-003	SFR	\$1 4.94	403-192-011	SFR	\$1 4.94
403-177-022	SFR	\$1 4.94	403-184-004	SFR	\$1 4.94	403-192-012	SFR	\$1 4.94
403-181-001	SFR	\$1 4.94	403-184-005	SFR	\$1 4.94	403-192-013	SFR	\$1 4.94
403-181-002	SFR	\$1 4.94	403-184-006	SFR	\$1 4.94	403-192-014	SFR	\$1 4.94
403-181-003	SFR	\$1 4.94	403-184-007	SFR	\$1 4.94	403-192-015	SFR	\$1 4.94
403-181-004	SFR	\$1 4.94	403-184-008	SFR	\$1 4.94	403-192-016	SFR	\$1 4.94
403-181-005	SFR	\$1 4.94	403-184-009	SFR	\$1 4.94	403-192-017	SFR	\$1 4.94
403-181-006	SFR	\$1 4.94	403-184-010	SFR	\$1 4.94	403-192-018	SFR	\$1 4.94
403-181-007	SFR	\$1 4.94	403-185-001	SFR	\$1 4.94	403-192-019	SFR	\$1 4.94
403-181-008	SFR	\$1 4.94	403-185-002	SFR	\$1 4.94	403-192-020	SFR	\$1 4.94
403-181-009	SFR	\$1 4.94	403-185-003	SFR	\$1 4.94	403-192-021	SFR	\$1 4.94
403-181-010	SFR	\$1 4.94	403-185-004	SFR	\$1 4.94	403-192-022	SFR	\$1 4.94
403-181-011	SFR	\$1 4.94	403-185-005	SFR	\$1 4.94	403-192-023	SFR	\$1 4.94
403-181-012	SFR	\$1 4.94	403-185-006	SFR	\$1 4.94	403-192-024	SFR	\$1 4.94
403-181-013	SFR	\$1 4.94	403-185-007	SFR	\$1 4.94	403-192-025	SFR	\$1 4.94
403-181-014	SFR	\$1 4.94	403-185-008	SFR	\$1 4.94	403-192-026	SFR	\$1 4.94
403-181-015	SFR	\$1 4.94	403-185-009	SFR	\$1 4.94	403-192-027	SFR	\$1 4.94
403-181-016	SFR	\$1 4.94	403-185-010	SFR	\$1 4.94	403-192-028	SFR	\$1 4.94
403-181-017	SFR	\$1 4.94	403-185-011	SFR	\$1 4.94	403-192-029	SFR	\$1 4.94
403-181-018	SFR	\$1 4.94	403-185-012	SFR	\$1 4.94	403-192-030	SFR	\$1 4.94
403-181-019	SFR	\$1 4.94	403-186-001	SFR	\$1 4.94	403-192-031	SFR	\$1 4.94
403-181-020	SFR	\$1 4.94	403-186-002	SFR	\$1 4.94	403-192-032	SFR	\$1 4.94
403-181-021	SFR	\$1 4.94	403-186-003	SFR	\$1 4.94	403-192-033	SFR	\$1 4.94
403-181-022	SFR	\$1 4.94	403-186-004	SFR	\$1 4.94	403-193-001	SFR	\$1 4.94
403-181-023	SFR	\$1 4.94	403-186-005	SFR	\$1 4.94	403-193-002	SFR	\$1 4.94
403-181-024	SFR	\$1 4.94	403-191-001	SFR	\$1 4.94	403-193-003	SFR	\$1 4.94
403-181-025	SFR	\$1 4.94	403-191-002	SFR	\$1 4.94	403-193-004	SFR	\$1 4.94
403-181-026	SFR	\$1 4.94	403-191-003	SFR	\$1 4.94	403-193-005	SFR	\$1 4.94
403-181-027	SFR	\$1 4.94	403-191-004	SFR	\$1 4.94	403-193-006	SFR	\$1 4.94
403-181-028	SFR	\$1 4.94	403-191-005	SFR	\$1 4.94	403-193-007	SFR	\$1 4.94
403-181-029	SFR	\$1 4.94	403-191-006	SFR	\$1 4.94	403-193-008	SFR	\$1 4.94
403-181-030	SFR	\$1 4.94	403-191-007	SFR	\$1 4.94	403-193-009	SFR	\$1 4.94
403-181-031	SFR	\$1 4.94	403-191-008	SFR	\$1 4.94	403-193-010	SFR	\$1 4.94
403-182-001	SFR	\$1 4.94	403-191-009	SFR	\$1 4.94	403-193-011	SFR	\$1 4.94
403-182-002	SFR	\$1 4.94	403-191-010	SFR	\$1 4.94	403-193-012	SFR	\$1 4.94
403-182-003	SFR	\$1 4.94	403-191-011	SFR	\$1 4.94	403-193-013	SFR	\$1 4.94
403-182-004	SFR	\$1 4.94	403-191-012	SFR	\$1 4.94	403-193-014	SFR	\$1 4.94
403-182-005	SFR	\$1 4.94	403-191-013	SFR	\$1 4.94	403-193-015	SFR	\$1 4.94
403-182-006	SFR	\$1 4.94	403-191-014	SFR	\$1 4.94	403-193-016	SFR	\$1 4.94
403-182-007	SFR	\$1 4.94	403-191-015	SFR	\$1 4.94	403-193-017	SFR	\$1 4.94
403-182-008	SFR	\$1 4.94	403-191-016	SFR	\$1 4.94	403-193-018	SFR	\$1 4.94
403-182-009	SFR	\$1 4.94	403-191-017	SFR	\$1 4.94	403-193-019	SFR	\$1 4.94
403-182-010	SFR	\$1 4.94	403-192-001	SFR	\$1 4.94	403-193-020	SFR	\$1 4.94
403-182-011	SFR	\$1 4.94	403-192-002	SFR	\$1 4.94	403-193-021	SFR	\$1 4.94
403-182-012	SFR	\$1 4.94	403-192-003	SFR	\$1 4.94	403-193-022	SFR	\$1 4.94

Assessor's Parcel Number	Property Class	FY18-19 Service Charge	Assessor's Parcel Number	Property Class	FY18-19 Service Charge	Assessor's Parcel Number	Property Class	FY18-19 Service Charge
403-193-023	SFR	\$1 4.94	403-212-002	SFR	\$1 4.94	403-271-006	SFR	\$1 4.94
403-193-024	SFR	\$1 4.94	403-212-003	SFR	\$1 4.94	403-271-007	SFR	\$1 4.94
403-193-025	SFR	\$1 4.94	403-212-004	SFR	\$1 4.94	403-271-008	SFR	\$1 4.94
403-193-026	SFR	\$1 4.94	403-212-005	SFR	\$1 4.94	403-271-009	SFR	\$1 4.94
403-193-027	SFR	\$1 4.94	403-212-006	SFR	\$1 4.94	403-271-010	SFR	\$1 4.94
403-193-028	SFR	\$1 4.94	403-212-007	SFR	\$1 4.94	403-271-011	SFR	\$1 4.94
403-201-001	SFR	\$1 4.94	403-212-008	SFR	\$1 4.94	403-271-012	SFR	\$1 4.94
403-201-002	SFR	\$1 4.94	403-212-009	SFR	\$1 4.94	403-271-013	SFR	\$1 4.94
403-201-003	SFR	\$1 4.94	403-212-010	SFR	\$1 4.94	403-271-014	SFR	\$1 4.94
403-201-004	SFR	\$1 4.94	403-212-011	SFR	\$1 4.94	403-272-002	SFR	\$1 4.94
403-201-005	SFR	\$1 4.94	403-212-012	SFR	\$1 4.94	403-272-003	SFR	\$1 4.94
403-201-006	SFR	\$1 4.94	403-212-013	SFR	\$1 4.94	403-272-004	SFR	\$1 4.94
403-201-007	SFR	\$1 4.94	403-212-014	SFR	\$1 4.94	403-272-005	SFR	\$1 4.94
403-201-008	SFR	\$1 4.94	403-212-015	SFR	\$1 4.94	403-272-006	SFR	\$1 4.94
403-201-009	SFR	\$1 4.94	403-212-016	SFR	\$1 4.94	403-272-007	SFR	\$1 4.94
403-201-010	SFR	\$1 4.94	403-212-017	SFR	\$1 4.94	403-272-008	SFR	\$1 4.94
403-201-011	SFR	\$1 4.94	403-212-018	SFR	\$1 4.94	403-272-009	SFR	\$1 4.94
403-201-012	SFR	\$1 4.94	403-212-019	SFR	\$1 4.94	403-272-010	SFR	\$1 4.94
403-201-013	VSFR	\$7.46	403-212-020	SFR	\$1 4.94	403-272-011	SFR	\$1 4.94
403-202-002	SFR	\$1 4.94	403-212-021	SFR	\$1 4.94	403-272-012	SFR	\$1 4.94
403-202-003	SFR	\$1 4.94	403-240-003	SFR	\$1 4.94	403-272-013	SFR	\$1 4.94
403-202-004	SFR	\$1 4.94	403-240-004	SFR	\$1 4.94	403-272-014	SFR	\$1 4.94
403-202-005	SFR	\$1 4.94	403-240-005	SFR	\$1 4.94	403-272-015	SFR	\$1 4.94
403-202-006	SFR	\$1 4.94	403-240-006	SFR	\$1 4.94	403-272-016	SFR	\$1 4.94
403-202-007	SFR	\$1 4.94	403-240-007	SFR	\$1 4.94	403-272-017	SFR	\$1 4.94
403-202-008	SFR	\$1 4.94	403-240-008	SFR	\$1 4.94	403-272-018	SFR	\$1 4.94
403-202-009	SFR	\$1 4.94	403-240-009	SFR	\$1 4.94	403-272-019	SFR	\$1 4.94
403-202-011	VCOM	\$7.46	403-240-010	SFR	\$1 4.94	403-272-020	SFR	\$1 4.94
403-202-012	COM	\$74.70	403-251-001	SFR	\$1 4.94	403-273-001	SFR	\$1 4.94
403-211-001	COM	\$74.70	403-251-002	SFR	\$1 4.94	403-273-002	SFR	\$1 4.94
403-211-003	SFR	\$1 4.94	403-251-003	SFR	\$1 4.94	403-273-003	SFR	\$1 4.94
403-211-004	SFR	\$1 4.94	403-251-004	SFR	\$1 4.94	403-273-004	SFR	\$1 4.94
403-211-005	SFR	\$1 4.94	403-251-005	SFR	\$1 4.94	403-274-001	SFR	\$1 4.94
403-211-006	SFR	\$1 4.94	403-251-006	SFR	\$1 4.94	403-274-002	SFR	\$1 4.94
403-211-007	SFR	\$1 4.94	403-251-007	SFR	\$1 4.94	403-274-003	SFR	\$1 4.94
403-211-008	SFR	\$1 4.94	403-251-008	SFR	\$1 4.94	403-274-004	SFR	\$1 4.94
403-211-009	SFR	\$1 4.94	403-252-001	SFR	\$1 4.94	403-274-005	SFR	\$1 4.94
403-211-010	SFR	\$1 4.94	403-252-002	SFR	\$1 4.94	403-274-006	SFR	\$1 4.94
403-211-011	SFR	\$1 4.94	403-252-003	SFR	\$1 4.94	403-274-007	SFR	\$1 4.94
403-211-014	SFR	\$1 4.94	403-252-004	SFR	\$1 4.94	403-274-008	SFR	\$1 4.94
403-211-015	SFR	\$1 4.94	403-253-001	SFR	\$1 4.94	403-274-009	SFR	\$1 4.94
403-211-016	SFR	\$1 4.94	403-253-002	SFR	\$1 4.94	403-274-010	SFR	\$1 4.94
403-211-017	SFR	\$1 4.94	403-253-003	SFR	\$1 4.94	403-274-011	SFR	\$1 4.94
403-211-018	SFR	\$1 4.94	403-253-004	SFR	\$1 4.94	403-274-012	SFR	\$1 4.94
403-211-019	SFR	\$1 4.94	403-253-005	SFR	\$1 4.94	403-274-013	SFR	\$1 4.94
403-211-020	SFR	\$1 4.94	403-253-006	SFR	\$1 4.94	403-274-014	SFR	\$1 4.94
403-211-021	SFR	\$1 4.94	403-253-007	SFR	\$1 4.94	403-274-015	SFR	\$1 4.94
403-211-024	VCOM	\$7.46	403-271-001	SFR	\$1 4.94	403-274-016	SFR	\$1 4.94
403-211-027	COM	\$74.70	403-271-002	SFR	\$1 4.94	403-274-017	SFR	\$1 4.94
403-211-028	SFR	\$1 4.94	403-271-003	SFR	\$1 4.94	403-274-018	SFR	\$1 4.94
403-211-029	SFR	\$1 4.94	403-271-004	SFR	\$1 4.94	403-274-019	SFR	\$1 4.94
403-212-001	SFR	\$1 4.94	403-271-005	SFR	\$1 4.94	403-301-001	SFR	\$1 4.94

Assessor's Parcel Number	Property Class	FY18-19 Service Charge	Assessor's Parcel Number	Property Class	FY18-19 Service Charge	Assessor's Parcel Number	Property Class	FY18-19 Service Charge
403-301-002	SFR	\$1 4.94	403-311-015	SFR	\$1 4.94	403-322-008	SFR	\$1 4.94
403-301-003	SFR	\$1 4.94	403-312-001	SFR	\$1 4.94	403-322-009	SFR	\$1 4.94
403-301-004	SFR	\$1 4.94	403-312-002	SFR	\$1 4.94	403-322-010	SFR	\$1 4.94
403-301-007	SFR	\$1 4.94	403-312-003	SFR	\$1 4.94	403-322-011	SFR	\$1 4.94
403-301-008	SFR	\$1 4.94	403-312-004	SFR	\$1 4.94	403-322-012	SFR	\$1 4.94
403-301-009	SFR	\$1 4.94	403-312-005	SFR	\$1 4.94	403-322-013	SFR	\$1 4.94
403-301-010	SFR	\$1 4.94	403-312-006	SFR	\$1 4.94	403-322-014	SFR	\$1 4.94
403-301-011	SFR	\$1 4.94	403-312-007	SFR	\$1 4.94	403-322-015	SFR	\$1 4.94
403-301-012	SFR	\$1 4.94	403-312-008	SFR	\$1 4.94	403-322-016	SFR	\$1 4.94
403-301-013	SFR	\$1 4.94	403-312-009	SFR	\$1 4.94	403-322-017	SFR	\$1 4.94
403-301-014	SFR	\$1 4.94	403-312-010	SFR	\$1 4.94	403-322-018	SFR	\$1 4.94
403-301-015	SFR	\$1 4.94	403-312-011	SFR	\$1 4.94	403-322-019	SFR	\$1 4.94
403-301-016	SFR	\$1 4.94	403-312-012	SFR	\$1 4.94	403-322-020	SFR	\$1 4.94
403-301-017	SFR	\$1 4.94	403-312-013	SFR	\$1 4.94	403-322-021	SFR	\$1 4.94
403-301-018	SFR	\$1 4.94	403-312-014	SFR	\$1 4.94	403-322-022	SFR	\$1 4.94
403-301-019	SFR	\$1 4.94	403-312-015	SFR	\$1 4.94	403-322-023	SFR	\$1 4.94
403-301-020	SFR	\$1 4.94	403-312-016	SFR	\$1 4.94	403-322-024	SFR	\$1 4.94
403-301-021	SFR	\$1 4.94	403-312-017	SFR	\$1 4.94	403-322-025	SFR	\$1 4.94
403-301-022	SFR	\$1 4.94	403-312-018	SFR	\$1 4.94	403-322-026	SFR	\$1 4.94
403-301-023	SFR	\$1 4.94	403-312-019	SFR	\$1 4.94	403-322-027	SFR	\$1 4.94
403-302-001	SFR	\$1 4.94	403-312-020	SFR	\$1 4.94	403-322-028	SFR	\$1 4.94
403-302-002	SFR	\$1 4.94	403-312-021	SFR	\$1 4.94	403-322-029	SFR	\$1 4.94
403-302-003	SFR	\$1 4.94	403-312-022	SFR	\$1 4.94	403-322-030	SFR	\$1 4.94
403-302-004	SFR	\$1 4.94	403-312-023	SFR	\$1 4.94	403-322-031	SFR	\$1 4.94
403-302-005	SFR	\$1 4.94	403-312-024	SFR	\$1 4.94	403-322-032	SFR	\$1 4.94
403-302-006	SFR	\$1 4.94	403-312-025	SFR	\$1 4.94	403-331-001	SFR	\$1 4.94
403-302-007	SFR	\$1 4.94	403-312-026	SFR	\$1 4.94	403-331-002	SFR	\$1 4.94
403-302-008	SFR	\$1 4.94	403-312-027	SFR	\$1 4.94	403-331-003	SFR	\$1 4.94
403-302-009	SFR	\$1 4.94	403-312-028	SFR	\$1 4.94	403-331-004	SFR	\$1 4.94
403-302-010	SFR	\$1 4.94	403-312-029	SFR	\$1 4.94	403-331-005	SFR	\$1 4.94
403-302-011	SFR	\$1 4.94	403-321-001	SFR	\$1 4.94	403-331-006	SFR	\$1 4.94
403-302-012	SFR	\$1 4.94	403-321-002	SFR	\$1 4.94	403-331-007	SFR	\$1 4.94
403-302-013	SFR	\$1 4.94	403-321-003	SFR	\$1 4.94	403-331-008	SFR	\$1 4.94
403-302-014	SFR	\$1 4.94	403-321-004	SFR	\$1 4.94	403-331-009	SFR	\$1 4.94
403-302-015	SFR	\$1 4.94	403-321-005	SFR	\$1 4.94	403-331-010	SFR	\$1 4.94
403-302-016	SFR	\$1 4.94	403-321-006	SFR	\$1 4.94	403-332-001	SFR	\$1 4.94
403-302-017	SFR	\$1 4.94	403-321-007	SFR	\$1 4.94	403-332-002	SFR	\$1 4.94
403-302-018	SFR	\$1 4.94	403-321-008	SFR	\$1 4.94	403-332-003	SFR	\$1 4.94
403-311-001	SFR	\$1 4.94	403-321-009	SFR	\$1 4.94	403-332-004	SFR	\$1 4.94
403-311-002	SFR	\$1 4.94	403-321-010	SFR	\$1 4.94	403-332-005	SFR	\$1 4.94
403-311-003	SFR	\$1 4.94	403-321-011	SFR	\$1 4.94	403-332-006	SFR	\$1 4.94
403-311-004	SFR	\$1 4.94	403-321-012	SFR	\$1 4.94	403-332-007	SFR	\$1 4.94
403-311-005	SFR	\$1 4.94	403-321-013	SFR	\$1 4.94	403-333-001	SFR	\$1 4.94
403-311-006	SFR	\$1 4.94	403-321-014	SFR	\$1 4.94	403-333-002	SFR	\$1 4.94
403-311-007	SFR	\$1 4.94	403-321-015	SFR	\$1 4.94	403-333-003	SFR	\$1 4.94
403-311-008	SFR	\$1 4.94	403-322-001	SFR	\$1 4.94	403-333-004	SFR	\$1 4.94
403-311-009	SFR	\$1 4.94	403-322-002	SFR	\$1 4.94	403-333-005	SFR	\$1 4.94
403-311-010	SFR	\$1 4.94	403-322-003	SFR	\$1 4.94	403-333-006	SFR	\$1 4.94
403-311-011	SFR	\$1 4.94	403-322-004	SFR	\$1 4.94	403-333-007	SFR	\$1 4.94
403-311-012	SFR	\$1 4.94	403-322-005	SFR	\$1 4.94	403-333-015	SFR	\$1 4.94
403-311-013	SFR	\$1 4.94	403-322-006	SFR	\$1 4.94	403-333-016	SFR	\$1 4.94
403-311-014	SFR	\$1 4.94	403-322-007	SFR	\$1 4.94	403-333-017	SFR	\$1 4.94

Assessor's Parcel Number	Property Class	FY18-19 Service Charge	Assessor's Parcel Number	Property Class	FY18-19 Service Charge	Assessor's Parcel Number	Property Class	FY18-19 Service Charge
403-333-018	SFR	\$14.94	403-372-003	SFR	\$14.94	403-377-008	SFR	\$14.94
403-333-019	SFR	\$14.94	403-372-004	SFR	\$14.94	403-377-009	MFR2	\$29.88
403-333-020	SFR	\$14.94	403-372-005	SFR	\$14.94	403-377-010	SFR	\$14.94
403-341-001	SFR	\$14.94	403-372-006	SFR	\$14.94	403-377-011	SFR	\$14.94
403-341-002	SFR	\$14.94	403-372-007	SFR	\$14.94	403-377-012	SFR	\$14.94
403-341-003	SFR	\$14.94	403-372-008	SFR	\$14.94	403-377-013	SFR	\$14.94
403-341-004	SFR	\$14.94	403-372-009	SFR	\$14.94	403-381-001	SFR	\$14.94
403-341-005	SFR	\$14.94	403-372-010	SFR	\$14.94	403-381-002	SFR	\$14.94
403-341-006	SFR	\$14.94	403-372-011	SFR	\$14.94	403-381-003	SFR	\$14.94
403-341-007	SFR	\$14.94	403-372-012	SFR	\$14.94	403-381-004	SFR	\$14.94
403-341-008	SFR	\$14.94	403-372-013	SFR	\$14.94	403-381-005	SFR	\$14.94
403-341-012	SFR	\$14.94	403-372-014	SFR	\$14.94	403-381-006	SFR	\$14.94
403-341-013	SFR	\$14.94	403-373-001	SFR	\$14.94	403-381-008	SFR	\$14.94
403-341-014	SFR	\$14.94	403-373-002	SFR	\$14.94	403-381-009	SFR	\$14.94
403-341-015	SFR	\$14.94	403-373-003	SFR	\$14.94	403-381-010	SFR	\$14.94
403-341-016	SFR	\$14.94	403-373-004	SFR	\$14.94	403-381-011	SFR	\$14.94
403-341-017	SFR	\$14.94	403-374-001	SFR	\$14.94	403-381-012	SFR	\$14.94
403-341-018	SFR	\$14.94	403-374-002	SFR	\$14.94	403-381-013	SFR	\$14.94
403-341-019	SFR	\$14.94	403-374-003	SFR	\$14.94	403-381-014	SFR	\$14.94
403-341-020	SFR	\$14.94	403-374-004	SFR	\$14.94	403-381-015	SFR	\$14.94
403-341-021	SFR	\$14.94	403-374-005	SFR	\$14.94	403-381-016	SFR	\$14.94
403-341-022	SFR	\$14.94	403-374-006	SFR	\$14.94	403-382-001	SFR	\$14.94
403-341-023	SFR	\$14.94	403-374-007	SFR	\$14.94	403-383-001	SFR	\$14.94
403-341-024	SFR	\$14.94	403-374-008	SFR	\$14.94	403-383-002	SFR	\$14.94
403-341-025	SFR	\$14.94	403-375-001	SFR	\$14.94	403-384-001	SFR	\$14.94
403-341-026	SFR	\$14.94	403-375-002	SFR	\$14.94	403-384-002	SFR	\$14.94
403-341-027	SFR	\$14.94	403-375-003	SFR	\$14.94	403-384-003	SFR	\$14.94
403-341-028	SFR	\$14.94	403-375-004	SFR	\$14.94	403-384-004	SFR	\$14.94
403-341-029	SFR	\$14.94	403-375-005	SFR	\$14.94	403-384-005	SFR	\$14.94
403-341-030	SFR	\$14.94	403-375-006	SFR	\$14.94	403-384-006	SFR	\$14.94
403-342-001	SFR	\$14.94	403-375-007	SFR	\$14.94	403-384-007	SFR	\$14.94
403-342-002	SFR	\$14.94	403-375-008	SFR	\$14.94	403-384-008	SFR	\$14.94
403-342-003	SFR	\$14.94	403-376-001	SFR	\$14.94	403-391-001	SFR	\$14.94
403-342-004	SFR	\$14.94	403-376-002	SFR	\$14.94	403-391-002	SFR	\$14.94
403-342-005	SFR	\$14.94	403-376-003	SFR	\$14.94	403-391-003	SFR	\$14.94
403-342-006	SFR	\$14.94	403-376-004	SFR	\$14.94	403-391-004	SFR	\$14.94
403-342-007	SFR	\$14.94	403-376-005	SFR	\$14.94	403-391-005	SFR	\$14.94
403-342-008	SFR	\$14.94	403-376-006	SFR	\$14.94	403-391-006	SFR	\$14.94
403-342-009	SFR	\$14.94	403-376-007	SFR	\$14.94	403-391-007	SFR	\$14.94
403-342-010	SFR	\$14.94	403-376-008	SFR	\$14.94	403-391-008	SFR	\$14.94
403-342-011	SFR	\$14.94	403-376-009	SFR	\$14.94	403-391-009	SFR	\$14.94
403-342-012	SFR	\$14.94	403-376-010	SFR	\$14.94	403-391-010	SFR	\$14.94
403-342-013	SFR	\$14.94	403-376-011	SFR	\$14.94	403-391-011	SFR	\$14.94
403-342-014	SFR	\$14.94	403-376-012	SFR	\$14.94	403-391-012	SFR	\$14.94
403-342-015	SFR	\$14.94	403-376-013	SFR	\$14.94	403-391-013	SFR	\$14.94
403-342-016	SFR	\$14.94	403-377-001	SFR	\$14.94	403-391-014	SFR	\$14.94
403-342-017	SFR	\$14.94	403-377-002	SFR	\$14.94	403-391-015	SFR	\$14.94
403-342-018	SFR	\$14.94	403-377-003	SFR	\$14.94	403-391-016	SFR	\$14.94
403-342-019	SFR	\$14.94	403-377-004	SFR	\$14.94	403-391-017	SFR	\$14.94
403-371-001	SFR	\$14.94	403-377-005	SFR	\$14.94	403-391-018	SFR	\$14.94
403-372-001	SFR	\$14.94	403-377-006	SFR	\$14.94	403-391-019	SFR	\$14.94
403-372-002	SFR	\$14.94	403-377-007	SFR	\$14.94	403-391-020	SFR	\$14.94



Assessor's Parcel Number	Property Class	FY18-19 Service Charge	Assessor's Parcel Number	Property Class	FY18-19 Service Charge	Assessor's Parcel Number	Property Class	FY18-19 Service Charge
403-391-021	SFR	\$1 4.94	403-403-002	SFR	\$1 4.94	403-443-006	SFR	\$1 4.94
403-391-022	SFR	\$1 4.94	403-403-003	SFR	\$1 4.94	403-443-007	SFR	\$1 4.94
403-391-023	SFR	\$1 4.94	403-403-004	SFR	\$1 4.94	403-443-008	SFR	\$1 4.94
403-392-001	SFR	\$1 4.94	403-403-005	SFR	\$1 4.94	403-443-009	SFR	\$1 4.94
403-392-002	SFR	\$1 4.94	403-403-006	SFR	\$1 4.94	403-443-010	SFR	\$1 4.94
403-392-003	SFR	\$1 4.94	403-403-007	SFR	\$1 4.94	403-443-011	SFR	\$1 4.94
403-392-004	SFR	\$1 4.94	403-404-001	SFR	\$1 4.94	403-443-012	SFR	\$1 4.94
403-392-005	SFR	\$1 4.94	403-404-002	SFR	\$1 4.94	403-443-013	SFR	\$1 4.94
403-392-006	SFR	\$1 4.94	403-404-003	SFR	\$1 4.94	403-443-014	SFR	\$1 4.94
403-392-007	SFR	\$1 4.94	403-404-004	SFR	\$1 4.94	403-443-015	SFR	\$1 4.94
403-392-008	SFR	\$1 4.94	403-441-009	SFR	\$1 4.94	403-444-001	SFR	\$1 4.94
403-392-009	SFR	\$1 4.94	403-441-010	SFR	\$1 4.94	403-444-002	SFR	\$1 4.94
403-401-001	SFR	\$1 4.94	403-441-011	SFR	\$1 4.94	403-444-003	SFR	\$1 4.94
403-401-002	SFR	\$1 4.94	403-441-012	SFR	\$1 4.94	403-444-004	SFR	\$1 4.94
403-401-003	SFR	\$1 4.94	403-441-013	SFR	\$1 4.94	403-444-005	SFR	\$1 4.94
403-401-004	SFR	\$1 4.94	403-441-014	SFR	\$1 4.94	403-444-006	SFR	\$1 4.94
403-401-005	SFR	\$1 4.94	403-441-015	SFR	\$1 4.94	403-445-001	SFR	\$1 4.94
403-401-006	SFR	\$1 4.94	403-441-016	SFR	\$1 4.94	403-445-002	SFR	\$1 4.94
403-401-007	SFR	\$1 4.94	403-441-017	SFR	\$1 4.94	403-445-003	SFR	\$1 4.94
403-401-008	SFR	\$1 4.94	403-441-018	SFR	\$1 4.94	403-445-004	SFR	\$1 4.94
403-401-009	SFR	\$1 4.94	403-441-019	SFR	\$1 4.94	403-445-005	SFR	\$1 4.94
403-401-010	SFR	\$1 4.94	403-441-020	SFR	\$1 4.94	403-445-006	SFR	\$1 4.94
403-401-011	SFR	\$1 4.94	403-441-021	SFR	\$1 4.94	403-445-007	SFR	\$1 4.94
403-401-012	SFR	\$1 4.94	403-441-022	SFR	\$1 4.94	403-451-001	SFR	\$1 4.94
403-401-013	SFR	\$1 4.94	403-441-023	SFR	\$1 4.94	403-451-002	SFR	\$1 4.94
403-401-014	SFR	\$1 4.94	403-441-024	SFR	\$1 4.94	403-451-003	SFR	\$1 4.94
403-401-015	SFR	\$1 4.94	403-441-025	SFR	\$1 4.94	403-451-004	SFR	\$1 4.94
403-401-016	SFR	\$1 4.94	403-441-026	SFR	\$1 4.94	403-451-005	SFR	\$1 4.94
403-401-017	SFR	\$1 4.94	403-441-027	SFR	\$1 4.94	403-451-006	SFR	\$1 4.94
403-401-018	SFR	\$1 4.94	403-441-028	SFR	\$1 4.94	403-451-007	SFR	\$1 4.94
403-401-019	SFR	\$1 4.94	403-441-029	SFR	\$1 4.94	403-451-008	SFR	\$1 4.94
403-401-020	SFR	\$1 4.94	403-442-001	SFR	\$1 4.94	403-451-009	SFR	\$1 4.94
403-401-021	SFR	\$1 4.94	403-442-002	SFR	\$1 4.94	403-452-001	SFR	\$1 4.94
403-401-022	SFR	\$1 4.94	403-442-003	SFR	\$1 4.94	403-452-002	SFR	\$1 4.94
403-401-023	SFR	\$1 4.94	403-442-004	SFR	\$1 4.94	403-452-003	SFR	\$1 4.94
403-401-024	SFR	\$1 4.94	403-442-005	SFR	\$1 4.94	403-452-004	SFR	\$1 4.94
403-401-025	SFR	\$1 4.94	403-442-006	SFR	\$1 4.94	403-452-005	SFR	\$1 4.94
403-401-026	SFR	\$1 4.94	403-442-007	SFR	\$1 4.94	403-452-006	SFR	\$1 4.94
403-401-027	SFR	\$1 4.94	403-442-008	SFR	\$1 4.94	403-452-007	SFR	\$1 4.94
403-402-001	SFR	\$1 4.94	403-442-009	SFR	\$1 4.94	403-452-008	SFR	\$1 4.94
403-402-002	SFR	\$1 4.94	403-442-010	SFR	\$1 4.94	403-452-009	SFR	\$1 4.94
403-402-003	SFR	\$1 4.94	403-442-011	SFR	\$1 4.94	403-452-010	SFR	\$1 4.94
403-402-004	SFR	\$1 4.94	403-442-012	SFR	\$1 4.94	403-452-011	SFR	\$1 4.94
403-402-005	SFR	\$1 4.94	403-442-013	SFR	\$1 4.94	403-452-012	SFR	\$1 4.94
403-402-006	SFR	\$1 4.94	403-442-014	SFR	\$1 4.94	403-452-013	SFR	\$1 4.94
403-402-007	SFR	\$1 4.94	403-442-015	SFR	\$1 4.94	403-453-001	SFR	\$1 4.94
403-402-008	SFR	\$1 4.94	403-442-016	SFR	\$1 4.94	403-453-004	SFR	\$1 4.94
403-402-009	SFR	\$1 4.94	403-443-001	SFR	\$1 4.94	403-453-005	SFR	\$1 4.94
403-402-010	SFR	\$1 4.94	403-443-002	SFR	\$1 4.94	403-453-006	SFR	\$1 4.94
403-402-011	SFR	\$1 4.94	403-443-003	SFR	\$1 4.94	403-453-007	SFR	\$1 4.94
403-402-012	SFR	\$1 4.94	403-443-004	SFR	\$1 4.94	403-453-008	SFR	\$1 4.94
403-403-001	SFR	\$1 4.94	403-443-005	SFR	\$1 4.94	403-453-009	SFR	\$1 4.94

Assessor's Parcel Number	Property Class	FY18-19 Service Charge	Assessor's Parcel Number	Property Class	FY18-19 Service Charge	Assessor's Parcel Number	Property Class	FY18-19 Service Charge
403-453-010	SFR	\$1 4.94	403-463-010	SFR	\$1 4.94	403-471-037	SFR	\$1 4.94
403-453-011	SFR	\$1 4.94	403-463-011	SFR	\$1 4.94	403-471-038	SFR	\$1 4.94
403-453-012	SFR	\$1 4.94	403-463-012	SFR	\$1 4.94	403-471-039	SFR	\$1 4.94
403-453-013	SFR	\$1 4.94	403-463-013	SFR	\$1 4.94	403-471-040	SFR	\$1 4.94
403-453-014	SFR	\$1 4.94	403-463-014	SFR	\$1 4.94	403-471-041	SFR	\$1 4.94
403-453-015	SFR	\$1 4.94	403-463-015	SFR	\$1 4.94	403-471-042	SFR	\$1 4.94
403-453-016	SFR	\$1 4.94	403-463-016	SFR	\$1 4.94	403-471-043	SFR	\$1 4.94
403-453-018	SFR	\$1 4.94	403-463-017	SFR	\$1 4.94	403-471-044	SFR	\$1 4.94
403-453-021	SFR	\$1 4.94	403-464-001	SFR	\$1 4.94	403-472-001	SFR	\$1 4.94
403-461-001	SFR	\$1 4.94	403-464-002	SFR	\$1 4.94	403-472-002	SFR	\$1 4.94
403-461-002	SFR	\$1 4.94	403-464-003	SFR	\$1 4.94	403-472-003	SFR	\$1 4.94
403-461-003	VSFR	\$7.46	403-464-004	SFR	\$1 4.94	403-472-004	SFR	\$1 4.94
403-461-004	SFR	\$1 4.94	403-464-005	SFR	\$1 4.94	403-472-005	SFR	\$1 4.94
403-461-005	SFR	\$1 4.94	403-464-006	SFR	\$1 4.94	403-472-006	SFR	\$1 4.94
403-461-006	SFR	\$1 4.94	403-464-007	SFR	\$1 4.94	403-472-007	SFR	\$1 4.94
403-461-007	SFR	\$1 4.94	403-464-008	SFR	\$1 4.94	403-472-008	SFR	\$1 4.94
403-461-008	SFR	\$1 4.94	403-471-001	SFR	\$1 4.94	403-472-009	SFR	\$1 4.94
403-461-009	SFR	\$1 4.94	403-471-002	SFR	\$1 4.94	403-472-010	SFR	\$1 4.94
403-461-010	SFR	\$1 4.94	403-471-003	SFR	\$1 4.94	403-472-011	SFR	\$1 4.94
403-461-011	SFR	\$1 4.94	403-471-004	SFR	\$1 4.94	403-472-012	SFR	\$1 4.94
403-461-012	SFR	\$1 4.94	403-471-005	SFR	\$1 4.94	403-472-013	SFR	\$1 4.94
403-462-001	SFR	\$1 4.94	403-471-006	SFR	\$1 4.94	403-472-014	SFR	\$1 4.94
403-462-002	SFR	\$1 4.94	403-471-007	SFR	\$1 4.94	403-472-015	SFR	\$1 4.94
403-462-003	SFR	\$1 4.94	403-471-008	SFR	\$1 4.94	403-472-016	SFR	\$1 4.94
403-462-004	SFR	\$1 4.94	403-471-009	SFR	\$1 4.94	403-472-017	SFR	\$1 4.94
403-462-005	SFR	\$1 4.94	403-471-010	SFR	\$1 4.94	403-472-018	SFR	\$1 4.94
403-462-006	SFR	\$1 4.94	403-471-011	SFR	\$1 4.94	403-472-019	SFR	\$1 4.94
403-462-007	SFR	\$1 4.94	403-471-012	SFR	\$1 4.94	403-482-019	SFR	\$1 4.94
403-462-008	SFR	\$1 4.94	403-471-013	SFR	\$1 4.94	403-482-020	SFR	\$1 4.94
403-462-009	SFR	\$1 4.94	403-471-014	SFR	\$1 4.94	403-482-021	SFR	\$1 4.94
403-462-010	SFR	\$1 4.94	403-471-015	SFR	\$1 4.94	403-482-022	SFR	\$1 4.94
403-462-011	SFR	\$1 4.94	403-471-016	SFR	\$1 4.94	403-482-023	SFR	\$1 4.94
403-462-012	SFR	\$1 4.94	403-471-017	SFR	\$1 4.94	403-482-024	SFR	\$1 4.94
403-462-013	SFR	\$1 4.94	403-471-018	SFR	\$1 4.94	403-482-025	SFR	\$1 4.94
403-462-014	SFR	\$1 4.94	403-471-019	SFR	\$1 4.94	403-482-026	SFR	\$1 4.94
403-462-015	SFR	\$1 4.94	403-471-020	SFR	\$1 4.94	403-482-027	SFR	\$1 4.94
403-462-016	SFR	\$1 4.94	403-471-021	SFR	\$1 4.94	403-482-028	SFR	\$1 4.94
403-462-017	SFR	\$1 4.94	403-471-022	SFR	\$1 4.94	403-482-029	SFR	\$1 4.94
403-462-018	SFR	\$1 4.94	403-471-023	SFR	\$1 4.94	403-482-030	SFR	\$1 4.94
403-462-019	SFR	\$1 4.94	403-471-024	SFR	\$1 4.94	403-482-031	SFR	\$1 4.94
403-462-020	SFR	\$1 4.94	403-471-025	SFR	\$1 4.94	403-482-032	SFR	\$1 4.94
403-462-021	SFR	\$1 4.94	403-471-026	SFR	\$1 4.94	403-482-033	SFR	\$1 4.94
403-462-022	SFR	\$1 4.94	403-471-027	SFR	\$1 4.94	403-482-034	SFR	\$1 4.94
403-463-001	SFR	\$1 4.94	403-471-028	SFR	\$1 4.94	403-482-036	SFR	\$1 4.94
403-463-002	SFR	\$1 4.94	403-471-029	SFR	\$1 4.94	403-482-037	SFR	\$1 4.94
403-463-003	SFR	\$1 4.94	403-471-030	SFR	\$1 4.94	403-482-038	SFR	\$1 4.94
403-463-004	SFR	\$1 4.94	403-471-031	SFR	\$1 4.94	403-482-039	SFR	\$1 4.94
403-463-005	SFR	\$1 4.94	403-471-032	SFR	\$1 4.94	403-482-040	SFR	\$1 4.94
403-463-006	SFR	\$1 4.94	403-471-033	SFR	\$1 4.94	403-482-041	SFR	\$1 4.94
403-463-007	SFR	\$1 4.94	403-471-034	SFR	\$1 4.94	403-483-001	SFR	\$1 4.94
403-463-008	SFR	\$1 4.94	403-471-035	SFR	\$1 4.94	403-483-002	SFR	\$1 4.94
403-463-009	SFR	\$1 4.94	403-471-036	SFR	\$1 4.94	403-483-003	SFR	\$1 4.94

Assessor's Parcel Number	Property Class	FY18-19 Service Charge	Assessor's Parcel Number	Property Class	FY18-19 Service Charge	Assessor's Parcel Number	Property Class	FY18-19 Service Charge
403-483-004	SFR	\$1 4.94	403-490-012	SFR	\$1 4.94	403-500-018	SFR	\$1 4.94
403-483-005	SFR	\$1 4.94	403-490-013	SFR	\$1 4.94	403-540-001	SFR	\$1 4.94
403-483-006	SFR	\$1 4.94	403-490-014	SFR	\$1 4.94	403-540-002	SFR	\$1 4.94
403-483-007	SFR	\$1 4.94	403-490-015	SFR	\$1 4.94	403-540-003	SFR	\$1 4.94
403-483-008	SFR	\$1 4.94	403-490-016	SFR	\$1 4.94	403-540-004	SFR	\$1 4.94
403-483-009	SFR	\$1 4.94	403-490-017	SFR	\$1 4.94	403-540-005	SFR	\$1 4.94
403-483-010	SFR	\$1 4.94	403-490-018	SFR	\$1 4.94	403-540-006	SFR	\$1 4.94
403-483-011	SFR	\$1 4.94	403-490-019	SFR	\$1 4.94	403-540-007	SFR	\$1 4.94
403-483-012	SFR	\$1 4.94	403-490-020	SFR	\$1 4.94	403-540-008	SFR	\$1 4.94
403-483-013	SFR	\$1 4.94	403-490-021	SFR	\$1 4.94	403-540-009	SFR	\$1 4.94
403-483-014	SFR	\$1 4.94	403-490-022	SFR	\$1 4.94	403-540-010	SFR	\$1 4.94
403-483-015	SFR	\$1 4.94	403-490-023	SFR	\$1 4.94	403-540-011	SFR	\$1 4.94
403-483-016	SFR	\$1 4.94	403-490-024	SFR	\$1 4.94	403-540-012	SFR	\$1 4.94
403-483-017	SFR	\$1 4.94	403-490-025	SFR	\$1 4.94	403-540-013	SFR	\$1 4.94
403-483-018	SFR	\$1 4.94	403-490-026	SFR	\$1 4.94	403-540-014	SFR	\$1 4.94
403-483-019	SFR	\$1 4.94	403-490-027	SFR	\$1 4.94	403-540-015	SFR	\$1 4.94
403-483-020	SFR	\$1 4.94	403-490-028	SFR	\$1 4.94	403-540-016	SFR	\$1 4.94
403-483-021	SFR	\$1 4.94	403-490-029	SFR	\$1 4.94	403-540-017	SFR	\$1 4.94
403-484-001	SFR	\$1 4.94	403-490-030	SFR	\$1 4.94	403-540-018	SFR	\$1 4.94
403-484-002	SFR	\$1 4.94	403-490-031	SFR	\$1 4.94	403-540-019	SFR	\$1 4.94
403-484-003	SFR	\$1 4.94	403-490-032	SFR	\$1 4.94	403-540-020	SFR	\$1 4.94
403-484-004	SFR	\$1 4.94	403-490-033	SFR	\$1 4.94	403-540-021	SFR	\$1 4.94
403-484-005	SFR	\$1 4.94	403-490-034	SFR	\$1 4.94	403-540-022	SFR	\$1 4.94
403-484-006	SFR	\$1 4.94	403-490-035	SFR	\$1 4.94	403-540-023	SFR	\$1 4.94
403-484-007	SFR	\$1 4.94	403-490-036	SFR	\$1 4.94	403-540-024	SFR	\$1 4.94
403-484-008	SFR	\$1 4.94	403-490-037	SFR	\$1 4.94	403-540-025	SFR	\$1 4.94
403-484-009	SFR	\$1 4.94	403-490-038	SFR	\$1 4.94	403-540-026	SFR	\$1 4.94
403-484-010	SFR	\$1 4.94	403-490-039	SFR	\$1 4.94	403-540-027	SFR	\$1 4.94
403-484-011	SFR	\$1 4.94	403-490-040	SFR	\$1 4.94	403-540-028	SFR	\$1 4.94
403-484-012	SFR	\$1 4.94	403-490-041	SFR	\$1 4.94	403-540-029	SFR	\$1 4.94
403-484-013	SFR	\$1 4.94	403-490-042	SFR	\$1 4.94	403-540-030	SFR	\$1 4.94
403-484-014	SFR	\$1 4.94	403-490-043	SFR	\$1 4.94	403-540-031	SFR	\$1 4.94
403-484-015	SFR	\$1 4.94	403-490-044	SFR	\$1 4.94	405-081-001	SFR	\$1 4.94
403-484-016	SFR	\$1 4.94	403-490-045	SFR	\$1 4.94	405-081-002	SFR	\$1 4.94
403-484-017	SFR	\$1 4.94	403-490-046	SFR	\$1 4.94	405-081-003	SFR	\$1 4.94
403-484-018	SFR	\$1 4.94	403-500-001	SFR	\$1 4.94	405-081-004	SFR	\$1 4.94
403-484-019	SFR	\$1 4.94	403-500-002	SFR	\$1 4.94	405-081-005	SFR	\$1 4.94
403-484-020	SFR	\$1 4.94	403-500-003	SFR	\$1 4.94	405-081-006	SFR	\$1 4.94
403-484-021	SFR	\$1 4.94	403-500-004	SFR	\$1 4.94	405-082-001	SFR	\$1 4.94
403-484-022	SFR	\$1 4.94	403-500-005	SFR	\$1 4.94	405-082-002	SFR	\$1 4.94
403-484-023	SFR	\$1 4.94	403-500-006	SFR	\$1 4.94	405-082-003	SFR	\$1 4.94
403-490-001	SFR	\$1 4.94	403-500-007	SFR	\$1 4.94	405-082-004	SFR	\$1 4.94
403-490-002	SFR	\$1 4.94	403-500-008	SFR	\$1 4.94	405-082-005	SFR	\$1 4.94
403-490-003	SFR	\$1 4.94	403-500-009	SFR	\$1 4.94	405-082-006	SFR	\$1 4.94
403-490-004	SFR	\$1 4.94	403-500-010	SFR	\$1 4.94	405-082-007	SFR	\$1 4.94
403-490-005	SFR	\$1 4.94	403-500-011	SFR	\$1 4.94	405-082-008	SFR	\$1 4.94
403-490-006	SFR	\$1 4.94	403-500-012	SFR	\$1 4.94	405-082-009	SFR	\$1 4.94
403-490-007	SFR	\$1 4.94	403-500-013	SFR	\$1 4.94	405-082-010	SFR	\$1 4.94
403-490-008	SFR	\$1 4.94	403-500-014	SFR	\$1 4.94	405-082-011	SFR	\$1 4.94
403-490-009	SFR	\$1 4.94	403-500-015	SFR	\$1 4.94	405-082-012	SFR	\$1 4.94
403-490-010	SFR	\$1 4.94	403-500-016	SFR	\$1 4.94	405-082-013	SFR	\$1 4.94
403-490-011	SFR	\$1 4.94	403-500-017	SFR	\$1 4.94	405-082-014	SFR	\$1 4.94

Assessor's Parcel Number	Property Class	FY18-19 Service Charge	Assessor's Parcel Number	Property Class	FY18-19 Service Charge	Assessor's Parcel Number	Property Class	FY18-19 Service Charge
405-082-015	SFR	\$1 4.94	405-084-021	SFR	\$1 4.94	405-093-009	SFR	\$1 4.94
405-082-016	SFR	\$1 4.94	405-084-022	SFR	\$1 4.94	405-093-010	SFR	\$1 4.94
405-083-001	SFR	\$1 4.94	405-084-023	SFR	\$1 4.94	405-093-011	SFR	\$1 4.94
405-083-002	SFR	\$1 4.94	405-084-024	SFR	\$1 4.94	405-093-012	SFR	\$1 4.94
405-083-003	SFR	\$1 4.94	405-084-025	SFR	\$1 4.94	405-093-013	SFR	\$1 4.94
405-083-004	SFR	\$1 4.94	405-084-026	SFR	\$1 4.94	405-093-014	SFR	\$1 4.94
405-083-005	SFR	\$1 4.94	405-091-001	SFR	\$1 4.94	405-093-015	SFR	\$1 4.94
405-083-006	SFR	\$1 4.94	405-091-002	SFR	\$1 4.94	405-093-016	SFR	\$1 4.94
405-083-007	SFR	\$1 4.94	405-091-003	SFR	\$1 4.94	405-093-017	SFR	\$1 4.94
405-083-008	SFR	\$1 4.94	405-091-004	SFR	\$1 4.94	405-093-018	SFR	\$1 4.94
405-083-009	SFR	\$1 4.94	405-091-005	SFR	\$1 4.94	405-093-019	SFR	\$1 4.94
405-083-010	SFR	\$1 4.94	405-091-006	SFR	\$1 4.94	405-093-020	SFR	\$1 4.94
405-083-011	SFR	\$1 4.94	405-091-007	SFR	\$1 4.94	405-093-021	SFR	\$1 4.94
405-083-012	SFR	\$1 4.94	405-091-008	SFR	\$1 4.94	405-093-022	SFR	\$1 4.94
405-083-013	SFR	\$1 4.94	405-091-009	SFR	\$1 4.94	405-094-001	SFR	\$1 4.94
405-083-014	SFR	\$1 4.94	405-091-010	SFR	\$1 4.94	405-094-002	SFR	\$1 4.94
405-083-015	SFR	\$1 4.94	405-091-011	SFR	\$1 4.94	405-094-003	SFR	\$1 4.94
405-083-016	SFR	\$1 4.94	405-091-012	SFR	\$1 4.94	405-094-004	SFR	\$1 4.94
405-083-017	SFR	\$1 4.94	405-091-013	SFR	\$1 4.94	405-094-005	SFR	\$1 4.94
405-083-018	SFR	\$1 4.94	405-091-014	SFR	\$1 4.94	405-094-006	SFR	\$1 4.94
405-083-019	SFR	\$1 4.94	405-091-015	SFR	\$1 4.94	405-094-007	SFR	\$1 4.94
405-083-020	SFR	\$1 4.94	405-092-001	SFR	\$1 4.94	405-094-008	SFR	\$1 4.94
405-083-021	SFR	\$1 4.94	405-092-002	SFR	\$1 4.94	405-094-009	SFR	\$1 4.94
405-083-022	SFR	\$1 4.94	405-092-003	SFR	\$1 4.94	405-094-010	SFR	\$1 4.94
405-083-023	SFR	\$1 4.94	405-092-004	SFR	\$1 4.94	405-101-001	SFR	\$1 4.94
405-083-024	SFR	\$1 4.94	405-092-005	SFR	\$1 4.94	405-101-002	SFR	\$1 4.94
405-083-025	SFR	\$1 4.94	405-092-006	SFR	\$1 4.94	405-101-003	SFR	\$1 4.94
405-083-026	SFR	\$1 4.94	405-092-007	SFR	\$1 4.94	405-102-001	SFR	\$1 4.94
405-083-027	SFR	\$1 4.94	405-092-008	SFR	\$1 4.94	405-102-002	SFR	\$1 4.94
405-083-028	SFR	\$1 4.94	405-092-009	SFR	\$1 4.94	405-102-003	SFR	\$1 4.94
405-083-029	SFR	\$1 4.94	405-092-010	SFR	\$1 4.94	405-102-004	SFR	\$1 4.94
405-083-030	SFR	\$1 4.94	405-092-011	SFR	\$1 4.94	405-102-005	SFR	\$1 4.94
405-084-001	SFR	\$1 4.94	405-092-012	SFR	\$1 4.94	405-102-006	SFR	\$1 4.94
405-084-002	SFR	\$1 4.94	405-092-013	SFR	\$1 4.94	405-103-001	SFR	\$1 4.94
405-084-003	SFR	\$1 4.94	405-092-014	SFR	\$1 4.94	405-103-002	SFR	\$1 4.94
405-084-004	SFR	\$1 4.94	405-092-015	SFR	\$1 4.94	405-103-003	SFR	\$1 4.94
405-084-005	SFR	\$1 4.94	405-092-016	SFR	\$1 4.94	405-103-004	SFR	\$1 4.94
405-084-006	SFR	\$1 4.94	405-092-017	SFR	\$1 4.94	405-103-005	SFR	\$1 4.94
405-084-007	SFR	\$1 4.94	405-092-018	SFR	\$1 4.94	405-103-006	SFR	\$1 4.94
405-084-008	SFR	\$1 4.94	405-092-019	SFR	\$1 4.94	405-103-007	SFR	\$1 4.94
405-084-009	SFR	\$1 4.94	405-092-020	SFR	\$1 4.94	405-103-008	SFR	\$1 4.94
405-084-010	SFR	\$1 4.94	405-092-021	SFR	\$1 4.94	405-103-009	SFR	\$1 4.94
405-084-011	SFR	\$1 4.94	405-092-022	SFR	\$1 4.94	405-103-010	SFR	\$1 4.94
405-084-012	SFR	\$1 4.94	405-092-023	SFR	\$1 4.94	405-103-011	SFR	\$1 4.94
405-084-013	SFR	\$1 4.94	405-093-001	SFR	\$1 4.94	405-103-012	SFR	\$1 4.94
405-084-014	SFR	\$1 4.94	405-093-002	SFR	\$1 4.94	405-103-013	SFR	\$1 4.94
405-084-015	SFR	\$1 4.94	405-093-003	SFR	\$1 4.94	405-103-014	SFR	\$1 4.94
405-084-016	SFR	\$1 4.94	405-093-004	SFR	\$1 4.94	405-103-015	SFR	\$1 4.94
405-084-017	SFR	\$1 4.94	405-093-005	SFR	\$1 4.94	405-103-016	SFR	\$1 4.94
405-084-018	SFR	\$1 4.94	405-093-006	SFR	\$1 4.94	405-103-017	VSFR	\$7.46
405-084-019	SFR	\$1 4.94	405-093-007	SFR	\$1 4.94	405-103-018	SFR	\$1 4.94
405-084-020	SFR	\$1 4.94	405-093-008	SFR	\$1 4.94	405-103-019	SFR	\$1 4.94

Assessor's Parcel Number	Property Class	FY18-19 Service Charge	Assessor's Parcel Number	Property Class	FY18-19 Service Charge	Assessor's Parcel Number	Property Class	FY18-19 Service Charge
405-103-020	SFR	\$1 4.94	405-111-016	SFR	\$1 4.94	405-113-002	SFR	\$1 4.94
405-103-021	SFR	\$1 4.94	405-111-017	SFR	\$1 4.94	405-113-003	SFR	\$1 4.94
405-103-022	SFR	\$1 4.94	405-111-018	SFR	\$1 4.94	405-113-004	SFR	\$1 4.94
405-103-023	SFR	\$1 4.94	405-111-019	SFR	\$1 4.94	405-113-005	SFR	\$1 4.94
405-103-024	SFR	\$1 4.94	405-111-020	SFR	\$1 4.94	405-113-006	SFR	\$1 4.94
405-103-025	SFR	\$1 4.94	405-111-021	SFR	\$1 4.94	405-113-007	SFR	\$1 4.94
405-103-026	SFR	\$1 4.94	405-111-022	SFR	\$1 4.94	405-113-008	SFR	\$1 4.94
405-104-001	SFR	\$1 4.94	405-111-023	SFR	\$1 4.94	405-113-009	SFR	\$1 4.94
405-104-002	SFR	\$1 4.94	405-111-024	SFR	\$1 4.94	405-113-010	SFR	\$1 4.94
405-104-003	SFR	\$1 4.94	405-111-025	SFR	\$1 4.94	405-113-011	SFR	\$1 4.94
405-104-004	SFR	\$1 4.94	405-111-026	SFR	\$1 4.94	405-113-012	SFR	\$1 4.94
405-104-005	SFR	\$1 4.94	405-111-027	SFR	\$1 4.94	405-113-013	SFR	\$1 4.94
405-104-006	SFR	\$1 4.94	405-111-028	SFR	\$1 4.94	405-113-014	SFR	\$1 4.94
405-104-007	SFR	\$1 4.94	405-111-029	SFR	\$1 4.94	405-113-015	SFR	\$1 4.94
405-104-008	SFR	\$1 4.94	405-111-030	SFR	\$1 4.94	405-113-016	SFR	\$1 4.94
405-104-009	SFR	\$1 4.94	405-111-031	SFR	\$1 4.94	405-122-001	SFR	\$1 4.94
405-104-010	SFR	\$1 4.94	405-111-032	SFR	\$1 4.94	405-122-002	SFR	\$1 4.94
405-104-011	SFR	\$1 4.94	405-111-033	SFR	\$1 4.94	405-122-003	SFR	\$1 4.94
405-104-012	SFR	\$1 4.94	405-112-001	SFR	\$1 4.94	405-122-004	SFR	\$1 4.94
405-104-013	SFR	\$1 4.94	405-112-002	SFR	\$1 4.94	405-122-005	SFR	\$1 4.94
405-104-014	SFR	\$1 4.94	405-112-003	SFR	\$1 4.94	405-122-008	SFR	\$1 4.94
405-104-015	SFR	\$1 4.94	405-112-004	SFR	\$1 4.94	405-122-009	SFR	\$1 4.94
405-104-016	SFR	\$1 4.94	405-112-005	SFR	\$1 4.94	405-122-010	SFR	\$1 4.94
405-104-017	SFR	\$1 4.94	405-112-006	SFR	\$1 4.94	405-122-011	SFR	\$1 4.94
405-104-018	SFR	\$1 4.94	405-112-007	SFR	\$1 4.94	405-122-012	SFR	\$1 4.94
405-104-019	SFR	\$1 4.94	405-112-008	SFR	\$1 4.94	405-122-013	SFR	\$1 4.94
405-104-020	SFR	\$1 4.94	405-112-009	SFR	\$1 4.94	405-122-014	SFR	\$1 4.94
405-104-021	SFR	\$1 4.94	405-112-010	SFR	\$1 4.94	405-122-015	SFR	\$1 4.94
405-104-022	SFR	\$1 4.94	405-112-011	SFR	\$1 4.94	405-122-016	SFR	\$1 4.94
405-104-023	SFR	\$1 4.94	405-112-012	SFR	\$1 4.94	405-122-017	SFR	\$1 4.94
405-104-024	SFR	\$1 4.94	405-112-013	SFR	\$1 4.94	405-122-018	SFR	\$1 4.94
405-104-025	SFR	\$1 4.94	405-112-014	SFR	\$1 4.94	405-122-019	SFR	\$1 4.94
405-104-026	SFR	\$1 4.94	405-112-015	SFR	\$1 4.94	405-122-020	SFR	\$1 4.94
405-104-027	SFR	\$1 4.94	405-112-016	SFR	\$1 4.94	405-122-021	SFR	\$1 4.94
405-104-028	SFR	\$1 4.94	405-112-017	SFR	\$1 4.94	405-122-022	SFR	\$1 4.94
405-104-029	SFR	\$1 4.94	405-112-018	SFR	\$1 4.94	405-122-023	SFR	\$1 4.94
405-104-030	SFR	\$1 4.94	405-112-019	SFR	\$1 4.94	405-122-024	SFR	\$1 4.94
405-111-001	SFR	\$1 4.94	405-112-020	SFR	\$1 4.94	405-122-025	SFR	\$1 4.94
405-111-002	SFR	\$1 4.94	405-112-021	SFR	\$1 4.94	405-122-026	SFR	\$1 4.94
405-111-003	SFR	\$1 4.94	405-112-022	SFR	\$1 4.94	405-122-032	IND	\$74.70
405-111-004	SFR	\$1 4.94	405-112-023	SFR	\$1 4.94	405-132-001	SFR	\$1 4.94
405-111-005	SFR	\$1 4.94	405-112-024	SFR	\$1 4.94	405-132-002	SFR	\$1 4.94
405-111-006	SFR	\$1 4.94	405-112-025	SFR	\$1 4.94	405-132-003	SFR	\$1 4.94
405-111-007	SFR	\$1 4.94	405-112-026	SFR	\$1 4.94	405-132-004	SFR	\$1 4.94
405-111-008	SFR	\$1 4.94	405-112-027	SFR	\$1 4.94	405-132-005	SFR	\$1 4.94
405-111-009	SFR	\$1 4.94	405-112-028	SFR	\$1 4.94	405-132-006	SFR	\$1 4.94
405-111-010	SFR	\$1 4.94	405-112-029	SFR	\$1 4.94	405-132-007	SFR	\$1 4.94
405-111-011	SFR	\$1 4.94	405-112-030	SFR	\$1 4.94	405-132-008	SFR	\$1 4.94
405-111-012	SFR	\$1 4.94	405-112-031	SFR	\$1 4.94	405-132-009	SFR	\$1 4.94
405-111-013	SFR	\$1 4.94	405-112-032	SFR	\$1 4.94	405-132-010	SFR	\$1 4.94
405-111-014	SFR	\$1 4.94	405-112-033	SFR	\$1 4.94	405-132-011	SFR	\$1 4.94
405-111-015	SFR	\$1 4.94	405-112-034	SFR	\$1 4.94	405-132-012	SFR	\$1 4.94

Assessor's Parcel Number	Property Class	FY18-19 Service Charge	Assessor's Parcel Number	Property Class	FY18-19 Service Charge	Assessor's Parcel Number	Property Class	FY18-19 Service Charge
405-132-013	SFR	\$1 4.94	405-134-006	SFR	\$1 4.94	405-142-002	SFR	\$1 4.94
405-132-014	SFR	\$1 4.94	405-134-007	SFR	\$1 4.94	405-142-003	SFR	\$1 4.94
405-132-015	SFR	\$1 4.94	405-134-008	SFR	\$1 4.94	405-142-004	SFR	\$1 4.94
405-132-016	SFR	\$1 4.94	405-134-009	SFR	\$1 4.94	405-142-005	SFR	\$1 4.94
405-132-017	SFR	\$1 4.94	405-134-010	SFR	\$1 4.94	405-142-006	SFR	\$1 4.94
405-132-018	SFR	\$1 4.94	405-134-011	SFR	\$1 4.94	405-142-007	SFR	\$1 4.94
405-132-019	SFR	\$1 4.94	405-134-012	SFR	\$1 4.94	405-142-008	SFR	\$1 4.94
405-132-020	SFR	\$1 4.94	405-134-013	SFR	\$1 4.94	405-142-009	SFR	\$1 4.94
405-132-021	SFR	\$1 4.94	405-134-014	SFR	\$1 4.94	405-142-010	SFR	\$1 4.94
405-132-022	SFR	\$1 4.94	405-134-015	SFR	\$1 4.94	405-142-011	SFR	\$1 4.94
405-132-023	SFR	\$1 4.94	405-134-016	SFR	\$1 4.94	405-142-012	SFR	\$1 4.94
405-132-024	SFR	\$1 4.94	405-134-017	SFR	\$1 4.94	405-143-001	SFR	\$1 4.94
405-132-025	SFR	\$1 4.94	405-134-018	SFR	\$1 4.94	405-143-002	SFR	\$1 4.94
405-132-026	SFR	\$1 4.94	405-134-019	SFR	\$1 4.94	405-143-003	SFR	\$1 4.94
405-132-027	SFR	\$1 4.94	405-134-020	SFR	\$1 4.94	405-143-004	SFR	\$1 4.94
405-132-028	SFR	\$1 4.94	405-134-021	SFR	\$1 4.94	405-143-005	SFR	\$1 4.94
405-132-029	SFR	\$1 4.94	405-134-022	SFR	\$1 4.94	405-143-006	SFR	\$1 4.94
405-132-030	SFR	\$1 4.94	405-134-023	SFR	\$1 4.94	405-143-007	SFR	\$1 4.94
405-133-001	SFR	\$1 4.94	405-134-024	SFR	\$1 4.94	405-143-008	SFR	\$1 4.94
405-133-002	SFR	\$1 4.94	405-134-025	SFR	\$1 4.94	405-143-009	SFR	\$1 4.94
405-133-003	SFR	\$1 4.94	405-134-026	SFR	\$1 4.94	405-143-010	SFR	\$1 4.94
405-133-004	SFR	\$1 4.94	405-134-027	SFR	\$1 4.94	405-143-011	SFR	\$1 4.94
405-133-005	SFR	\$1 4.94	405-134-028	SFR	\$1 4.94	405-143-012	SFR	\$1 4.94
405-133-006	SFR	\$1 4.94	405-134-029	SFR	\$1 4.94	405-143-013	SFR	\$1 4.94
405-133-007	SFR	\$1 4.94	405-134-030	SFR	\$1 4.94	405-143-014	SFR	\$1 4.94
405-133-008	SFR	\$1 4.94	405-134-031	SFR	\$1 4.94	405-143-015	SFR	\$1 4.94
405-133-009	SFR	\$1 4.94	405-134-032	SFR	\$1 4.94	405-143-016	SFR	\$1 4.94
405-133-010	SFR	\$1 4.94	405-141-001	INST	\$74.70	405-143-017	SFR	\$1 4.94
405-133-011	SFR	\$1 4.94	405-141-003	SFR	\$1 4.94	405-143-018	SFR	\$1 4.94
405-133-012	SFR	\$1 4.94	405-141-004	SFR	\$1 4.94	405-143-019	SFR	\$1 4.94
405-133-013	SFR	\$1 4.94	405-141-005	SFR	\$1 4.94	405-143-020	SFR	\$1 4.94
405-133-014	SFR	\$1 4.94	405-141-006	SFR	\$1 4.94	405-143-021	SFR	\$1 4.94
405-133-015	SFR	\$1 4.94	405-141-007	SFR	\$1 4.94	405-143-022	SFR	\$1 4.94
405-133-016	MFR2	\$29.88	405-141-008	SFR	\$1 4.94	405-143-023	SFR	\$1 4.94
405-133-017	SFR	\$1 4.94	405-141-009	SFR	\$1 4.94	405-143-024	SFR	\$1 4.94
405-133-018	SFR	\$1 4.94	405-141-010	SFR	\$1 4.94	405-151-001	SFR	\$1 4.94
405-133-019	SFR	\$1 4.94	405-141-011	SFR	\$1 4.94	405-151-002	SFR	\$1 4.94
405-133-020	SFR	\$1 4.94	405-141-012	SFR	\$1 4.94	405-151-003	SFR	\$1 4.94
405-133-021	SFR	\$1 4.94	405-141-013	SFR	\$1 4.94	405-151-004	SFR	\$1 4.94
405-133-022	SFR	\$1 4.94	405-141-014	SFR	\$1 4.94	405-151-005	SFR	\$1 4.94
405-133-023	SFR	\$1 4.94	405-141-015	SFR	\$1 4.94	405-151-006	SFR	\$1 4.94
405-133-024	SFR	\$1 4.94	405-141-016	SFR	\$1 4.94	405-151-007	SFR	\$1 4.94
405-133-025	SFR	\$1 4.94	405-141-017	SFR	\$1 4.94	405-151-008	SFR	\$1 4.94
405-133-026	SFR	\$1 4.94	405-141-018	SFR	\$1 4.94	405-151-009	SFR	\$1 4.94
405-133-027	SFR	\$1 4.94	405-141-019	SFR	\$1 4.94	405-151-010	SFR	\$1 4.94
405-133-028	SFR	\$1 4.94	405-141-020	SFR	\$1 4.94	405-151-011	SFR	\$1 4.94
405-133-029	SFR	\$1 4.94	405-141-021	SFR	\$1 4.94	405-151-012	SFR	\$1 4.94
405-134-001	SFR	\$1 4.94	405-141-022	SFR	\$1 4.94	405-151-013	SFR	\$1 4.94
405-134-002	SFR	\$1 4.94	405-141-023	SFR	\$1 4.94	405-151-014	SFR	\$1 4.94
405-134-003	SFR	\$1 4.94	405-141-024	SFR	\$1 4.94	405-151-015	SFR	\$1 4.94
405-134-004	SFR	\$1 4.94	405-141-025	SFR	\$1 4.94	405-151-016	SFR	\$1 4.94
405-134-005	SFR	\$1 4.94	405-142-001	SFR	\$1 4.94	405-151-017	SFR	\$1 4.94

Assessor's Parcel Number	Property Class	FY18-19 Service Charge	Assessor's Parcel Number	Property Class	FY18-19 Service Charge	Assessor's Parcel Number	Property Class	FY18-19 Service Charge
405-151-018	SFR	\$1 4.94	405-156-010	SFR	\$1 4.94	405-163-007	SFR	\$1 4.94
405-151-019	SFR	\$1 4.94	405-156-011	SFR	\$1 4.94	405-163-008	SFR	\$1 4.94
405-151-020	SFR	\$1 4.94	405-156-012	SFR	\$1 4.94	405-163-009	SFR	\$1 4.94
405-151-021	SFR	\$1 4.94	405-156-013	SFR	\$1 4.94	405-163-010	SFR	\$1 4.94
405-151-022	SFR	\$1 4.94	405-161-002	SFR	\$1 4.94	405-163-011	SFR	\$1 4.94
405-151-023	SFR	\$1 4.94	405-161-003	SFR	\$1 4.94	405-163-012	SFR	\$1 4.94
405-151-024	SFR	\$1 4.94	405-161-004	SFR	\$1 4.94	405-163-013	SFR	\$1 4.94
405-151-025	SFR	\$1 4.94	405-161-005	SFR	\$1 4.94	405-163-014	SFR	\$1 4.94
405-151-026	SFR	\$1 4.94	405-161-006	SFR	\$1 4.94	405-163-015	SFR	\$1 4.94
405-151-027	SFR	\$1 4.94	405-161-007	SFR	\$1 4.94	405-163-016	SFR	\$1 4.94
405-151-028	SFR	\$1 4.94	405-161-008	SFR	\$1 4.94	405-163-017	SFR	\$1 4.94
405-151-029	SFR	\$1 4.94	405-161-009	SFR	\$1 4.94	405-163-018	SFR	\$1 4.94
405-151-030	SFR	\$1 4.94	405-161-010	SFR	\$1 4.94	405-163-019	SFR	\$1 4.94
405-151-031	SFR	\$1 4.94	405-161-011	SFR	\$1 4.94	405-163-020	SFR	\$1 4.94
405-151-032	SFR	\$1 4.94	405-161-012	SFR	\$1 4.94	405-163-021	SFR	\$1 4.94
405-151-033	SFR	\$1 4.94	405-161-013	SFR	\$1 4.94	405-163-022	SFR	\$1 4.94
405-152-001	SFR	\$1 4.94	405-161-014	SFR	\$1 4.94	405-163-023	SFR	\$1 4.94
405-152-002	SFR	\$1 4.94	405-161-015	SFR	\$1 4.94	405-163-024	SFR	\$1 4.94
405-152-003	SFR	\$1 4.94	405-161-016	SFR	\$1 4.94	405-163-025	SFR	\$1 4.94
405-152-004	SFR	\$1 4.94	405-161-017	SFR	\$1 4.94	405-163-026	SFR	\$1 4.94
405-152-005	SFR	\$1 4.94	405-161-018	SFR	\$1 4.94	405-163-027	SFR	\$1 4.94
405-152-006	SFR	\$1 4.94	405-161-019	SFR	\$1 4.94	405-163-028	SFR	\$1 4.94
405-152-007	SFR	\$1 4.94	405-161-020	SFR	\$1 4.94	405-163-029	SFR	\$1 4.94
405-152-008	VSFR	\$7.46	405-161-021	SFR	\$1 4.94	405-163-030	SFR	\$1 4.94
405-152-009	SFR	\$1 4.94	405-161-022	SFR	\$1 4.94	405-163-031	SFR	\$1 4.94
405-152-010	SFR	\$1 4.94	405-161-023	SFR	\$1 4.94	405-164-001	SFR	\$1 4.94
405-152-011	SFR	\$1 4.94	405-162-001	SFR	\$1 4.94	405-164-002	SFR	\$1 4.94
405-152-012	SFR	\$1 4.94	405-162-002	SFR	\$1 4.94	405-164-003	SFR	\$1 4.94
405-152-013	SFR	\$1 4.94	405-162-003	SFR	\$1 4.94	405-164-004	SFR	\$1 4.94
405-152-014	SFR	\$1 4.94	405-162-004	SFR	\$1 4.94	405-164-005	SFR	\$1 4.94
405-153-001	SFR	\$1 4.94	405-162-005	SFR	\$1 4.94	405-164-006	SFR	\$1 4.94
405-153-002	SFR	\$1 4.94	405-162-006	SFR	\$1 4.94	405-164-007	SFR	\$1 4.94
405-153-003	SFR	\$1 4.94	405-162-007	SFR	\$1 4.94	405-164-008	SFR	\$1 4.94
405-154-001	SFR	\$1 4.94	405-162-008	SFR	\$1 4.94	405-164-009	SFR	\$1 4.94
405-154-002	SFR	\$1 4.94	405-162-009	SFR	\$1 4.94	405-164-010	SFR	\$1 4.94
405-154-003	SFR	\$1 4.94	405-162-010	SFR	\$1 4.94	405-164-011	SFR	\$1 4.94
405-154-004	SFR	\$1 4.94	405-162-011	SFR	\$1 4.94	405-164-012	SFR	\$1 4.94
405-154-005	SFR	\$1 4.94	405-162-012	SFR	\$1 4.94	405-164-013	SFR	\$1 4.94
405-155-001	SFR	\$1 4.94	405-162-013	SFR	\$1 4.94	405-164-014	SFR	\$1 4.94
405-155-002	SFR	\$1 4.94	405-162-014	SFR	\$1 4.94	405-164-015	SFR	\$1 4.94
405-155-003	SFR	\$1 4.94	405-162-015	SFR	\$1 4.94	405-164-016	SFR	\$1 4.94
405-155-004	SFR	\$1 4.94	405-162-016	SFR	\$1 4.94	405-164-017	SFR	\$1 4.94
405-155-005	SFR	\$1 4.94	405-162-017	SFR	\$1 4.94	405-164-018	SFR	\$1 4.94
405-156-001	SFR	\$1 4.94	405-162-018	SFR	\$1 4.94	405-164-019	SFR	\$1 4.94
405-156-002	SFR	\$1 4.94	405-162-019	SFR	\$1 4.94	405-164-020	SFR	\$1 4.94
405-156-003	SFR	\$1 4.94	405-162-020	SFR	\$1 4.94	405-164-021	SFR	\$1 4.94
405-156-004	SFR	\$1 4.94	405-163-001	SFR	\$1 4.94	405-164-022	SFR	\$1 4.94
405-156-005	SFR	\$1 4.94	405-163-002	SFR	\$1 4.94	405-164-023	SFR	\$1 4.94
405-156-006	SFR	\$1 4.94	405-163-003	SFR	\$1 4.94	405-170-004	COM	\$74.70
405-156-007	SFR	\$1 4.94	405-163-004	SFR	\$1 4.94	405-170-010	MFR8	\$119.52
405-156-008	SFR	\$1 4.94	405-163-005	SFR	\$1 4.94	405-191-001	SFR	\$1 4.94
405-156-009	SFR	\$1 4.94	405-163-006	SFR	\$1 4.94	405-191-002	SFR	\$1 4.94

Assessor's Parcel Number	Property Class	FY18-19 Service Charge	Assessor's Parcel Number	Property Class	FY18-19 Service Charge	Assessor's Parcel Number	Property Class	FY18-19 Service Charge
405-191-003	SFR	\$1 4.94	405-194-010	SFR	\$1 4.94	405-204-005	SFR	\$1 4.94
405-191-004	SFR	\$1 4.94	405-194-011	SFR	\$1 4.94	405-204-006	SFR	\$1 4.94
405-191-005	SFR	\$1 4.94	405-194-012	SFR	\$1 4.94	405-204-007	SFR	\$1 4.94
405-191-006	SFR	\$1 4.94	405-194-013	SFR	\$1 4.94	405-204-008	SFR	\$1 4.94
405-191-007	SFR	\$1 4.94	405-194-014	SFR	\$1 4.94	405-204-010	SFR	\$1 4.94
405-191-008	SFR	\$1 4.94	405-194-015	SFR	\$1 4.94	405-204-011	SFR	\$1 4.94
405-191-009	SFR	\$1 4.94	405-194-016	SFR	\$1 4.94	405-204-012	SFR	\$1 4.94
405-191-010	SFR	\$1 4.94	405-194-017	SFR	\$1 4.94	405-204-013	SFR	\$1 4.94
405-191-011	SFR	\$1 4.94	405-194-018	SFR	\$1 4.94	405-204-014	SFR	\$1 4.94
405-191-012	SFR	\$1 4.94	405-194-019	SFR	\$1 4.94	405-204-015	SFR	\$1 4.94
405-191-013	SFR	\$1 4.94	405-194-020	SFR	\$1 4.94	405-204-016	SFR	\$1 4.94
405-192-001	SFR	\$1 4.94	405-201-001	SFR	\$1 4.94	405-204-017	SFR	\$1 4.94
405-192-002	SFR	\$1 4.94	405-201-002	SFR	\$1 4.94	405-204-018	SFR	\$1 4.94
405-192-003	SFR	\$1 4.94	405-201-003	SFR	\$1 4.94	405-204-019	SFR	\$1 4.94
405-192-004	SFR	\$1 4.94	405-201-004	SFR	\$1 4.94	405-204-020	SFR	\$1 4.94
405-192-005	SFR	\$1 4.94	405-202-001	SFR	\$1 4.94	405-204-021	SFR	\$1 4.94
405-192-006	SFR	\$1 4.94	405-202-002	SFR	\$1 4.94	405-204-022	SFR	\$1 4.94
405-192-007	SFR	\$1 4.94	405-202-003	SFR	\$1 4.94	405-211-001	SFR	\$1 4.94
405-192-008	SFR	\$1 4.94	405-202-004	SFR	\$1 4.94	405-211-002	SFR	\$1 4.94
405-192-009	SFR	\$1 4.94	405-202-005	SFR	\$1 4.94	405-211-003	SFR	\$1 4.94
405-192-010	SFR	\$1 4.94	405-202-006	SFR	\$1 4.94	405-211-004	SFR	\$1 4.94
405-192-011	SFR	\$1 4.94	405-202-007	SFR	\$1 4.94	405-211-005	SFR	\$1 4.94
405-193-001	SFR	\$1 4.94	405-202-008	SFR	\$1 4.94	405-211-006	SFR	\$1 4.94
405-193-002	SFR	\$1 4.94	405-202-009	SFR	\$1 4.94	405-211-007	SFR	\$1 4.94
405-193-003	SFR	\$1 4.94	405-202-010	SFR	\$1 4.94	405-211-008	SFR	\$1 4.94
405-193-004	SFR	\$1 4.94	405-202-011	SFR	\$1 4.94	405-211-009	SFR	\$1 4.94
405-193-005	SFR	\$1 4.94	405-202-012	SFR	\$1 4.94	405-211-010	SFR	\$1 4.94
405-193-006	SFR	\$1 4.94	405-202-013	SFR	\$1 4.94	405-211-011	SFR	\$1 4.94
405-193-007	SFR	\$1 4.94	405-202-014	SFR	\$1 4.94	405-211-012	SFR	\$1 4.94
405-193-008	SFR	\$1 4.94	405-202-015	SFR	\$1 4.94	405-211-013	SFR	\$1 4.94
405-193-009	SFR	\$1 4.94	405-202-016	SFR	\$1 4.94	405-211-014	SFR	\$1 4.94
405-193-010	SFR	\$1 4.94	405-202-017	SFR	\$1 4.94	405-211-015	SFR	\$1 4.94
405-193-011	SFR	\$1 4.94	405-202-018	SFR	\$1 4.94	405-211-016	SFR	\$1 4.94
405-193-012	SFR	\$1 4.94	405-203-001	SFR	\$1 4.94	405-211-017	SFR	\$1 4.94
405-193-013	SFR	\$1 4.94	405-203-002	SFR	\$1 4.94	405-211-018	SFR	\$1 4.94
405-193-014	SFR	\$1 4.94	405-203-003	SFR	\$1 4.94	405-211-019	SFR	\$1 4.94
405-193-015	SFR	\$1 4.94	405-203-004	SFR	\$1 4.94	405-211-020	SFR	\$1 4.94
405-193-016	SFR	\$1 4.94	405-203-005	SFR	\$1 4.94	405-211-021	SFR	\$1 4.94
405-193-017	SFR	\$1 4.94	405-203-006	SFR	\$1 4.94	405-211-022	SFR	\$1 4.94
405-193-018	SFR	\$1 4.94	405-203-007	SFR	\$1 4.94	405-211-023	SFR	\$1 4.94
405-193-019	SFR	\$1 4.94	405-203-008	SFR	\$1 4.94	405-211-024	SFR	\$1 4.94
405-193-020	SFR	\$1 4.94	405-203-012	SFR	\$1 4.94	405-211-025	SFR	\$1 4.94
405-193-021	SFR	\$1 4.94	405-203-013	SFR	\$1 4.94	405-211-026	SFR	\$1 4.94
405-194-001	SFR	\$1 4.94	405-203-014	SFR	\$1 4.94	405-211-027	SFR	\$1 4.94
405-194-002	SFR	\$1 4.94	405-203-015	SFR	\$1 4.94	405-211-028	SFR	\$1 4.94
405-194-003	SFR	\$1 4.94	405-203-016	SFR	\$1 4.94	405-211-029	SFR	\$1 4.94
405-194-004	SFR	\$1 4.94	405-203-017	SFR	\$1 4.94	405-211-030	SFR	\$1 4.94
405-194-005	SFR	\$1 4.94	405-203-018	VCOM	\$7.46	405-211-031	SFR	\$1 4.94
405-194-006	SFR	\$1 4.94	405-204-001	SFR	\$1 4.94	405-211-032	SFR	\$1 4.94
405-194-007	SFR	\$1 4.94	405-204-002	SFR	\$1 4.94	405-211-033	SFR	\$1 4.94
405-194-008	SFR	\$1 4.94	405-204-003	SFR	\$1 4.94	405-211-034	SFR	\$1 4.94
405-194-009	SFR	\$1 4.94	405-204-004	SFR	\$1 4.94	405-211-035	SFR	\$1 4.94



Assessor's Parcel Number	Property Class	FY18-19 Service Charge	Assessor's Parcel Number	Property Class	FY18-19 Service Charge	Assessor's Parcel Number	Property Class	FY18-19 Service Charge
405-211-036	SFR	\$1 4.94	405-221-017	SFR	\$1 4.94	405-232-012	SFR	\$1 4.94
405-211-037	SFR	\$1 4.94	405-221-018	SFR	\$1 4.94	405-232-013	SFR	\$1 4.94
405-211-038	SFR	\$1 4.94	405-221-019	SFR	\$1 4.94	405-232-014	SFR	\$1 4.94
405-211-039	SFR	\$1 4.94	405-221-020	SFR	\$1 4.94	405-232-015	SFR	\$1 4.94
405-211-040	SFR	\$1 4.94	405-221-021	SFR	\$1 4.94	405-232-016	SFR	\$1 4.94
405-211-041	SFR	\$1 4.94	405-221-022	SFR	\$1 4.94	405-232-017	SFR	\$1 4.94
405-212-001	SFR	\$1 4.94	405-221-023	SFR	\$1 4.94	405-232-018	SFR	\$1 4.94
405-212-002	SFR	\$1 4.94	405-221-024	SFR	\$1 4.94	405-232-019	SFR	\$1 4.94
405-212-003	SFR	\$1 4.94	405-221-025	SFR	\$1 4.94	405-232-020	SFR	\$1 4.94
405-212-004	SFR	\$1 4.94	405-221-026	SFR	\$1 4.94	405-232-021	SFR	\$1 4.94
405-212-005	SFR	\$1 4.94	405-221-027	SFR	\$1 4.94	405-232-022	SFR	\$1 4.94
405-212-006	SFR	\$1 4.94	405-221-028	SFR	\$1 4.94	405-232-023	SFR	\$1 4.94
405-212-007	SFR	\$1 4.94	405-222-001	SFR	\$1 4.94	405-232-024	SFR	\$1 4.94
405-212-008	SFR	\$1 4.94	405-222-002	SFR	\$1 4.94	405-232-025	SFR	\$1 4.94
405-212-009	SFR	\$1 4.94	405-222-003	SFR	\$1 4.94	405-232-026	SFR	\$1 4.94
405-212-010	SFR	\$1 4.94	405-222-004	SFR	\$1 4.94	405-232-027	SFR	\$1 4.94
405-212-011	SFR	\$1 4.94	405-222-005	SFR	\$1 4.94	405-232-028	SFR	\$1 4.94
405-212-012	SFR	\$1 4.94	405-222-006	SFR	\$1 4.94	405-232-029	SFR	\$1 4.94
405-212-013	SFR	\$1 4.94	405-222-007	SFR	\$1 4.94	405-232-030	SFR	\$1 4.94
405-212-014	SFR	\$1 4.94	405-222-008	SFR	\$1 4.94	405-232-031	SFR	\$1 4.94
405-212-015	SFR	\$1 4.94	405-222-009	SFR	\$1 4.94	405-232-032	SFR	\$1 4.94
405-212-016	SFR	\$1 4.94	405-222-010	SFR	\$1 4.94	405-232-033	SFR	\$1 4.94
405-212-017	SFR	\$1 4.94	405-222-011	SFR	\$1 4.94	405-232-034	SFR	\$1 4.94
405-212-018	SFR	\$1 4.94	405-222-012	SFR	\$1 4.94	405-232-035	SFR	\$1 4.94
405-212-019	SFR	\$1 4.94	405-222-013	SFR	\$1 4.94	405-233-001	SFR	\$1 4.94
405-213-001	SFR	\$1 4.94	405-222-014	SFR	\$1 4.94	405-233-002	SFR	\$1 4.94
405-213-002	SFR	\$1 4.94	405-231-001	SFR	\$1 4.94	405-233-003	SFR	\$1 4.94
405-213-003	SFR	\$1 4.94	405-231-002	SFR	\$1 4.94	405-233-004	SFR	\$1 4.94
405-213-004	SFR	\$1 4.94	405-231-003	SFR	\$1 4.94	405-233-005	SFR	\$1 4.94
405-213-005	SFR	\$1 4.94	405-231-004	SFR	\$1 4.94	405-233-006	SFR	\$1 4.94
405-213-006	SFR	\$1 4.94	405-231-005	SFR	\$1 4.94	405-233-007	SFR	\$1 4.94
405-213-007	SFR	\$1 4.94	405-231-006	SFR	\$1 4.94	405-233-008	SFR	\$1 4.94
405-213-008	SFR	\$1 4.94	405-231-007	SFR	\$1 4.94	405-233-009	SFR	\$1 4.94
405-213-009	SFR	\$1 4.94	405-231-008	SFR	\$1 4.94	405-233-010	SFR	\$1 4.94
405-213-010	SFR	\$1 4.94	405-231-009	SFR	\$1 4.94	405-233-011	SFR	\$1 4.94
405-213-011	SFR	\$1 4.94	405-231-010	SFR	\$1 4.94	405-233-012	SFR	\$1 4.94
405-221-001	SFR	\$1 4.94	405-231-011	SFR	\$1 4.94	405-233-013	SFR	\$1 4.94
405-221-002	SFR	\$1 4.94	405-231-012	SFR	\$1 4.94	405-233-014	SFR	\$1 4.94
405-221-003	SFR	\$1 4.94	405-231-013	SFR	\$1 4.94	405-233-015	SFR	\$1 4.94
405-221-004	SFR	\$1 4.94	405-231-014	SFR	\$1 4.94	405-233-016	SFR	\$1 4.94
405-221-005	SFR	\$1 4.94	405-231-015	SFR	\$1 4.94	405-233-017	SFR	\$1 4.94
405-221-006	SFR	\$1 4.94	405-232-001	SFR	\$1 4.94	405-233-018	SFR	\$1 4.94
405-221-007	SFR	\$1 4.94	405-232-002	SFR	\$1 4.94	405-233-019	SFR	\$1 4.94
405-221-008	SFR	\$1 4.94	405-232-003	SFR	\$1 4.94	405-233-020	SFR	\$1 4.94
405-221-009	SFR	\$1 4.94	405-232-004	SFR	\$1 4.94	405-233-021	SFR	\$1 4.94
405-221-010	SFR	\$1 4.94	405-232-005	SFR	\$1 4.94	405-233-022	SFR	\$1 4.94
405-221-011	SFR	\$1 4.94	405-232-006	SFR	\$1 4.94	405-233-023	SFR	\$1 4.94
405-221-012	SFR	\$1 4.94	405-232-007	SFR	\$1 4.94	405-233-024	SFR	\$1 4.94
405-221-013	SFR	\$1 4.94	405-232-008	SFR	\$1 4.94	405-233-025	SFR	\$1 4.94
405-221-014	SFR	\$1 4.94	405-232-009	SFR	\$1 4.94	405-233-026	SFR	\$1 4.94
405-221-015	SFR	\$1 4.94	405-232-010	SFR	\$1 4.94	405-233-027	SFR	\$1 4.94
405-221-016	SFR	\$1 4.94	405-232-011	SFR	\$1 4.94	405-233-028	SFR	\$1 4.94

Assessor's Parcel Number	Property Class	FY18-19 Service Charge	Assessor's Parcel Number	Property Class	FY18-19 Service Charge	Assessor's Parcel Number	Property Class	FY18-19 Service Charge
405-233-029	SFR	\$1 4.94	405-244-002	SFR	\$1 4.94	405-252-004	SFR	\$1 4.94
405-241-001	SFR	\$1 4.94	405-244-003	SFR	\$1 4.94	405-252-005	SFR	\$1 4.94
405-241-002	SFR	\$1 4.94	405-244-004	SFR	\$1 4.94	405-252-006	SFR	\$1 4.94
405-241-003	SFR	\$1 4.94	405-244-005	SFR	\$1 4.94	405-252-007	SFR	\$1 4.94
405-241-004	SFR	\$1 4.94	405-244-006	SFR	\$1 4.94	405-252-008	SFR	\$1 4.94
405-241-005	SFR	\$1 4.94	405-244-007	SFR	\$1 4.94	405-252-009	SFR	\$1 4.94
405-241-006	SFR	\$1 4.94	405-244-008	SFR	\$1 4.94	405-252-010	SFR	\$1 4.94
405-241-007	SFR	\$1 4.94	405-244-009	SFR	\$1 4.94	405-252-011	SFR	\$1 4.94
405-241-008	SFR	\$1 4.94	405-244-010	SFR	\$1 4.94	405-252-012	SFR	\$1 4.94
405-241-009	SFR	\$1 4.94	405-244-011	SFR	\$1 4.94	405-252-013	SFR	\$1 4.94
405-241-010	SFR	\$1 4.94	405-244-012	SFR	\$1 4.94	405-252-014	SFR	\$1 4.94
405-242-001	SFR	\$1 4.94	405-244-013	SFR	\$1 4.94	405-252-015	SFR	\$1 4.94
405-242-002	SFR	\$1 4.94	405-244-014	SFR	\$1 4.94	405-252-016	SFR	\$1 4.94
405-242-003	SFR	\$1 4.94	405-244-015	SFR	\$1 4.94	405-252-017	SFR	\$1 4.94
405-242-004	SFR	\$1 4.94	405-244-016	SFR	\$1 4.94	405-252-018	SFR	\$1 4.94
405-242-005	SFR	\$1 4.94	405-244-017	SFR	\$1 4.94	405-252-019	SFR	\$1 4.94
405-242-006	SFR	\$1 4.94	405-244-018	SFR	\$1 4.94	405-252-020	SFR	\$1 4.94
405-242-007	SFR	\$1 4.94	405-244-019	SFR	\$1 4.94	405-252-021	SFR	\$1 4.94
405-242-008	SFR	\$1 4.94	405-244-020	SFR	\$1 4.94	405-252-022	SFR	\$1 4.94
405-242-009	SFR	\$1 4.94	405-244-021	SFR	\$1 4.94	405-252-023	SFR	\$1 4.94
405-242-010	SFR	\$1 4.94	405-244-022	SFR	\$1 4.94	405-252-024	SFR	\$1 4.94
405-242-011	SFR	\$1 4.94	405-244-023	SFR	\$1 4.94	405-252-025	SFR	\$1 4.94
405-242-012	SFR	\$1 4.94	405-244-024	SFR	\$1 4.94	405-252-026	SFR	\$1 4.94
405-242-013	SFR	\$1 4.94	405-244-025	SFR	\$1 4.94	405-252-027	SFR	\$1 4.94
405-242-014	SFR	\$1 4.94	405-244-026	SFR	\$1 4.94	405-252-028	SFR	\$1 4.94
405-242-015	SFR	\$1 4.94	405-244-027	SFR	\$1 4.94	405-252-029	SFR	\$1 4.94
405-242-016	SFR	\$1 4.94	405-244-028	SFR	\$1 4.94	405-253-001	SFR	\$1 4.94
405-242-017	SFR	\$1 4.94	405-244-029	SFR	\$1 4.94	405-253-002	SFR	\$1 4.94
405-242-018	SFR	\$1 4.94	405-244-030	SFR	\$1 4.94	405-253-003	SFR	\$1 4.94
405-242-019	SFR	\$1 4.94	405-244-031	SFR	\$1 4.94	405-253-004	SFR	\$1 4.94
405-242-020	SFR	\$1 4.94	405-244-032	SFR	\$1 4.94	405-253-005	SFR	\$1 4.94
405-243-001	SFR	\$1 4.94	405-251-001	SFR	\$1 4.94	405-253-006	SFR	\$1 4.94
405-243-002	SFR	\$1 4.94	405-251-002	SFR	\$1 4.94	405-253-007	SFR	\$1 4.94
405-243-003	SFR	\$1 4.94	405-251-003	SFR	\$1 4.94	405-253-008	SFR	\$1 4.94
405-243-004	SFR	\$1 4.94	405-251-004	SFR	\$1 4.94	405-253-009	SFR	\$1 4.94
405-243-005	SFR	\$1 4.94	405-251-005	SFR	\$1 4.94	405-253-010	SFR	\$1 4.94
405-243-006	SFR	\$1 4.94	405-251-006	SFR	\$1 4.94	405-253-011	SFR	\$1 4.94
405-243-007	SFR	\$1 4.94	405-251-007	SFR	\$1 4.94	405-253-012	SFR	\$1 4.94
405-243-008	SFR	\$1 4.94	405-251-008	SFR	\$1 4.94	405-253-013	SFR	\$1 4.94
405-243-009	SFR	\$1 4.94	405-251-009	SFR	\$1 4.94	405-253-014	SFR	\$1 4.94
405-243-010	SFR	\$1 4.94	405-251-010	SFR	\$1 4.94	405-253-015	SFR	\$1 4.94
405-243-011	SFR	\$1 4.94	405-251-011	SFR	\$1 4.94	405-253-016	SFR	\$1 4.94
405-243-012	SFR	\$1 4.94	405-251-012	SFR	\$1 4.94	405-253-017	SFR	\$1 4.94
405-243-013	SFR	\$1 4.94	405-251-013	SFR	\$1 4.94	405-253-018	SFR	\$1 4.94
405-243-014	SFR	\$1 4.94	405-251-014	SFR	\$1 4.94	405-253-019	SFR	\$1 4.94
405-243-015	SFR	\$1 4.94	405-251-015	SFR	\$1 4.94	405-253-020	SFR	\$1 4.94
405-243-016	SFR	\$1 4.94	405-251-016	SFR	\$1 4.94	405-253-021	SFR	\$1 4.94
405-243-017	SFR	\$1 4.94	405-251-017	SFR	\$1 4.94	405-254-001	SFR	\$1 4.94
405-243-018	SFR	\$1 4.94	405-251-018	SFR	\$1 4.94	405-254-002	SFR	\$1 4.94
405-243-019	SFR	\$1 4.94	405-252-001	SFR	\$1 4.94	405-254-003	SFR	\$1 4.94
405-243-020	SFR	\$1 4.94	405-252-002	SFR	\$1 4.94	405-254-004	SFR	\$1 4.94
405-244-001	SFR	\$1 4.94	405-252-003	SFR	\$1 4.94	405-254-005	SFR	\$1 4.94

Assessor's Parcel Number	Property Class	FY18-19 Service Charge	Assessor's Parcel Number	Property Class	FY18-19 Service Charge	Assessor's Parcel Number	Property Class	FY18-19 Service Charge
405-254-006	SFR	\$14.94	408-170-050	IND	\$74.70	408-230-040	SFR	\$14.94
405-254-007	SFR	\$14.94	408-170-051	VIND	\$74.70	408-230-041	SFR	\$14.94
405-254-008	SFR	\$14.94	408-170-072	VSFR	\$7.46	408-230-042	SFR	\$14.94
405-254-009	SFR	\$14.94	408-180-010	VSFR	\$7.46	408-230-043	SFR	\$14.94
405-254-010	SFR	\$14.94	408-190-049	COM	\$74.70	408-230-044	SFR	\$14.94
405-254-011	SFR	\$14.94	408-190-052	VIND	\$74.70	408-230-045	SFR	\$14.94
405-254-012	SFR	\$14.94	408-190-053	VIND	\$74.70	408-230-046	SFR	\$14.94
405-254-013	SFR	\$14.94	408-190-054	VIND	\$74.70	408-230-047	SFR	\$14.94
405-254-014	SFR	\$14.94	408-202-004	IND	\$74.70	408-230-048	SFR	\$14.94
405-254-015	SFR	\$14.94	408-202-006	VIND	\$74.70	408-230-049	SFR	\$14.94
405-255-001	SFR	\$14.94	408-203-009	VIND	\$74.70	408-230-050	SFR	\$14.94
405-255-002	SFR	\$14.94	408-203-012	COM	\$74.70	408-230-051	SFR	\$14.94
405-255-003	SFR	\$14.94	408-203-013	VIND	\$74.70	408-230-052	SFR	\$14.94
405-255-004	SFR	\$14.94	408-230-001	SFR	\$14.94	408-230-053	SFR	\$14.94
405-255-005	SFR	\$14.94	408-230-002	SFR	\$14.94	408-230-054	SFR	\$14.94
405-256-001	SFR	\$14.94	408-230-003	SFR	\$14.94	408-230-055	SFR	\$14.94
405-261-001	SFR	\$14.94	408-230-004	SFR	\$14.94	408-230-056	SFR	\$14.94
405-261-002	SFR	\$14.94	408-230-005	SFR	\$14.94	408-230-057	SFR	\$14.94
405-261-003	SFR	\$14.94	408-230-006	SFR	\$14.94	408-230-058	SFR	\$14.94
405-261-004	SFR	\$14.94	408-230-007	SFR	\$14.94	408-230-059	SFR	\$14.94
405-261-005	SFR	\$14.94	408-230-008	SFR	\$14.94	408-230-060	SFR	\$14.94
405-261-006	SFR	\$14.94	408-230-009	SFR	\$14.94	408-230-061	SFR	\$14.94
405-261-007	SFR	\$14.94	408-230-010	SFR	\$14.94	408-230-062	SFR	\$14.94
405-261-008	SFR	\$14.94	408-230-011	SFR	\$14.94	408-230-063	SFR	\$14.94
405-261-009	SFR	\$14.94	408-230-012	SFR	\$14.94	408-230-064	SFR	\$14.94
405-261-010	SFR	\$14.94	408-230-013	SFR	\$14.94	408-230-065	SFR	\$14.94
405-261-011	SFR	\$14.94	408-230-014	SFR	\$14.94	408-230-066	SFR	\$14.94
405-261-012	SFR	\$14.94	408-230-015	SFR	\$14.94	408-230-067	SFR	\$14.94
405-261-013	SFR	\$14.94	408-230-016	SFR	\$14.94	408-230-068	SFR	\$14.94
405-262-001	SFR	\$14.94	408-230-017	SFR	\$14.94	408-230-069	SFR	\$14.94
405-262-002	SFR	\$14.94	408-230-018	SFR	\$14.94	408-230-070	SFR	\$14.94
405-263-001	SFR	\$14.94	408-230-019	SFR	\$14.94	408-230-071	SFR	\$14.94
405-263-002	SFR	\$14.94	408-230-020	SFR	\$14.94	408-230-072	SFR	\$14.94
405-263-003	SFR	\$14.94	408-230-021	SFR	\$14.94	408-230-073	SFR	\$14.94
405-263-004	SFR	\$14.94	408-230-022	SFR	\$14.94	408-230-074	SFR	\$14.94
405-263-005	SFR	\$14.94	408-230-023	SFR	\$14.94	408-230-075	SFR	\$14.94
405-263-006	SFR	\$14.94	408-230-024	SFR	\$14.94	408-230-076	SFR	\$14.94
405-263-007	SFR	\$14.94	408-230-025	SFR	\$14.94	408-230-077	SFR	\$14.94
405-263-008	SFR	\$14.94	408-230-026	SFR	\$14.94	408-230-078	SFR	\$14.94
405-263-009	SFR	\$14.94	408-230-027	SFR	\$14.94	408-230-079	SFR	\$14.94
405-263-010	SFR	\$14.94	408-230-028	SFR	\$14.94	408-230-080	SFR	\$14.94
408-082-001	IND	\$74.70	408-230-029	SFR	\$14.94	408-230-081	SFR	\$14.94
408-090-035	VIND	\$74.70	408-230-030	SFR	\$14.94	408-230-082	SFR	\$14.94
408-090-042	IND	\$74.70	408-230-031	SFR	\$14.94	408-230-083	SFR	\$14.94
408-090-046	VIND	\$74.70	408-230-032	SFR	\$14.94	408-230-084	SFR	\$14.94
408-090-047	IND	\$74.70	408-230-033	SFR	\$14.94	408-230-085	SFR	\$14.94
408-170-014	IND	\$74.70	408-230-034	SFR	\$14.94	408-230-086	SFR	\$14.94
408-170-017	IND	\$74.70	408-230-035	SFR	\$14.94	408-230-087	SFR	\$14.94
408-170-024	IND	\$74.70	408-230-036	SFR	\$14.94	408-240-001	SFR	\$14.94
408-170-046	VIND	\$74.70	408-230-037	SFR	\$14.94	408-240-002	SFR	\$14.94
408-170-048	IND	\$74.70	408-230-038	SFR	\$14.94	408-240-003	SFR	\$14.94
408-170-049	IND	\$74.70	408-230-039	SFR	\$14.94	408-240-004	SFR	\$14.94

Assessor's Parcel Number	Property Class	FY18-19 Service Charge	Assessor's Parcel Number	Property Class	FY18-19 Service Charge	Assessor's Parcel Number	Property Class	FY18-19 Service Charge
408-240-005	SFR	\$1 4.94	408-240-057	SFR	\$1 4.94	408-250-015	SFR	\$1 4.94
408-240-006	SFR	\$1 4.94	408-240-058	SFR	\$1 4.94	408-250-016	SFR	\$1 4.94
408-240-007	SFR	\$1 4.94	408-240-059	SFR	\$1 4.94	408-250-017	SFR	\$1 4.94
408-240-008	SFR	\$1 4.94	408-240-060	SFR	\$1 4.94	408-250-018	SFR	\$1 4.94
408-240-009	SFR	\$1 4.94	408-240-061	SFR	\$1 4.94	408-250-019	SFR	\$1 4.94
408-240-010	SFR	\$1 4.94	408-240-062	SFR	\$1 4.94	408-250-020	SFR	\$1 4.94
408-240-011	SFR	\$1 4.94	408-240-063	SFR	\$1 4.94	408-250-021	SFR	\$1 4.94
408-240-012	SFR	\$1 4.94	408-240-064	SFR	\$1 4.94	408-250-022	SFR	\$1 4.94
408-240-013	SFR	\$1 4.94	408-240-065	SFR	\$1 4.94	408-250-023	SFR	\$1 4.94
408-240-014	SFR	\$1 4.94	408-240-066	SFR	\$1 4.94	408-250-024	SFR	\$1 4.94
408-240-015	SFR	\$1 4.94	408-240-067	SFR	\$1 4.94	408-250-025	SFR	\$1 4.94
408-240-016	SFR	\$1 4.94	408-240-068	SFR	\$1 4.94	408-250-026	SFR	\$1 4.94
408-240-017	SFR	\$1 4.94	408-240-069	SFR	\$1 4.94	408-250-027	SFR	\$1 4.94
408-240-018	SFR	\$1 4.94	408-240-070	SFR	\$1 4.94	408-250-028	SFR	\$1 4.94
408-240-019	SFR	\$1 4.94	408-240-071	SFR	\$1 4.94	408-250-029	SFR	\$1 4.94
408-240-020	SFR	\$1 4.94	408-240-072	SFR	\$1 4.94	408-250-030	SFR	\$1 4.94
408-240-021	SFR	\$1 4.94	408-240-073	SFR	\$1 4.94	408-250-031	SFR	\$1 4.94
408-240-022	SFR	\$1 4.94	408-240-074	SFR	\$1 4.94	408-250-032	SFR	\$1 4.94
408-240-023	SFR	\$1 4.94	408-240-075	SFR	\$1 4.94	408-250-033	SFR	\$1 4.94
408-240-024	SFR	\$1 4.94	408-240-076	SFR	\$1 4.94	408-250-034	SFR	\$1 4.94
408-240-025	SFR	\$1 4.94	408-240-077	SFR	\$1 4.94	408-250-035	SFR	\$1 4.94
408-240-026	SFR	\$1 4.94	408-240-078	SFR	\$1 4.94	408-250-036	SFR	\$1 4.94
408-240-027	SFR	\$1 4.94	408-240-079	SFR	\$1 4.94	408-250-037	SFR	\$1 4.94
408-240-028	SFR	\$1 4.94	408-240-080	SFR	\$1 4.94	408-250-038	SFR	\$1 4.94
408-240-029	SFR	\$1 4.94	408-240-081	SFR	\$1 4.94	408-250-039	SFR	\$1 4.94
408-240-030	SFR	\$1 4.94	408-240-082	SFR	\$1 4.94	408-250-040	SFR	\$1 4.94
408-240-031	SFR	\$1 4.94	408-240-083	SFR	\$1 4.94	408-250-041	SFR	\$1 4.94
408-240-032	SFR	\$1 4.94	408-240-084	SFR	\$1 4.94	408-250-042	SFR	\$1 4.94
408-240-033	SFR	\$1 4.94	408-240-085	SFR	\$1 4.94	408-250-043	SFR	\$1 4.94
408-240-034	SFR	\$1 4.94	408-240-086	SFR	\$1 4.94	408-250-044	SFR	\$1 4.94
408-240-035	SFR	\$1 4.94	408-240-087	SFR	\$1 4.94	408-250-045	SFR	\$1 4.94
408-240-036	SFR	\$1 4.94	408-240-088	SFR	\$1 4.94	408-250-046	SFR	\$1 4.94
408-240-037	SFR	\$1 4.94	408-240-089	SFR	\$1 4.94	408-250-047	SFR	\$1 4.94
408-240-038	SFR	\$1 4.94	408-240-090	SFR	\$1 4.94	408-250-048	SFR	\$1 4.94
408-240-039	SFR	\$1 4.94	408-240-091	SFR	\$1 4.94	408-250-049	SFR	\$1 4.94
408-240-040	SFR	\$1 4.94	408-240-092	SFR	\$1 4.94	408-250-050	SFR	\$1 4.94
408-240-041	SFR	\$1 4.94	408-240-093	SFR	\$1 4.94	408-250-051	SFR	\$1 4.94
408-240-042	SFR	\$1 4.94	408-240-094	SFR	\$1 4.94	408-250-052	SFR	\$1 4.94
408-240-043	SFR	\$1 4.94	408-250-001	SFR	\$1 4.94	408-250-053	SFR	\$1 4.94
408-240-044	SFR	\$1 4.94	408-250-002	SFR	\$1 4.94	408-250-054	SFR	\$1 4.94
408-240-045	SFR	\$1 4.94	408-250-003	SFR	\$1 4.94	408-250-055	SFR	\$1 4.94
408-240-046	SFR	\$1 4.94	408-250-004	SFR	\$1 4.94	408-250-056	SFR	\$1 4.94
408-240-047	SFR	\$1 4.94	408-250-005	SFR	\$1 4.94	408-250-057	SFR	\$1 4.94
408-240-048	SFR	\$1 4.94	408-250-006	SFR	\$1 4.94	408-250-058	SFR	\$1 4.94
408-240-049	SFR	\$1 4.94	408-250-007	SFR	\$1 4.94	408-250-059	SFR	\$1 4.94
408-240-050	SFR	\$1 4.94	408-250-008	SFR	\$1 4.94	408-250-060	SFR	\$1 4.94
408-240-051	SFR	\$1 4.94	408-250-009	SFR	\$1 4.94	408-250-061	SFR	\$1 4.94
408-240-052	SFR	\$1 4.94	408-250-010	SFR	\$1 4.94	408-250-062	SFR	\$1 4.94
408-240-053	SFR	\$1 4.94	408-250-011	SFR	\$1 4.94	408-250-063	SFR	\$1 4.94
408-240-054	SFR	\$1 4.94	408-250-012	SFR	\$1 4.94	408-250-064	SFR	\$1 4.94
408-240-055	SFR	\$1 4.94	408-250-013	SFR	\$1 4.94	408-250-065	SFR	\$1 4.94
408-240-056	SFR	\$1 4.94	408-250-014	SFR	\$1 4.94	408-250-066	SFR	\$1 4.94

Assessor's Parcel Number	Property Class	FY18-19 Service Charge	Assessor's Parcel Number	Property Class	FY18-19 Service Charge	Assessor's Parcel Number	Property Class	FY18-19 Service Charge
408-250-067	SFR	\$14.94	409-021-007	VSFR	\$7.46	409-031-003	SFR	\$14.94
408-250-068	SFR	\$14.94	409-021-008	VSFR	\$7.46	409-031-004	VSFR	\$7.46
408-250-069	SFR	\$14.94	409-021-009	SFR	\$14.94	409-031-005	SFR	\$14.94
408-250-070	SFR	\$14.94	409-021-010	VSFR	\$7.46	409-031-006	SFR	\$14.94
408-250-071	SFR	\$14.94	409-021-011	SFR	\$14.94	409-031-007	SFR	\$14.94
408-250-072	SFR	\$14.94	409-021-012	SFR	\$14.94	409-031-008	SFR	\$14.94
408-250-073	SFR	\$14.94	409-021-013	MFR2	\$29.88	409-031-009	SFR	\$14.94
408-250-074	SFR	\$14.94	409-021-014	INST	\$74.70	409-031-013	SFR	\$14.94
408-250-075	SFR	\$14.94	409-021-019	SFR	\$14.94	409-031-014	SFR	\$14.94
408-250-076	SFR	\$14.94	409-021-026	SFR	\$14.94	409-031-015	SFR	\$14.94
408-250-077	SFR	\$14.94	409-021-027	VSFR	\$7.46	409-031-016	SFR	\$14.94
408-250-078	SFR	\$14.94	409-021-028	VSFR	\$7.46	409-032-001	SFR	\$14.94
408-250-079	SFR	\$14.94	409-021-029	SFR	\$14.94	409-032-002	SFR	\$14.94
408-260-001	CONDO	\$7.46	409-021-032	VSFR	\$7.46	409-032-003	SFR	\$14.94
408-260-002	CONDO	\$7.46	409-021-033	SFR	\$14.94	409-032-004	SFR	\$14.94
408-260-003	CONDO	\$7.46	409-021-034	VSFR	\$7.46	409-032-005	SFR	\$14.94
408-260-004	CONDO	\$7.46	409-021-035	SFR	\$14.94	409-032-006	VSFR	\$7.46
408-260-005	CONDO	\$7.46	409-021-036	SFR	\$14.94	409-032-007	SFR	\$14.94
408-260-006	CONDO	\$7.46	409-021-037	VSFR	\$7.46	409-032-008	SFR	\$14.94
408-260-008	CONDO	\$7.46	409-021-038	SFR	\$14.94	409-032-009	SFR	\$14.94
408-260-009	CONDO	\$7.46	409-021-039	SFR	\$14.94	409-032-010	SFR	\$14.94
408-260-010	CONDO	\$7.46	409-021-040	VSFR	\$7.46	409-032-011	MFR2	\$29.88
408-260-011	CONDO	\$7.46	409-021-041	VSFR	\$7.46	409-032-012	SFR	\$14.94
408-260-012	CONDO	\$7.46	409-022-001	SFR	\$14.94	409-032-013	VSFR	\$7.46
408-260-013	CONDO	\$7.46	409-022-004	SFR	\$14.94	409-032-014	MFR4	\$59.76
408-260-014	CONDO	\$7.46	409-022-005	MFR2	\$29.88	409-032-015	VSFR	\$7.46
409-011-001	SFR	\$14.94	409-022-006	MFR4	\$59.76	409-032-016	SFR	\$14.94
409-011-002	MFR2	\$29.88	409-022-007	SFR	\$14.94	409-032-019	VMFR	\$7.46
409-011-003	SFR	\$14.94	409-022-009	MFR5	\$74.70	409-032-021	SFR	\$14.94
409-011-004	MFR2	\$29.88	409-022-010	SFR	\$14.94	409-032-022	SFR	\$14.94
409-011-007	SFR	\$14.94	409-022-014	SFR	\$14.94	409-032-023	SFR	\$14.94
409-011-008	SFR	\$14.94	409-022-015	MFR	\$44.82	409-032-024	SFR	\$14.94
409-011-009	SFR	\$14.94	409-022-016	SFR	\$14.94	409-032-026	SFR	\$14.94
409-011-010	SFR	\$14.94	409-022-022	SFR	\$14.94	409-032-027	SFR	\$14.94
409-011-011	VSFR	\$7.46	409-022-023	SFR	\$14.94	409-032-028	SFR	\$14.94
409-011-012	VSFR	\$7.46	409-022-024	SFR	\$14.94	409-032-029	SFR	\$14.94
409-012-017	VMFR	\$7.46	409-022-025	SFR	\$14.94	409-032-030	SFR	\$14.94
409-012-019	SFR	\$14.94	409-022-026	SFR	\$14.94	409-032-031	SFR	\$14.94
409-012-020	SFR	\$14.94	409-022-027	SFR	\$14.94	409-032-032	SFR	\$14.94
409-012-021	SFR	\$14.94	409-022-028	SFR	\$14.94	409-032-033	SFR	\$14.94
409-012-022	SFR	\$14.94	409-022-029	SFR	\$14.94	409-033-001	VSFR	\$7.46
409-012-023	SFR	\$14.94	409-022-030	SFR	\$14.94	409-033-002	SFR	\$14.94
409-012-024	SFR	\$14.94	409-022-031	SFR	\$14.94	409-033-003	SFR	\$14.94
409-012-025	SFR	\$14.94	409-022-032	SFR	\$14.94	409-033-005	SFR	\$14.94
409-012-026	SFR	\$14.94	409-022-033	SFR	\$14.94	409-033-006	SFR	\$14.94
409-012-027	SFR	\$14.94	409-022-034	SFR	\$14.94	409-033-008	SFR	\$14.94
409-021-001	VSFR	\$7.46	409-022-035	VSFR	\$7.46	409-033-009	SFR	\$14.94
409-021-002	SFR	\$14.94	409-022-036	SFR	\$14.94	409-033-010	SFR	\$14.94
409-021-003	SFR	\$14.94	409-022-037	SFR	\$14.94	409-033-011	SFR	\$14.94
409-021-004	SFR	\$14.94	409-022-038	VSFR	\$7.46	409-033-012	VSFR	\$7.46
409-021-005	SFR	\$14.94	409-031-001	SFR	\$14.94	409-033-013	SFR	\$14.94
409-021-006	SFR	\$14.94	409-031-002	SFR	\$14.94	409-033-017	SFR	\$14.94

Assessor's Parcel Number	Property Class	FY18-19 Service Charge	Assessor's Parcel Number	Property Class	FY18-19 Service Charge	Assessor's Parcel Number	Property Class	FY18-19 Service Charge
409-033-018	SFR	\$14.94	409-051-009	MFR2	\$29.88	409-080-012	COM	\$74.70
409-033-019	SFR	\$14.94	409-051-010	SFR	\$14.94	409-080-014	VCOM	\$7.46
409-033-020	SFR	\$14.94	409-051-013	SFR	\$14.94	409-080-015	VCOM	\$7.46
409-033-021	SFR	\$14.94	409-051-014	MFR2	\$29.88	409-080-016	VCOM	\$7.46
409-033-023	VSFR	\$7.46	409-051-015	MFR2	\$29.88	409-080-019	SFR	\$14.94
409-033-024	SFR	\$14.94	409-051-016	SFR	\$14.94	409-080-020	COM	\$74.70
409-033-025	VSFR	\$7.46	409-051-017	MFR2	\$29.88	409-080-021	SFR	\$14.94
409-033-027	SFR	\$14.94	409-051-018	SFR	\$14.94	409-080-022	SFR	\$14.94
409-033-028	SFR	\$14.94	409-052-002	SFR	\$14.94	409-080-023	SFR	\$14.94
409-033-029	SFR	\$14.94	409-052-006	SFR	\$14.94	409-080-024	SFR	\$14.94
409-033-030	SFR	\$14.94	409-052-007	SFR	\$14.94	409-080-025	SFR	\$14.94
409-033-031	SFR	\$14.94	409-052-010	SFR	\$14.94	409-080-026	VCOM	\$7.46
409-033-032	SFR	\$14.94	409-052-011	SFR	\$14.94	409-090-001	SFR	\$14.94
409-041-004	SFR	\$14.94	409-052-012	SFR	\$14.94	409-090-004	SFR	\$14.94
409-041-005	MFR2	\$29.88	409-060-004	SFR	\$14.94	409-090-005	SFR	\$14.94
409-041-006	VSFR	\$7.46	409-060-007	MFR2	\$29.88	409-090-006	SFR	\$14.94
409-041-007	SFR	\$14.94	409-060-008	SFR	\$14.94	409-090-007	SFR	\$14.94
409-041-008	SFR	\$14.94	409-060-013	VMFR	\$7.46	409-090-009	SFR	\$14.94
409-041-012	VSFR	\$7.46	409-060-014	SFR	\$14.94	409-090-020	SFR	\$14.94
409-041-013	SFR	\$14.94	409-060-015	MFR2	\$29.88	409-090-022	SFR	\$14.94
409-041-014	SFR	\$14.94	409-060-017	SFR	\$14.94	409-090-023	SFR	\$14.94
409-041-015	VSFR	\$7.46	409-060-021	SFR	\$14.94	409-090-025	SFR	\$14.94
409-041-018	SFR	\$14.94	409-060-022	SFR	\$14.94	409-090-026	SFR	\$14.94
409-041-019	SFR	\$14.94	409-060-025	SFR	\$14.94	409-090-027	SFR	\$14.94
409-041-020	VSFR	\$7.46	409-060-028	SFR	\$14.94	409-090-028	SFR	\$14.94
409-041-021	SFR	\$14.94	409-060-029	VSFR	\$7.46	409-090-031	SFR	\$14.94
409-041-022	SFR	\$14.94	409-060-030	SFR	\$14.94	409-090-032	INST	\$74.70
409-042-004	SFR	\$14.94	409-060-031	SFR	\$14.94	409-100-005	SFR	\$14.94
409-042-006	SFR	\$14.94	409-060-032	SFR	\$14.94	409-100-006	SFR	\$14.94
409-042-007	SFR	\$14.94	409-060-033	SFR	\$14.94	409-100-007	SFR	\$14.94
409-042-008	SFR	\$14.94	409-060-034	SFR	\$14.94	409-100-010	SFR	\$14.94
409-042-009	MFR2	\$29.88	409-060-035	SFR	\$14.94	409-100-014	SFR	\$14.94
409-042-010	SFR	\$14.94	409-060-036	SFR	\$14.94	409-100-018	INST	\$74.70
409-042-011	VSFR	\$7.46	409-060-037	MFR2	\$29.88	409-100-023	SFR	\$14.94
409-042-013	VSFR	\$7.46	409-060-038	SFR	\$14.94	409-100-024	SFR	\$14.94
409-042-014	VIND	\$74.70	409-060-039	SFR	\$14.94	409-100-025	SFR	\$14.94
409-042-015	SFR	\$14.94	409-060-040	SFR	\$14.94	409-100-027	SFR	\$14.94
409-042-016	COM	\$74.70	409-060-041	SFR	\$14.94	409-100-028	SFR	\$14.94
409-042-017	MFR2	\$29.88	409-060-042	SFR	\$14.94	409-100-029	MFR2	\$29.88
409-042-018	VSFR	\$7.46	409-060-043	VSFR	\$7.46	409-100-030	SFR	\$14.94
409-042-019	VSFR	\$7.46	409-060-044	VSFR	\$7.46	409-110-001	SFR	\$14.94
409-042-020	VSFR	\$7.46	409-070-010	INST	\$74.70	409-110-002	MFR5	\$74.70
409-042-021	VSFR	\$7.46	409-070-027	MFR7	\$104.58	409-110-003	SFR	\$14.94
409-042-022	VSFR	\$7.46	409-070-028	COM	\$74.70	409-110-004	MFR4	\$59.76
409-042-023	SFR	\$14.94	409-080-001	VCOM	\$7.46	409-110-005	VSFR	\$7.46
409-042-024	SFR	\$14.94	409-080-002	SFR	\$14.94	409-110-006	SFR	\$14.94
409-051-001	MFR	\$44.82	409-080-005	VSFR	\$7.46	409-110-008	SFR	\$14.94
409-051-002	VSFR	\$7.46	409-080-006	SFR	\$14.94	409-110-009	SFR	\$14.94
409-051-003	SFR	\$14.94	409-080-007	SFR	\$14.94	409-110-010	SFR	\$14.94
409-051-004	SFR	\$14.94	409-080-008	MFR	\$44.82	409-110-011	COM	\$74.70
409-051-007	SFR	\$14.94	409-080-009	SFR	\$14.94	409-110-012	SFR	\$14.94
409-051-008	VCOM	\$7.46	409-080-010	MFR2	\$29.88	409-110-013	SFR	\$14.94

Assessor's Parcel Number	Property Class	FY18-19 Service Charge	Assessor's Parcel Number	Property Class	FY18-19 Service Charge	Assessor's Parcel Number	Property Class	FY18-19 Service Charge
409-110-014	MFR2	\$29.88	409-141-009	MFR5	\$74.70	409-161-009	SFR	\$14.94
409-110-016	SFR	\$14.94	409-141-010	MFR2	\$29.88	409-161-010	MFR2	\$29.88
409-110-017	SFR	\$14.94	409-141-011	MFR2	\$29.88	409-161-011	SFR	\$14.94
409-110-018	SFR	\$14.94	409-141-012	VSFR	\$7.46	409-161-013	SFR	\$14.94
409-110-019	SFR	\$14.94	409-141-013	INST	\$74.70	409-161-015	SFR	\$14.94
409-120-003	SFR	\$14.94	409-141-014	SFR	\$14.94	409-161-016	SFR	\$14.94
409-120-004	SFR	\$14.94	409-141-017	SFR	\$14.94	409-161-017	SFR	\$14.94
409-120-006	MFR2	\$29.88	409-141-018	SFR	\$14.94	409-161-018	SFR	\$14.94
409-120-007	SFR	\$14.94	409-141-021	SFR	\$14.94	409-161-019	SFR	\$14.94
409-120-008	SFR	\$14.94	409-141-022	SFR	\$14.94	409-161-020	SFR	\$14.94
409-120-009	SFR	\$14.94	409-141-023	SFR	\$14.94	409-161-021	SFR	\$14.94
409-120-011	VMFR	\$7.46	409-142-001	MFR2	\$29.88	409-161-022	VSFR	\$7.46
409-120-012	VSFR	\$7.46	409-142-002	SFR	\$14.94	409-161-023	SFR	\$14.94
409-120-016	SFR	\$14.94	409-142-003	MFR2	\$29.88	409-162-002	SFR	\$14.94
409-120-018	SFR	\$14.94	409-142-004	SFR	\$14.94	409-162-004	SFR	\$14.94
409-120-019	SFR	\$14.94	409-142-010	SFR	\$14.94	409-162-005	SFR	\$14.94
409-120-020	SFR	\$14.94	409-142-012	VSFR	\$7.46	409-162-007	SFR	\$14.94
409-120-021	SFR	\$14.94	409-142-014	VSFR	\$7.46	409-162-008	VSFR	\$7.46
409-120-023	SFR	\$14.94	409-142-015	VSFR	\$7.46	409-162-011	MFR2	\$29.88
409-120-024	SFR	\$14.94	409-142-016	VSFR	\$7.46	409-162-013	SFR	\$14.94
409-131-001	IND	\$74.70	409-151-001	SFR	\$14.94	409-162-014	SFR	\$14.94
409-131-002	IND	\$74.70	409-151-002	MFR2	\$29.88	409-162-015	SFR	\$14.94
409-131-006	MFR2	\$29.88	409-151-003	SFR	\$14.94	409-162-016	SFR	\$14.94
409-131-007	MFR2	\$29.88	409-151-004	SFR	\$14.94	409-162-017	SFR	\$14.94
409-131-008	SFR	\$14.94	409-151-006	SFR	\$14.94	409-162-019	SFR	\$14.94
409-131-009	SFR	\$14.94	409-151-010	SFR	\$14.94	409-162-020	SFR	\$14.94
409-131-010	VMFR	\$7.46	409-151-012	MFR2	\$29.88	409-162-021	SFR	\$14.94
409-131-011	SFR	\$14.94	409-151-013	MFR2	\$29.88	409-162-022	SFR	\$14.94
409-131-013	SFR	\$14.94	409-151-014	MFR2	\$29.88	409-162-023	SFR	\$14.94
409-131-014	VSFR	\$7.46	409-151-015	SFR	\$14.94	409-162-024	VSFR	\$7.46
409-131-015	VSFR	\$7.46	409-151-016	SFR	\$14.94	409-162-025	VSFR	\$7.46
409-131-017	SFR	\$14.94	409-151-017	MFR	\$44.82	409-171-002	SFR	\$14.94
409-131-018	SFR	\$14.94	409-151-018	SFR	\$14.94	409-171-003	SFR	\$14.94
409-131-019	VIND	\$74.70	409-151-019	SFR	\$14.94	409-171-005	SFR	\$14.94
409-131-022	SFR	\$14.94	409-152-001	COM	\$74.70	409-171-006	SFR	\$14.94
409-131-023	SFR	\$14.94	409-152-002	VMFR	\$7.46	409-171-007	SFR	\$14.94
409-131-024	SFR	\$14.94	409-152-006	SFR	\$14.94	409-171-008	SFR	\$14.94
409-132-001	SFR	\$14.94	409-152-018	SFR	\$14.94	409-171-009	SFR	\$14.94
409-132-002	VSFR	\$7.46	409-152-019	SFR	\$14.94	409-171-010	MFR2	\$29.88
409-132-003	SFR	\$14.94	409-152-022	COM	\$74.70	409-171-011	MFR4	\$59.76
409-132-004	SFR	\$14.94	409-152-023	SFR	\$14.94	409-171-012	VSFR	\$7.46
409-132-007	IND	\$74.70	409-152-024	SFR	\$14.94	409-171-017	MFR	\$44.82
409-132-009	SFR	\$14.94	409-152-025	SFR	\$14.94	409-171-018	VMFR	\$7.46
409-132-012	MFR2	\$29.88	409-152-027	SFR	\$14.94	409-171-019	MFR2	\$29.88
409-132-014	SFR	\$14.94	409-152-028	SFR	\$14.94	409-171-020	SFR	\$14.94
409-132-016	VMFR	\$7.46	409-152-030	SFR	\$14.94	409-171-023	VSFR	\$7.46
409-132-017	MFR2	\$29.88	409-152-031	SFR	\$14.94	409-171-024	VSFR	\$7.46
409-132-018	SFR	\$14.94	409-152-032	SFR	\$14.94	409-171-025	SFR	\$14.94
409-132-019	SFR	\$14.94	409-161-003	VMFR	\$7.46	409-172-001	VMFR	\$7.46
409-141-001	SFR	\$14.94	409-161-004	SFR	\$14.94	409-172-002	SFR	\$14.94
409-141-007	SFR	\$14.94	409-161-005	SFR	\$14.94	409-172-003	SFR	\$14.94
409-141-008	SFR	\$14.94	409-161-006	SFR	\$14.94	409-172-004	SFR	\$14.94

Assessor's Parcel Number	Property Class	FY18-19 Service Charge	Assessor's Parcel Number	Property Class	FY18-19 Service Charge	Assessor's Parcel Number	Property Class	FY18-19 Service Charge
409-172-005	MFR2	\$29.88	409-191-008	INST	\$74.70	409-210-018	SFR	\$14.94
409-172-014	SFR	\$14.94	409-191-012	MFR2	\$29.88	409-210-019	SFR	\$14.94
409-172-015	MFR2	\$29.88	409-191-014	SFR	\$14.94	409-220-001	VMFR	\$7.46
409-172-016	MFR2	\$29.88	409-191-015	MFR2	\$29.88	409-220-003	SFR	\$14.94
409-172-017	VMFR	\$7.46	409-192-001	VMFR	\$7.46	409-220-004	SFR	\$14.94
409-172-018	MFR2	\$29.88	409-192-002	SFR	\$14.94	409-220-005	SFR	\$14.94
409-172-019	VSFR	\$7.46	409-192-008	SFR	\$14.94	409-220-006	VSFR	\$7.46
409-172-020	MFR2	\$29.88	409-192-010	SFR	\$14.94	409-220-007	VSFR	\$7.46
409-172-021	SFR	\$14.94	409-192-011	SFR	\$14.94	409-220-008	VSFR	\$7.46
409-172-024	MFR2	\$29.88	409-192-013	SFR	\$14.94	409-220-011	SFR	\$14.94
409-172-025	SFR	\$14.94	409-192-014	SFR	\$14.94	409-220-012	SFR	\$14.94
409-172-026	SFR	\$14.94	409-192-015	SFR	\$14.94	409-220-013	SFR	\$14.94
409-172-027	VSFR	\$7.46	409-192-016	SFR	\$14.94	409-220-014	VMFR	\$7.46
409-172-028	VSFR	\$7.46	409-192-017	MFR2	\$29.88	409-220-015	SFR	\$14.94
409-181-001	MFR	\$44.82	409-192-021	SFR	\$14.94	409-220-016	INST	\$74.70
409-181-002	SFR	\$14.94	409-192-022	SFR	\$14.94	409-220-019	SFR	\$14.94
409-181-003	SFR	\$14.94	409-192-023	INST	\$74.70	409-220-020	SFR	\$14.94
409-181-006	MFR	\$44.82	409-192-024	SFR	\$14.94	409-220-021	SFR	\$14.94
409-181-007	SFR	\$14.94	409-192-025	SFR	\$14.94	409-220-025	SFR	\$14.94
409-181-008	VSFR	\$7.46	409-192-026	SFR	\$14.94	409-220-026	SFR	\$14.94
409-181-010	SFR	\$14.94	409-192-027	SFR	\$14.94	409-220-031	SFR	\$14.94
409-181-011	SFR	\$14.94	409-200-004	SFR	\$14.94	409-220-033	INST	\$74.70
409-181-012	SFR	\$14.94	409-200-005	SFR	\$14.94	409-220-036	MFR2	\$29.88
409-181-013	SFR	\$14.94	409-200-006	SFR	\$14.94	409-220-037	SFR	\$14.94
409-181-014	SFR	\$14.94	409-200-007	SFR	\$14.94	409-220-038	SFR	\$14.94
409-181-015	MFR2	\$29.88	409-200-009	VSFR	\$7.46	409-220-039	SFR	\$14.94
409-181-016	SFR	\$14.94	409-200-010	SFR	\$14.94	409-220-040	VSFR	\$7.46
409-181-020	SFR	\$14.94	409-200-011	SFR	\$14.94	409-220-041	SFR	\$14.94
409-181-021	MFR2	\$29.88	409-200-012	SFR	\$14.94	409-230-001	MFR2	\$29.88
409-181-022	SFR	\$14.94	409-200-013	SFR	\$14.94	409-230-002	SFR	\$14.94
409-181-025	SFR	\$14.94	409-200-015	VMFR	\$7.46	409-230-003	INST	\$74.70
409-182-003	SFR	\$14.94	409-200-017	SFR	\$14.94	409-230-004	SFR	\$14.94
409-182-006	SFR	\$14.94	409-200-019	SFR	\$14.94	409-230-005	SFR	\$14.94
409-182-007	MFR2	\$29.88	409-200-021	INST	\$74.70	409-230-006	SFR	\$14.94
409-182-008	MFR5	\$74.70	409-200-022	SFR	\$14.94	409-230-007	SFR	\$14.94
409-182-009	MFR5	\$74.70	409-200-023	SFR	\$14.94	409-230-008	SFR	\$14.94
409-182-011	MFR	\$44.82	409-200-024	VSFR	\$7.46	409-230-009	SFR	\$14.94
409-182-013	SFR	\$14.94	409-200-025	VSFR	\$7.46	409-230-010	MFR2	\$29.88
409-182-014	MFR	\$44.82	409-210-003	SFR	\$14.94	409-230-011	SFR	\$14.94
409-182-015	SFR	\$14.94	409-210-004	SFR	\$14.94	409-230-012	SFR	\$14.94
409-182-016	SFR	\$14.94	409-210-005	SFR	\$14.94	409-230-015	VMFR	\$7.46
409-182-017	SFR	\$14.94	409-210-006	SFR	\$14.94	409-230-016	SFR	\$14.94
409-182-018	SFR	\$14.94	409-210-007	SFR	\$14.94	409-230-021	SFR	\$14.94
409-182-019	VSFR	\$7.46	409-210-008	SFR	\$14.94	409-230-022	SFR	\$14.94
409-182-020	VMFR	\$7.46	409-210-009	SFR	\$14.94	409-230-023	SFR	\$14.94
409-182-021	SFR	\$14.94	409-210-010	SFR	\$14.94	409-230-024	SFR	\$14.94
409-182-022	SFR	\$14.94	409-210-012	SFR	\$14.94	409-230-026	SFR	\$14.94
409-182-023	VSFR	\$7.46	409-210-013	SFR	\$14.94	409-230-027	SFR	\$14.94
409-182-024	VSFR	\$7.46	409-210-014	SFR	\$14.94	409-230-028	MFR2	\$29.88
409-191-005	SFR	\$14.94	409-210-015	SFR	\$14.94	409-230-029	SFR	\$14.94
409-191-006	SFR	\$14.94	409-210-016	SFR	\$14.94	409-230-030	SFR	\$14.94
409-191-007	SFR	\$14.94	409-210-017	SFR	\$14.94	409-240-001	SFR	\$14.94



Assessor's Parcel Number	Property Class	FY18-19 Service Charge	Assessor's Parcel Number	Property Class	FY18-19 Service Charge	Assessor's Parcel Number	Property Class	FY18-19 Service Charge
409-240-002	MFR2	\$29.88	409-261-017	SFR	\$14.94	409-281-012	SFR	\$14.94
409-240-003	SFR	\$14.94	409-261-018	SFR	\$14.94	409-281-013	SFR	\$14.94
409-240-005	SFR	\$14.94	409-261-019	SFR	\$14.94	409-281-014	VMFR	\$7.46
409-240-006	SFR	\$14.94	409-261-020	SFR	\$14.94	409-281-015	MFR	\$44.82
409-240-011	VMFR	\$7.46	409-261-021	SFR	\$14.94	409-282-001	SFR	\$14.94
409-240-012	SFR	\$14.94	409-261-022	SFR	\$14.94	409-282-004	MFR2	\$29.88
409-240-013	SFR	\$14.94	409-261-023	SFR	\$14.94	409-282-006	VSFR	\$7.46
409-240-014	SFR	\$14.94	409-261-024	SFR	\$14.94	409-282-007	SFR	\$14.94
409-240-015	SFR	\$14.94	409-261-025	SFR	\$14.94	409-282-008	SFR	\$14.94
409-240-017	VMFR	\$7.46	409-262-002	SFR	\$14.94	409-282-012	SFR	\$14.94
409-240-018	SFR	\$14.94	409-262-010	MFR5	\$74.70	409-282-013	SFR	\$14.94
409-240-019	VMFR	\$7.46	409-262-012	VSFR	\$7.46	409-282-015	SFR	\$14.94
409-240-020	SFR	\$14.94	409-262-013	VSFR	\$7.46	409-282-016	SFR	\$14.94
409-240-021	MFR	\$44.82	409-262-015	VSFR	\$7.46	409-282-017	SFR	\$14.94
409-240-022	MFR2	\$29.88	409-262-016	SFR	\$14.94	409-282-020	SFR	\$14.94
409-240-023	SFR	\$14.94	409-262-017	VSFR	\$7.46	409-282-021	SFR	\$14.94
409-240-024	SFR	\$14.94	409-262-018	SFR	\$14.94	409-282-022	VSFR	\$7.46
409-240-026	MFR2	\$29.88	409-271-001	SFR	\$14.94	409-291-006	SFR	\$14.94
409-240-027	SFR	\$14.94	409-271-004	SFR	\$14.94	409-291-008	VSFR	\$7.46
409-240-028	SFR	\$14.94	409-271-005	VSFR	\$7.46	409-291-015	SFR	\$14.94
409-240-029	VSFR	\$7.46	409-271-006	SFR	\$14.94	409-291-017	MFR2	\$29.88
409-240-030	VSFR	\$7.46	409-271-007	VSFR	\$7.46	409-291-018	MFR2	\$29.88
409-251-001	SFR	\$14.94	409-271-010	SFR	\$14.94	409-291-019	IND	\$74.70
409-251-002	SFR	\$14.94	409-271-011	VCOM	\$7.46	409-292-002	SFR	\$14.94
409-251-003	SFR	\$14.94	409-271-012	SFR	\$14.94	409-292-003	VSFR	\$7.46
409-251-004	SFR	\$14.94	409-271-013	SFR	\$14.94	409-292-004	SFR	\$14.94
409-251-005	SFR	\$14.94	409-271-014	SFR	\$14.94	409-292-005	SFR	\$14.94
409-251-006	SFR	\$14.94	409-271-015	SFR	\$14.94	409-292-006	SFR	\$14.94
409-251-008	MFR2	\$29.88	409-271-016	SFR	\$14.94	409-311-004	VIND	\$74.70
409-251-009	MFR2	\$29.88	409-271-018	SFR	\$14.94	409-311-005	VIND	\$74.70
409-251-010	SFR	\$14.94	409-271-019	SFR	\$14.94	409-311-006	IND	\$74.70
409-251-011	SFR	\$14.94	409-271-020	SFR	\$14.94	409-311-008	VIND	\$74.70
409-251-012	SFR	\$14.94	409-271-021	VMFR	\$7.46	409-311-016	IND	\$74.70
409-251-013	SFR	\$14.94	409-271-022	SFR	\$14.94	409-311-017	IND	\$74.70
409-251-014	SFR	\$14.94	409-271-023	SFR	\$14.94	409-311-019	IND	\$74.70
409-251-015	SFR	\$14.94	409-271-024	SFR	\$14.94	409-311-020	IND	\$74.70
409-251-018	SFR	\$14.94	409-271-025	VSFR	\$7.46	409-311-021	IND	\$74.70
409-251-019	VSFR	\$7.46	409-272-002	SFR	\$14.94	409-312-003	IND	\$74.70
409-251-020	VSFR	\$7.46	409-272-003	SFR	\$14.94	409-313-006	VIND	\$74.70
409-251-021	VSFR	\$7.46	409-272-004	SFR	\$14.94	409-331-001	CONDO	\$7.46
409-252-006	MFR2	\$29.88	409-272-005	SFR	\$14.94	409-331-002	CONDO	\$7.46
409-252-011	INST	\$74.70	409-272-006	SFR	\$14.94	409-332-001	CONDO	\$7.46
409-261-005	SFR	\$14.94	409-272-007	VSFR	\$7.46	409-332-002	CONDO	\$7.46
409-261-007	SFR	\$14.94	409-272-010	VSFR	\$7.46	416-011-004	SFR	\$14.94
409-261-008	SFR	\$14.94	409-281-003	SFR	\$14.94	416-011-005	SFR	\$14.94
409-261-009	VSFR	\$7.46	409-281-004	SFR	\$14.94	416-011-006	SFR	\$14.94
409-261-010	VSFR	\$7.46	409-281-005	SFR	\$14.94	416-012-001	SFR	\$14.94
409-261-011	MFR2	\$29.88	409-281-006	MFR2	\$29.88	416-012-002	SFR	\$14.94
409-261-012	VMFR	\$7.46	409-281-007	SFR	\$14.94	416-012-005	SFR	\$14.94
409-261-013	SFR	\$14.94	409-281-009	SFR	\$14.94	416-012-006	SFR	\$14.94
409-261-014	SFR	\$14.94	409-281-010	SFR	\$14.94	416-012-007	SFR	\$14.94
409-261-016	VSFR	\$7.46	409-281-011	VSFR	\$7.46	416-012-008	SFR	\$14.94

Assessor's Parcel Number	Property Class	FY18-19 Service Charge	Assessor's Parcel Number	Property Class	FY18-19 Service Charge	Assessor's Parcel Number	Property Class	FY18-19 Service Charge
416-012-009	SFR	\$1 4.94	416-022-012	SFR	\$1 4.94	416-024-006	SFR	\$1 4.94
416-012-010	SFR	\$1 4.94	416-022-013	SFR	\$1 4.94	416-024-007	SFR	\$1 4.94
416-012-011	SFR	\$1 4.94	416-022-014	SFR	\$1 4.94	416-024-008	SFR	\$1 4.94
416-012-012	SFR	\$1 4.94	416-022-015	SFR	\$1 4.94	416-024-009	SFR	\$1 4.94
416-012-013	SFR	\$1 4.94	416-022-016	SFR	\$1 4.94	416-024-010	SFR	\$1 4.94
416-012-017	SFR	\$1 4.94	416-022-017	SFR	\$1 4.94	416-024-011	SFR	\$1 4.94
416-013-001	SFR	\$1 4.94	416-022-018	SFR	\$1 4.94	416-024-012	SFR	\$1 4.94
416-013-002	SFR	\$1 4.94	416-022-019	SFR	\$1 4.94	416-024-013	SFR	\$1 4.94
416-013-003	SFR	\$1 4.94	416-022-020	SFR	\$1 4.94	416-024-014	SFR	\$1 4.94
416-013-004	SFR	\$1 4.94	416-022-021	SFR	\$1 4.94	416-024-015	SFR	\$1 4.94
416-013-005	SFR	\$1 4.94	416-023-001	SFR	\$1 4.94	416-024-016	SFR	\$1 4.94
416-013-006	SFR	\$1 4.94	416-023-002	SFR	\$1 4.94	416-024-017	SFR	\$1 4.94
416-013-008	SFR	\$1 4.94	416-023-003	SFR	\$1 4.94	416-024-018	SFR	\$1 4.94
416-013-009	SFR	\$1 4.94	416-023-004	SFR	\$1 4.94	416-031-001	SFR	\$1 4.94
416-013-011	SFR	\$1 4.94	416-023-005	SFR	\$1 4.94	416-031-002	SFR	\$1 4.94
416-013-012	SFR	\$1 4.94	416-023-006	SFR	\$1 4.94	416-031-003	SFR	\$1 4.94
416-013-013	SFR	\$1 4.94	416-023-007	SFR	\$1 4.94	416-031-004	SFR	\$1 4.94
416-013-014	SFR	\$1 4.94	416-023-008	SFR	\$1 4.94	416-031-005	SFR	\$1 4.94
416-013-025	VSFR	\$7.46	416-023-009	SFR	\$1 4.94	416-031-006	SFR	\$1 4.94
416-013-026	SFR	\$1 4.94	416-023-010	SFR	\$1 4.94	416-031-007	SFR	\$1 4.94
416-013-027	SFR	\$1 4.94	416-023-011	SFR	\$1 4.94	416-031-008	SFR	\$1 4.94
416-021-001	SFR	\$1 4.94	416-023-012	SFR	\$1 4.94	416-031-009	SFR	\$1 4.94
416-021-002	SFR	\$1 4.94	416-023-013	SFR	\$1 4.94	416-031-010	SFR	\$1 4.94
416-021-003	SFR	\$1 4.94	416-023-014	SFR	\$1 4.94	416-031-011	SFR	\$1 4.94
416-021-004	SFR	\$1 4.94	416-023-015	SFR	\$1 4.94	416-031-012	SFR	\$1 4.94
416-021-005	SFR	\$1 4.94	416-023-016	SFR	\$1 4.94	416-031-013	SFR	\$1 4.94
416-021-006	SFR	\$1 4.94	416-023-017	SFR	\$1 4.94	416-031-014	SFR	\$1 4.94
416-021-007	SFR	\$1 4.94	416-023-018	SFR	\$1 4.94	416-031-015	SFR	\$1 4.94
416-021-008	SFR	\$1 4.94	416-023-019	SFR	\$1 4.94	416-031-016	SFR	\$1 4.94
416-021-009	SFR	\$1 4.94	416-023-020	SFR	\$1 4.94	416-031-017	SFR	\$1 4.94
416-021-010	SFR	\$1 4.94	416-023-021	SFR	\$1 4.94	416-031-018	SFR	\$1 4.94
416-021-011	SFR	\$1 4.94	416-023-022	SFR	\$1 4.94	416-031-019	SFR	\$1 4.94
416-021-012	SFR	\$1 4.94	416-023-023	SFR	\$1 4.94	416-031-020	SFR	\$1 4.94
416-021-013	SFR	\$1 4.94	416-023-024	SFR	\$1 4.94	416-031-021	SFR	\$1 4.94
416-021-014	SFR	\$1 4.94	416-023-025	SFR	\$1 4.94	416-031-022	SFR	\$1 4.94
416-021-015	SFR	\$1 4.94	416-023-026	SFR	\$1 4.94	416-031-023	SFR	\$1 4.94
416-021-016	SFR	\$1 4.94	416-023-027	SFR	\$1 4.94	416-031-024	SFR	\$1 4.94
416-021-017	SFR	\$1 4.94	416-023-028	SFR	\$1 4.94	416-031-025	SFR	\$1 4.94
416-021-018	SFR	\$1 4.94	416-023-029	SFR	\$1 4.94	416-031-026	SFR	\$1 4.94
416-021-019	SFR	\$1 4.94	416-023-030	SFR	\$1 4.94	416-031-027	SFR	\$1 4.94
416-021-020	SFR	\$1 4.94	416-023-031	SFR	\$1 4.94	416-031-028	SFR	\$1 4.94
416-021-021	SFR	\$1 4.94	416-023-032	SFR	\$1 4.94	416-031-029	SFR	\$1 4.94
416-021-022	SFR	\$1 4.94	416-023-033	SFR	\$1 4.94	416-031-030	SFR	\$1 4.94
416-021-023	SFR	\$1 4.94	416-023-034	SFR	\$1 4.94	416-031-031	SFR	\$1 4.94
416-021-024	SFR	\$1 4.94	416-023-035	SFR	\$1 4.94	416-031-032	SFR	\$1 4.94
416-022-001	SFR	\$1 4.94	416-023-036	SFR	\$1 4.94	416-032-001	SFR	\$1 4.94
416-022-002	SFR	\$1 4.94	416-023-037	SFR	\$1 4.94	416-032-002	SFR	\$1 4.94
416-022-003	SFR	\$1 4.94	416-024-001	SFR	\$1 4.94	416-032-003	SFR	\$1 4.94
416-022-004	SFR	\$1 4.94	416-024-002	SFR	\$1 4.94	416-032-004	SFR	\$1 4.94
416-022-009	SFR	\$1 4.94	416-024-003	SFR	\$1 4.94	416-032-005	SFR	\$1 4.94
416-022-010	SFR	\$1 4.94	416-024-004	SFR	\$1 4.94	416-032-006	SFR	\$1 4.94
416-022-011	SFR	\$1 4.94	416-024-005	SFR	\$1 4.94	416-032-007	SFR	\$1 4.94

Assessor's Parcel Number	Property Class	FY18-19 Service Charge	Assessor's Parcel Number	Property Class	FY18-19 Service Charge	Assessor's Parcel Number	Property Class	FY18-19 Service Charge
416-032-008	SFR	\$1 4.94	416-043-015	SFR	\$1 4.94	416-051-031	SFR	\$1 4.94
416-032-009	SFR	\$1 4.94	416-043-016	SFR	\$1 4.94	416-051-032	SFR	\$1 4.94
416-032-010	SFR	\$1 4.94	416-043-017	SFR	\$1 4.94	416-051-033	SFR	\$1 4.94
416-032-012	SFR	\$1 4.94	416-043-018	SFR	\$1 4.94	416-051-034	SFR	\$1 4.94
416-032-018	SFR	\$1 4.94	416-043-019	SFR	\$1 4.94	416-051-035	SFR	\$1 4.94
416-032-019	SFR	\$1 4.94	416-043-020	SFR	\$1 4.94	416-051-036	SFR	\$1 4.94
416-032-020	SFR	\$1 4.94	416-043-021	SFR	\$1 4.94	416-051-037	SFR	\$1 4.94
416-032-021	SFR	\$1 4.94	416-043-022	SFR	\$1 4.94	416-051-038	SFR	\$1 4.94
416-032-022	SFR	\$1 4.94	416-043-023	SFR	\$1 4.94	416-051-039	SFR	\$1 4.94
416-032-023	SFR	\$1 4.94	416-043-024	SFR	\$1 4.94	416-051-040	SFR	\$1 4.94
416-032-024	SFR	\$1 4.94	416-043-025	SFR	\$1 4.94	416-051-041	SFR	\$1 4.94
416-032-025	SFR	\$1 4.94	416-043-026	SFR	\$1 4.94	416-051-042	SFR	\$1 4.94
416-032-026	SFR	\$1 4.94	416-043-027	SFR	\$1 4.94	416-051-043	SFR	\$1 4.94
416-032-027	SFR	\$1 4.94	416-043-028	SFR	\$1 4.94	416-051-044	SFR	\$1 4.94
416-032-028	SFR	\$1 4.94	416-043-029	SFR	\$1 4.94	416-051-045	SFR	\$1 4.94
416-032-029	SFR	\$1 4.94	416-043-030	SFR	\$1 4.94	416-051-046	SFR	\$1 4.94
416-032-030	SFR	\$1 4.94	416-043-031	SFR	\$1 4.94	416-052-001	SFR	\$1 4.94
416-032-031	SFR	\$1 4.94	416-043-032	SFR	\$1 4.94	416-052-002	SFR	\$1 4.94
416-032-032	SFR	\$1 4.94	416-043-033	SFR	\$1 4.94	416-052-003	SFR	\$1 4.94
416-042-001	SFR	\$1 4.94	416-043-034	SFR	\$1 4.94	416-052-004	SFR	\$1 4.94
416-042-020	SFR	\$1 4.94	416-043-035	SFR	\$1 4.94	416-052-005	SFR	\$1 4.94
416-042-021	SFR	\$1 4.94	416-043-036	SFR	\$1 4.94	416-052-006	SFR	\$1 4.94
416-042-022	SFR	\$1 4.94	416-051-001	SFR	\$1 4.94	416-052-007	SFR	\$1 4.94
416-042-023	SFR	\$1 4.94	416-051-002	SFR	\$1 4.94	416-052-008	SFR	\$1 4.94
416-042-024	SFR	\$1 4.94	416-051-003	SFR	\$1 4.94	416-052-009	SFR	\$1 4.94
416-042-025	SFR	\$1 4.94	416-051-004	SFR	\$1 4.94	416-052-010	SFR	\$1 4.94
416-042-026	SFR	\$1 4.94	416-051-005	SFR	\$1 4.94	416-052-011	SFR	\$1 4.94
416-042-027	SFR	\$1 4.94	416-051-006	SFR	\$1 4.94	416-052-012	SFR	\$1 4.94
416-042-028	SFR	\$1 4.94	416-051-007	SFR	\$1 4.94	416-052-013	SFR	\$1 4.94
416-042-029	SFR	\$1 4.94	416-051-008	SFR	\$1 4.94	416-052-014	SFR	\$1 4.94
416-042-030	SFR	\$1 4.94	416-051-009	SFR	\$1 4.94	416-052-015	SFR	\$1 4.94
416-042-031	SFR	\$1 4.94	416-051-010	SFR	\$1 4.94	416-052-016	SFR	\$1 4.94
416-042-032	SFR	\$1 4.94	416-051-011	SFR	\$1 4.94	416-052-017	SFR	\$1 4.94
416-042-033	SFR	\$1 4.94	416-051-012	SFR	\$1 4.94	416-052-018	SFR	\$1 4.94
416-042-034	SFR	\$1 4.94	416-051-013	SFR	\$1 4.94	416-052-019	SFR	\$1 4.94
416-042-035	SFR	\$1 4.94	416-051-014	SFR	\$1 4.94	416-052-020	SFR	\$1 4.94
416-042-036	SFR	\$1 4.94	416-051-015	SFR	\$1 4.94	416-052-021	SFR	\$1 4.94
416-042-037	SFR	\$1 4.94	416-051-016	SFR	\$1 4.94	416-052-022	SFR	\$1 4.94
416-043-001	SFR	\$1 4.94	416-051-017	SFR	\$1 4.94	416-052-023	SFR	\$1 4.94
416-043-002	SFR	\$1 4.94	416-051-018	SFR	\$1 4.94	416-052-024	SFR	\$1 4.94
416-043-003	SFR	\$1 4.94	416-051-019	SFR	\$1 4.94	416-052-025	SFR	\$1 4.94
416-043-004	SFR	\$1 4.94	416-051-020	SFR	\$1 4.94	416-052-026	SFR	\$1 4.94
416-043-005	SFR	\$1 4.94	416-051-021	SFR	\$1 4.94	416-052-027	SFR	\$1 4.94
416-043-006	SFR	\$1 4.94	416-051-022	SFR	\$1 4.94	416-052-028	SFR	\$1 4.94
416-043-007	SFR	\$1 4.94	416-051-023	SFR	\$1 4.94	416-052-029	SFR	\$1 4.94
416-043-008	VSFR	\$7.46	416-051-024	SFR	\$1 4.94	416-052-030	SFR	\$1 4.94
416-043-009	SFR	\$1 4.94	416-051-025	SFR	\$1 4.94	416-052-031	SFR	\$1 4.94
416-043-010	SFR	\$1 4.94	416-051-026	SFR	\$1 4.94	416-052-032	SFR	\$1 4.94
416-043-011	SFR	\$1 4.94	416-051-027	SFR	\$1 4.94	416-052-033	SFR	\$1 4.94
416-043-012	SFR	\$1 4.94	416-051-028	SFR	\$1 4.94	416-052-034	SFR	\$1 4.94
416-043-013	SFR	\$1 4.94	416-051-029	SFR	\$1 4.94	416-052-035	SFR	\$1 4.94
416-043-014	SFR	\$1 4.94	416-051-030	SFR	\$1 4.94	416-052-036	SFR	\$1 4.94

Assessor's Parcel Number	Property Class	FY18-19 Service Charge	Assessor's Parcel Number	Property Class	FY18-19 Service Charge	Assessor's Parcel Number	Property Class	FY18-19 Service Charge
416-052-037	SFR	\$1 4.94	416-061-025	SFR	\$1 4.94	416-062-014	SFR	\$1 4.94
416-052-038	SFR	\$1 4.94	416-061-026	SFR	\$1 4.94	416-062-015	SFR	\$1 4.94
416-052-039	SFR	\$1 4.94	416-061-027	SFR	\$1 4.94	416-062-016	SFR	\$1 4.94
416-052-040	SFR	\$1 4.94	416-061-028	SFR	\$1 4.94	416-062-017	SFR	\$1 4.94
416-052-041	SFR	\$1 4.94	416-061-029	SFR	\$1 4.94	416-062-018	SFR	\$1 4.94
416-052-042	SFR	\$1 4.94	416-061-030	SFR	\$1 4.94	416-062-019	SFR	\$1 4.94
416-052-043	SFR	\$1 4.94	416-061-031	SFR	\$1 4.94	416-062-020	SFR	\$1 4.94
416-052-044	SFR	\$1 4.94	416-061-032	SFR	\$1 4.94	416-062-021	SFR	\$1 4.94
416-052-045	SFR	\$1 4.94	416-061-033	SFR	\$1 4.94	416-062-022	SFR	\$1 4.94
416-052-046	SFR	\$1 4.94	416-061-034	SFR	\$1 4.94	416-062-023	SFR	\$1 4.94
416-052-047	SFR	\$1 4.94	416-061-035	SFR	\$1 4.94	416-062-024	SFR	\$1 4.94
416-052-048	SFR	\$1 4.94	416-061-036	SFR	\$1 4.94	416-062-025	SFR	\$1 4.94
416-052-049	SFR	\$1 4.94	416-061-037	SFR	\$1 4.94	416-062-026	SFR	\$1 4.94
416-052-050	SFR	\$1 4.94	416-061-038	SFR	\$1 4.94	416-062-027	SFR	\$1 4.94
416-052-051	SFR	\$1 4.94	416-061-039	SFR	\$1 4.94	416-062-028	SFR	\$1 4.94
416-052-052	SFR	\$1 4.94	416-061-040	SFR	\$1 4.94	416-062-029	SFR	\$1 4.94
416-052-053	SFR	\$1 4.94	416-061-041	SFR	\$1 4.94	416-062-030	SFR	\$1 4.94
416-052-054	SFR	\$1 4.94	416-061-042	SFR	\$1 4.94	416-062-031	SFR	\$1 4.94
416-052-055	SFR	\$1 4.94	416-061-043	SFR	\$1 4.94	416-062-032	SFR	\$1 4.94
416-052-056	SFR	\$1 4.94	416-061-044	SFR	\$1 4.94	416-062-033	SFR	\$1 4.94
416-052-057	SFR	\$1 4.94	416-061-045	SFR	\$1 4.94	416-062-034	SFR	\$1 4.94
416-052-058	SFR	\$1 4.94	416-061-046	SFR	\$1 4.94	416-062-035	SFR	\$1 4.94
416-052-059	SFR	\$1 4.94	416-061-047	SFR	\$1 4.94	416-062-036	SFR	\$1 4.94
416-052-060	SFR	\$1 4.94	416-061-048	SFR	\$1 4.94	416-062-037	SFR	\$1 4.94
416-052-061	SFR	\$1 4.94	416-061-049	SFR	\$1 4.94	416-062-038	SFR	\$1 4.94
416-052-062	SFR	\$1 4.94	416-061-050	SFR	\$1 4.94	416-062-039	SFR	\$1 4.94
416-052-063	SFR	\$1 4.94	416-061-051	SFR	\$1 4.94	416-062-040	SFR	\$1 4.94
416-052-064	SFR	\$1 4.94	416-061-052	SFR	\$1 4.94	416-062-041	SFR	\$1 4.94
416-061-001	SFR	\$1 4.94	416-061-053	SFR	\$1 4.94	416-062-042	SFR	\$1 4.94
416-061-002	SFR	\$1 4.94	416-061-054	SFR	\$1 4.94	416-062-043	SFR	\$1 4.94
416-061-003	SFR	\$1 4.94	416-061-055	SFR	\$1 4.94	416-062-044	SFR	\$1 4.94
416-061-004	SFR	\$1 4.94	416-061-056	SFR	\$1 4.94	416-062-045	SFR	\$1 4.94
416-061-005	SFR	\$1 4.94	416-061-057	SFR	\$1 4.94	416-062-046	SFR	\$1 4.94
416-061-006	SFR	\$1 4.94	416-061-058	SFR	\$1 4.94	416-063-002	SFR	\$1 4.94
416-061-007	SFR	\$1 4.94	416-061-059	SFR	\$1 4.94	416-063-003	SFR	\$1 4.94
416-061-008	SFR	\$1 4.94	416-061-060	SFR	\$1 4.94	416-063-004	SFR	\$1 4.94
416-061-009	SFR	\$1 4.94	416-061-061	SFR	\$1 4.94	416-063-005	SFR	\$1 4.94
416-061-010	SFR	\$1 4.94	416-061-062	SFR	\$1 4.94	416-063-006	SFR	\$1 4.94
416-061-011	SFR	\$1 4.94	416-061-063	SFR	\$1 4.94	416-063-007	SFR	\$1 4.94
416-061-012	SFR	\$1 4.94	416-062-001	SFR	\$1 4.94	416-063-008	SFR	\$1 4.94
416-061-013	SFR	\$1 4.94	416-062-002	SFR	\$1 4.94	416-063-009	SFR	\$1 4.94
416-061-014	SFR	\$1 4.94	416-062-003	SFR	\$1 4.94	416-063-010	SFR	\$1 4.94
416-061-015	SFR	\$1 4.94	416-062-004	SFR	\$1 4.94	416-063-011	SFR	\$1 4.94
416-061-016	SFR	\$1 4.94	416-062-005	SFR	\$1 4.94	416-063-012	SFR	\$1 4.94
416-061-017	SFR	\$1 4.94	416-062-006	SFR	\$1 4.94	416-063-013	SFR	\$1 4.94
416-061-018	SFR	\$1 4.94	416-062-007	SFR	\$1 4.94	416-063-014	SFR	\$1 4.94
416-061-019	SFR	\$1 4.94	416-062-008	SFR	\$1 4.94	416-063-015	SFR	\$1 4.94
416-061-020	SFR	\$1 4.94	416-062-009	SFR	\$1 4.94	416-063-016	SFR	\$1 4.94
416-061-021	SFR	\$1 4.94	416-062-010	SFR	\$1 4.94	416-063-017	SFR	\$1 4.94
416-061-022	SFR	\$1 4.94	416-062-011	SFR	\$1 4.94	416-063-018	SFR	\$1 4.94
416-061-023	SFR	\$1 4.94	416-062-012	SFR	\$1 4.94	416-063-019	SFR	\$1 4.94
416-061-024	SFR	\$1 4.94	416-062-013	SFR	\$1 4.94	416-063-020	SFR	\$1 4.94

Assessor's Parcel Number	Property Class	FY18-19 Service Charge	Assessor's Parcel Number	Property Class	FY18-19 Service Charge	Assessor's Parcel Number	Property Class	FY18-19 Service Charge
416-063-021	SFR	\$1 4.94	416-072-009	SFR	\$1 4.94	416-074-050	SFR	\$1 4.94
416-063-022	SFR	\$1 4.94	416-072-010	SFR	\$1 4.94	416-074-051	SFR	\$1 4.94
416-063-023	SFR	\$1 4.94	416-072-011	SFR	\$1 4.94	416-074-052	SFR	\$1 4.94
416-071-001	SFR	\$1 4.94	416-072-012	SFR	\$1 4.94	416-074-053	SFR	\$1 4.94
416-071-002	SFR	\$1 4.94	416-072-013	SFR	\$1 4.94	416-074-054	SFR	\$1 4.94
416-071-003	SFR	\$1 4.94	416-072-014	SFR	\$1 4.94	416-081-001	SFR	\$1 4.94
416-071-004	SFR	\$1 4.94	416-072-015	SFR	\$1 4.94	416-081-002	SFR	\$1 4.94
416-071-005	SFR	\$1 4.94	416-072-016	SFR	\$1 4.94	416-081-003	SFR	\$1 4.94
416-071-006	SFR	\$1 4.94	416-072-017	SFR	\$1 4.94	416-081-004	SFR	\$1 4.94
416-071-007	SFR	\$1 4.94	416-072-018	SFR	\$1 4.94	416-081-005	SFR	\$1 4.94
416-071-008	SFR	\$1 4.94	416-072-019	SFR	\$1 4.94	416-081-006	SFR	\$1 4.94
416-071-009	SFR	\$1 4.94	416-072-020	SFR	\$1 4.94	416-081-007	SFR	\$1 4.94
416-071-010	SFR	\$1 4.94	416-072-021	SFR	\$1 4.94	416-081-008	SFR	\$1 4.94
416-071-011	SFR	\$1 4.94	416-072-022	SFR	\$1 4.94	416-081-009	SFR	\$1 4.94
416-071-012	SFR	\$1 4.94	416-072-023	SFR	\$1 4.94	416-081-010	SFR	\$1 4.94
416-071-013	SFR	\$1 4.94	416-072-024	SFR	\$1 4.94	416-081-011	SFR	\$1 4.94
416-071-014	SFR	\$1 4.94	416-072-025	SFR	\$1 4.94	416-081-012	SFR	\$1 4.94
416-071-015	SFR	\$1 4.94	416-072-026	SFR	\$1 4.94	416-081-013	SFR	\$1 4.94
416-071-016	SFR	\$1 4.94	416-072-027	SFR	\$1 4.94	416-081-014	SFR	\$1 4.94
416-071-017	SFR	\$1 4.94	416-072-028	SFR	\$1 4.94	416-081-015	SFR	\$1 4.94
416-071-018	SFR	\$1 4.94	416-072-029	SFR	\$1 4.94	416-081-016	SFR	\$1 4.94
416-071-019	SFR	\$1 4.94	416-072-030	SFR	\$1 4.94	416-081-017	SFR	\$1 4.94
416-071-020	SFR	\$1 4.94	416-072-031	SFR	\$1 4.94	416-081-018	SFR	\$1 4.94
416-071-021	SFR	\$1 4.94	416-073-003	MFR7	\$104.58	416-081-019	SFR	\$1 4.94
416-071-022	SFR	\$1 4.94	416-074-006	INST	\$74.70	416-081-020	SFR	\$1 4.94
416-071-023	SFR	\$1 4.94	416-074-020	SFR	\$1 4.94	416-081-021	SFR	\$1 4.94
416-071-024	SFR	\$1 4.94	416-074-021	SFR	\$1 4.94	416-081-022	SFR	\$1 4.94
416-071-025	SFR	\$1 4.94	416-074-022	SFR	\$1 4.94	416-081-023	SFR	\$1 4.94
416-071-026	SFR	\$1 4.94	416-074-023	SFR	\$1 4.94	416-081-024	SFR	\$1 4.94
416-071-027	SFR	\$1 4.94	416-074-024	SFR	\$1 4.94	416-081-025	SFR	\$1 4.94
416-071-028	SFR	\$1 4.94	416-074-025	SFR	\$1 4.94	416-081-026	SFR	\$1 4.94
416-071-029	SFR	\$1 4.94	416-074-026	SFR	\$1 4.94	416-081-027	SFR	\$1 4.94
416-071-030	SFR	\$1 4.94	416-074-027	SFR	\$1 4.94	416-081-028	SFR	\$1 4.94
416-071-031	SFR	\$1 4.94	416-074-028	SFR	\$1 4.94	416-081-029	SFR	\$1 4.94
416-071-032	SFR	\$1 4.94	416-074-029	SFR	\$1 4.94	416-081-030	SFR	\$1 4.94
416-071-033	SFR	\$1 4.94	416-074-030	SFR	\$1 4.94	416-081-031	SFR	\$1 4.94
416-071-034	SFR	\$1 4.94	416-074-031	SFR	\$1 4.94	416-081-032	SFR	\$1 4.94
416-071-035	SFR	\$1 4.94	416-074-032	SFR	\$1 4.94	416-081-033	SFR	\$1 4.94
416-071-036	SFR	\$1 4.94	416-074-033	SFR	\$1 4.94	416-081-034	SFR	\$1 4.94
416-071-037	SFR	\$1 4.94	416-074-034	SFR	\$1 4.94	416-081-035	SFR	\$1 4.94
416-071-038	SFR	\$1 4.94	416-074-035	SFR	\$1 4.94	416-081-036	SFR	\$1 4.94
416-071-039	SFR	\$1 4.94	416-074-036	SFR	\$1 4.94	416-081-037	SFR	\$1 4.94
416-071-040	SFR	\$1 4.94	416-074-037	SFR	\$1 4.94	416-081-038	SFR	\$1 4.94
416-071-041	SFR	\$1 4.94	416-074-038	SFR	\$1 4.94	416-081-039	SFR	\$1 4.94
416-072-001	SFR	\$1 4.94	416-074-042	SFR	\$1 4.94	416-081-040	SFR	\$1 4.94
416-072-002	SFR	\$1 4.94	416-074-043	SFR	\$1 4.94	416-081-041	SFR	\$1 4.94
416-072-003	SFR	\$1 4.94	416-074-044	SFR	\$1 4.94	416-081-042	SFR	\$1 4.94
416-072-004	SFR	\$1 4.94	416-074-045	SFR	\$1 4.94	416-081-043	SFR	\$1 4.94
416-072-005	SFR	\$1 4.94	416-074-046	SFR	\$1 4.94	416-081-044	SFR	\$1 4.94
416-072-006	SFR	\$1 4.94	416-074-047	SFR	\$1 4.94	416-081-045	SFR	\$1 4.94
416-072-007	SFR	\$1 4.94	416-074-048	SFR	\$1 4.94	416-081-046	SFR	\$1 4.94
416-072-008	SFR	\$1 4.94	416-074-049	SFR	\$1 4.94	416-081-047	SFR	\$1 4.94

Assessor's Parcel Number	Property Class	FY18-19 Service Charge	Assessor's Parcel Number	Property Class	FY18-19 Service Charge	Assessor's Parcel Number	Property Class	FY18-19 Service Charge
416-081-048	SFR	\$1 4.94	416-091-031	SFR	\$1 4.94	418-061-003	SFR	\$1 4.94
416-081-049	SFR	\$1 4.94	416-091-032	SFR	\$1 4.94	418-061-004	SFR	\$1 4.94
416-081-050	SFR	\$1 4.94	416-091-033	SFR	\$1 4.94	418-061-005	SFR	\$1 4.94
416-081-051	SFR	\$1 4.94	416-091-034	SFR	\$1 4.94	418-061-006	SFR	\$1 4.94
416-081-052	SFR	\$1 4.94	416-091-035	SFR	\$1 4.94	418-061-007	SFR	\$1 4.94
416-082-001	SFR	\$1 4.94	416-092-001	SFR	\$1 4.94	418-061-008	SFR	\$1 4.94
416-082-002	SFR	\$1 4.94	416-092-002	SFR	\$1 4.94	418-061-009	SFR	\$1 4.94
416-082-003	SFR	\$1 4.94	416-092-003	SFR	\$1 4.94	418-061-010	SFR	\$1 4.94
416-082-004	SFR	\$1 4.94	416-092-004	SFR	\$1 4.94	418-061-011	SFR	\$1 4.94
416-082-005	SFR	\$1 4.94	416-092-005	SFR	\$1 4.94	418-061-012	SFR	\$1 4.94
416-082-006	SFR	\$1 4.94	416-092-006	SFR	\$1 4.94	418-061-013	SFR	\$1 4.94
416-082-007	SFR	\$1 4.94	416-092-007	SFR	\$1 4.94	418-061-014	SFR	\$1 4.94
416-082-008	SFR	\$1 4.94	416-092-008	SFR	\$1 4.94	418-061-015	SFR	\$1 4.94
416-082-009	SFR	\$1 4.94	416-092-009	SFR	\$1 4.94	418-061-016	MFR2	\$29.88
416-082-010	SFR	\$1 4.94	416-092-010	SFR	\$1 4.94	418-061-017	SFR	\$1 4.94
416-082-011	SFR	\$1 4.94	416-092-011	SFR	\$1 4.94	418-061-018	SFR	\$1 4.94
416-082-012	SFR	\$1 4.94	416-092-012	SFR	\$1 4.94	418-061-019	SFR	\$1 4.94
416-082-013	SFR	\$1 4.94	416-092-013	SFR	\$1 4.94	418-061-020	SFR	\$1 4.94
416-082-014	SFR	\$1 4.94	416-092-014	SFR	\$1 4.94	418-061-021	SFR	\$1 4.94
416-082-015	SFR	\$1 4.94	416-092-015	SFR	\$1 4.94	418-061-022	SFR	\$1 4.94
416-082-016	SFR	\$1 4.94	416-092-016	SFR	\$1 4.94	418-062-001	SFR	\$1 4.94
416-082-017	SFR	\$1 4.94	416-092-017	SFR	\$1 4.94	418-062-002	SFR	\$1 4.94
416-091-001	SFR	\$1 4.94	416-092-018	SFR	\$1 4.94	418-062-003	SFR	\$1 4.94
416-091-002	SFR	\$1 4.94	416-092-019	SFR	\$1 4.94	418-062-004	MFR2	\$29.88
416-091-003	SFR	\$1 4.94	416-092-020	SFR	\$1 4.94	418-062-005	SFR	\$1 4.94
416-091-004	SFR	\$1 4.94	416-092-021	SFR	\$1 4.94	418-062-006	SFR	\$1 4.94
416-091-005	SFR	\$1 4.94	416-092-022	SFR	\$1 4.94	418-062-007	SFR	\$1 4.94
416-091-006	SFR	\$1 4.94	416-092-023	SFR	\$1 4.94	418-062-008	MFR	\$44.82
416-091-007	SFR	\$1 4.94	416-092-024	SFR	\$1 4.94	418-062-009	SFR	\$1 4.94
416-091-008	SFR	\$1 4.94	416-092-025	SFR	\$1 4.94	418-062-010	SFR	\$1 4.94
416-091-009	SFR	\$1 4.94	416-092-026	SFR	\$1 4.94	418-062-011	SFR	\$1 4.94
416-091-010	SFR	\$1 4.94	416-092-027	SFR	\$1 4.94	418-062-012	SFR	\$1 4.94
416-091-011	SFR	\$1 4.94	416-092-028	SFR	\$1 4.94	418-062-013	SFR	\$1 4.94
416-091-012	SFR	\$1 4.94	416-092-029	SFR	\$1 4.94	418-062-014	SFR	\$1 4.94
416-091-013	SFR	\$1 4.94	416-092-030	SFR	\$1 4.94	418-062-015	SFR	\$1 4.94
416-091-014	SFR	\$1 4.94	416-092-031	SFR	\$1 4.94	418-062-016	SFR	\$1 4.94
416-091-015	SFR	\$1 4.94	416-092-032	SFR	\$1 4.94	418-063-001	SFR	\$1 4.94
416-091-016	SFR	\$1 4.94	416-092-033	SFR	\$1 4.94	418-063-002	SFR	\$1 4.94
416-091-017	SFR	\$1 4.94	416-092-034	SFR	\$1 4.94	418-063-003	SFR	\$1 4.94
416-091-018	SFR	\$1 4.94	416-092-035	SFR	\$1 4.94	418-063-004	SFR	\$1 4.94
416-091-019	SFR	\$1 4.94	416-092-036	SFR	\$1 4.94	418-063-005	SFR	\$1 4.94
416-091-020	SFR	\$1 4.94	416-092-037	SFR	\$1 4.94	418-063-006	SFR	\$1 4.94
416-091-021	SFR	\$1 4.94	416-092-038	SFR	\$1 4.94	418-063-007	SFR	\$1 4.94
416-091-022	SFR	\$1 4.94	416-092-039	SFR	\$1 4.94	418-063-008	SFR	\$1 4.94
416-091-023	SFR	\$1 4.94	416-092-040	SFR	\$1 4.94	418-063-009	SFR	\$1 4.94
416-091-024	SFR	\$1 4.94	416-092-041	SFR	\$1 4.94	418-063-010	SFR	\$1 4.94
416-091-025	SFR	\$1 4.94	416-092-042	SFR	\$1 4.94	418-063-011	SFR	\$1 4.94
416-091-026	SFR	\$1 4.94	418-021-002	SFR	\$1 4.94	418-071-001	SFR	\$1 4.94
416-091-027	SFR	\$1 4.94	418-021-003	SFR	\$1 4.94	418-071-002	SFR	\$1 4.94
416-091-028	SFR	\$1 4.94	418-021-007	VSFR	\$7.46	418-071-003	SFR	\$1 4.94
416-091-029	SFR	\$1 4.94	418-061-001	SFR	\$1 4.94	418-071-004	SFR	\$1 4.94
416-091-030	SFR	\$1 4.94	418-061-002	SFR	\$1 4.94	418-071-005	SFR	\$1 4.94

Assessor's Parcel Number	Property Class	FY18-19 Service Charge	Assessor's Parcel Number	Property Class	FY18-19 Service Charge	Assessor's Parcel Number	Property Class	FY18-19 Service Charge
418-071-006	SFR	\$1 4.94	418-080-014	SFR	\$1 4.94	418-100-018	SFR	\$1 4.94
418-071-007	SFR	\$1 4.94	418-080-016	SFR	\$1 4.94	418-100-020	SFR	\$1 4.94
418-071-008	SFR	\$1 4.94	418-080-017	SFR	\$1 4.94	418-100-021	SFR	\$1 4.94
418-071-009	SFR	\$1 4.94	418-080-018	SFR	\$1 4.94	418-100-022	VSFR	\$7.46
418-071-010	SFR	\$1 4.94	418-080-019	SFR	\$1 4.94	418-100-023	VSFR	\$7.46
418-071-012	SFR	\$1 4.94	418-080-020	SFR	\$1 4.94	418-100-024	SFR	\$1 4.94
418-071-013	SFR	\$1 4.94	418-080-021	SFR	\$1 4.94	418-100-025	SFR	\$1 4.94
418-071-014	SFR	\$1 4.94	418-080-022	SFR	\$1 4.94	418-100-026	SFR	\$1 4.94
418-071-015	SFR	\$1 4.94	418-080-023	SFR	\$1 4.94	418-100-027	SFR	\$1 4.94
418-071-016	SFR	\$1 4.94	418-080-024	SFR	\$1 4.94	418-100-028	SFR	\$1 4.94
418-071-017	SFR	\$1 4.94	418-080-025	SFR	\$1 4.94	418-100-029	SFR	\$1 4.94
418-071-018	SFR	\$1 4.94	418-080-026	SFR	\$1 4.94	418-100-030	SFR	\$1 4.94
418-071-019	SFR	\$1 4.94	418-090-001	SFR	\$1 4.94	418-100-031	SFR	\$1 4.94
418-071-020	SFR	\$1 4.94	418-090-006	SFR	\$1 4.94	418-100-032	SFR	\$1 4.94
418-071-021	SFR	\$1 4.94	418-090-007	SFR	\$1 4.94	418-100-033	SFR	\$1 4.94
418-071-022	SFR	\$1 4.94	418-090-008	SFR	\$1 4.94	418-100-034	SFR	\$1 4.94
418-071-024	SFR	\$1 4.94	418-090-009	VSFR	\$7.46	418-100-035	SFR	\$1 4.94
418-071-026	MFR2	\$29.88	418-090-010	SFR	\$1 4.94	418-100-036	SFR	\$1 4.94
418-071-027	SFR	\$1 4.94	418-090-011	VSFR	\$7.46	418-100-037	SFR	\$1 4.94
418-071-028	SFR	\$1 4.94	418-090-012	SFR	\$1 4.94	418-100-039	SFR	\$1 4.94
418-071-029	SFR	\$1 4.94	418-090-013	SFR	\$1 4.94	418-100-040	SFR	\$1 4.94
418-071-030	MFR2	\$29.88	418-090-019	SFR	\$1 4.94	418-100-041	SFR	\$1 4.94
418-071-031	SFR	\$1 4.94	418-090-020	SFR	\$1 4.94	418-100-042	SFR	\$1 4.94
418-071-032	SFR	\$1 4.94	418-090-021	SFR	\$1 4.94	418-100-045	SFR	\$1 4.94
418-071-033	SFR	\$1 4.94	418-090-024	SFR	\$1 4.94	418-100-048	SFR	\$1 4.94
418-071-034	SFR	\$1 4.94	418-090-025	SFR	\$1 4.94	418-100-049	SFR	\$1 4.94
418-071-035	MFR2	\$29.88	418-090-026	SFR	\$1 4.94	418-100-050	SFR	\$1 4.94
418-071-036	SFR	\$1 4.94	418-090-027	SFR	\$1 4.94	418-100-051	SFR	\$1 4.94
418-072-002	SFR	\$1 4.94	418-090-028	SFR	\$1 4.94	418-111-001	SFR	\$1 4.94
418-072-003	SFR	\$1 4.94	418-090-029	VSFR	\$7.46	418-111-002	SFR	\$1 4.94
418-072-004	SFR	\$1 4.94	418-090-030	SFR	\$1 4.94	418-111-003	SFR	\$1 4.94
418-072-005	SFR	\$1 4.94	418-090-031	SFR	\$1 4.94	418-111-004	SFR	\$1 4.94
418-072-006	SFR	\$1 4.94	418-090-033	SFR	\$1 4.94	418-111-005	SFR	\$1 4.94
418-072-008	SFR	\$1 4.94	418-090-034	SFR	\$1 4.94	418-111-006	SFR	\$1 4.94
418-072-009	SFR	\$1 4.94	418-090-036	SFR	\$1 4.94	418-111-007	SFR	\$1 4.94
418-072-010	SFR	\$1 4.94	418-090-037	SFR	\$1 4.94	418-111-008	SFR	\$1 4.94
418-072-011	SFR	\$1 4.94	418-090-041	SFR	\$1 4.94	418-111-009	SFR	\$1 4.94
418-072-012	SFR	\$1 4.94	418-090-042	SFR	\$1 4.94	418-111-010	SFR	\$1 4.94
418-072-013	SFR	\$1 4.94	418-100-001	SFR	\$1 4.94	418-111-013	SFR	\$1 4.94
418-072-031	SFR	\$1 4.94	418-100-002	SFR	\$1 4.94	418-111-014	SFR	\$1 4.94
418-080-001	SFR	\$1 4.94	418-100-004	SFR	\$1 4.94	418-111-015	MFR2	\$29.88
418-080-003	SFR	\$1 4.94	418-100-005	SFR	\$1 4.94	418-111-016	MFR2	\$29.88
418-080-004	SFR	\$1 4.94	418-100-006	SFR	\$1 4.94	418-111-017	MFR2	\$29.88
418-080-005	SFR	\$1 4.94	418-100-007	SFR	\$1 4.94	418-111-018	SFR	\$1 4.94
418-080-006	SFR	\$1 4.94	418-100-008	SFR	\$1 4.94	418-111-019	SFR	\$1 4.94
418-080-007	SFR	\$1 4.94	418-100-009	SFR	\$1 4.94	418-111-020	SFR	\$1 4.94
418-080-008	SFR	\$1 4.94	418-100-010	SFR	\$1 4.94	418-111-021	SFR	\$1 4.94
418-080-009	SFR	\$1 4.94	418-100-011	SFR	\$1 4.94	418-111-022	SFR	\$1 4.94
418-080-010	SFR	\$1 4.94	418-100-012	SFR	\$1 4.94	418-111-023	SFR	\$1 4.94
418-080-011	SFR	\$1 4.94	418-100-013	SFR	\$1 4.94	418-111-024	SFR	\$1 4.94
418-080-012	SFR	\$1 4.94	418-100-014	SFR	\$1 4.94	418-111-025	SFR	\$1 4.94
418-080-013	SFR	\$1 4.94	418-100-017	SFR	\$1 4.94	418-111-026	SFR	\$1 4.94

Assessor's Parcel Number	Property Class	FY18-19 Service Charge	Assessor's Parcel Number	Property Class	FY18-19 Service Charge	Assessor's Parcel Number	Property Class	FY18-19 Service Charge
418-111-027	SFR	\$1 4.94	418-112-041	SFR	\$1 4.94	418-121-035	SFR	\$1 4.94
418-111-028	SFR	\$1 4.94	418-112-043	SFR	\$1 4.94	418-121-037	VSFR	\$7.46
418-111-029	SFR	\$1 4.94	418-112-044	SFR	\$1 4.94	418-121-038	VSFR	\$7.46
418-111-030	SFR	\$1 4.94	418-112-045	SFR	\$1 4.94	418-121-042	VSFR	\$7.46
418-111-031	SFR	\$1 4.94	418-112-046	SFR	\$1 4.94	418-121-043	VSFR	\$7.46
418-111-032	SFR	\$1 4.94	418-112-047	SFR	\$1 4.94	418-121-044	SFR	\$1 4.94
418-111-033	SFR	\$1 4.94	418-112-048	SFR	\$1 4.94	418-121-045	SFR	\$1 4.94
418-111-034	SFR	\$1 4.94	418-112-049	SFR	\$1 4.94	418-121-046	SFR	\$1 4.94
418-111-035	SFR	\$1 4.94	418-112-050	SFR	\$1 4.94	418-121-047	SFR	\$1 4.94
418-111-036	SFR	\$1 4.94	418-112-053	SFR	\$1 4.94	418-121-048	SFR	\$1 4.94
418-111-037	MFR2	\$29.88	418-112-054	VSFR	\$7.46	418-122-001	SFR	\$1 4.94
418-111-038	SFR	\$1 4.94	418-112-058	SFR	\$1 4.94	418-122-002	SFR	\$1 4.94
418-111-043	SFR	\$1 4.94	418-112-059	MFR2	\$29.88	418-122-003	SFR	\$1 4.94
418-111-044	SFR	\$1 4.94	418-112-060	SFR	\$1 4.94	418-122-004	SFR	\$1 4.94
418-111-045	SFR	\$1 4.94	418-112-061	SFR	\$1 4.94	418-122-005	SFR	\$1 4.94
418-111-046	SFR	\$1 4.94	418-112-062	SFR	\$1 4.94	418-122-006	SFR	\$1 4.94
418-111-047	SFR	\$1 4.94	418-112-063	SFR	\$1 4.94	418-122-008	SFR	\$1 4.94
418-111-048	SFR	\$1 4.94	418-112-064	SFR	\$1 4.94	418-122-013	SFR	\$1 4.94
418-111-049	COM	\$74.70	418-112-065	SFR	\$1 4.94	418-122-014	MFR2	\$29.88
418-111-050	SFR	\$1 4.94	418-112-066	SFR	\$1 4.94	418-122-016	SFR	\$1 4.94
418-111-051	SFR	\$1 4.94	418-112-067	MFR2	\$29.88	418-122-018	SFR	\$1 4.94
418-112-001	SFR	\$1 4.94	418-112-070	SFR	\$1 4.94	418-122-019	SFR	\$1 4.94
418-112-002	MFR2	\$29.88	418-112-071	SFR	\$1 4.94	418-122-021	SFR	\$1 4.94
418-112-003	SFR	\$1 4.94	418-112-072	SFR	\$1 4.94	418-122-022	SFR	\$1 4.94
418-112-005	MFR2	\$29.88	418-112-073	SFR	\$1 4.94	418-122-023	SFR	\$1 4.94
418-112-006	MFR2	\$29.88	418-112-074	VSFR	\$7.46	418-122-024	SFR	\$1 4.94
418-112-008	SFR	\$1 4.94	418-121-001	MFR	\$44.82	418-122-025	SFR	\$1 4.94
418-112-009	SFR	\$1 4.94	418-121-002	SFR	\$1 4.94	418-122-026	SFR	\$1 4.94
418-112-010	SFR	\$1 4.94	418-121-003	SFR	\$1 4.94	418-122-027	SFR	\$1 4.94
418-112-011	SFR	\$1 4.94	418-121-006	VSFR	\$7.46	418-122-028	SFR	\$1 4.94
418-112-012	SFR	\$1 4.94	418-121-007	SFR	\$1 4.94	418-122-029	SFR	\$1 4.94
418-112-013	SFR	\$1 4.94	418-121-008	SFR	\$1 4.94	418-122-030	SFR	\$1 4.94
418-112-014	SFR	\$1 4.94	418-121-009	SFR	\$1 4.94	418-122-031	SFR	\$1 4.94
418-112-015	SFR	\$1 4.94	418-121-010	SFR	\$1 4.94	418-122-032	SFR	\$1 4.94
418-112-016	SFR	\$1 4.94	418-121-011	SFR	\$1 4.94	418-122-033	SFR	\$1 4.94
418-112-020	SFR	\$1 4.94	418-121-012	SFR	\$1 4.94	418-122-034	SFR	\$1 4.94
418-112-021	SFR	\$1 4.94	418-121-013	SFR	\$1 4.94	418-122-035	SFR	\$1 4.94
418-112-022	SFR	\$1 4.94	418-121-017	SFR	\$1 4.94	418-122-036	SFR	\$1 4.94
418-112-023	SFR	\$1 4.94	418-121-018	SFR	\$1 4.94	418-122-040	SFR	\$1 4.94
418-112-026	SFR	\$1 4.94	418-121-020	SFR	\$1 4.94	418-122-041	SFR	\$1 4.94
418-112-027	SFR	\$1 4.94	418-121-021	SFR	\$1 4.94	418-122-042	SFR	\$1 4.94
418-112-028	SFR	\$1 4.94	418-121-022	SFR	\$1 4.94	418-122-043	SFR	\$1 4.94
418-112-029	SFR	\$1 4.94	418-121-023	SFR	\$1 4.94	418-122-044	MFR2	\$29.88
418-112-030	SFR	\$1 4.94	418-121-024	VSFR	\$7.46	418-122-045	SFR	\$1 4.94
418-112-031	SFR	\$1 4.94	418-121-025	VSFR	\$7.46	418-122-046	SFR	\$1 4.94
418-112-032	SFR	\$1 4.94	418-121-027	SFR	\$1 4.94	418-122-048	SFR	\$1 4.94
418-112-033	SFR	\$1 4.94	418-121-029	SFR	\$1 4.94	418-122-049	VSFR	\$7.46
418-112-034	SFR	\$1 4.94	418-121-030	SFR	\$1 4.94	418-122-050	SFR	\$1 4.94
418-112-035	VSFR	\$7.46	418-121-031	SFR	\$1 4.94	418-122-051	SFR	\$1 4.94
418-112-036	SFR	\$1 4.94	418-121-032	SFR	\$1 4.94	418-122-052	SFR	\$1 4.94
418-112-038	SFR	\$1 4.94	418-121-033	SFR	\$1 4.94	418-122-053	SFR	\$1 4.94
418-112-039	SFR	\$1 4.94	418-121-034	SFR	\$1 4.94	418-122-054	SFR	\$1 4.94



Assessor's Parcel Number	Property Class	FY18-19 Service Charge	Assessor's Parcel Number	Property Class	FY18-19 Service Charge	Assessor's Parcel Number	Property Class	FY18-19 Service Charge
418-122-055	SFR	\$1 4.94	418-133-020	SFR	\$1 4.94	418-143-018	SFR	\$1 4.94
418-131-001	SFR	\$1 4.94	418-133-021	SFR	\$1 4.94	418-143-019	VSFR	\$7.46
418-131-002	VSFR	\$7.46	418-141-001	SFR	\$1 4.94	418-143-022	SFR	\$1 4.94
418-131-003	VSFR	\$7.46	418-141-003	VSFR	\$7.46	418-143-023	SFR	\$1 4.94
418-131-004	VSFR	\$7.46	418-141-005	SFR	\$1 4.94	418-143-024	SFR	\$1 4.94
418-131-006	VSFR	\$7.46	418-141-006	SFR	\$1 4.94	418-143-025	SFR	\$1 4.94
418-132-004	SFR	\$1 4.94	418-141-007	VSFR	\$7.46	418-143-026	SFR	\$1 4.94
418-132-005	SFR	\$1 4.94	418-141-008	SFR	\$1 4.94	418-143-029	SFR	\$1 4.94
418-132-006	VSFR	\$7.46	418-141-009	SFR	\$1 4.94	418-143-030	VSFR	\$7.46
418-132-007	SFR	\$1 4.94	418-141-010	SFR	\$1 4.94	418-143-031	SFR	\$1 4.94
418-132-008	SFR	\$1 4.94	418-141-013	VSFR	\$7.46	418-143-032	SFR	\$1 4.94
418-132-009	VSFR	\$7.46	418-141-014	VSFR	\$7.46	418-143-033	SFR	\$1 4.94
418-132-010	VSFR	\$7.46	418-141-015	SFR	\$1 4.94	418-143-035	SFR	\$1 4.94
418-132-011	SFR	\$1 4.94	418-141-021	SFR	\$1 4.94	418-143-036	SFR	\$1 4.94
418-132-012	SFR	\$1 4.94	418-141-023	VSFR	\$7.46	418-143-037	SFR	\$1 4.94
418-132-013	SFR	\$1 4.94	418-141-024	VSFR	\$7.46	418-143-038	SFR	\$1 4.94
418-132-014	SFR	\$1 4.94	418-141-025	SFR	\$1 4.94	418-143-040	VSFR	\$7.46
418-132-015	SFR	\$1 4.94	418-141-026	SFR	\$1 4.94	418-143-041	SFR	\$1 4.94
418-132-016	SFR	\$1 4.94	418-142-001	SFR	\$1 4.94	418-143-042	SFR	\$1 4.94
418-132-017	SFR	\$1 4.94	418-142-003	SFR	\$1 4.94	418-143-043	SFR	\$1 4.94
418-132-019	VSFR	\$7.46	418-142-006	SFR	\$1 4.94	418-143-044	SFR	\$1 4.94
418-132-021	SFR	\$1 4.94	418-142-007	SFR	\$1 4.94	418-143-045	SFR	\$1 4.94
418-132-023	SFR	\$1 4.94	418-142-008	SFR	\$1 4.94	418-150-004	SFR	\$1 4.94
418-132-024	SFR	\$1 4.94	418-142-009	VSFR	\$7.46	418-150-006	MFR2	\$29.88
418-132-025	SFR	\$1 4.94	418-142-013	VSFR	\$7.46	418-150-007	SFR	\$1 4.94
418-132-026	VSFR	\$7.46	418-142-014	VSFR	\$7.46	418-150-008	SFR	\$1 4.94
418-132-029	SFR	\$1 4.94	418-142-015	VSFR	\$7.46	418-150-010	SFR	\$1 4.94
418-132-030	SFR	\$1 4.94	418-142-016	VSFR	\$7.46	418-150-011	SFR	\$1 4.94
418-132-031	SFR	\$1 4.94	418-142-017	SFR	\$1 4.94	418-160-001	SFR	\$1 4.94
418-132-032	SFR	\$1 4.94	418-142-018	SFR	\$1 4.94	418-160-003	VSFR	\$7.46
418-132-036	SFR	\$1 4.94	418-142-021	SFR	\$1 4.94	418-160-004	SFR	\$1 4.94
418-132-037	VSFR	\$7.46	418-142-022	VSFR	\$7.46	418-160-005	VSFR	\$7.46
418-132-039	SFR	\$1 4.94	418-142-023	SFR	\$1 4.94	418-160-006	SFR	\$1 4.94
418-132-040	VSFR	\$7.46	418-142-024	SFR	\$1 4.94	418-170-002	SFR	\$1 4.94
418-132-042	SFR	\$1 4.94	418-142-025	SFR	\$1 4.94	418-170-004	VSFR	\$7.46
418-132-043	SFR	\$1 4.94	418-142-026	VSFR	\$7.46	418-170-005	SFR	\$1 4.94
418-133-001	SFR	\$1 4.94	418-142-027	SFR	\$1 4.94	418-170-006	VSFR	\$7.46
418-133-002	SFR	\$1 4.94	418-142-031	VSFR	\$7.46	418-170-013	SFR	\$1 4.94
418-133-003	SFR	\$1 4.94	418-142-032	SFR	\$1 4.94	418-170-017	SFR	\$1 4.94
418-133-004	SFR	\$1 4.94	418-142-033	SFR	\$1 4.94	418-170-018	SFR	\$1 4.94
418-133-005	SFR	\$1 4.94	418-142-035	SFR	\$1 4.94	418-170-020	SFR	\$1 4.94
418-133-006	SFR	\$1 4.94	418-142-036	VSFR	\$7.46	418-170-022	SFR	\$1 4.94
418-133-007	SFR	\$1 4.94	418-143-001	VSFR	\$7.46	418-170-027	SFR	\$1 4.94
418-133-008	SFR	\$1 4.94	418-143-002	VSFR	\$7.46	418-170-028	SFR	\$1 4.94
418-133-009	SFR	\$1 4.94	418-143-003	VSFR	\$7.46	418-170-030	VSFR	\$7.46
418-133-012	SFR	\$1 4.94	418-143-004	VSFR	\$7.46	418-170-032	SFR	\$1 4.94
418-133-013	SFR	\$1 4.94	418-143-005	VSFR	\$7.46	418-170-033	MFR2	\$29.88
418-133-014	SFR	\$1 4.94	418-143-006	VSFR	\$7.46	418-190-001	SFR	\$1 4.94
418-133-015	SFR	\$1 4.94	418-143-007	SFR	\$1 4.94	418-190-005	SFR	\$1 4.94
418-133-016	MFR2	\$29.88	418-143-015	SFR	\$1 4.94	418-190-010	SFR	\$1 4.94
418-133-018	MFR2	\$29.88	418-143-016	SFR	\$1 4.94	418-190-011	SFR	\$1 4.94
418-133-019	SFR	\$1 4.94	418-143-017	SFR	\$1 4.94	418-190-012	SFR	\$1 4.94

Assessor's Parcel Number	Property Class	FY18-19 Service Charge	Assessor's Parcel Number	Property Class	FY18-19 Service Charge	Assessor's Parcel Number	Property Class	FY18-19 Service Charge
418-190-014	SFR	\$1 4.94	419-052-003	SFR	\$1 4.94	419-071-005	SFR	\$1 4.94
418-190-015	SFR	\$1 4.94	419-052-004	SFR	\$1 4.94	419-071-006	SFR	\$1 4.94
418-190-017	SFR	\$1 4.94	419-052-005	SFR	\$1 4.94	419-071-007	SFR	\$1 4.94
418-190-018	SFR	\$1 4.94	419-052-006	SFR	\$1 4.94	419-071-008	SFR	\$1 4.94
418-190-019	SFR	\$1 4.94	419-052-007	SFR	\$1 4.94	419-071-009	SFR	\$1 4.94
418-190-024	SFR	\$1 4.94	419-052-008	SFR	\$1 4.94	419-071-011	SFR	\$1 4.94
418-190-025	SFR	\$1 4.94	419-052-009	SFR	\$1 4.94	419-071-012	SFR	\$1 4.94
418-190-027	SFR	\$1 4.94	419-052-010	SFR	\$1 4.94	419-072-003	SFR	\$1 4.94
418-190-030	SFR	\$1 4.94	419-052-011	SFR	\$1 4.94	419-072-004	SFR	\$1 4.94
418-190-031	VSFR	\$7.46	419-052-012	SFR	\$1 4.94	419-072-005	SFR	\$1 4.94
418-190-033	SFR	\$1 4.94	419-052-013	SFR	\$1 4.94	419-072-008	SFR	\$1 4.94
418-190-036	VSFR	\$7.46	419-052-014	SFR	\$1 4.94	419-072-009	SFR	\$1 4.94
418-190-037	SFR	\$1 4.94	419-052-015	SFR	\$1 4.94	419-072-010	SFR	\$1 4.94
418-190-038	SFR	\$1 4.94	419-052-016	SFR	\$1 4.94	419-072-011	SFR	\$1 4.94
418-190-040	SFR	\$1 4.94	419-052-017	SFR	\$1 4.94	419-072-013	SFR	\$1 4.94
418-190-041	SFR	\$1 4.94	419-052-018	SFR	\$1 4.94	419-072-014	SFR	\$1 4.94
418-200-005	SFR	\$1 4.94	419-052-019	SFR	\$1 4.94	419-072-016	SFR	\$1 4.94
418-200-007	SFR	\$1 4.94	419-052-020	SFR	\$1 4.94	419-072-017	SFR	\$1 4.94
418-200-008	SFR	\$1 4.94	419-061-002	SFR	\$1 4.94	419-072-018	SFR	\$1 4.94
418-200-011	SFR	\$1 4.94	419-061-003	SFR	\$1 4.94	419-072-019	SFR	\$1 4.94
418-200-012	SFR	\$1 4.94	419-061-004	SFR	\$1 4.94	419-072-020	SFR	\$1 4.94
418-200-019	SFR	\$1 4.94	419-061-005	SFR	\$1 4.94	419-081-007	SFR	\$1 4.94
418-200-020	VSFR	\$7.46	419-061-006	SFR	\$1 4.94	419-081-008	SFR	\$1 4.94
418-200-021	SFR	\$1 4.94	419-061-007	SFR	\$1 4.94	419-081-011	SFR	\$1 4.94
418-200-023	SFR	\$1 4.94	419-061-008	SFR	\$1 4.94	419-081-012	SFR	\$1 4.94
418-200-024	SFR	\$1 4.94	419-061-009	SFR	\$1 4.94	419-081-013	SFR	\$1 4.94
418-200-026	SFR	\$1 4.94	419-061-010	VSFR	\$7.46	419-081-014	MFR2	\$29.88
418-200-027	SFR	\$1 4.94	419-061-011	SFR	\$1 4.94	419-082-004	SFR	\$1 4.94
418-200-029	SFR	\$1 4.94	419-061-012	SFR	\$1 4.94	419-082-006	SFR	\$1 4.94
418-200-030	INST	\$74.70	419-061-019	SFR	\$1 4.94	419-082-007	SFR	\$1 4.94
418-200-035	INST	\$74.70	419-061-021	SFR	\$1 4.94	419-082-009	SFR	\$1 4.94
418-200-036	SFR	\$1 4.94	419-061-022	SFR	\$1 4.94	419-082-010	SFR	\$1 4.94
418-200-037	VSFR	\$7.46	419-061-023	VSFR	\$7.46	419-082-012	SFR	\$1 4.94
419-051-001	SFR	\$1 4.94	419-061-024	VSFR	\$7.46	419-082-013	SFR	\$1 4.94
419-051-002	SFR	\$1 4.94	419-062-002	SFR	\$1 4.94	419-082-014	SFR	\$1 4.94
419-051-003	VSFR	\$7.46	419-062-003	SFR	\$1 4.94	419-082-015	VSFR	\$7.46
419-051-007	SFR	\$1 4.94	419-062-004	SFR	\$1 4.94	419-082-016	SFR	\$1 4.94
419-051-010	SFR	\$1 4.94	419-062-005	SFR	\$1 4.94	419-082-017	SFR	\$1 4.94
419-051-011	SFR	\$1 4.94	419-062-008	SFR	\$1 4.94	419-091-001	SFR	\$1 4.94
419-051-012	SFR	\$1 4.94	419-062-009	SFR	\$1 4.94	419-091-003	SFR	\$1 4.94
419-051-013	SFR	\$1 4.94	419-062-010	SFR	\$1 4.94	419-091-004	SFR	\$1 4.94
419-051-015	SFR	\$1 4.94	419-062-011	SFR	\$1 4.94	419-091-005	SFR	\$1 4.94
419-051-016	VSFR	\$7.46	419-062-013	SFR	\$1 4.94	419-091-008	SFR	\$1 4.94
419-051-017	SFR	\$1 4.94	419-062-014	SFR	\$1 4.94	419-091-009	SFR	\$1 4.94
419-051-019	SFR	\$1 4.94	419-062-015	SFR	\$1 4.94	419-091-010	SFR	\$1 4.94
419-051-020	SFR	\$1 4.94	419-062-016	SFR	\$1 4.94	419-091-011	SFR	\$1 4.94
419-051-021	SFR	\$1 4.94	419-062-017	SFR	\$1 4.94	419-091-014	SFR	\$1 4.94
419-051-022	VSFR	\$7.46	419-062-018	MFR2	\$29.88	419-091-015	SFR	\$1 4.94
419-051-023	VSFR	\$7.46	419-071-001	SFR	\$1 4.94	419-091-016	SFR	\$1 4.94
419-051-024	VSFR	\$7.46	419-071-002	SFR	\$1 4.94	419-091-017	SFR	\$1 4.94
419-052-001	SFR	\$1 4.94	419-071-003	SFR	\$1 4.94	419-091-018	SFR	\$1 4.94
419-052-002	SFR	\$1 4.94	419-071-004	SFR	\$1 4.94	419-091-019	VSFR	\$7.46

Assessor's Parcel Number	Property Class	FY18-19 Service Charge	Assessor's Parcel Number	Property Class	FY18-19 Service Charge	Assessor's Parcel Number	Property Class	FY18-19 Service Charge
419-091-020	SFR	\$1 4.94	419-112-001	VSFR	\$7.46	419-121-016	VSFR	\$7.46
419-091-021	SFR	\$1 4.94	419-112-002	SFR	\$1 4.94	419-122-004	SFR	\$1 4.94
419-092-001	SFR	\$1 4.94	419-112-003	SFR	\$1 4.94	419-122-005	MFR2	\$29.88
419-092-002	SFR	\$1 4.94	419-112-004	SFR	\$1 4.94	419-122-006	SFR	\$1 4.94
419-092-007	SFR	\$1 4.94	419-112-005	SFR	\$1 4.94	419-122-007	SFR	\$1 4.94
419-092-008	SFR	\$1 4.94	419-112-006	SFR	\$1 4.94	419-122-008	SFR	\$1 4.94
419-092-009	SFR	\$1 4.94	419-112-007	SFR	\$1 4.94	419-122-009	SFR	\$1 4.94
419-092-010	SFR	\$1 4.94	419-112-008	SFR	\$1 4.94	419-122-011	SFR	\$1 4.94
419-092-011	SFR	\$1 4.94	419-112-009	SFR	\$1 4.94	419-122-013	SFR	\$1 4.94
419-092-013	SFR	\$1 4.94	419-112-010	SFR	\$1 4.94	419-122-016	SFR	\$1 4.94
419-092-014	SFR	\$1 4.94	419-112-011	SFR	\$1 4.94	419-122-017	SFR	\$1 4.94
419-092-015	SFR	\$1 4.94	419-112-012	SFR	\$1 4.94	419-122-019	SFR	\$1 4.94
419-092-016	SFR	\$1 4.94	419-112-013	SFR	\$1 4.94	419-122-020	SFR	\$1 4.94
419-092-017	SFR	\$1 4.94	419-112-014	SFR	\$1 4.94	419-122-022	SFR	\$1 4.94
419-101-003	SFR	\$1 4.94	419-112-015	SFR	\$1 4.94	419-122-023	VSFR	\$7.46
419-101-017	SFR	\$1 4.94	419-112-016	SFR	\$1 4.94	419-122-025	SFR	\$1 4.94
419-101-022	SFR	\$1 4.94	419-112-017	SFR	\$1 4.94	419-122-029	SFR	\$1 4.94
419-101-023	SFR	\$1 4.94	419-112-018	SFR	\$1 4.94	419-122-030	SFR	\$1 4.94
419-101-024	SFR	\$1 4.94	419-112-019	SFR	\$1 4.94	419-122-031	VSFR	\$7.46
419-101-025	MFR2	\$29.88	419-112-020	VSFR	\$7.46	419-122-032	VSFR	\$7.46
419-101-026	SFR	\$1 4.94	419-112-021	SFR	\$1 4.94	419-122-033	VSFR	\$7.46
419-101-027	SFR	\$1 4.94	419-112-022	SFR	\$1 4.94	419-122-034	VSFR	\$7.46
419-101-028	SFR	\$1 4.94	419-112-023	SFR	\$1 4.94	419-122-035	VSFR	\$7.46
419-101-029	VSFR	\$7.46	419-112-024	SFR	\$1 4.94	419-122-036	VSFR	\$7.46
419-101-030	SFR	\$1 4.94	419-112-025	SFR	\$1 4.94	419-122-037	VSFR	\$7.46
419-102-001	SFR	\$1 4.94	419-112-026	SFR	\$1 4.94	419-122-038	VSFR	\$7.46
419-102-002	SFR	\$1 4.94	419-112-027	SFR	\$1 4.94	419-122-039	VSFR	\$7.46
419-102-003	SFR	\$1 4.94	419-112-028	SFR	\$1 4.94	419-123-001	SFR	\$1 4.94
419-102-004	SFR	\$1 4.94	419-112-029	VSFR	\$7.46	419-123-003	SFR	\$1 4.94
419-102-005	SFR	\$1 4.94	419-112-030	SFR	\$1 4.94	419-123-006	SFR	\$1 4.94
419-102-006	SFR	\$1 4.94	419-112-031	SFR	\$1 4.94	419-123-007	SFR	\$1 4.94
419-102-007	VSFR	\$7.46	419-112-032	SFR	\$1 4.94	419-123-010	SFR	\$1 4.94
419-102-008	SFR	\$1 4.94	419-113-001	SFR	\$1 4.94	419-123-011	SFR	\$1 4.94
419-102-009	SFR	\$1 4.94	419-113-002	SFR	\$1 4.94	419-123-012	SFR	\$1 4.94
419-102-010	SFR	\$1 4.94	419-113-003	SFR	\$1 4.94	419-123-013	SFR	\$1 4.94
419-102-011	SFR	\$1 4.94	419-113-004	SFR	\$1 4.94	419-123-014	SFR	\$1 4.94
419-111-001	SFR	\$1 4.94	419-113-005	SFR	\$1 4.94	419-123-015	SFR	\$1 4.94
419-111-002	SFR	\$1 4.94	419-113-006	MFR2	\$29.88	419-123-018	SFR	\$1 4.94
419-111-003	SFR	\$1 4.94	419-113-007	SFR	\$1 4.94	419-123-019	SFR	\$1 4.94
419-111-004	SFR	\$1 4.94	419-113-008	SFR	\$1 4.94	419-123-020	SFR	\$1 4.94
419-111-005	SFR	\$1 4.94	419-113-009	SFR	\$1 4.94	419-123-021	SFR	\$1 4.94
419-111-006	SFR	\$1 4.94	419-113-010	SFR	\$1 4.94	419-123-022	SFR	\$1 4.94
419-111-007	SFR	\$1 4.94	419-121-002	VSFR	\$7.46	419-123-023	VSFR	\$7.46
419-111-008	SFR	\$1 4.94	419-121-003	SFR	\$1 4.94	419-123-024	VSFR	\$7.46
419-111-009	SFR	\$1 4.94	419-121-004	SFR	\$1 4.94	419-123-025	VSFR	\$7.46
419-111-010	SFR	\$1 4.94	419-121-005	SFR	\$1 4.94	419-123-026	VSFR	\$7.46
419-111-011	SFR	\$1 4.94	419-121-006	SFR	\$1 4.94	419-123-027	VSFR	\$7.46
419-111-012	SFR	\$1 4.94	419-121-007	SFR	\$1 4.94	419-123-028	VSFR	\$7.46
419-111-013	SFR	\$1 4.94	419-121-008	SFR	\$1 4.94	419-123-029	VSFR	\$7.46
419-111-014	SFR	\$1 4.94	419-121-012	SFR	\$1 4.94	419-123-030	SFR	\$1 4.94
419-111-019	SFR	\$1 4.94	419-121-013	SFR	\$1 4.94	419-123-031	SFR	\$1 4.94
419-111-024	MFR2	\$29.88	419-121-015	SFR	\$1 4.94	419-123-032	VSFR	\$7.46

Assessor's Parcel Number	Property Class	FY18-19 Service Charge	Assessor's Parcel Number	Property Class	FY18-19 Service Charge	Assessor's Parcel Number	Property Class	FY18-19 Service Charge
419-123-033	VSFR	\$7.46	419-142-034	VSFR	\$7.46	420-031-023	SFR	\$14.94
419-123-034	VSFR	\$7.46	419-142-035	VSFR	\$7.46	420-031-024	SFR	\$14.94
419-123-035	VSFR	\$7.46	419-142-036	VSFR	\$7.46	420-031-025	SFR	\$14.94
419-123-038	SFR	\$14.94	419-142-037	VSFR	\$7.46	420-031-032	SFR	\$14.94
419-124-002	SFR	\$14.94	419-192-005	SFR	\$14.94	420-031-033	MFR2	\$29.88
419-124-003	SFR	\$14.94	419-192-015	VSFR	\$7.46	420-031-034	SFR	\$14.94
419-124-005	SFR	\$14.94	419-192-018	SFR	\$14.94	420-031-035	MFR2	\$29.88
419-124-006	SFR	\$14.94	419-192-019	VSFR	\$7.46	420-032-001	SFR	\$14.94
419-124-007	SFR	\$14.94	420-010-001	COM	\$74.70	420-032-002	SFR	\$14.94
419-124-008	VSFR	\$7.46	420-010-002	SFR	\$14.94	420-032-003	SFR	\$14.94
419-124-009	VSFR	\$7.46	420-010-005	INST	\$74.70	420-032-004	SFR	\$14.94
419-124-010	SFR	\$14.94	420-010-006	COM	\$74.70	420-032-005	SFR	\$14.94
419-124-011	SFR	\$14.94	420-010-007	COM	\$74.70	420-032-006	SFR	\$14.94
419-125-002	SFR	\$14.94	420-010-008	COM	\$74.70	420-032-007	SFR	\$14.94
419-125-004	SFR	\$14.94	420-010-009	COM	\$74.70	420-032-008	SFR	\$14.94
419-125-005	SFR	\$14.94	420-010-015	COM	\$74.70	420-032-009	SFR	\$14.94
419-125-006	SFR	\$14.94	420-010-016	COM	\$74.70	420-033-001	SFR	\$14.94
419-125-007	SFR	\$14.94	420-010-021	COM	\$74.70	420-033-002	SFR	\$14.94
419-141-006	SFR	\$14.94	420-010-022	INST	\$74.70	420-033-003	SFR	\$14.94
419-141-009	SFR	\$14.94	420-010-023	COM	\$74.70	420-033-004	SFR	\$14.94
419-141-011	SFR	\$14.94	420-010-025	COM	\$74.70	420-033-005	SFR	\$14.94
419-141-016	SFR	\$14.94	420-021-002	COM	\$74.70	420-033-006	SFR	\$14.94
419-141-017	SFR	\$14.94	420-021-019	COM	\$74.70	420-033-007	SFR	\$14.94
419-141-018	SFR	\$14.94	420-021-022	COM	\$74.70	420-033-008	SFR	\$14.94
419-141-019	SFR	\$14.94	420-021-029	VCOM	\$7.46	420-033-009	SFR	\$14.94
419-142-003	SFR	\$14.94	420-021-032	COM	\$74.70	420-033-010	SFR	\$14.94
419-142-004	SFR	\$14.94	420-021-035	VCOM	\$7.46	420-033-011	SFR	\$14.94
419-142-005	SFR	\$14.94	420-021-036	COM	\$74.70	420-033-012	SFR	\$14.94
419-142-007	SFR	\$14.94	420-021-045	COM	\$74.70	420-033-013	SFR	\$14.94
419-142-009	SFR	\$14.94	420-021-046	COM	\$74.70	420-033-014	SFR	\$14.94
419-142-010	SFR	\$14.94	420-021-047	COM	\$74.70	420-033-015	SFR	\$14.94
419-142-011	SFR	\$14.94	420-021-048	COM	\$74.70	420-033-016	SFR	\$14.94
419-142-012	SFR	\$14.94	420-021-049	COM	\$74.70	420-033-017	SFR	\$14.94
419-142-013	SFR	\$14.94	420-022-003	COM	\$74.70	420-033-018	SFR	\$14.94
419-142-014	SFR	\$14.94	420-022-011	COM	\$74.70	420-033-019	SFR	\$14.94
419-142-017	VSFR	\$7.46	420-031-003	SFR	\$14.94	420-033-020	SFR	\$14.94
419-142-018	SFR	\$14.94	420-031-004	SFR	\$14.94	420-034-001	SFR	\$14.94
419-142-019	VSFR	\$7.46	420-031-005	SFR	\$14.94	420-034-002	SFR	\$14.94
419-142-020	VSFR	\$7.46	420-031-006	SFR	\$14.94	420-034-003	SFR	\$14.94
419-142-021	VSFR	\$7.46	420-031-007	SFR	\$14.94	420-034-004	SFR	\$14.94
419-142-022	VSFR	\$7.46	420-031-008	SFR	\$14.94	420-034-005	SFR	\$14.94
419-142-023	VSFR	\$7.46	420-031-009	SFR	\$14.94	420-034-006	SFR	\$14.94
419-142-024	VSFR	\$7.46	420-031-010	SFR	\$14.94	420-034-007	SFR	\$14.94
419-142-025	VSFR	\$7.46	420-031-011	SFR	\$14.94	420-034-008	SFR	\$14.94
419-142-026	VSFR	\$7.46	420-031-012	SFR	\$14.94	420-034-009	SFR	\$14.94
419-142-027	VSFR	\$7.46	420-031-013	SFR	\$14.94	420-034-010	SFR	\$14.94
419-142-028	VSFR	\$7.46	420-031-017	SFR	\$14.94	420-034-011	SFR	\$14.94
419-142-029	VSFR	\$7.46	420-031-018	SFR	\$14.94	420-034-012	SFR	\$14.94
419-142-030	VSFR	\$7.46	420-031-019	SFR	\$14.94	420-071-004	SFR	\$14.94
419-142-031	VSFR	\$7.46	420-031-020	SFR	\$14.94	420-071-008	SFR	\$14.94
419-142-032	VSFR	\$7.46	420-031-021	SFR	\$14.94	420-071-009	SFR	\$14.94
419-142-033	VSFR	\$7.46	420-031-022	SFR	\$14.94	420-071-010	SFR	\$14.94

Assessor's Parcel Number	Property Class	FY18-19 Service Charge	Assessor's Parcel Number	Property Class	FY18-19 Service Charge	Assessor's Parcel Number	Property Class	FY18-19 Service Charge
420-071-011	SFR	\$14.94	420-072-022	SFR	\$14.94	420-140-017	SFR	\$14.94
420-071-012	VSFR	\$7.46	420-072-023	SFR	\$14.94	420-140-018	SFR	\$14.94
420-071-013	SFR	\$14.94	420-072-024	SFR	\$14.94	420-140-019	SFR	\$14.94
420-071-014	VSFR	\$7.46	420-072-025	SFR	\$14.94	420-140-020	SFR	\$14.94
420-071-015	SFR	\$14.94	420-072-026	SFR	\$14.94	420-140-021	SFR	\$14.94
420-071-018	VSFR	\$7.46	420-080-003	SFR	\$14.94	420-140-022	SFR	\$14.94
420-071-020	VSFR	\$7.46	420-080-004	SFR	\$14.94	420-140-023	SFR	\$14.94
420-071-021	VSFR	\$7.46	420-080-005	SFR	\$14.94	420-140-024	SFR	\$14.94
420-071-023	SFR	\$14.94	420-080-006	SFR	\$14.94	420-140-025	SFR	\$14.94
420-071-024	SFR	\$14.94	420-080-009	SFR	\$14.94	420-140-026	SFR	\$14.94
420-071-025	SFR	\$14.94	420-080-010	SFR	\$14.94	420-140-027	SFR	\$14.94
420-071-026	SFR	\$14.94	420-080-025	INST	\$74.70	420-140-028	SFR	\$14.94
420-071-027	SFR	\$14.94	420-080-026	SFR	\$14.94	420-140-029	SFR	\$14.94
420-071-028	SFR	\$14.94	420-090-002	SFR	\$14.94	420-140-030	SFR	\$14.94
420-071-029	SFR	\$14.94	420-090-003	SFR	\$14.94	420-140-031	SFR	\$14.94
420-071-030	SFR	\$14.94	420-090-004	SFR	\$14.94	420-140-035	COM	\$74.70
420-071-031	SFR	\$14.94	420-090-005	SFR	\$14.94	420-140-036	COM	\$74.70
420-071-032	SFR	\$14.94	420-090-006	SFR	\$14.94	420-140-037	COM	\$74.70
420-071-033	SFR	\$14.94	420-090-007	SFR	\$14.94	420-140-038	COM	\$74.70
420-071-034	SFR	\$14.94	420-090-008	SFR	\$14.94	420-140-039	COM	\$74.70
420-071-035	SFR	\$14.94	420-090-009	SFR	\$14.94	420-140-040	INST	\$74.70
420-071-038	SFR	\$14.94	420-090-012	SFR	\$14.94	420-150-006	SFR	\$14.94
420-071-039	SFR	\$14.94	420-090-013	VSFR	\$7.46	420-150-007	SFR	\$14.94
420-071-040	SFR	\$14.94	420-090-014	VSFR	\$7.46	420-150-008	SFR	\$14.94
420-071-041	SFR	\$14.94	420-090-015	VSFR	\$7.46	420-150-009	SFR	\$14.94
420-071-042	SFR	\$14.94	420-090-016	SFR	\$14.94	420-150-010	SFR	\$14.94
420-071-043	SFR	\$14.94	420-090-017	SFR	\$14.94	420-150-011	SFR	\$14.94
420-071-044	SFR	\$14.94	420-090-018	SFR	\$14.94	420-150-013	COM	\$74.70
420-071-045	SFR	\$14.94	420-090-019	SFR	\$14.94	420-150-014	COM	\$74.70
420-071-046	SFR	\$14.94	420-090-020	SFR	\$14.94	420-150-015	COM	\$74.70
420-071-047	SFR	\$14.94	420-090-021	SFR	\$14.94	420-150-016	COM	\$74.70
420-071-048	SFR	\$14.94	420-090-022	SFR	\$14.94	420-150-022	COM	\$74.70
420-072-002	SFR	\$14.94	420-090-023	SFR	\$14.94	420-150-023	COM	\$74.70
420-072-003	SFR	\$14.94	420-090-024	SFR	\$14.94	420-150-025	SFR	\$14.94
420-072-004	SFR	\$14.94	420-090-025	SFR	\$14.94	420-150-026	SFR	\$14.94
420-072-005	SFR	\$14.94	420-090-026	SFR	\$14.94	420-150-030	VSFR	\$7.46
420-072-006	SFR	\$14.94	420-090-027	SFR	\$14.94	420-150-035	COM	\$74.70
420-072-007	SFR	\$14.94	420-090-028	SFR	\$14.94	420-150-038	COM	\$74.70
420-072-008	SFR	\$14.94	420-090-029	VSFR	\$7.46	420-171-001	SFR	\$14.94
420-072-009	SFR	\$14.94	420-090-034	INST	\$74.70	420-171-002	SFR	\$14.94
420-072-010	SFR	\$14.94	420-090-035	SFR	\$14.94	420-171-003	SFR	\$14.94
420-072-011	SFR	\$14.94	420-090-036	SFR	\$14.94	420-171-004	SFR	\$14.94
420-072-012	VSFR	\$7.46	420-090-037	SFR	\$14.94	420-171-005	SFR	\$14.94
420-072-013	SFR	\$14.94	420-140-002	COM	\$74.70	420-171-006	SFR	\$14.94
420-072-014	SFR	\$14.94	420-140-003	INST	\$74.70	420-171-007	SFR	\$14.94
420-072-015	SFR	\$14.94	420-140-007	COM	\$74.70	420-171-008	SFR	\$14.94
420-072-016	SFR	\$14.94	420-140-010	SFR	\$14.94	420-171-009	SFR	\$14.94
420-072-017	SFR	\$14.94	420-140-011	SFR	\$14.94	420-171-010	SFR	\$14.94
420-072-018	VSFR	\$7.46	420-140-013	SFR	\$14.94	420-171-011	SFR	\$14.94
420-072-019	VSFR	\$7.46	420-140-014	SFR	\$14.94	420-172-001	SFR	\$14.94
420-072-020	VSFR	\$7.46	420-140-015	SFR	\$14.94	420-172-002	SFR	\$14.94
420-072-021	SFR	\$14.94	420-140-016	SFR	\$14.94	420-172-003	SFR	\$14.94

Assessor's Parcel Number	Property Class	FY18-19 Service Charge	Assessor's Parcel Number	Property Class	FY18-19 Service Charge	Assessor's Parcel Number	Property Class	FY18-19 Service Charge
420-172-004	SFR	\$1 4.94	420-182-012	SFR	\$1 4.94	420-191-006	SFR	\$1 4.94
420-172-005	SFR	\$1 4.94	420-182-013	SFR	\$1 4.94	420-191-007	SFR	\$1 4.94
420-172-006	SFR	\$1 4.94	420-182-014	SFR	\$1 4.94	420-191-008	SFR	\$1 4.94
420-172-007	SFR	\$1 4.94	420-182-015	SFR	\$1 4.94	420-191-009	SFR	\$1 4.94
420-172-008	SFR	\$1 4.94	420-182-016	SFR	\$1 4.94	420-191-010	MFR	\$44.82
420-172-009	SFR	\$1 4.94	420-182-017	SFR	\$1 4.94	420-191-011	MFR	\$44.82
420-172-010	SFR	\$1 4.94	420-182-018	SFR	\$1 4.94	420-191-016	MFR5	\$74.70
420-172-011	SFR	\$1 4.94	420-182-019	SFR	\$1 4.94	420-191-018	MFR5	\$74.70
420-172-012	SFR	\$1 4.94	420-182-020	SFR	\$1 4.94	420-191-021	COM	\$74.70
420-172-013	SFR	\$1 4.94	420-182-021	SFR	\$1 4.94	420-192-001	COM	\$74.70
420-172-014	SFR	\$1 4.94	420-182-022	SFR	\$1 4.94	420-192-002	COM	\$74.70
420-172-015	SFR	\$1 4.94	420-182-023	SFR	\$1 4.94	420-192-006	SFR	\$1 4.94
420-172-016	SFR	\$1 4.94	420-182-024	SFR	\$1 4.94	420-192-007	SFR	\$1 4.94
420-172-019	VSFR	\$7.46	420-182-025	SFR	\$1 4.94	420-192-010	COM	\$74.70
420-172-021	VSFR	\$7.46	420-182-026	SFR	\$1 4.94	420-192-011	COM	\$74.70
420-172-022	SFR	\$1 4.94	420-183-001	SFR	\$1 4.94	420-192-012	COM	\$74.70
420-172-023	VSFR	\$7.46	420-183-002	SFR	\$1 4.94	420-192-013	COM	\$74.70
420-172-025	VSFR	\$7.46	420-183-003	SFR	\$1 4.94	420-192-018	VSFR	\$7.46
420-172-026	VSFR	\$7.46	420-183-004	SFR	\$1 4.94	420-192-020	SFR	\$1 4.94
420-172-027	VSFR	\$7.46	420-183-005	SFR	\$1 4.94	420-192-021	SFR	\$1 4.94
420-172-029	SFR	\$1 4.94	420-183-006	SFR	\$1 4.94	420-192-022	SFR	\$1 4.94
420-172-030	SFR	\$1 4.94	420-183-007	SFR	\$1 4.94	420-192-023	SFR	\$1 4.94
420-172-031	SFR	\$1 4.94	420-183-008	SFR	\$1 4.94	420-192-024	SFR	\$1 4.94
420-172-032	SFR	\$1 4.94	420-183-009	SFR	\$1 4.94	420-192-025	SFR	\$1 4.94
420-172-033	SFR	\$1 4.94	420-183-010	SFR	\$1 4.94	420-192-026	SFR	\$1 4.94
420-172-034	SFR	\$1 4.94	420-183-011	SFR	\$1 4.94	420-192-027	SFR	\$1 4.94
420-172-036	VSFR	\$7.46	420-183-012	SFR	\$1 4.94	420-192-028	SFR	\$1 4.94
420-172-040	SFR	\$1 4.94	420-183-013	SFR	\$1 4.94	420-192-029	SFR	\$1 4.94
420-172-044	SFR	\$1 4.94	420-183-014	SFR	\$1 4.94	420-192-030	SFR	\$1 4.94
420-181-001	SFR	\$1 4.94	420-183-015	SFR	\$1 4.94	420-192-031	SFR	\$1 4.94
420-181-002	SFR	\$1 4.94	420-183-016	SFR	\$1 4.94	420-192-032	SFR	\$1 4.94
420-181-003	SFR	\$1 4.94	420-183-017	SFR	\$1 4.94	420-192-034	SFR	\$1 4.94
420-181-004	SFR	\$1 4.94	420-183-018	SFR	\$1 4.94	420-192-035	SFR	\$1 4.94
420-181-005	SFR	\$1 4.94	420-183-019	SFR	\$1 4.94	420-192-036	SFR	\$1 4.94
420-181-006	SFR	\$1 4.94	420-184-001	SFR	\$1 4.94	420-192-037	VCOM	\$7.46
420-181-007	SFR	\$1 4.94	420-184-002	SFR	\$1 4.94	420-192-041	COM	\$74.70
420-181-008	SFR	\$1 4.94	420-184-003	SFR	\$1 4.94	420-192-042	VCOM	\$7.46
420-181-009	SFR	\$1 4.94	420-184-004	SFR	\$1 4.94	420-192-043	VCOM	\$7.46
420-181-010	SFR	\$1 4.94	420-184-005	SFR	\$1 4.94	420-192-044	COM	\$74.70
420-181-011	SFR	\$1 4.94	420-184-006	SFR	\$1 4.94	420-192-046	COM	\$74.70
420-181-012	SFR	\$1 4.94	420-184-007	SFR	\$1 4.94	420-192-050	SFR	\$1 4.94
420-182-001	SFR	\$1 4.94	420-184-008	SFR	\$1 4.94	420-192-051	COM	\$74.70
420-182-002	SFR	\$1 4.94	420-184-009	SFR	\$1 4.94	420-193-010	COM	\$74.70
420-182-003	SFR	\$1 4.94	420-184-012	SFR	\$1 4.94	420-193-011	COM	\$74.70
420-182-004	SFR	\$1 4.94	420-184-013	SFR	\$1 4.94	420-193-012	COM	\$74.70
420-182-005	SFR	\$1 4.94	420-184-015	VSFR	\$7.46	420-230-001	SFR	\$1 4.94
420-182-006	SFR	\$1 4.94	420-184-016	SFR	\$1 4.94	420-230-002	SFR	\$1 4.94
420-182-007	SFR	\$1 4.94	420-191-001	SFR	\$1 4.94	420-230-003	SFR	\$1 4.94
420-182-008	SFR	\$1 4.94	420-191-002	SFR	\$1 4.94	420-230-004	SFR	\$1 4.94
420-182-009	SFR	\$1 4.94	420-191-003	SFR	\$1 4.94	420-230-005	SFR	\$1 4.94
420-182-010	SFR	\$1 4.94	420-191-004	SFR	\$1 4.94	420-230-006	SFR	\$1 4.94
420-182-011	SFR	\$1 4.94	420-191-005	SFR	\$1 4.94	420-230-007	SFR	\$1 4.94

Assessor's Parcel Number	Property Class	FY18-19 Service Charge	Assessor's Parcel Number	Property Class	FY18-19 Service Charge	Assessor's Parcel Number	Property Class	FY18-19 Service Charge
420-230-008	SFR	\$1 4.94	420-230-063	SFR	\$1 4.94	425-013-007	SFR	\$1 4.94
420-230-009	SFR	\$1 4.94	420-230-064	SFR	\$1 4.94	425-013-008	SFR	\$1 4.94
420-230-010	SFR	\$1 4.94	420-230-065	SFR	\$1 4.94	425-013-009	SFR	\$1 4.94
420-230-011	SFR	\$1 4.94	420-230-066	SFR	\$1 4.94	425-013-010	SFR	\$1 4.94
420-230-012	SFR	\$1 4.94	420-230-073	SFR	\$1 4.94	425-013-011	SFR	\$1 4.94
420-230-013	SFR	\$1 4.94	420-230-075	SFR	\$1 4.94	425-013-012	SFR	\$1 4.94
420-230-014	SFR	\$1 4.94	420-230-076	SFR	\$1 4.94	425-013-013	SFR	\$1 4.94
420-230-015	SFR	\$1 4.94	420-230-077	SFR	\$1 4.94	425-013-014	SFR	\$1 4.94
420-230-016	SFR	\$1 4.94	425-011-001	INST	\$74.70	425-013-015	SFR	\$1 4.94
420-230-017	SFR	\$1 4.94	425-011-003	SFR	\$1 4.94	425-013-016	SFR	\$1 4.94
420-230-018	SFR	\$1 4.94	425-011-004	SFR	\$1 4.94	425-013-017	SFR	\$1 4.94
420-230-019	SFR	\$1 4.94	425-011-005	SFR	\$1 4.94	425-013-018	SFR	\$1 4.94
420-230-020	SFR	\$1 4.94	425-011-006	SFR	\$1 4.94	425-013-019	SFR	\$1 4.94
420-230-021	SFR	\$1 4.94	425-011-007	SFR	\$1 4.94	425-013-020	SFR	\$1 4.94
420-230-022	SFR	\$1 4.94	425-011-008	SFR	\$1 4.94	425-013-021	SFR	\$1 4.94
420-230-023	SFR	\$1 4.94	425-011-009	SFR	\$1 4.94	425-013-022	SFR	\$1 4.94
420-230-025	SFR	\$1 4.94	425-011-010	SFR	\$1 4.94	425-013-023	SFR	\$1 4.94
420-230-026	SFR	\$1 4.94	425-011-011	SFR	\$1 4.94	425-013-024	SFR	\$1 4.94
420-230-027	SFR	\$1 4.94	425-011-012	SFR	\$1 4.94	425-013-025	SFR	\$1 4.94
420-230-028	SFR	\$1 4.94	425-011-013	SFR	\$1 4.94	425-014-003	SFR	\$1 4.94
420-230-029	SFR	\$1 4.94	425-012-001	SFR	\$1 4.94	425-014-004	SFR	\$1 4.94
420-230-030	SFR	\$1 4.94	425-012-002	SFR	\$1 4.94	425-014-005	SFR	\$1 4.94
420-230-031	SFR	\$1 4.94	425-012-003	SFR	\$1 4.94	425-014-006	SFR	\$1 4.94
420-230-032	SFR	\$1 4.94	425-012-004	SFR	\$1 4.94	425-014-007	SFR	\$1 4.94
420-230-033	SFR	\$1 4.94	425-012-005	SFR	\$1 4.94	425-014-008	SFR	\$1 4.94
420-230-034	SFR	\$1 4.94	425-012-006	SFR	\$1 4.94	425-014-009	SFR	\$1 4.94
420-230-035	SFR	\$1 4.94	425-012-007	SFR	\$1 4.94	425-014-010	SFR	\$1 4.94
420-230-036	SFR	\$1 4.94	425-012-008	SFR	\$1 4.94	425-014-011	SFR	\$1 4.94
420-230-037	SFR	\$1 4.94	425-012-009	SFR	\$1 4.94	425-014-012	SFR	\$1 4.94
420-230-038	SFR	\$1 4.94	425-012-010	SFR	\$1 4.94	425-014-013	SFR	\$1 4.94
420-230-039	SFR	\$1 4.94	425-012-011	SFR	\$1 4.94	425-014-014	MFR5	\$74.70
420-230-040	SFR	\$1 4.94	425-012-012	SFR	\$1 4.94	425-014-015	SFR	\$1 4.94
420-230-041	SFR	\$1 4.94	425-012-013	SFR	\$1 4.94	425-014-016	SFR	\$1 4.94
420-230-042	SFR	\$1 4.94	425-012-014	SFR	\$1 4.94	425-014-017	SFR	\$1 4.94
420-230-043	SFR	\$1 4.94	425-012-015	SFR	\$1 4.94	425-014-018	SFR	\$1 4.94
420-230-044	SFR	\$1 4.94	425-012-016	SFR	\$1 4.94	425-014-019	SFR	\$1 4.94
420-230-045	SFR	\$1 4.94	425-012-019	SFR	\$1 4.94	425-014-020	MFR2	\$29.88
420-230-046	SFR	\$1 4.94	425-012-020	SFR	\$1 4.94	425-014-021	SFR	\$1 4.94
420-230-047	SFR	\$1 4.94	425-012-021	SFR	\$1 4.94	425-014-022	SFR	\$1 4.94
420-230-050	SFR	\$1 4.94	425-012-022	SFR	\$1 4.94	425-014-023	SFR	\$1 4.94
420-230-051	SFR	\$1 4.94	425-012-023	SFR	\$1 4.94	425-014-024	SFR	\$1 4.94
420-230-052	SFR	\$1 4.94	425-012-024	SFR	\$1 4.94	425-014-025	SFR	\$1 4.94
420-230-053	SFR	\$1 4.94	425-012-025	SFR	\$1 4.94	425-014-026	SFR	\$1 4.94
420-230-054	SFR	\$1 4.94	425-012-026	SFR	\$1 4.94	425-014-027	MFR2	\$29.88
420-230-055	SFR	\$1 4.94	425-012-027	SFR	\$1 4.94	425-014-028	SFR	\$1 4.94
420-230-056	SFR	\$1 4.94	425-012-028	SFR	\$1 4.94	425-014-029	SFR	\$1 4.94
420-230-057	SFR	\$1 4.94	425-013-001	SFR	\$1 4.94	425-014-030	SFR	\$1 4.94
420-230-058	SFR	\$1 4.94	425-013-002	SFR	\$1 4.94	425-014-031	SFR	\$1 4.94
420-230-059	SFR	\$1 4.94	425-013-003	SFR	\$1 4.94	425-014-033	SFR	\$1 4.94
420-230-060	SFR	\$1 4.94	425-013-004	SFR	\$1 4.94	425-014-034	VSFR	\$7.46
420-230-061	SFR	\$1 4.94	425-013-005	SFR	\$1 4.94	425-021-001	INST	\$74.70
420-230-062	SFR	\$1 4.94	425-013-006	SFR	\$1 4.94	425-021-002	SFR	\$1 4.94

Assessor's Parcel Number	Property Class	FY18-19 Service Charge	Assessor's Parcel Number	Property Class	FY18-19 Service Charge	Assessor's Parcel Number	Property Class	FY18-19 Service Charge
425-021-004	SFR	\$1 4.94	425-032-001	SFR	\$1 4.94	425-061-018	SFR	\$1 4.94
425-021-005	SFR	\$1 4.94	425-032-002	SFR	\$1 4.94	425-061-019	SFR	\$1 4.94
425-021-006	SFR	\$1 4.94	425-032-003	MFR2	\$29.88	425-061-020	SFR	\$1 4.94
425-021-007	SFR	\$1 4.94	425-032-004	SFR	\$1 4.94	425-061-022	SFR	\$1 4.94
425-021-008	SFR	\$1 4.94	425-032-005	SFR	\$1 4.94	425-061-023	SFR	\$1 4.94
425-021-009	SFR	\$1 4.94	425-032-006	SFR	\$1 4.94	425-061-024	SFR	\$1 4.94
425-021-010	SFR	\$1 4.94	425-032-007	SFR	\$1 4.94	425-061-025	SFR	\$1 4.94
425-021-011	SFR	\$1 4.94	425-032-008	SFR	\$1 4.94	425-061-026	SFR	\$1 4.94
425-021-012	SFR	\$1 4.94	425-032-009	SFR	\$1 4.94	425-061-027	SFR	\$1 4.94
425-021-013	SFR	\$1 4.94	425-032-010	SFR	\$1 4.94	425-061-028	SFR	\$1 4.94
425-021-014	SFR	\$1 4.94	425-040-003	SFR	\$1 4.94	425-061-029	SFR	\$1 4.94
425-021-015	SFR	\$1 4.94	425-040-004	SFR	\$1 4.94	425-061-030	SFR	\$1 4.94
425-021-016	SFR	\$1 4.94	425-040-005	SFR	\$1 4.94	425-061-031	SFR	\$1 4.94
425-022-001	SFR	\$1 4.94	425-040-008	SFR	\$1 4.94	425-061-032	VSFR	\$7.46
425-022-002	SFR	\$1 4.94	425-040-009	SFR	\$1 4.94	425-061-033	VSFR	\$7.46
425-022-003	SFR	\$1 4.94	425-040-010	SFR	\$1 4.94	425-061-034	VSFR	\$7.46
425-022-004	SFR	\$1 4.94	425-040-011	SFR	\$1 4.94	425-062-003	SFR	\$1 4.94
425-022-005	SFR	\$1 4.94	425-040-012	SFR	\$1 4.94	425-062-004	SFR	\$1 4.94
425-022-006	SFR	\$1 4.94	425-040-013	SFR	\$1 4.94	425-062-005	SFR	\$1 4.94
425-022-007	SFR	\$1 4.94	425-040-014	SFR	\$1 4.94	425-062-008	SFR	\$1 4.94
425-022-008	SFR	\$1 4.94	425-040-015	SFR	\$1 4.94	425-062-015	SFR	\$1 4.94
425-022-009	SFR	\$1 4.94	425-040-016	VSFR	\$7.46	425-062-016	SFR	\$1 4.94
425-022-010	SFR	\$1 4.94	425-040-017	SFR	\$1 4.94	425-062-017	SFR	\$1 4.94
425-022-011	SFR	\$1 4.94	425-040-018	SFR	\$1 4.94	425-062-019	SFR	\$1 4.94
425-022-012	SFR	\$1 4.94	425-040-019	SFR	\$1 4.94	425-062-020	SFR	\$1 4.94
425-022-013	SFR	\$1 4.94	425-040-020	SFR	\$1 4.94	425-062-024	SFR	\$1 4.94
425-022-014	SFR	\$1 4.94	425-040-021	SFR	\$1 4.94	425-071-001	SFR	\$1 4.94
425-022-015	SFR	\$1 4.94	425-040-022	SFR	\$1 4.94	425-071-002	SFR	\$1 4.94
425-022-016	MFR2	\$29.88	425-040-023	SFR	\$1 4.94	425-071-003	SFR	\$1 4.94
425-022-017	SFR	\$1 4.94	425-040-024	VSFR	\$7.46	425-071-004	SFR	\$1 4.94
425-022-018	SFR	\$1 4.94	425-040-028	SFR	\$1 4.94	425-071-005	SFR	\$1 4.94
425-022-019	SFR	\$1 4.94	425-040-030	SFR	\$1 4.94	425-071-006	SFR	\$1 4.94
425-022-020	SFR	\$1 4.94	425-040-031	SFR	\$1 4.94	425-071-008	SFR	\$1 4.94
425-023-001	SFR	\$1 4.94	425-040-032	SFR	\$1 4.94	425-071-009	SFR	\$1 4.94
425-023-002	SFR	\$1 4.94	425-050-002	SFR	\$1 4.94	425-071-013	SFR	\$1 4.94
425-023-003	SFR	\$1 4.94	425-050-003	SFR	\$1 4.94	425-071-014	SFR	\$1 4.94
425-023-004	SFR	\$1 4.94	425-050-004	SFR	\$1 4.94	425-071-015	SFR	\$1 4.94
425-023-005	SFR	\$1 4.94	425-050-005	SFR	\$1 4.94	425-071-017	SFR	\$1 4.94
425-023-006	SFR	\$1 4.94	425-050-006	SFR	\$1 4.94	425-071-019	MFR2	\$29.88
425-023-007	SFR	\$1 4.94	425-050-007	SFR	\$1 4.94	425-071-020	SFR	\$1 4.94
425-023-008	SFR	\$1 4.94	425-050-008	SFR	\$1 4.94	425-071-021	SFR	\$1 4.94
425-023-009	SFR	\$1 4.94	425-050-009	SFR	\$1 4.94	425-071-022	SFR	\$1 4.94
425-023-010	SFR	\$1 4.94	425-050-013	SFR	\$1 4.94	425-071-024	SFR	\$1 4.94
425-023-011	VSFR	\$7.46	425-050-014	SFR	\$1 4.94	425-071-025	SFR	\$1 4.94
425-023-012	SFR	\$1 4.94	425-061-002	SFR	\$1 4.94	425-071-026	SFR	\$1 4.94
425-031-001	SFR	\$1 4.94	425-061-009	SFR	\$1 4.94	425-071-027	SFR	\$1 4.94
425-031-002	SFR	\$1 4.94	425-061-012	VSFR	\$7.46	425-071-028	SFR	\$1 4.94
425-031-003	SFR	\$1 4.94	425-061-013	SFR	\$1 4.94	425-071-029	SFR	\$1 4.94
425-031-004	SFR	\$1 4.94	425-061-014	SFR	\$1 4.94	425-071-030	SFR	\$1 4.94
425-031-005	SFR	\$1 4.94	425-061-015	SFR	\$1 4.94	425-071-031	SFR	\$1 4.94
425-031-006	SFR	\$1 4.94	425-061-016	SFR	\$1 4.94	425-072-001	SFR	\$1 4.94
425-031-007	SFR	\$1 4.94	425-061-017	SFR	\$1 4.94	425-072-002	SFR	\$1 4.94



Assessor's Parcel Number	Property Class	FY18-19 Service Charge	Assessor's Parcel Number	Property Class	FY18-19 Service Charge	Assessor's Parcel Number	Property Class	FY18-19 Service Charge
425-072-003	SFR	\$14.94	425-081-039	SFR	\$14.94	425-091-023	MFR5	\$74.70
425-072-004	SFR	\$14.94	425-081-040	SFR	\$14.94	425-091-024	MFR5	\$74.70
425-072-010	SFR	\$14.94	425-081-041	SFR	\$14.94	425-091-025	MFR5	\$74.70
425-072-011	SFR	\$14.94	425-081-042	SFR	\$14.94	425-091-026	MFR5	\$74.70
425-072-012	SFR	\$14.94	425-081-043	SFR	\$14.94	425-091-027	MFR5	\$74.70
425-072-013	VSFR	\$7.46	425-081-044	SFR	\$14.94	425-091-028	MFR5	\$74.70
425-072-014	SFR	\$14.94	425-081-045	SFR	\$14.94	425-091-032	MFR7	\$104.58
425-072-015	SFR	\$14.94	425-081-046	SFR	\$14.94	425-091-033	COM	\$74.70
425-072-016	SFR	\$14.94	425-081-047	SFR	\$14.94	425-091-034	MFR6	\$89.64
425-072-017	SFR	\$14.94	425-081-048	SFR	\$14.94	425-091-035	COM	\$74.70
425-072-020	SFR	\$14.94	425-081-049	SFR	\$14.94	425-091-036	MFR6	\$89.64
425-072-022	MFR2	\$29.88	425-081-050	SFR	\$14.94	425-091-037	MFR2	\$29.88
425-072-023	MFR2	\$29.88	425-081-051	SFR	\$14.94	425-091-038	COM	\$74.70
425-072-024	VSFR	\$7.46	425-081-052	SFR	\$14.94	425-091-039	SFR	\$14.94
425-072-027	SFR	\$14.94	425-081-054	SFR	\$14.94	425-092-001	SFR	\$14.94
425-072-032	SFR	\$14.94	425-081-055	SFR	\$14.94	425-092-002	SFR	\$14.94
425-072-036	SFR	\$14.94	425-081-056	SFR	\$14.94	425-092-003	SFR	\$14.94
425-072-037	SFR	\$14.94	425-081-057	SFR	\$14.94	425-092-004	SFR	\$14.94
425-081-001	SFR	\$14.94	425-082-001	SFR	\$14.94	425-092-005	SFR	\$14.94
425-081-002	SFR	\$14.94	425-082-002	SFR	\$14.94	425-092-006	SFR	\$14.94
425-081-005	SFR	\$14.94	425-082-003	SFR	\$14.94	425-092-007	MFR2	\$29.88
425-081-006	SFR	\$14.94	425-082-004	SFR	\$14.94	425-092-010	COM	\$74.70
425-081-007	SFR	\$14.94	425-082-005	SFR	\$14.94	425-092-011	SFR	\$14.94
425-081-009	SFR	\$14.94	425-082-006	SFR	\$14.94	425-100-017	MFR	\$44.82
425-081-011	SFR	\$14.94	425-082-007	SFR	\$14.94	425-100-019	SFR	\$14.94
425-081-012	SFR	\$14.94	425-082-008	SFR	\$14.94	425-100-026	MFR7	\$104.58
425-081-013	SFR	\$14.94	425-083-001	SFR	\$14.94	425-100-029	SFR	\$14.94
425-081-014	SFR	\$14.94	425-083-002	SFR	\$14.94	425-100-030	SFR	\$14.94
425-081-015	SFR	\$14.94	425-083-003	SFR	\$14.94	425-100-031	SFR	\$14.94
425-081-016	SFR	\$14.94	425-083-004	SFR	\$14.94	425-100-032	SFR	\$14.94
425-081-017	SFR	\$14.94	425-083-005	SFR	\$14.94	425-100-033	SFR	\$14.94
425-081-018	SFR	\$14.94	425-083-007	SFR	\$14.94	425-100-034	SFR	\$14.94
425-081-019	SFR	\$14.94	425-083-008	SFR	\$14.94	425-100-035	SFR	\$14.94
425-081-020	SFR	\$14.94	425-083-009	SFR	\$14.94	425-100-036	MFR2	\$29.88
425-081-021	SFR	\$14.94	425-083-010	SFR	\$14.94	425-100-037	COM	\$74.70
425-081-022	SFR	\$14.94	425-083-011	SFR	\$14.94	425-100-039	SFR	\$14.94
425-081-023	SFR	\$14.94	425-083-012	SFR	\$14.94	425-100-040	INST	\$74.70
425-081-024	SFR	\$14.94	425-083-013	SFR	\$14.94	425-100-045	SFR	\$14.94
425-081-025	SFR	\$14.94	425-083-014	SFR	\$14.94	425-100-046	MFR5	\$74.70
425-081-026	SFR	\$14.94	425-083-015	SFR	\$14.94	425-100-047	IND	\$74.70
425-081-027	SFR	\$14.94	425-083-016	SFR	\$14.94	425-100-049	SFR	\$14.94
425-081-028	SFR	\$14.94	425-091-010	MFR5	\$74.70	425-100-050	SFR	\$14.94
425-081-029	SFR	\$14.94	425-091-011	SFR	\$14.94	425-100-051	SFR	\$14.94
425-081-030	SFR	\$14.94	425-091-012	SFR	\$14.94	425-100-052	SFR	\$14.94
425-081-031	SFR	\$14.94	425-091-013	SFR	\$14.94	425-100-053	SFR	\$14.94
425-081-032	SFR	\$14.94	425-091-015	SFR	\$14.94	425-100-054	VCOM	\$7.46
425-081-033	SFR	\$14.94	425-091-016	SFR	\$14.94	425-100-055	SFR	\$14.94
425-081-034	SFR	\$14.94	425-091-017	MFR5	\$74.70	425-100-056	VCOM	\$7.46
425-081-035	SFR	\$14.94	425-091-019	MFR5	\$74.70	425-100-060	SFR	\$14.94
425-081-036	SFR	\$14.94	425-091-020	MFR5	\$74.70	425-100-061	SFR	\$14.94
425-081-037	SFR	\$14.94	425-091-021	MFR5	\$74.70	425-110-001	SFR	\$14.94
425-081-038	SFR	\$14.94	425-091-022	MFR5	\$74.70	425-110-003	SFR	\$14.94

Assessor's Parcel Number	Property Class	FY18-19 Service Charge	Assessor's Parcel Number	Property Class	FY18-19 Service Charge	Assessor's Parcel Number	Property Class	FY18-19 Service Charge
425-110-004	SFR	\$14.94	425-130-006	SFR	\$14.94	425-142-029	COM	\$74.70
425-110-005	MFR	\$44.82	425-130-007	SFR	\$14.94	425-142-030	SFR	\$14.94
425-110-006	SFR	\$14.94	425-130-008	SFR	\$14.94	425-142-031	SFR	\$14.94
425-110-014	SFR	\$14.94	425-130-009	SFR	\$14.94	425-142-034	COM	\$74.70
425-110-017	SFR	\$14.94	425-130-010	VSFR	\$7.46	425-150-001	SFR	\$14.94
425-110-018	MFR7	\$104.58	425-130-011	SFR	\$14.94	425-150-002	SFR	\$14.94
425-110-021	MFR6	\$89.64	425-130-012	SFR	\$14.94	425-150-003	SFR	\$14.94
425-110-025	VSFR	\$7.46	425-130-013	SFR	\$14.94	425-150-004	SFR	\$14.94
425-110-026	VSFR	\$7.46	425-130-014	SFR	\$14.94	425-150-007	SFR	\$14.94
425-110-027	VMFR	\$7.46	425-130-015	SFR	\$14.94	425-150-012	SFR	\$14.94
425-121-002	SFR	\$14.94	425-130-016	SFR	\$14.94	425-150-015	SFR	\$14.94
425-121-003	SFR	\$14.94	425-130-018	SFR	\$14.94	425-150-016	SFR	\$14.94
425-121-004	SFR	\$14.94	425-130-019	SFR	\$14.94	425-150-018	SFR	\$14.94
425-121-005	SFR	\$14.94	425-130-020	SFR	\$14.94	425-150-020	SFR	\$14.94
425-121-006	SFR	\$14.94	425-130-021	SFR	\$14.94	425-150-021	SFR	\$14.94
425-122-001	SFR	\$14.94	425-130-022	SFR	\$14.94	425-150-022	SFR	\$14.94
425-122-002	SFR	\$14.94	425-130-023	SFR	\$14.94	425-150-023	SFR	\$14.94
425-122-003	SFR	\$14.94	425-130-024	SFR	\$14.94	425-150-026	SFR	\$14.94
425-122-004	SFR	\$14.94	425-130-025	SFR	\$14.94	425-150-027	SFR	\$14.94
425-122-008	SFR	\$14.94	425-130-026	SFR	\$14.94	425-150-028	SFR	\$14.94
425-122-011	SFR	\$14.94	425-130-027	SFR	\$14.94	425-150-030	SFR	\$14.94
425-122-012	SFR	\$14.94	425-130-028	SFR	\$14.94	425-150-031	SFR	\$14.94
425-123-001	SFR	\$14.94	425-130-029	SFR	\$14.94	425-150-035	SFR	\$14.94
425-123-002	SFR	\$14.94	425-130-030	SFR	\$14.94	425-150-036	SFR	\$14.94
425-123-003	SFR	\$14.94	425-130-031	SFR	\$14.94	425-150-037	SFR	\$14.94
425-123-004	SFR	\$14.94	425-141-002	SFR	\$14.94	425-150-043	SFR	\$14.94
425-123-005	SFR	\$14.94	425-141-003	SFR	\$14.94	425-150-044	SFR	\$14.94
425-123-006	SFR	\$14.94	425-141-004	SFR	\$14.94	425-150-045	SFR	\$14.94
425-123-008	SFR	\$14.94	425-141-005	VSFR	\$7.46	425-150-046	VSFR	\$7.46
425-123-009	SFR	\$14.94	425-141-007	SFR	\$14.94	425-150-047	SFR	\$14.94
425-123-010	SFR	\$14.94	425-141-008	SFR	\$14.94	425-150-049	SFR	\$14.94
425-123-011	SFR	\$14.94	425-141-009	SFR	\$14.94	425-150-050	SFR	\$14.94
425-123-012	SFR	\$14.94	425-141-010	SFR	\$14.94	425-150-051	SFR	\$14.94
425-123-013	SFR	\$14.94	425-141-011	SFR	\$14.94	425-150-052	SFR	\$14.94
425-123-014	SFR	\$14.94	425-141-012	SFR	\$14.94	425-150-053	SFR	\$14.94
425-123-015	SFR	\$14.94	425-141-013	SFR	\$14.94	425-170-024	MFR7	\$104.58
425-123-016	SFR	\$14.94	425-142-010	SFR	\$14.94	425-170-027	COM	\$74.70
425-123-017	SFR	\$14.94	425-142-011	SFR	\$14.94	425-170-028	COM	\$74.70
425-123-018	SFR	\$14.94	425-142-012	SFR	\$14.94	425-170-031	SFR	\$14.94
425-123-019	SFR	\$14.94	425-142-013	SFR	\$14.94	425-170-033	MFR5	\$74.70
425-123-020	SFR	\$14.94	425-142-014	SFR	\$14.94	425-170-035	COM	\$74.70
425-123-021	SFR	\$14.94	425-142-015	VSFR	\$7.46	425-170-036	MFR5	\$74.70
425-123-022	SFR	\$14.94	425-142-017	SFR	\$14.94	425-170-038	SFR	\$14.94
425-123-023	SFR	\$14.94	425-142-018	SFR	\$14.94	425-170-039	SFR	\$14.94
425-123-024	SFR	\$14.94	425-142-019	COM	\$74.70	425-170-040	SFR	\$14.94
425-123-025	SFR	\$14.94	425-142-022	INST	\$74.70	425-210-017	COM	\$74.70
425-123-028	VMFR	\$7.46	425-142-023	SFR	\$14.94	425-210-037	SFR	\$14.94
425-130-001	SFR	\$14.94	425-142-024	SFR	\$14.94	425-210-039	VSFR	\$7.46
425-130-002	VSFR	\$7.46	425-142-025	SFR	\$14.94	425-210-040	MFR6	\$89.64
425-130-003	SFR	\$14.94	425-142-026	COM	\$74.70	425-210-042	VMFR	\$7.46
425-130-004	SFR	\$14.94	425-142-027	SFR	\$14.94	425-210-043	SFR	\$14.94
425-130-005	SFR	\$14.94	425-142-028	SFR	\$14.94	425-210-044	VMFR	\$7.46

Assessor's Parcel Number	Property Class	FY18-19 Service Charge	Assessor's Parcel Number	Property Class	FY18-19 Service Charge	Assessor's Parcel Number	Property Class	FY18-19 Service Charge
425-210-045	VMFR	\$7.46	425-252-016	SFR	\$14.94	425-270-028	CONDO	\$7.46
425-220-020	COM	\$74.70	425-252-017	SFR	\$14.94	425-270-029	CONDO	\$7.46
425-220-027	INST	\$74.70	425-252-018	SFR	\$14.94	425-270-030	CONDO	\$7.46
425-220-034	MFR7	\$104.58	425-252-019	SFR	\$14.94	425-270-031	CONDO	\$7.46
425-220-035	COM	\$74.70	425-252-020	SFR	\$14.94	425-270-032	CONDO	\$7.46
425-220-036	INST	\$74.70	425-252-021	SFR	\$14.94	425-270-033	CONDO	\$7.46
425-220-037	INST	\$74.70	425-252-022	SFR	\$14.94	425-270-034	CONDO	\$7.46
425-220-038	INST	\$74.70	425-252-023	SFR	\$14.94	425-270-035	CONDO	\$7.46
425-220-044	SFR	\$14.94	425-252-024	SFR	\$14.94	425-270-036	CONDO	\$7.46
425-220-045	SFR	\$14.94	425-252-025	SFR	\$14.94	425-270-037	CONDO	\$7.46
425-220-047	MFR7	\$104.58	425-252-026	SFR	\$14.94	425-280-001	CONDO	\$7.46
425-230-001	INST	\$74.70	425-252-027	SFR	\$14.94	425-280-002	CONDO	\$7.46
425-230-002	COM	\$74.70	425-252-028	SFR	\$14.94	425-280-003	CONDO	\$7.46
425-230-016	SFR	\$14.94	425-252-029	SFR	\$14.94	425-280-004	CONDO	\$7.46
425-230-017	SFR	\$14.94	425-252-030	SFR	\$14.94	425-280-005	CONDO	\$7.46
425-230-035	MFR5	\$74.70	425-252-031	SFR	\$14.94	425-280-006	CONDO	\$7.46
425-230-036	SFR	\$14.94	425-252-032	SFR	\$14.94	425-280-007	CONDO	\$7.46
425-230-037	VMFR	\$7.46	425-252-033	SFR	\$14.94	425-280-008	CONDO	\$7.46
425-230-038	SFR	\$14.94	425-252-034	SFR	\$14.94	425-280-009	CONDO	\$7.46
425-230-039	SFR	\$14.94	425-252-035	SFR	\$14.94	425-280-010	CONDO	\$7.46
425-230-040	SFR	\$14.94	425-252-045	VCOM	\$7.46	425-280-011	CONDO	\$7.46
425-230-041	SFR	\$14.94	425-252-048	VCOM	\$7.46	425-280-012	CONDO	\$7.46
425-240-017	COM	\$74.70	425-252-061	MFR6	\$89.64	425-280-013	CONDO	\$7.46
425-240-024	COM	\$74.70	425-252-063	COM	\$74.70	425-280-014	CONDO	\$7.46
425-240-027	INST	\$74.70	425-252-064	COM	\$74.70	425-280-015	CONDO	\$7.46
425-240-033	COM	\$74.70	425-270-001	CONDO	\$7.46	425-280-016	CONDO	\$7.46
425-240-035	COM	\$74.70	425-270-002	CONDO	\$7.46	425-280-017	CONDO	\$7.46
425-240-036	MFR	\$44.82	425-270-003	CONDO	\$7.46	425-280-018	CONDO	\$7.46
425-240-039	SFR	\$14.94	425-270-004	CONDO	\$7.46	425-280-019	CONDO	\$7.46
425-240-040	SFR	\$14.94	425-270-005	CONDO	\$7.46	425-280-020	CONDO	\$7.46
425-240-041	VSFR	\$7.46	425-270-006	CONDO	\$7.46	425-280-021	CONDO	\$7.46
425-251-002	COM	\$74.70	425-270-007	CONDO	\$7.46	425-280-022	CONDO	\$7.46
425-251-003	COM	\$74.70	425-270-008	CONDO	\$7.46	425-280-023	CONDO	\$7.46
425-251-005	COM	\$74.70	425-270-009	CONDO	\$7.46	425-280-024	CONDO	\$7.46
425-251-006	VCOM	\$7.46	425-270-010	CONDO	\$7.46	425-280-025	CONDO	\$7.46
425-251-007	COM	\$74.70	425-270-011	CONDO	\$7.46	425-280-026	CONDO	\$7.46
425-251-010	COM	\$74.70	425-270-012	CONDO	\$7.46	425-280-027	CONDO	\$7.46
425-251-011	COM	\$74.70	425-270-013	CONDO	\$7.46	425-280-028	CONDO	\$7.46
425-252-002	SFR	\$14.94	425-270-014	CONDO	\$7.46	425-280-029	CONDO	\$7.46
425-252-003	SFR	\$14.94	425-270-015	CONDO	\$7.46	425-280-030	CONDO	\$7.46
425-252-004	SFR	\$14.94	425-270-016	CONDO	\$7.46	425-280-031	CONDO	\$7.46
425-252-005	SFR	\$14.94	425-270-017	CONDO	\$7.46	425-280-032	CONDO	\$7.46
425-252-006	SFR	\$14.94	425-270-018	CONDO	\$7.46	425-280-033	CONDO	\$7.46
425-252-007	SFR	\$14.94	425-270-019	CONDO	\$7.46	425-280-034	CONDO	\$7.46
425-252-008	SFR	\$14.94	425-270-020	CONDO	\$7.46	425-280-035	CONDO	\$7.46
425-252-009	SFR	\$14.94	425-270-021	CONDO	\$7.46	425-280-036	CONDO	\$7.46
425-252-010	SFR	\$14.94	425-270-022	CONDO	\$7.46	425-280-037	CONDO	\$7.46
425-252-011	SFR	\$14.94	425-270-023	CONDO	\$7.46	425-280-038	CONDO	\$7.46
425-252-012	SFR	\$14.94	425-270-024	CONDO	\$7.46	425-300-001	CONDO	\$7.46
425-252-013	SFR	\$14.94	425-270-025	CONDO	\$7.46	425-300-002	CONDO	\$7.46
425-252-014	SFR	\$14.94	425-270-026	CONDO	\$7.46	425-300-003	CONDO	\$7.46
425-252-015	SFR	\$14.94	425-270-027	CONDO	\$7.46	425-300-004	CONDO	\$7.46

Assessor's Parcel Number	Property Class	FY18-19 Service Charge	Assessor's Parcel Number	Property Class	FY18-19 Service Charge	Assessor's Parcel Number	Property Class	FY18-19 Service Charge
425-300-005	CONDO	\$7.46	425-310-007	SFR	\$14.94	426-030-040	SFR	\$14.94
425-300-006	CONDO	\$7.46	425-310-008	SFR	\$14.94	426-030-041	SFR	\$14.94
425-300-007	CONDO	\$7.46	425-310-009	VSFR	\$7.46	426-030-042	SFR	\$14.94
425-300-008	CONDO	\$7.46	425-310-010	VSFR	\$7.46	426-030-070	VSFR	\$7.46
425-300-009	CONDO	\$7.46	425-310-011	SFR	\$14.94	426-030-071	VSFR	\$7.46
425-300-010	CONDO	\$7.46	425-310-012	SFR	\$14.94	426-040-023	SFR	\$14.94
425-300-011	CONDO	\$7.46	425-310-013	SFR	\$14.94	426-040-024	SFR	\$14.94
425-300-020	CONDO	\$7.46	425-310-014	SFR	\$14.94	426-040-025	SFR	\$14.94
425-300-021	CONDO	\$7.46	425-310-015	SFR	\$14.94	426-040-026	SFR	\$14.94
425-300-022	CONDO	\$7.46	425-310-016	SFR	\$14.94	426-040-027	SFR	\$14.94
425-300-030	CONDO	\$7.46	425-310-017	SFR	\$14.94	426-040-029	SFR	\$14.94
425-300-031	CONDO	\$7.46	425-310-018	SFR	\$14.94	426-040-030	SFR	\$14.94
425-300-032	CONDO	\$7.46	425-310-019	SFR	\$14.94	426-040-031	SFR	\$14.94
425-300-033	CONDO	\$7.46	425-310-020	VSFR	\$7.46	426-040-032	SFR	\$14.94
425-300-034	CONDO	\$7.46	425-310-021	VSFR	\$7.46	426-040-033	SFR	\$14.94
425-300-035	CONDO	\$7.46	425-310-022	VSFR	\$7.46	426-040-034	SFR	\$14.94
425-300-036	CONDO	\$7.46	425-310-023	VSFR	\$7.46	426-040-035	SFR	\$14.94
425-300-037	CONDO	\$7.46	425-310-024	VSFR	\$7.46	426-040-036	SFR	\$14.94
425-300-040	CONDO	\$7.46	425-310-025	VSFR	\$7.46	426-040-039	SFR	\$14.94
425-300-041	CONDO	\$7.46	425-310-026	VSFR	\$7.46	426-040-040	SFR	\$14.94
425-300-042	CONDO	\$7.46	425-310-027	VSFR	\$7.46	426-040-041	SFR	\$14.94
425-300-043	CONDO	\$7.46	425-310-028	VSFR	\$7.46	426-040-042	SFR	\$14.94
425-300-044	CONDO	\$7.46	425-310-029	VSFR	\$7.46	426-040-043	SFR	\$14.94
425-300-045	CONDO	\$7.46	425-310-030	VSFR	\$7.46	426-040-044	SFR	\$14.94
425-300-050	CONDO	\$7.46	425-310-031	VSFR	\$7.46	426-040-045	SFR	\$14.94
425-300-051	CONDO	\$7.46	425-310-032	VSFR	\$7.46	426-040-046	SFR	\$14.94
425-300-052	CONDO	\$7.46	426-020-025	SFR	\$14.94	426-040-047	SFR	\$14.94
425-300-053	CONDO	\$7.46	426-030-001	SFR	\$14.94	426-040-048	SFR	\$14.94
425-300-054	CONDO	\$7.46	426-030-002	SFR	\$14.94	426-040-049	SFR	\$14.94
425-300-060	CONDO	\$7.46	426-030-010	SFR	\$14.94	426-040-050	SFR	\$14.94
425-300-061	CONDO	\$7.46	426-030-011	SFR	\$14.94	426-040-051	SFR	\$14.94
425-300-062	CONDO	\$7.46	426-030-012	SFR	\$14.94	426-040-052	SFR	\$14.94
425-300-063	CONDO	\$7.46	426-030-013	SFR	\$14.94	426-040-053	SFR	\$14.94
425-300-064	CONDO	\$7.46	426-030-014	SFR	\$14.94	426-040-054	SFR	\$14.94
425-300-065	CONDO	\$7.46	426-030-015	SFR	\$14.94	426-040-055	SFR	\$14.94
425-300-070	CONDO	\$7.46	426-030-016	SFR	\$14.94	426-040-056	SFR	\$14.94
425-300-071	CONDO	\$7.46	426-030-017	SFR	\$14.94	426-040-057	SFR	\$14.94
425-300-072	CONDO	\$7.46	426-030-018	SFR	\$14.94	426-040-058	SFR	\$14.94
425-300-073	CONDO	\$7.46	426-030-021	SFR	\$14.94	426-040-062	SFR	\$14.94
425-300-074	CONDO	\$7.46	426-030-022	SFR	\$14.94	426-040-063	SFR	\$14.94
425-300-075	CONDO	\$7.46	426-030-023	SFR	\$14.94	426-040-064	SFR	\$14.94
425-300-076	CONDO	\$7.46	426-030-024	SFR	\$14.94	426-040-065	SFR	\$14.94
425-300-077	CONDO	\$7.46	426-030-025	SFR	\$14.94	426-040-066	SFR	\$14.94
425-300-078	CONDO	\$7.46	426-030-026	SFR	\$14.94	426-040-067	SFR	\$14.94
425-300-079	CONDO	\$7.46	426-030-027	SFR	\$14.94	426-040-068	SFR	\$14.94
425-300-081	CONDO	\$7.46	426-030-028	SFR	\$14.94	426-040-069	SFR	\$14.94
425-310-001	SFR	\$14.94	426-030-029	SFR	\$14.94	426-040-070	SFR	\$14.94
425-310-002	SFR	\$14.94	426-030-031	SFR	\$14.94	426-040-071	SFR	\$14.94
425-310-003	SFR	\$14.94	426-030-033	SFR	\$14.94	426-040-077	SFR	\$14.94
425-310-004	SFR	\$14.94	426-030-034	SFR	\$14.94	426-051-001	SFR	\$14.94
425-310-005	SFR	\$14.94	426-030-038	SFR	\$14.94	426-051-002	SFR	\$14.94
425-310-006	SFR	\$14.94	426-030-039	SFR	\$14.94	426-051-003	SFR	\$14.94

Assessor's Parcel Number	Property Class	FY18-19 Service Charge	Assessor's Parcel Number	Property Class	FY18-19 Service Charge	Assessor's Parcel Number	Property Class	FY18-19 Service Charge
426-051-004	SFR	\$1 4.94	426-092-004	SFR	\$1 4.94	426-111-001	SFR	\$1 4.94
426-051-005	SFR	\$1 4.94	426-092-005	SFR	\$1 4.94	426-111-002	SFR	\$1 4.94
426-051-006	SFR	\$1 4.94	426-092-006	SFR	\$1 4.94	426-112-001	SFR	\$1 4.94
426-051-007	SFR	\$1 4.94	426-092-007	SFR	\$1 4.94	426-112-002	SFR	\$1 4.94
426-051-008	SFR	\$1 4.94	426-092-008	SFR	\$1 4.94	426-112-003	SFR	\$1 4.94
426-051-009	SFR	\$1 4.94	426-092-009	SFR	\$1 4.94	426-112-004	SFR	\$1 4.94
426-051-010	SFR	\$1 4.94	426-093-001	SFR	\$1 4.94	426-113-001	SFR	\$1 4.94
426-051-011	SFR	\$1 4.94	426-093-002	SFR	\$1 4.94	426-113-002	SFR	\$1 4.94
426-051-012	SFR	\$1 4.94	426-093-003	SFR	\$1 4.94	426-113-003	SFR	\$1 4.94
426-051-013	SFR	\$1 4.94	426-093-004	SFR	\$1 4.94	426-113-004	SFR	\$1 4.94
426-051-014	SFR	\$1 4.94	426-093-005	SFR	\$1 4.94	426-113-005	SFR	\$1 4.94
426-052-001	SFR	\$1 4.94	426-093-006	SFR	\$1 4.94	426-113-006	SFR	\$1 4.94
426-052-003	SFR	\$1 4.94	426-093-007	SFR	\$1 4.94	426-113-007	SFR	\$1 4.94
426-052-004	SFR	\$1 4.94	426-093-008	SFR	\$1 4.94	426-113-008	SFR	\$1 4.94
426-052-005	MFR2	\$29.88	426-093-009	SFR	\$1 4.94	426-113-009	SFR	\$1 4.94
426-052-006	SFR	\$1 4.94	426-093-010	SFR	\$1 4.94	426-113-010	SFR	\$1 4.94
426-052-007	SFR	\$1 4.94	426-093-011	SFR	\$1 4.94	426-113-011	SFR	\$1 4.94
426-052-008	SFR	\$1 4.94	426-093-012	SFR	\$1 4.94	426-113-014	SFR	\$1 4.94
426-052-009	SFR	\$1 4.94	426-093-013	SFR	\$1 4.94	426-113-015	SFR	\$1 4.94
426-052-010	SFR	\$1 4.94	426-093-014	SFR	\$1 4.94	426-113-017	SFR	\$1 4.94
426-052-011	SFR	\$1 4.94	426-093-015	SFR	\$1 4.94	426-113-018	SFR	\$1 4.94
426-052-012	SFR	\$1 4.94	426-093-016	SFR	\$1 4.94	426-113-019	SFR	\$1 4.94
426-052-013	SFR	\$1 4.94	426-101-002	SFR	\$1 4.94	426-113-020	SFR	\$1 4.94
426-052-016	SFR	\$1 4.94	426-102-001	SFR	\$1 4.94	426-113-021	SFR	\$1 4.94
426-052-017	SFR	\$1 4.94	426-102-002	SFR	\$1 4.94	426-113-023	SFR	\$1 4.94
426-052-018	SFR	\$1 4.94	426-103-001	SFR	\$1 4.94	426-113-024	SFR	\$1 4.94
426-052-019	SFR	\$1 4.94	426-103-002	SFR	\$1 4.94	426-113-025	SFR	\$1 4.94
426-052-020	SFR	\$1 4.94	426-103-003	SFR	\$1 4.94	426-113-026	SFR	\$1 4.94
426-060-012	SFR	\$1 4.94	426-104-001	SFR	\$1 4.94	426-114-001	SFR	\$1 4.94
426-060-052	SFR	\$1 4.94	426-104-002	SFR	\$1 4.94	426-114-002	SFR	\$1 4.94
426-060-053	SFR	\$1 4.94	426-104-003	SFR	\$1 4.94	426-114-003	SFR	\$1 4.94
426-060-054	VSFR	\$7.46	426-104-004	SFR	\$1 4.94	426-114-004	SFR	\$1 4.94
426-060-055	SFR	\$1 4.94	426-104-005	SFR	\$1 4.94	426-114-005	SFR	\$1 4.94
426-070-020	VSFR	\$7.46	426-104-006	SFR	\$1 4.94	426-114-006	SFR	\$1 4.94
426-091-001	SFR	\$1 4.94	426-104-007	SFR	\$1 4.94	426-114-007	SFR	\$1 4.94
426-091-002	SFR	\$1 4.94	426-104-008	SFR	\$1 4.94	426-114-008	SFR	\$1 4.94
426-091-003	SFR	\$1 4.94	426-104-009	SFR	\$1 4.94	426-114-009	SFR	\$1 4.94
426-091-004	SFR	\$1 4.94	426-104-010	SFR	\$1 4.94	426-114-010	SFR	\$1 4.94
426-091-005	SFR	\$1 4.94	426-104-011	SFR	\$1 4.94	426-114-011	SFR	\$1 4.94
426-091-006	SFR	\$1 4.94	426-104-012	SFR	\$1 4.94	426-114-012	SFR	\$1 4.94
426-091-007	SFR	\$1 4.94	426-104-014	SFR	\$1 4.94	426-114-013	SFR	\$1 4.94
426-091-008	SFR	\$1 4.94	426-104-015	SFR	\$1 4.94	426-114-014	SFR	\$1 4.94
426-091-009	SFR	\$1 4.94	426-104-016	SFR	\$1 4.94	426-114-015	SFR	\$1 4.94
426-091-010	SFR	\$1 4.94	426-104-017	SFR	\$1 4.94	426-114-016	SFR	\$1 4.94
426-091-011	SFR	\$1 4.94	426-104-018	SFR	\$1 4.94	426-114-017	SFR	\$1 4.94
426-091-012	SFR	\$1 4.94	426-104-019	SFR	\$1 4.94	426-114-018	SFR	\$1 4.94
426-091-013	SFR	\$1 4.94	426-104-021	SFR	\$1 4.94	426-114-019	SFR	\$1 4.94
426-091-014	SFR	\$1 4.94	426-104-023	SFR	\$1 4.94	426-114-020	SFR	\$1 4.94
426-091-015	SFR	\$1 4.94	426-104-025	SFR	\$1 4.94	426-114-021	SFR	\$1 4.94
426-092-001	SFR	\$1 4.94	426-104-026	SFR	\$1 4.94	426-114-022	SFR	\$1 4.94
426-092-002	SFR	\$1 4.94	426-104-027	SFR	\$1 4.94	426-114-023	SFR	\$1 4.94
426-092-003	SFR	\$1 4.94	426-104-028	SFR	\$1 4.94	426-114-024	SFR	\$1 4.94

Assessor's Parcel Number	Property Class	FY18-19 Service Charge	Assessor's Parcel Number	Property Class	FY18-19 Service Charge	Assessor's Parcel Number	Property Class	FY18-19 Service Charge
426-114-025	SFR	\$1 4.94	426-122-003	SFR	\$1 4.94	426-133-007	SFR	\$1 4.94
426-114-026	SFR	\$1 4.94	426-122-004	SFR	\$1 4.94	426-133-008	SFR	\$1 4.94
426-114-027	SFR	\$1 4.94	426-122-005	SFR	\$1 4.94	426-133-009	SFR	\$1 4.94
426-114-028	SFR	\$1 4.94	426-122-006	SFR	\$1 4.94	426-133-010	SFR	\$1 4.94
426-114-029	SFR	\$1 4.94	426-122-007	SFR	\$1 4.94	426-133-011	SFR	\$1 4.94
426-115-001	SFR	\$1 4.94	426-122-008	SFR	\$1 4.94	426-133-012	SFR	\$1 4.94
426-115-002	SFR	\$1 4.94	426-122-009	SFR	\$1 4.94	426-133-013	SFR	\$1 4.94
426-115-003	SFR	\$1 4.94	426-122-010	SFR	\$1 4.94	426-133-014	SFR	\$1 4.94
426-115-004	SFR	\$1 4.94	426-122-011	SFR	\$1 4.94	426-133-015	SFR	\$1 4.94
426-115-005	SFR	\$1 4.94	426-122-012	SFR	\$1 4.94	426-133-016	SFR	\$1 4.94
426-115-006	SFR	\$1 4.94	426-122-013	SFR	\$1 4.94	426-133-017	SFR	\$1 4.94
426-115-007	SFR	\$1 4.94	426-122-014	SFR	\$1 4.94	426-133-018	SFR	\$1 4.94
426-115-008	SFR	\$1 4.94	426-122-015	SFR	\$1 4.94	426-133-019	SFR	\$1 4.94
426-115-009	SFR	\$1 4.94	426-122-016	SFR	\$1 4.94	426-133-020	SFR	\$1 4.94
426-115-010	SFR	\$1 4.94	426-122-017	SFR	\$1 4.94	426-133-021	SFR	\$1 4.94
426-115-011	SFR	\$1 4.94	426-122-018	SFR	\$1 4.94	426-133-022	SFR	\$1 4.94
426-115-012	SFR	\$1 4.94	426-122-019	SFR	\$1 4.94	426-133-023	SFR	\$1 4.94
426-115-013	SFR	\$1 4.94	426-122-020	SFR	\$1 4.94	426-133-024	SFR	\$1 4.94
426-115-014	SFR	\$1 4.94	426-122-021	SFR	\$1 4.94	426-133-025	SFR	\$1 4.94
426-115-015	SFR	\$1 4.94	426-122-022	SFR	\$1 4.94	426-133-026	SFR	\$1 4.94
426-115-016	SFR	\$1 4.94	426-122-023	SFR	\$1 4.94	426-133-027	SFR	\$1 4.94
426-116-001	SFR	\$1 4.94	426-122-024	SFR	\$1 4.94	426-133-028	SFR	\$1 4.94
426-116-002	SFR	\$1 4.94	426-122-025	SFR	\$1 4.94	426-141-001	SFR	\$1 4.94
426-116-003	SFR	\$1 4.94	426-122-026	SFR	\$1 4.94	426-141-002	SFR	\$1 4.94
426-116-004	SFR	\$1 4.94	426-122-027	SFR	\$1 4.94	426-141-003	SFR	\$1 4.94
426-116-005	SFR	\$1 4.94	426-131-001	SFR	\$1 4.94	426-141-004	SFR	\$1 4.94
426-116-006	SFR	\$1 4.94	426-131-002	SFR	\$1 4.94	426-141-005	SFR	\$1 4.94
426-116-007	SFR	\$1 4.94	426-131-003	SFR	\$1 4.94	426-142-001	SFR	\$1 4.94
426-121-001	SFR	\$1 4.94	426-131-004	SFR	\$1 4.94	426-142-002	SFR	\$1 4.94
426-121-002	SFR	\$1 4.94	426-131-005	SFR	\$1 4.94	426-142-003	SFR	\$1 4.94
426-121-003	SFR	\$1 4.94	426-131-006	SFR	\$1 4.94	426-142-004	SFR	\$1 4.94
426-121-004	SFR	\$1 4.94	426-131-007	SFR	\$1 4.94	426-142-005	SFR	\$1 4.94
426-121-005	SFR	\$1 4.94	426-131-008	SFR	\$1 4.94	426-143-001	SFR	\$1 4.94
426-121-006	SFR	\$1 4.94	426-131-009	SFR	\$1 4.94	426-143-002	SFR	\$1 4.94
426-121-007	SFR	\$1 4.94	426-131-012	SFR	\$1 4.94	426-143-003	SFR	\$1 4.94
426-121-008	SFR	\$1 4.94	426-131-018	SFR	\$1 4.94	426-143-004	SFR	\$1 4.94
426-121-010	SFR	\$1 4.94	426-131-019	SFR	\$1 4.94	426-143-005	SFR	\$1 4.94
426-121-011	SFR	\$1 4.94	426-131-020	SFR	\$1 4.94	426-143-006	SFR	\$1 4.94
426-121-012	SFR	\$1 4.94	426-132-001	SFR	\$1 4.94	426-143-007	SFR	\$1 4.94
426-121-013	SFR	\$1 4.94	426-132-002	SFR	\$1 4.94	426-143-008	SFR	\$1 4.94
426-121-014	SFR	\$1 4.94	426-132-003	SFR	\$1 4.94	426-143-009	SFR	\$1 4.94
426-121-015	SFR	\$1 4.94	426-132-004	SFR	\$1 4.94	426-143-011	SFR	\$1 4.94
426-121-016	SFR	\$1 4.94	426-132-005	SFR	\$1 4.94	426-143-012	SFR	\$1 4.94
426-121-017	SFR	\$1 4.94	426-132-006	SFR	\$1 4.94	426-143-013	SFR	\$1 4.94
426-121-018	SFR	\$1 4.94	426-132-007	SFR	\$1 4.94	426-143-014	SFR	\$1 4.94
426-121-019	SFR	\$1 4.94	426-132-008	SFR	\$1 4.94	426-143-015	SFR	\$1 4.94
426-121-020	SFR	\$1 4.94	426-133-001	SFR	\$1 4.94	426-143-016	SFR	\$1 4.94
426-121-021	SFR	\$1 4.94	426-133-002	SFR	\$1 4.94	426-143-017	SFR	\$1 4.94
426-121-022	MFR2	\$29.88	426-133-003	SFR	\$1 4.94	426-143-018	SFR	\$1 4.94
426-121-023	SFR	\$1 4.94	426-133-004	SFR	\$1 4.94	426-143-019	SFR	\$1 4.94
426-122-001	SFR	\$1 4.94	426-133-005	SFR	\$1 4.94	426-143-020	SFR	\$1 4.94
426-122-002	SFR	\$1 4.94	426-133-006	SFR	\$1 4.94	426-143-021	SFR	\$1 4.94

Assessor's Parcel Number	Property Class	FY18-19 Service Charge	Assessor's Parcel Number	Property Class	FY18-19 Service Charge	Assessor's Parcel Number	Property Class	FY18-19 Service Charge
426-143-022	SFR	\$1 4.94	426-153-004	SFR	\$1 4.94	426-163-010	SFR	\$1 4.94
426-143-023	SFR	\$1 4.94	426-153-005	SFR	\$1 4.94	426-163-011	SFR	\$1 4.94
426-143-024	SFR	\$1 4.94	426-153-006	SFR	\$1 4.94	426-163-012	SFR	\$1 4.94
426-143-025	SFR	\$1 4.94	426-153-007	SFR	\$1 4.94	426-163-013	SFR	\$1 4.94
426-143-026	SFR	\$1 4.94	426-153-008	SFR	\$1 4.94	426-163-014	SFR	\$1 4.94
426-143-027	SFR	\$1 4.94	426-153-009	SFR	\$1 4.94	426-163-015	SFR	\$1 4.94
426-143-028	SFR	\$1 4.94	426-153-010	SFR	\$1 4.94	426-163-016	SFR	\$1 4.94
426-143-029	SFR	\$1 4.94	426-161-001	COM	\$74.70	426-163-017	SFR	\$1 4.94
426-143-030	SFR	\$1 4.94	426-161-002	SFR	\$1 4.94	426-163-018	SFR	\$1 4.94
426-143-031	SFR	\$1 4.94	426-161-003	SFR	\$1 4.94	426-163-019	SFR	\$1 4.94
426-143-032	SFR	\$1 4.94	426-161-004	SFR	\$1 4.94	426-163-020	SFR	\$1 4.94
426-143-033	SFR	\$1 4.94	426-161-005	SFR	\$1 4.94	426-163-021	SFR	\$1 4.94
426-143-034	MFR2	\$29.88	426-161-006	SFR	\$1 4.94	426-163-022	SFR	\$1 4.94
426-143-035	SFR	\$1 4.94	426-161-007	SFR	\$1 4.94	426-163-023	SFR	\$1 4.94
426-143-036	SFR	\$1 4.94	426-161-008	SFR	\$1 4.94	426-163-024	SFR	\$1 4.94
426-143-039	SFR	\$1 4.94	426-161-011	SFR	\$1 4.94	426-163-025	SFR	\$1 4.94
426-151-001	SFR	\$1 4.94	426-161-012	SFR	\$1 4.94	426-163-026	SFR	\$1 4.94
426-151-002	SFR	\$1 4.94	426-161-013	SFR	\$1 4.94	426-163-027	SFR	\$1 4.94
426-151-003	SFR	\$1 4.94	426-161-014	SFR	\$1 4.94	426-163-028	SFR	\$1 4.94
426-151-004	SFR	\$1 4.94	426-161-017	SFR	\$1 4.94	426-163-029	SFR	\$1 4.94
426-151-005	SFR	\$1 4.94	426-161-018	SFR	\$1 4.94	426-163-030	SFR	\$1 4.94
426-151-006	SFR	\$1 4.94	426-161-019	SFR	\$1 4.94	426-163-031	SFR	\$1 4.94
426-151-007	SFR	\$1 4.94	426-161-020	SFR	\$1 4.94	426-163-032	SFR	\$1 4.94
426-151-008	SFR	\$1 4.94	426-161-021	SFR	\$1 4.94	426-163-038	SFR	\$1 4.94
426-151-009	SFR	\$1 4.94	426-161-022	SFR	\$1 4.94	426-163-039	SFR	\$1 4.94
426-151-010	SFR	\$1 4.94	426-161-023	SFR	\$1 4.94	426-163-040	SFR	\$1 4.94
426-151-011	SFR	\$1 4.94	426-162-001	SFR	\$1 4.94	426-163-043	SFR	\$1 4.94
426-151-012	SFR	\$1 4.94	426-162-002	SFR	\$1 4.94	426-163-044	VSFR	\$7.46
426-151-013	SFR	\$1 4.94	426-162-003	SFR	\$1 4.94	426-163-047	SFR	\$1 4.94
426-151-014	SFR	\$1 4.94	426-162-004	SFR	\$1 4.94	426-163-048	SFR	\$1 4.94
426-152-001	SFR	\$1 4.94	426-162-005	SFR	\$1 4.94	426-163-049	SFR	\$1 4.94
426-152-002	SFR	\$1 4.94	426-162-006	SFR	\$1 4.94	426-163-050	SFR	\$1 4.94
426-152-003	SFR	\$1 4.94	426-162-007	SFR	\$1 4.94	426-163-052	VSFR	\$7.46
426-152-004	SFR	\$1 4.94	426-162-008	SFR	\$1 4.94	426-163-053	SFR	\$1 4.94
426-152-005	SFR	\$1 4.94	426-162-009	SFR	\$1 4.94	426-163-054	SFR	\$1 4.94
426-152-006	SFR	\$1 4.94	426-162-010	SFR	\$1 4.94	426-171-001	SFR	\$1 4.94
426-152-007	SFR	\$1 4.94	426-162-011	SFR	\$1 4.94	426-171-002	SFR	\$1 4.94
426-152-008	SFR	\$1 4.94	426-162-012	SFR	\$1 4.94	426-171-003	SFR	\$1 4.94
426-152-009	SFR	\$1 4.94	426-162-013	SFR	\$1 4.94	426-171-004	SFR	\$1 4.94
426-152-010	SFR	\$1 4.94	426-162-014	SFR	\$1 4.94	426-171-005	SFR	\$1 4.94
426-152-011	SFR	\$1 4.94	426-162-015	SFR	\$1 4.94	426-171-006	SFR	\$1 4.94
426-152-012	SFR	\$1 4.94	426-162-016	SFR	\$1 4.94	426-171-009	SFR	\$1 4.94
426-152-013	SFR	\$1 4.94	426-162-017	SFR	\$1 4.94	426-171-010	SFR	\$1 4.94
426-152-014	SFR	\$1 4.94	426-162-018	SFR	\$1 4.94	426-171-011	SFR	\$1 4.94
426-152-015	SFR	\$1 4.94	426-162-019	SFR	\$1 4.94	426-171-012	SFR	\$1 4.94
426-152-016	SFR	\$1 4.94	426-163-001	SFR	\$1 4.94	426-171-013	SFR	\$1 4.94
426-152-017	SFR	\$1 4.94	426-163-002	SFR	\$1 4.94	426-171-014	MFR2	\$29.88
426-152-018	SFR	\$1 4.94	426-163-003	SFR	\$1 4.94	426-172-001	SFR	\$1 4.94
426-152-019	SFR	\$1 4.94	426-163-004	SFR	\$1 4.94	426-172-002	SFR	\$1 4.94
426-153-001	SFR	\$1 4.94	426-163-005	SFR	\$1 4.94	426-172-004	SFR	\$1 4.94
426-153-002	SFR	\$1 4.94	426-163-006	SFR	\$1 4.94	426-172-005	SFR	\$1 4.94
426-153-003	SFR	\$1 4.94	426-163-007	SFR	\$1 4.94	426-172-006	SFR	\$1 4.94

Assessor's Parcel Number	Property Class	FY18-19 Service Charge	Assessor's Parcel Number	Property Class	FY18-19 Service Charge	Assessor's Parcel Number	Property Class	FY18-19 Service Charge
426-172-007	SFR	\$1 4.94	426-181-014	SFR	\$1 4.94	426-200-017	SFR	\$1 4.94
426-172-008	SFR	\$1 4.94	426-181-015	SFR	\$1 4.94	426-200-018	SFR	\$1 4.94
426-172-010	SFR	\$1 4.94	426-181-016	SFR	\$1 4.94	426-200-019	SFR	\$1 4.94
426-172-011	SFR	\$1 4.94	426-181-017	SFR	\$1 4.94	426-200-020	SFR	\$1 4.94
426-172-013	SFR	\$1 4.94	426-181-018	SFR	\$1 4.94	426-200-021	SFR	\$1 4.94
426-172-014	SFR	\$1 4.94	426-181-019	SFR	\$1 4.94	426-200-022	SFR	\$1 4.94
426-172-016	SFR	\$1 4.94	426-181-020	SFR	\$1 4.94	426-200-023	SFR	\$1 4.94
426-172-017	SFR	\$1 4.94	426-181-021	SFR	\$1 4.94	426-210-002	SFR	\$1 4.94
426-172-019	SFR	\$1 4.94	426-181-022	SFR	\$1 4.94	426-210-003	SFR	\$1 4.94
426-172-020	SFR	\$1 4.94	426-181-023	SFR	\$1 4.94	426-210-006	MFR2	\$29.88
426-172-021	SFR	\$1 4.94	426-181-024	MFR2	\$29.88	426-210-007	VSFR	\$7.46
426-172-022	SFR	\$1 4.94	426-181-025	SFR	\$1 4.94	426-210-008	SFR	\$1 4.94
426-173-002	SFR	\$1 4.94	426-181-026	SFR	\$1 4.94	426-210-010	SFR	\$1 4.94
426-173-003	SFR	\$1 4.94	426-181-027	SFR	\$1 4.94	426-210-011	SFR	\$1 4.94
426-173-004	SFR	\$1 4.94	426-181-028	SFR	\$1 4.94	426-210-012	SFR	\$1 4.94
426-173-005	SFR	\$1 4.94	426-182-001	VSFR	\$7.46	426-210-015	SFR	\$1 4.94
426-173-006	SFR	\$1 4.94	426-182-002	SFR	\$1 4.94	426-210-016	VSFR	\$7.46
426-173-007	SFR	\$1 4.94	426-182-003	SFR	\$1 4.94	426-210-017	VSFR	\$7.46
426-173-008	SFR	\$1 4.94	426-182-004	SFR	\$1 4.94	426-210-018	VSFR	\$7.46
426-173-009	SFR	\$1 4.94	426-182-005	SFR	\$1 4.94	426-210-019	VSFR	\$7.46
426-173-010	SFR	\$1 4.94	426-182-006	SFR	\$1 4.94	426-210-020	VSFR	\$7.46
426-173-011	SFR	\$1 4.94	426-182-007	SFR	\$1 4.94	426-210-021	SFR	\$1 4.94
426-173-013	SFR	\$1 4.94	426-182-008	SFR	\$1 4.94	426-221-003	SFR	\$1 4.94
426-173-014	SFR	\$1 4.94	426-182-009	SFR	\$1 4.94	426-221-004	SFR	\$1 4.94
426-173-015	SFR	\$1 4.94	426-182-011	SFR	\$1 4.94	426-221-005	SFR	\$1 4.94
426-173-016	SFR	\$1 4.94	426-182-012	SFR	\$1 4.94	426-221-006	SFR	\$1 4.94
426-173-017	SFR	\$1 4.94	426-182-013	SFR	\$1 4.94	426-221-007	SFR	\$1 4.94
426-173-018	SFR	\$1 4.94	426-182-014	SFR	\$1 4.94	426-221-008	SFR	\$1 4.94
426-173-019	SFR	\$1 4.94	426-182-016	SFR	\$1 4.94	426-221-009	SFR	\$1 4.94
426-173-020	SFR	\$1 4.94	426-182-017	VSFR	\$7.46	426-221-010	SFR	\$1 4.94
426-173-021	SFR	\$1 4.94	426-191-003	SFR	\$1 4.94	426-221-011	SFR	\$1 4.94
426-173-022	SFR	\$1 4.94	426-192-003	SFR	\$1 4.94	426-221-012	SFR	\$1 4.94
426-173-023	SFR	\$1 4.94	426-192-004	SFR	\$1 4.94	426-221-013	SFR	\$1 4.94
426-173-024	SFR	\$1 4.94	426-192-005	VSFR	\$7.46	426-221-014	SFR	\$1 4.94
426-173-025	SFR	\$1 4.94	426-192-006	SFR	\$1 4.94	426-221-015	SFR	\$1 4.94
426-173-026	SFR	\$1 4.94	426-192-007	VSFR	\$7.46	426-221-017	SFR	\$1 4.94
426-173-027	SFR	\$1 4.94	426-192-008	VSFR	\$7.46	426-221-018	SFR	\$1 4.94
426-173-028	SFR	\$1 4.94	426-200-001	SFR	\$1 4.94	426-221-019	SFR	\$1 4.94
426-173-029	SFR	\$1 4.94	426-200-002	SFR	\$1 4.94	426-221-020	SFR	\$1 4.94
426-173-030	SFR	\$1 4.94	426-200-003	SFR	\$1 4.94	426-221-021	SFR	\$1 4.94
426-181-001	SFR	\$1 4.94	426-200-004	SFR	\$1 4.94	426-221-022	SFR	\$1 4.94
426-181-002	SFR	\$1 4.94	426-200-005	SFR	\$1 4.94	426-221-023	SFR	\$1 4.94
426-181-003	SFR	\$1 4.94	426-200-006	SFR	\$1 4.94	426-221-024	SFR	\$1 4.94
426-181-004	SFR	\$1 4.94	426-200-007	SFR	\$1 4.94	426-221-025	SFR	\$1 4.94
426-181-005	SFR	\$1 4.94	426-200-008	VSFR	\$7.46	426-221-026	SFR	\$1 4.94
426-181-006	SFR	\$1 4.94	426-200-009	SFR	\$1 4.94	426-221-027	SFR	\$1 4.94
426-181-007	SFR	\$1 4.94	426-200-011	VSFR	\$7.46	426-221-028	SFR	\$1 4.94
426-181-008	SFR	\$1 4.94	426-200-012	SFR	\$1 4.94	426-221-029	SFR	\$1 4.94
426-181-009	SFR	\$1 4.94	426-200-013	SFR	\$1 4.94	426-221-032	SFR	\$1 4.94
426-181-010	SFR	\$1 4.94	426-200-014	SFR	\$1 4.94	426-221-033	SFR	\$1 4.94
426-181-011	SFR	\$1 4.94	426-200-015	SFR	\$1 4.94	426-221-034	SFR	\$1 4.94
426-181-012	SFR	\$1 4.94	426-200-016	SFR	\$1 4.94	426-221-035	SFR	\$1 4.94



Assessor's Parcel Number	Property Class	FY18-19 Service Charge	Assessor's Parcel Number	Property Class	FY18-19 Service Charge	Assessor's Parcel Number	Property Class	FY18-19 Service Charge
426-221-036	SFR	\$1 4.94	426-230-025	SFR	\$1 4.94	426-243-039	VSFR	\$7.46
426-221-037	SFR	\$1 4.94	426-230-026	SFR	\$1 4.94	426-243-040	SFR	\$1 4.94
426-221-038	SFR	\$1 4.94	426-230-029	SFR	\$1 4.94	426-243-041	SFR	\$1 4.94
426-221-039	SFR	\$1 4.94	426-230-030	SFR	\$1 4.94	426-243-042	VSFR	\$7.46
426-221-040	SFR	\$1 4.94	426-230-031	SFR	\$1 4.94	426-243-043	VSFR	\$7.46
426-221-041	SFR	\$1 4.94	426-230-036	SFR	\$1 4.94	426-243-044	SFR	\$1 4.94
426-221-042	SFR	\$1 4.94	426-230-037	SFR	\$1 4.94	426-243-045	VSFR	\$7.46
426-221-043	SFR	\$1 4.94	426-230-038	SFR	\$1 4.94	426-243-046	SFR	\$1 4.94
426-221-044	SFR	\$1 4.94	426-230-039	SFR	\$1 4.94	426-250-001	SFR	\$1 4.94
426-221-045	SFR	\$1 4.94	426-230-040	SFR	\$1 4.94	426-250-002	SFR	\$1 4.94
426-221-046	SFR	\$1 4.94	426-230-041	SFR	\$1 4.94	426-250-003	SFR	\$1 4.94
426-221-047	SFR	\$1 4.94	426-230-046	SFR	\$1 4.94	426-250-004	SFR	\$1 4.94
426-221-048	SFR	\$1 4.94	426-230-047	SFR	\$1 4.94	426-250-005	SFR	\$1 4.94
426-221-051	SFR	\$1 4.94	426-230-048	SFR	\$1 4.94	426-250-006	SFR	\$1 4.94
426-221-052	SFR	\$1 4.94	426-230-051	SFR	\$1 4.94	426-250-007	SFR	\$1 4.94
426-221-053	SFR	\$1 4.94	426-230-052	SFR	\$1 4.94	426-250-008	SFR	\$1 4.94
426-222-001	SFR	\$1 4.94	426-230-053	SFR	\$1 4.94	426-250-009	SFR	\$1 4.94
426-222-002	SFR	\$1 4.94	426-241-001	SFR	\$1 4.94	426-250-010	SFR	\$1 4.94
426-222-003	SFR	\$1 4.94	426-241-002	SFR	\$1 4.94	426-250-011	SFR	\$1 4.94
426-222-006	SFR	\$1 4.94	426-241-003	SFR	\$1 4.94	426-250-012	SFR	\$1 4.94
426-222-007	SFR	\$1 4.94	426-241-004	SFR	\$1 4.94	426-250-017	SFR	\$1 4.94
426-222-008	SFR	\$1 4.94	426-241-005	SFR	\$1 4.94	426-250-018	SFR	\$1 4.94
426-222-009	SFR	\$1 4.94	426-241-007	SFR	\$1 4.94	426-250-022	SFR	\$1 4.94
426-222-010	SFR	\$1 4.94	426-241-008	SFR	\$1 4.94	426-250-023	SFR	\$1 4.94
426-222-012	SFR	\$1 4.94	426-241-010	SFR	\$1 4.94	426-250-024	SFR	\$1 4.94
426-222-013	SFR	\$1 4.94	426-241-011	SFR	\$1 4.94	426-250-025	SFR	\$1 4.94
426-222-015	SFR	\$1 4.94	426-242-004	SFR	\$1 4.94	426-250-026	SFR	\$1 4.94
426-222-016	SFR	\$1 4.94	426-242-005	SFR	\$1 4.94	426-250-027	SFR	\$1 4.94
426-230-001	SFR	\$1 4.94	426-242-007	SFR	\$1 4.94	426-250-032	SFR	\$1 4.94
426-230-002	SFR	\$1 4.94	426-242-008	SFR	\$1 4.94	426-250-033	SFR	\$1 4.94
426-230-003	SFR	\$1 4.94	426-242-009	SFR	\$1 4.94	426-250-036	SFR	\$1 4.94
426-230-004	SFR	\$1 4.94	426-243-001	SFR	\$1 4.94	426-250-037	SFR	\$1 4.94
426-230-005	SFR	\$1 4.94	426-243-002	SFR	\$1 4.94	426-250-038	SFR	\$1 4.94
426-230-006	SFR	\$1 4.94	426-243-003	SFR	\$1 4.94	426-250-039	SFR	\$1 4.94
426-230-007	SFR	\$1 4.94	426-243-004	SFR	\$1 4.94	426-250-040	SFR	\$1 4.94
426-230-008	SFR	\$1 4.94	426-243-005	VSFR	\$7.46	426-250-041	SFR	\$1 4.94
426-230-009	SFR	\$1 4.94	426-243-008	SFR	\$1 4.94	426-250-042	SFR	\$1 4.94
426-230-010	SFR	\$1 4.94	426-243-011	SFR	\$1 4.94	426-250-044	SFR	\$1 4.94
426-230-011	SFR	\$1 4.94	426-243-014	SFR	\$1 4.94	426-250-045	SFR	\$1 4.94
426-230-012	SFR	\$1 4.94	426-243-015	SFR	\$1 4.94	426-250-048	SFR	\$1 4.94
426-230-013	SFR	\$1 4.94	426-243-016	SFR	\$1 4.94	426-250-049	SFR	\$1 4.94
426-230-014	SFR	\$1 4.94	426-243-017	SFR	\$1 4.94	426-250-050	SFR	\$1 4.94
426-230-015	SFR	\$1 4.94	426-243-018	SFR	\$1 4.94	426-250-051	SFR	\$1 4.94
426-230-016	SFR	\$1 4.94	426-243-019	VSFR	\$7.46	426-250-052	SFR	\$1 4.94
426-230-017	SFR	\$1 4.94	426-243-021	SFR	\$1 4.94	426-250-053	SFR	\$1 4.94
426-230-018	SFR	\$1 4.94	426-243-022	SFR	\$1 4.94	426-250-054	SFR	\$1 4.94
426-230-019	SFR	\$1 4.94	426-243-023	SFR	\$1 4.94	426-250-055	SFR	\$1 4.94
426-230-020	SFR	\$1 4.94	426-243-025	SFR	\$1 4.94	426-250-056	SFR	\$1 4.94
426-230-021	SFR	\$1 4.94	426-243-026	SFR	\$1 4.94	426-250-057	SFR	\$1 4.94
426-230-022	SFR	\$1 4.94	426-243-028	SFR	\$1 4.94	426-250-061	SFR	\$1 4.94
426-230-023	SFR	\$1 4.94	426-243-035	SFR	\$1 4.94	426-250-062	SFR	\$1 4.94
426-230-024	SFR	\$1 4.94	426-243-037	SFR	\$1 4.94	426-250-063	SFR	\$1 4.94

Assessor's Parcel Number	Property Class	FY18-19 Service Charge	Assessor's Parcel Number	Property Class	FY18-19 Service Charge	Assessor's Parcel Number	Property Class	FY18-19 Service Charge
426-250-064	SFR	\$14.94	426-270-030	MFR5	\$74.70	426-420-043	CONDO	\$7.46
426-261-005	MFR4	\$59.76	426-270-033	COM	\$74.70	426-420-044	CONDO	\$7.46
426-261-006	COM	\$74.70	426-270-034	SFR	\$14.94	426-420-045	CONDO	\$7.46
426-261-009	SFR	\$14.94	426-270-035	COM	\$74.70	426-420-046	CONDO	\$7.46
426-261-013	SFR	\$14.94	426-270-036	SFR	\$14.94	426-420-047	CONDO	\$7.46
426-261-014	SFR	\$14.94	426-270-037	SFR	\$14.94	426-420-048	CONDO	\$7.46
426-261-016	SFR	\$14.94	426-270-038	SFR	\$14.94	426-420-049	CONDO	\$7.46
426-261-017	SFR	\$14.94	426-270-039	SFR	\$14.94	426-420-050	CONDO	\$7.46
426-261-019	SFR	\$14.94	426-270-040	SFR	\$14.94	426-420-051	CONDO	\$7.46
426-261-020	SFR	\$14.94	426-270-041	SFR	\$14.94	426-420-052	CONDO	\$7.46
426-261-021	COM	\$74.70	426-270-042	SFR	\$14.94	426-420-053	CONDO	\$7.46
426-261-022	SFR	\$14.94	426-270-043	SFR	\$14.94	426-420-054	CONDO	\$7.46
426-261-026	COM	\$74.70	426-270-044	SFR	\$14.94	426-420-055	CONDO	\$7.46
426-261-027	SFR	\$14.94	426-270-045	SFR	\$14.94	426-420-056	CONDO	\$7.46
426-261-028	SFR	\$14.94	426-420-005	CONDO	\$7.46	426-420-057	CONDO	\$7.46
426-261-029	SFR	\$14.94	426-420-006	CONDO	\$7.46	426-420-058	CONDO	\$7.46
426-261-031	SFR	\$14.94	426-420-007	CONDO	\$7.46	426-420-059	CONDO	\$7.46
426-261-037	SFR	\$14.94	426-420-008	CONDO	\$7.46	426-420-060	CONDO	\$7.46
426-261-038	SFR	\$14.94	426-420-009	CONDO	\$7.46	426-420-061	CONDO	\$7.46
426-261-039	SFR	\$14.94	426-420-010	CONDO	\$7.46	426-420-062	CONDO	\$7.46
426-261-044	COM	\$74.70	426-420-011	CONDO	\$7.46	426-420-063	CONDO	\$7.46
426-261-045	SFR	\$14.94	426-420-012	CONDO	\$7.46	426-420-064	CONDO	\$7.46
426-261-046	SFR	\$14.94	426-420-013	CONDO	\$7.46	426-420-065	CONDO	\$7.46
426-261-047	SFR	\$14.94	426-420-014	CONDO	\$7.46	426-420-066	CONDO	\$7.46
426-261-048	SFR	\$14.94	426-420-015	CONDO	\$7.46	426-420-067	CONDO	\$7.46
426-261-049	SFR	\$14.94	426-420-016	CONDO	\$7.46	426-420-068	CONDO	\$7.46
426-261-050	VCOM	\$7.46	426-420-017	CONDO	\$7.46	426-420-069	CONDO	\$7.46
426-261-054	COM	\$74.70	426-420-018	CONDO	\$7.46	426-420-070	CONDO	\$7.46
426-261-055	COM	\$74.70	426-420-019	CONDO	\$7.46	426-420-071	CONDO	\$7.46
426-261-056	COM	\$74.70	426-420-020	CONDO	\$7.46	426-420-072	CONDO	\$7.46
426-261-057	COM	\$74.70	426-420-021	CONDO	\$7.46	426-420-073	CONDO	\$7.46
426-261-058	COM	\$74.70	426-420-022	CONDO	\$7.46	426-420-074	CONDO	\$7.46
426-261-059	COM	\$74.70	426-420-023	CONDO	\$7.46	426-420-075	CONDO	\$7.46
426-261-060	COM	\$74.70	426-420-024	CONDO	\$7.46	426-420-076	CONDO	\$7.46
426-262-002	SFR	\$14.94	426-420-025	CONDO	\$7.46	430-011-008	SFR	\$14.94
426-262-003	SFR	\$14.94	426-420-026	CONDO	\$7.46	430-011-009	SFR	\$14.94
426-262-004	SFR	\$14.94	426-420-027	CONDO	\$7.46	430-011-010	SFR	\$14.94
426-262-005	SFR	\$14.94	426-420-028	CONDO	\$7.46	430-012-004	SFR	\$14.94
426-262-006	SFR	\$14.94	426-420-029	CONDO	\$7.46	430-012-022	VSFR	\$7.46
426-262-008	SFR	\$14.94	426-420-030	CONDO	\$7.46	430-012-023	SFR	\$14.94
426-262-012	SFR	\$14.94	426-420-031	CONDO	\$7.46	430-012-024	VSFR	\$7.46
426-262-013	SFR	\$14.94	426-420-032	CONDO	\$7.46	430-012-025	SFR	\$14.94
426-262-014	SFR	\$14.94	426-420-033	CONDO	\$7.46	430-012-026	SFR	\$14.94
426-262-016	MFR2	\$29.88	426-420-034	CONDO	\$7.46	430-012-027	SFR	\$14.94
426-262-017	MFR	\$44.82	426-420-035	CONDO	\$7.46	430-013-001	SFR	\$14.94
426-270-013	VSFR	\$7.46	426-420-036	CONDO	\$7.46	430-013-002	SFR	\$14.94
426-270-014	SFR	\$14.94	426-420-037	CONDO	\$7.46	430-121-002	SFR	\$14.94
426-270-021	COM	\$74.70	426-420-038	CONDO	\$7.46	430-121-003	SFR	\$14.94
426-270-022	COM	\$74.70	426-420-039	CONDO	\$7.46	430-121-014	SFR	\$14.94
426-270-026	MFR5	\$74.70	426-420-040	CONDO	\$7.46	430-121-015	SFR	\$14.94
426-270-027	SFR	\$14.94	426-420-041	CONDO	\$7.46	430-121-016	SFR	\$14.94
426-270-028	COM	\$74.70	426-420-042	CONDO	\$7.46	430-121-017	VSFR	\$7.46

Assessor's Parcel Number	Property Class	FY18-19 Service Charge	Assessor's Parcel Number	Property Class	FY18-19 Service Charge	Assessor's Parcel Number	Property Class	FY18-19 Service Charge
430-122-017	SFR	\$1 4.94	430-151-002	SFR	\$1 4.94	430-152-086	SFR	\$1 4.94
430-131-001	SFR	\$1 4.94	430-151-004	SFR	\$1 4.94	430-152-087	SFR	\$1 4.94
430-131-002	SFR	\$1 4.94	430-151-005	SFR	\$1 4.94	430-152-088	SFR	\$1 4.94
430-132-001	SFR	\$1 4.94	430-151-006	SFR	\$1 4.94	430-152-089	SFR	\$1 4.94
430-132-002	VSFR	\$7.46	430-152-001	SFR	\$1 4.94	430-152-090	SFR	\$1 4.94
430-132-003	MFR2	\$29.88	430-152-002	SFR	\$1 4.94	430-152-092	VSFR	\$7.46
430-132-004	SFR	\$1 4.94	430-152-003	SFR	\$1 4.94	430-152-093	VSFR	\$7.46
430-132-005	SFR	\$1 4.94	430-152-006	MFR2	\$29.88	430-152-094	VMFR	\$7.46
430-132-006	SFR	\$1 4.94	430-152-007	SFR	\$1 4.94	430-152-095	MFR2	\$29.88
430-132-007	SFR	\$1 4.94	430-152-008	SFR	\$1 4.94	430-161-001	SFR	\$1 4.94
430-132-008	SFR	\$1 4.94	430-152-010	SFR	\$1 4.94	430-161-004	VSFR	\$7.46
430-132-010	SFR	\$1 4.94	430-152-011	SFR	\$1 4.94	430-161-006	SFR	\$1 4.94
430-132-013	SFR	\$1 4.94	430-152-012	SFR	\$1 4.94	430-161-007	SFR	\$1 4.94
430-132-014	SFR	\$1 4.94	430-152-019	SFR	\$1 4.94	430-161-008	SFR	\$1 4.94
430-132-017	SFR	\$1 4.94	430-152-020	SFR	\$1 4.94	430-161-009	SFR	\$1 4.94
430-132-018	SFR	\$1 4.94	430-152-022	SFR	\$1 4.94	430-161-010	SFR	\$1 4.94
430-132-019	SFR	\$1 4.94	430-152-024	SFR	\$1 4.94	430-161-011	SFR	\$1 4.94
430-132-022	SFR	\$1 4.94	430-152-025	MFR5	\$74.70	430-161-012	SFR	\$1 4.94
430-132-023	SFR	\$1 4.94	430-152-026	SFR	\$1 4.94	430-161-013	SFR	\$1 4.94
430-132-024	SFR	\$1 4.94	430-152-027	SFR	\$1 4.94	430-161-014	SFR	\$1 4.94
430-132-025	SFR	\$1 4.94	430-152-028	MFR2	\$29.88	430-161-015	SFR	\$1 4.94
430-132-026	SFR	\$1 4.94	430-152-029	MFR2	\$29.88	430-161-016	SFR	\$1 4.94
430-132-030	SFR	\$1 4.94	430-152-030	MFR2	\$29.88	430-161-017	SFR	\$1 4.94
430-132-031	SFR	\$1 4.94	430-152-038	MFR2	\$29.88	430-161-018	SFR	\$1 4.94
430-132-032	SFR	\$1 4.94	430-152-041	MFR2	\$29.88	430-161-019	SFR	\$1 4.94
430-132-035	SFR	\$1 4.94	430-152-042	SFR	\$1 4.94	430-161-020	VSFR	\$7.46
430-132-036	SFR	\$1 4.94	430-152-047	INST	\$74.70	430-161-021	SFR	\$1 4.94
430-132-037	SFR	\$1 4.94	430-152-049	SFR	\$1 4.94	430-162-001	SFR	\$1 4.94
430-132-038	SFR	\$1 4.94	430-152-053	COM	\$74.70	430-162-002	SFR	\$1 4.94
430-132-039	SFR	\$1 4.94	430-152-054	MFR5	\$74.70	430-162-003	SFR	\$1 4.94
430-132-040	SFR	\$1 4.94	430-152-059	SFR	\$1 4.94	430-162-004	SFR	\$1 4.94
430-132-042	SFR	\$1 4.94	430-152-060	SFR	\$1 4.94	430-162-005	SFR	\$1 4.94
430-132-043	SFR	\$1 4.94	430-152-062	VCOM	\$7.46	430-162-006	SFR	\$1 4.94
430-132-044	SFR	\$1 4.94	430-152-067	COM	\$74.70	430-162-007	SFR	\$1 4.94
430-140-007	SFR	\$1 4.94	430-152-068	COM	\$74.70	430-170-007	SFR	\$1 4.94
430-140-008	SFR	\$1 4.94	430-152-069	SFR	\$1 4.94	430-170-008	SFR	\$1 4.94
430-140-009	SFR	\$1 4.94	430-152-070	SFR	\$1 4.94	430-170-010	SFR	\$1 4.94
430-140-016	SFR	\$1 4.94	430-152-071	SFR	\$1 4.94	430-170-011	INST	\$74.70
430-140-026	COM	\$74.70	430-152-072	SFR	\$1 4.94	430-181-001	SFR	\$1 4.94
430-140-027	COM	\$74.70	430-152-073	SFR	\$1 4.94	430-181-002	SFR	\$1 4.94
430-140-042	SFR	\$1 4.94	430-152-074	SFR	\$1 4.94	430-181-003	SFR	\$1 4.94
430-140-043	SFR	\$1 4.94	430-152-075	SFR	\$1 4.94	430-181-004	SFR	\$1 4.94
430-140-044	SFR	\$1 4.94	430-152-076	SFR	\$1 4.94	430-181-005	SFR	\$1 4.94
430-140-045	SFR	\$1 4.94	430-152-077	SFR	\$1 4.94	430-181-007	SFR	\$1 4.94
430-140-047	SFR	\$1 4.94	430-152-078	SFR	\$1 4.94	430-181-008	SFR	\$1 4.94
430-140-048	SFR	\$1 4.94	430-152-079	SFR	\$1 4.94	430-181-009	SFR	\$1 4.94
430-140-049	SFR	\$1 4.94	430-152-080	SFR	\$1 4.94	430-181-010	SFR	\$1 4.94
430-140-050	SFR	\$1 4.94	430-152-081	SFR	\$1 4.94	430-181-011	SFR	\$1 4.94
430-140-051	SFR	\$1 4.94	430-152-082	SFR	\$1 4.94	430-181-012	SFR	\$1 4.94
430-140-052	SFR	\$1 4.94	430-152-083	SFR	\$1 4.94	430-181-013	SFR	\$1 4.94
430-140-053	COM	\$74.70	430-152-084	SFR	\$1 4.94	430-181-014	SFR	\$1 4.94
430-151-001	SFR	\$1 4.94	430-152-085	SFR	\$1 4.94	430-181-015	SFR	\$1 4.94

Assessor's Parcel Number	Property Class	FY18-19 Service Charge	Assessor's Parcel Number	Property Class	FY18-19 Service Charge	Assessor's Parcel Number	Property Class	FY18-19 Service Charge
430-181-016	SFR	\$1 4.94	430-184-014	SFR	\$1 4.94	430-401-002	SFR	\$1 4.94
430-181-017	SFR	\$1 4.94	430-184-015	SFR	\$1 4.94	430-401-003	SFR	\$1 4.94
430-181-018	SFR	\$1 4.94	430-184-016	SFR	\$1 4.94	430-401-004	SFR	\$1 4.94
430-181-019	SFR	\$1 4.94	430-184-017	SFR	\$1 4.94	430-401-005	SFR	\$1 4.94
430-181-021	SFR	\$1 4.94	430-184-018	SFR	\$1 4.94	430-401-006	SFR	\$1 4.94
430-181-022	SFR	\$1 4.94	430-184-019	SFR	\$1 4.94	430-401-007	SFR	\$1 4.94
430-181-024	SFR	\$1 4.94	430-184-020	SFR	\$1 4.94	430-401-008	SFR	\$1 4.94
430-181-025	SFR	\$1 4.94	430-184-021	VSFR	\$7.46	430-401-009	SFR	\$1 4.94
430-181-026	SFR	\$1 4.94	430-190-001	SFR	\$1 4.94	430-401-010	SFR	\$1 4.94
430-181-027	SFR	\$1 4.94	430-190-004	VSFR	\$7.46	430-401-011	SFR	\$1 4.94
430-181-028	SFR	\$1 4.94	430-190-007	SFR	\$1 4.94	430-401-012	SFR	\$1 4.94
430-181-029	SFR	\$1 4.94	430-190-008	SFR	\$1 4.94	430-401-013	SFR	\$1 4.94
430-181-030	SFR	\$1 4.94	430-210-001	MISC	\$7.46	430-401-014	SFR	\$1 4.94
430-181-031	SFR	\$1 4.94	430-260-005	SFR	\$1 4.94	430-401-015	SFR	\$1 4.94
430-181-032	SFR	\$1 4.94	430-260-006	VSFR	\$7.46	430-401-016	SFR	\$1 4.94
430-181-033	SFR	\$1 4.94	430-280-001	SFR	\$1 4.94	430-401-017	SFR	\$1 4.94
430-181-034	SFR	\$1 4.94	430-280-002	SFR	\$1 4.94	430-401-020	SFR	\$1 4.94
430-181-035	SFR	\$1 4.94	430-280-004	SFR	\$1 4.94	430-402-001	SFR	\$1 4.94
430-181-036	SFR	\$1 4.94	430-280-005	SFR	\$1 4.94	430-402-002	SFR	\$1 4.94
430-182-001	SFR	\$1 4.94	430-280-006	SFR	\$1 4.94	430-402-003	SFR	\$1 4.94
430-182-002	SFR	\$1 4.94	430-280-007	SFR	\$1 4.94	430-402-004	SFR	\$1 4.94
430-182-003	SFR	\$1 4.94	430-280-014	SFR	\$1 4.94	430-402-005	SFR	\$1 4.94
430-182-004	SFR	\$1 4.94	430-280-015	SFR	\$1 4.94	430-402-006	SFR	\$1 4.94
430-183-001	SFR	\$1 4.94	430-280-020	INST	\$74.70	430-402-007	SFR	\$1 4.94
430-183-002	SFR	\$1 4.94	430-280-021	CONDO	\$7.46	430-402-008	SFR	\$1 4.94
430-183-005	VSFR	\$7.46	430-280-022	CONDO	\$7.46	430-402-009	SFR	\$1 4.94
430-183-006	SFR	\$1 4.94	430-280-023	CONDO	\$7.46	430-402-010	SFR	\$1 4.94
430-183-008	SFR	\$1 4.94	430-280-024	CONDO	\$7.46	430-402-011	SFR	\$1 4.94
430-183-009	SFR	\$1 4.94	430-280-025	CONDO	\$7.46	430-402-012	SFR	\$1 4.94
430-183-012	SFR	\$1 4.94	430-280-026	CONDO	\$7.46	430-402-013	SFR	\$1 4.94
430-183-013	SFR	\$1 4.94	430-280-027	CONDO	\$7.46	430-402-014	SFR	\$1 4.94
430-183-014	SFR	\$1 4.94	430-280-028	CONDO	\$7.46	430-402-015	SFR	\$1 4.94
430-183-015	SFR	\$1 4.94	430-280-029	CONDO	\$7.46	430-402-017	SFR	\$1 4.94
430-183-016	SFR	\$1 4.94	430-280-030	CONDO	\$7.46	430-402-018	SFR	\$1 4.94
430-183-017	SFR	\$1 4.94	430-280-031	CONDO	\$7.46	430-402-019	SFR	\$1 4.94
430-183-018	SFR	\$1 4.94	430-280-032	CONDO	\$7.46	430-402-020	SFR	\$1 4.94
430-183-019	SFR	\$1 4.94	430-280-033	CONDO	\$7.46	430-402-022	SFR	\$1 4.94
430-183-020	SFR	\$1 4.94	430-280-034	CONDO	\$7.46	430-402-023	SFR	\$1 4.94
430-183-021	SFR	\$1 4.94	430-280-035	CONDO	\$7.46	430-402-025	SFR	\$1 4.94
430-183-022	SFR	\$1 4.94	430-280-036	CONDO	\$7.46	430-402-026	SFR	\$1 4.94
430-183-023	SFR	\$1 4.94	430-280-037	CONDO	\$7.46	430-402-027	SFR	\$1 4.94
430-183-024	VSFR	\$7.46	430-280-038	CONDO	\$7.46	430-402-028	SFR	\$1 4.94
430-183-026	VSFR	\$7.46	430-280-039	CONDO	\$7.46	430-402-029	SFR	\$1 4.94
430-183-027	SFR	\$1 4.94	430-280-040	CONDO	\$7.46	430-500-001	CONDO	\$7.46
430-184-005	SFR	\$1 4.94	430-280-041	CONDO	\$7.46	430-500-002	CONDO	\$7.46
430-184-006	SFR	\$1 4.94	430-280-042	CONDO	\$7.46	430-500-003	CONDO	\$7.46
430-184-007	SFR	\$1 4.94	430-280-043	CONDO	\$7.46	430-500-004	CONDO	\$7.46
430-184-009	SFR	\$1 4.94	430-280-044	CONDO	\$7.46	430-500-005	CONDO	\$7.46
430-184-010	SFR	\$1 4.94	430-290-001	INST	\$74.70	430-500-006	CONDO	\$7.46
430-184-011	SFR	\$1 4.94	430-290-004	SFR	\$1 4.94	430-500-007	CONDO	\$7.46
430-184-012	SFR	\$1 4.94	430-290-035	SFR	\$1 4.94	430-500-008	CONDO	\$7.46
430-184-013	SFR	\$1 4.94	430-401-001	SFR	\$1 4.94	430-500-009	CONDO	\$7.46

Assessor's Parcel Number	Property Class	FY18-19 Service Charge	Assessor's Parcel Number	Property Class	FY18-19 Service Charge	Assessor's Parcel Number	Property Class	FY18-19 Service Charge
430-500-010	CONDO	\$7.46	431-081-008	SFR	\$14.94	431-440-014	CONDO	\$7.46
430-500-011	CONDO	\$7.46	431-081-010	SFR	\$14.94	431-440-015	CONDO	\$7.46
430-500-012	CONDO	\$7.46	431-081-012	VSFR	\$7.46	431-440-016	CONDO	\$7.46
430-500-013	CONDO	\$7.46	431-081-014	SFR	\$14.94	431-440-018	SFR	\$14.94
430-500-014	CONDO	\$7.46	431-082-008	SFR	\$14.94	433-010-035	SFR	\$14.94
430-500-015	CONDO	\$7.46	431-082-009	SFR	\$14.94	433-010-036	SFR	\$14.94
430-500-016	CONDO	\$7.46	431-082-010	SFR	\$14.94	433-020-056	SFR	\$14.94
431-010-005	MFR7	\$104.58	431-082-011	SFR	\$14.94	433-020-057	SFR	\$14.94
431-010-006	SFR	\$14.94	431-082-012	SFR	\$14.94	433-020-058	SFR	\$14.94
431-010-007	VSFR	\$7.46	431-082-013	SFR	\$14.94	433-020-059	SFR	\$14.94
431-010-008	SFR	\$14.94	431-082-014	SFR	\$14.94	433-020-060	SFR	\$14.94
431-010-010	SFR	\$14.94	431-082-015	SFR	\$14.94	433-020-061	SFR	\$14.94
431-010-011	SFR	\$14.94	431-082-016	SFR	\$14.94	433-020-062	SFR	\$14.94
431-010-012	SFR	\$14.94	431-082-017	SFR	\$14.94	433-020-063	SFR	\$14.94
431-010-019	SFR	\$14.94	431-082-018	SFR	\$14.94	433-020-064	SFR	\$14.94
431-010-020	SFR	\$14.94	431-082-019	SFR	\$14.94	433-020-065	SFR	\$14.94
431-010-021	SFR	\$14.94	431-082-020	SFR	\$14.94	433-103-023	SFR	\$14.94
431-010-023	SFR	\$14.94	431-082-021	SFR	\$14.94	433-103-024	VSFR	\$7.46
431-010-024	SFR	\$14.94	431-082-022	SFR	\$14.94	433-160-068	SFR	\$14.94
431-010-025	SFR	\$14.94	431-082-023	SFR	\$14.94	433-160-069	SFR	\$14.94
431-010-026	SFR	\$14.94	431-082-024	SFR	\$14.94	433-160-070	SFR	\$14.94
431-020-001	SFR	\$14.94	431-310-001	CONDO	\$7.46	433-160-071	SFR	\$14.94
431-020-002	SFR	\$14.94	431-310-002	CONDO	\$7.46	433-160-072	SFR	\$14.94
431-020-003	SFR	\$14.94	431-310-003	CONDO	\$7.46	433-160-073	SFR	\$14.94
431-020-004	SFR	\$14.94	431-310-004	CONDO	\$7.46	433-160-074	SFR	\$14.94
431-020-005	SFR	\$14.94	431-310-005	CONDO	\$7.46	433-160-075	SFR	\$14.94
431-020-010	SFR	\$14.94	431-310-006	CONDO	\$7.46	433-160-076	SFR	\$14.94
431-020-011	SFR	\$14.94	431-310-007	CONDO	\$7.46	433-160-077	SFR	\$14.94
431-020-012	SFR	\$14.94	431-310-008	CONDO	\$7.46	433-160-078	SFR	\$14.94
431-020-013	SFR	\$14.94	431-310-009	CONDO	\$7.46	433-160-079	SFR	\$14.94
431-020-017	VMFR	\$7.46	431-310-010	CONDO	\$7.46	433-160-080	SFR	\$14.94
431-040-013	COM	\$74.70	431-310-011	CONDO	\$7.46	433-160-081	SFR	\$14.94
431-070-023	INST	\$74.70	431-310-012	CONDO	\$7.46	433-160-082	SFR	\$14.94
431-070-026	VSFR	\$7.46	431-310-013	CONDO	\$7.46	433-180-042	SFR	\$14.94
431-070-027	VSFR	\$7.46	431-310-014	CONDO	\$7.46	433-180-043	SFR	\$14.94
431-070-028	VSFR	\$7.46	431-310-015	CONDO	\$7.46	433-180-051	SFR	\$14.94
431-070-029	SFR	\$14.94	431-310-016	CONDO	\$7.46	433-180-052	SFR	\$14.94
431-070-030	SFR	\$14.94	431-310-017	CONDO	\$7.46	433-180-053	SFR	\$14.94
431-070-031	SFR	\$14.94	431-310-018	CONDO	\$7.46	433-180-054	SFR	\$14.94
431-070-032	SFR	\$14.94	431-440-001	CONDO	\$7.46	433-180-055	SFR	\$14.94
431-070-033	SFR	\$14.94	431-440-002	CONDO	\$7.46	433-180-056	SFR	\$14.94
431-070-034	SFR	\$14.94	431-440-003	CONDO	\$7.46	433-180-057	SFR	\$14.94
431-070-035	VSFR	\$7.46	431-440-004	CONDO	\$7.46	433-180-058	SFR	\$14.94
431-070-036	SFR	\$14.94	431-440-005	CONDO	\$7.46	433-180-059	SFR	\$14.94
431-070-037	SFR	\$14.94	431-440-006	CONDO	\$7.46	433-180-061	SFR	\$14.94
431-070-038	SFR	\$14.94	431-440-007	CONDO	\$7.46	433-180-062	SFR	\$14.94
431-070-039	SFR	\$14.94	431-440-008	CONDO	\$7.46	433-200-009	SFR	\$14.94
431-070-040	SFR	\$14.94	431-440-009	CONDO	\$7.46	433-200-027	SFR	\$14.94
431-070-041	SFR	\$14.94	431-440-010	CONDO	\$7.46	433-200-028	VSFR	\$7.46
431-081-005	SFR	\$14.94	431-440-011	CONDO	\$7.46	433-200-029	VSFR	\$7.46
431-081-006	SFR	\$14.94	431-440-012	CONDO	\$7.46	433-200-030	VSFR	\$7.46
431-081-007	SFR	\$14.94	431-440-013	CONDO	\$7.46	433-200-031	VSFR	\$7.46

Assessor's Parcel Number	Property Class	FY18-19 Service Charge	Assessor's Parcel Number	Property Class	FY18-19 Service Charge	Assessor's Parcel Number	Property Class	FY18-19 Service Charge
433-210-037	SFR	\$14.94	433-261-022	SFR	\$14.94	433-460-006	SFR	\$14.94
433-210-038	SFR	\$14.94	433-261-023	SFR	\$14.94	433-460-007	VSFR	\$7.46
433-210-039	SFR	\$14.94	433-261-024	SFR	\$14.94	433-460-010	SFR	\$14.94
433-210-040	SFR	\$14.94	433-262-001	SFR	\$14.94	433-460-011	SFR	\$14.94
433-210-041	SFR	\$14.94	433-262-003	SFR	\$14.94	433-460-012	SFR	\$14.94
433-210-042	SFR	\$14.94	433-262-004	SFR	\$14.94	433-460-013	SFR	\$14.94
433-210-043	SFR	\$14.94	433-262-005	SFR	\$14.94	433-460-014	SFR	\$14.94
433-210-044	SFR	\$14.94	433-262-006	SFR	\$14.94	433-460-015	SFR	\$14.94
433-210-045	SFR	\$14.94	433-262-007	SFR	\$14.94	433-460-016	SFR	\$14.94
433-220-010	COM	\$74.70	433-262-008	SFR	\$14.94	433-460-017	SFR	\$14.94
433-220-011	COM	\$74.70	433-270-002	SFR	\$14.94	433-461-002	SFR	\$14.94
433-220-012	COM	\$74.70	433-270-003	SFR	\$14.94	435-021-003	SFR	\$14.94
433-220-013	COM	\$74.70	433-270-004	SFR	\$14.94	435-021-004	COM	\$74.70
433-220-015	SFR	\$14.94	433-270-006	SFR	\$14.94	435-022-001	SFR	\$14.94
433-220-016	COM	\$74.70	433-270-008	SFR	\$14.94	435-022-002	SFR	\$14.94
433-220-018	SFR	\$14.94	433-270-009	SFR	\$14.94	435-022-003	SFR	\$14.94
433-230-008	MFR7	\$104.58	433-270-010	SFR	\$14.94	435-022-004	SFR	\$14.94
433-230-009	VMFR	\$7.46	433-270-011	SFR	\$14.94	435-022-005	SFR	\$14.94
433-230-011	MFR4	\$59.76	433-270-014	SFR	\$14.94	435-022-006	SFR	\$14.94
433-230-014	COM	\$74.70	433-270-015	SFR	\$14.94	435-022-007	SFR	\$14.94
433-230-024	SFR	\$14.94	433-270-016	SFR	\$14.94	435-022-008	SFR	\$14.94
433-230-025	SFR	\$14.94	433-270-017	SFR	\$14.94	435-023-001	SFR	\$14.94
433-241-031	SFR	\$14.94	433-270-020	SFR	\$14.94	435-023-002	SFR	\$14.94
433-241-034	SFR	\$14.94	433-270-021	SFR	\$14.94	435-023-003	SFR	\$14.94
433-241-037	SFR	\$14.94	433-270-025	VSFR	\$7.46	435-023-004	SFR	\$14.94
433-241-038	SFR	\$14.94	433-270-026	SFR	\$14.94	435-023-005	SFR	\$14.94
433-241-039	SFR	\$14.94	433-270-027	VSFR	\$7.46	435-023-006	SFR	\$14.94
433-241-040	SFR	\$14.94	433-270-029	SFR	\$14.94	435-023-007	SFR	\$14.94
433-241-041	SFR	\$14.94	433-270-030	SFR	\$14.94	435-023-008	SFR	\$14.94
433-241-042	SFR	\$14.94	433-270-031	SFR	\$14.94	435-023-009	SFR	\$14.94
433-241-043	SFR	\$14.94	433-270-032	SFR	\$14.94	435-023-010	SFR	\$14.94
433-241-044	SFR	\$14.94	433-270-033	SFR	\$14.94	435-023-011	SFR	\$14.94
433-241-045	SFR	\$14.94	433-270-034	SFR	\$14.94	435-023-012	SFR	\$14.94
433-241-046	SFR	\$14.94	433-270-035	SFR	\$14.94	435-024-008	SFR	\$14.94
433-241-047	SFR	\$14.94	433-270-036	SFR	\$14.94	435-024-013	SFR	\$14.94
433-241-048	SFR	\$14.94	433-321-001	SFR	\$14.94	435-024-014	SFR	\$14.94
433-241-049	SFR	\$14.94	433-321-002	SFR	\$14.94	435-024-015	SFR	\$14.94
433-241-050	SFR	\$14.94	433-321-003	SFR	\$14.94	435-024-017	SFR	\$14.94
433-241-057	VSFR	\$7.46	433-322-001	SFR	\$14.94	435-024-018	SFR	\$14.94
433-241-058	SFR	\$14.94	433-322-002	SFR	\$14.94	435-024-019	SFR	\$14.94
433-241-059	SFR	\$14.94	433-322-003	SFR	\$14.94	435-024-020	SFR	\$14.94
433-241-060	SFR	\$14.94	433-322-004	SFR	\$14.94	435-024-021	SFR	\$14.94
433-242-004	SFR	\$14.94	433-322-005	SFR	\$14.94	435-024-022	SFR	\$14.94
433-242-009	SFR	\$14.94	433-322-006	SFR	\$14.94	435-024-023	SFR	\$14.94
433-261-014	SFR	\$14.94	433-322-007	SFR	\$14.94	435-024-024	SFR	\$14.94
433-261-015	SFR	\$14.94	433-323-001	SFR	\$14.94	435-024-025	SFR	\$14.94
433-261-016	SFR	\$14.94	433-323-002	SFR	\$14.94	435-024-026	SFR	\$14.94
433-261-017	SFR	\$14.94	433-323-003	SFR	\$14.94	435-024-028	SFR	\$14.94
433-261-018	SFR	\$14.94	433-460-001	SFR	\$14.94	435-024-029	SFR	\$14.94
433-261-019	SFR	\$14.94	433-460-002	SFR	\$14.94	435-024-030	SFR	\$14.94
433-261-020	SFR	\$14.94	433-460-004	SFR	\$14.94	435-024-031	SFR	\$14.94
433-261-021	SFR	\$14.94	433-460-005	SFR	\$14.94	435-024-035	SFR	\$14.94

Assessor's Parcel Number	Property Class	FY18-19 Service Charge	Assessor's Parcel Number	Property Class	FY18-19 Service Charge	Assessor's Parcel Number	Property Class	FY18-19 Service Charge
435-025-001	SFR	\$1 4.94	435-033-010	SFR	\$1 4.94	435-035-031	MFR2	\$29.88
435-025-002	SFR	\$1 4.94	435-033-011	SFR	\$1 4.94	435-035-032	MFR2	\$29.88
435-025-003	SFR	\$1 4.94	435-033-012	SFR	\$1 4.94	435-035-033	MFR2	\$29.88
435-025-004	SFR	\$1 4.94	435-033-013	SFR	\$1 4.94	435-035-034	MFR2	\$29.88
435-025-005	SFR	\$1 4.94	435-033-014	SFR	\$1 4.94	435-035-035	MFR2	\$29.88
435-025-006	SFR	\$1 4.94	435-033-015	SFR	\$1 4.94	435-041-001	SFR	\$1 4.94
435-025-007	SFR	\$1 4.94	435-033-016	SFR	\$1 4.94	435-041-002	SFR	\$1 4.94
435-025-008	SFR	\$1 4.94	435-034-001	SFR	\$1 4.94	435-041-003	SFR	\$1 4.94
435-025-009	SFR	\$1 4.94	435-034-002	SFR	\$1 4.94	435-041-004	SFR	\$1 4.94
435-025-010	SFR	\$1 4.94	435-034-003	SFR	\$1 4.94	435-041-005	SFR	\$1 4.94
435-026-001	SFR	\$1 4.94	435-034-004	SFR	\$1 4.94	435-041-006	SFR	\$1 4.94
435-026-002	SFR	\$1 4.94	435-034-005	SFR	\$1 4.94	435-041-007	SFR	\$1 4.94
435-031-007	SFR	\$1 4.94	435-034-006	SFR	\$1 4.94	435-041-008	SFR	\$1 4.94
435-031-008	SFR	\$1 4.94	435-034-007	SFR	\$1 4.94	435-041-009	SFR	\$1 4.94
435-031-009	SFR	\$1 4.94	435-034-008	SFR	\$1 4.94	435-041-010	SFR	\$1 4.94
435-031-010	SFR	\$1 4.94	435-034-009	SFR	\$1 4.94	435-041-011	SFR	\$1 4.94
435-031-011	SFR	\$1 4.94	435-034-010	SFR	\$1 4.94	435-041-012	SFR	\$1 4.94
435-031-012	SFR	\$1 4.94	435-034-011	SFR	\$1 4.94	435-041-013	SFR	\$1 4.94
435-031-013	SFR	\$1 4.94	435-034-012	SFR	\$1 4.94	435-041-014	SFR	\$1 4.94
435-031-014	SFR	\$1 4.94	435-034-013	SFR	\$1 4.94	435-041-015	SFR	\$1 4.94
435-031-015	SFR	\$1 4.94	435-034-014	SFR	\$1 4.94	435-041-016	SFR	\$1 4.94
435-031-016	SFR	\$1 4.94	435-034-015	SFR	\$1 4.94	435-041-017	SFR	\$1 4.94
435-031-017	SFR	\$1 4.94	435-034-016	SFR	\$1 4.94	435-041-018	SFR	\$1 4.94
435-031-018	SFR	\$1 4.94	435-035-001	SFR	\$1 4.94	435-041-019	SFR	\$1 4.94
435-031-019	SFR	\$1 4.94	435-035-002	SFR	\$1 4.94	435-041-020	SFR	\$1 4.94
435-031-020	SFR	\$1 4.94	435-035-003	SFR	\$1 4.94	435-041-021	SFR	\$1 4.94
435-031-021	SFR	\$1 4.94	435-035-004	SFR	\$1 4.94	435-041-022	SFR	\$1 4.94
435-031-022	SFR	\$1 4.94	435-035-005	SFR	\$1 4.94	435-041-023	SFR	\$1 4.94
435-031-023	SFR	\$1 4.94	435-035-006	SFR	\$1 4.94	435-041-024	SFR	\$1 4.94
435-031-024	SFR	\$1 4.94	435-035-007	SFR	\$1 4.94	435-042-001	SFR	\$1 4.94
435-031-025	SFR	\$1 4.94	435-035-008	SFR	\$1 4.94	435-042-002	SFR	\$1 4.94
435-031-026	SFR	\$1 4.94	435-035-009	SFR	\$1 4.94	435-042-003	SFR	\$1 4.94
435-031-034	MFR7	\$104.58	435-035-010	SFR	\$1 4.94	435-042-004	SFR	\$1 4.94
435-031-037	MFR5	\$74.70	435-035-011	SFR	\$1 4.94	435-042-005	SFR	\$1 4.94
435-032-001	SFR	\$1 4.94	435-035-012	SFR	\$1 4.94	435-042-006	SFR	\$1 4.94
435-032-002	SFR	\$1 4.94	435-035-013	SFR	\$1 4.94	435-042-007	SFR	\$1 4.94
435-032-003	SFR	\$1 4.94	435-035-014	SFR	\$1 4.94	435-042-008	SFR	\$1 4.94
435-032-004	SFR	\$1 4.94	435-035-015	SFR	\$1 4.94	435-042-009	SFR	\$1 4.94
435-032-005	SFR	\$1 4.94	435-035-016	SFR	\$1 4.94	435-042-010	SFR	\$1 4.94
435-032-006	SFR	\$1 4.94	435-035-017	SFR	\$1 4.94	435-042-011	SFR	\$1 4.94
435-032-007	SFR	\$1 4.94	435-035-018	SFR	\$1 4.94	435-042-012	SFR	\$1 4.94
435-032-008	SFR	\$1 4.94	435-035-019	SFR	\$1 4.94	435-042-013	SFR	\$1 4.94
435-032-009	SFR	\$1 4.94	435-035-020	SFR	\$1 4.94	435-042-014	SFR	\$1 4.94
435-033-001	SFR	\$1 4.94	435-035-021	SFR	\$1 4.94	435-042-015	SFR	\$1 4.94
435-033-002	SFR	\$1 4.94	435-035-022	SFR	\$1 4.94	435-042-016	SFR	\$1 4.94
435-033-003	SFR	\$1 4.94	435-035-023	SFR	\$1 4.94	435-042-017	SFR	\$1 4.94
435-033-004	SFR	\$1 4.94	435-035-024	SFR	\$1 4.94	435-042-018	SFR	\$1 4.94
435-033-005	SFR	\$1 4.94	435-035-025	SFR	\$1 4.94	435-042-019	SFR	\$1 4.94
435-033-006	SFR	\$1 4.94	435-035-027	MFR2	\$29.88	435-042-020	SFR	\$1 4.94
435-033-007	SFR	\$1 4.94	435-035-028	MFR2	\$29.88	435-042-021	SFR	\$1 4.94
435-033-008	SFR	\$1 4.94	435-035-029	MFR2	\$29.88	435-042-022	SFR	\$1 4.94
435-033-009	SFR	\$1 4.94	435-035-030	MFR2	\$29.88	435-042-023	SFR	\$1 4.94

Assessor's Parcel Number	Property Class	FY18-19 Service Charge	Assessor's Parcel Number	Property Class	FY18-19 Service Charge	Assessor's Parcel Number	Property Class	FY18-19 Service Charge
435-042-024	SFR	\$14.94	435-061-017	SFR	\$14.94	435-062-017	SFR	\$14.94
435-052-002	SFR	\$14.94	435-061-018	SFR	\$14.94	435-063-001	SFR	\$14.94
435-052-003	SFR	\$14.94	435-061-019	SFR	\$14.94	435-063-002	SFR	\$14.94
435-052-004	SFR	\$14.94	435-061-020	SFR	\$14.94	435-063-003	SFR	\$14.94
435-052-005	SFR	\$14.94	435-061-021	SFR	\$14.94	435-063-004	SFR	\$14.94
435-052-006	SFR	\$14.94	435-061-022	SFR	\$14.94	435-063-005	SFR	\$14.94
435-052-007	SFR	\$14.94	435-061-023	SFR	\$14.94	435-063-006	SFR	\$14.94
435-052-008	SFR	\$14.94	435-061-024	SFR	\$14.94	435-063-007	SFR	\$14.94
435-052-009	SFR	\$14.94	435-061-025	SFR	\$14.94	435-063-011	SFR	\$14.94
435-052-010	SFR	\$14.94	435-061-026	SFR	\$14.94	435-063-012	SFR	\$14.94
435-052-011	SFR	\$14.94	435-061-027	SFR	\$14.94	435-063-013	SFR	\$14.94
435-052-012	SFR	\$14.94	435-061-028	SFR	\$14.94	435-063-014	SFR	\$14.94
435-052-013	SFR	\$14.94	435-061-029	SFR	\$14.94	435-063-015	SFR	\$14.94
435-052-014	SFR	\$14.94	435-061-030	SFR	\$14.94	435-063-016	SFR	\$14.94
435-052-015	SFR	\$14.94	435-061-031	SFR	\$14.94	435-063-017	SFR	\$14.94
435-052-016	SFR	\$14.94	435-061-032	SFR	\$14.94	435-063-018	SFR	\$14.94
435-053-001	SFR	\$14.94	435-061-033	SFR	\$14.94	435-063-020	SFR	\$14.94
435-053-002	SFR	\$14.94	435-061-034	SFR	\$14.94	435-063-024	SFR	\$14.94
435-053-003	SFR	\$14.94	435-061-035	SFR	\$14.94	435-063-025	SFR	\$14.94
435-053-004	SFR	\$14.94	435-061-036	SFR	\$14.94	435-064-001	SFR	\$14.94
435-053-005	SFR	\$14.94	435-061-037	SFR	\$14.94	435-064-005	SFR	\$14.94
435-053-006	SFR	\$14.94	435-061-038	SFR	\$14.94	435-064-006	SFR	\$14.94
435-053-007	SFR	\$14.94	435-061-039	SFR	\$14.94	435-064-007	SFR	\$14.94
435-053-008	SFR	\$14.94	435-061-040	SFR	\$14.94	435-064-008	SFR	\$14.94
435-053-009	SFR	\$14.94	435-061-041	SFR	\$14.94	435-064-009	SFR	\$14.94
435-053-010	SFR	\$14.94	435-061-042	SFR	\$14.94	435-064-010	SFR	\$14.94
435-053-011	SFR	\$14.94	435-061-043	SFR	\$14.94	435-064-011	SFR	\$14.94
435-053-012	SFR	\$14.94	435-061-044	SFR	\$14.94	435-064-014	SFR	\$14.94
435-053-013	SFR	\$14.94	435-061-045	SFR	\$14.94	435-064-015	SFR	\$14.94
435-053-014	SFR	\$14.94	435-061-046	SFR	\$14.94	435-070-004	SFR	\$14.94
435-053-015	SFR	\$14.94	435-061-048	SFR	\$14.94	435-070-006	MFR6	\$89.64
435-053-016	SFR	\$14.94	435-061-049	SFR	\$14.94	435-070-007	MFR	\$44.82
435-053-017	SFR	\$14.94	435-061-050	SFR	\$14.94	435-070-008	VSFR	\$7.46
435-053-018	SFR	\$14.94	435-061-051	SFR	\$14.94	435-070-009	SFR	\$14.94
435-054-001	SFR	\$14.94	435-061-052	SFR	\$14.94	435-070-010	MFR5	\$74.70
435-054-002	SFR	\$14.94	435-061-053	SFR	\$14.94	435-070-011	MFR	\$44.82
435-054-003	SFR	\$14.94	435-062-001	SFR	\$14.94	435-070-016	SFR	\$14.94
435-054-004	SFR	\$14.94	435-062-002	SFR	\$14.94	435-070-017	INST	\$74.70
435-054-005	SFR	\$14.94	435-062-003	SFR	\$14.94	435-070-019	MFR6	\$89.64
435-054-006	SFR	\$14.94	435-062-004	SFR	\$14.94	435-070-020	MFR5	\$74.70
435-054-007	SFR	\$14.94	435-062-005	SFR	\$14.94	435-070-021	SFR	\$14.94
435-054-008	SFR	\$14.94	435-062-006	SFR	\$14.94	435-070-022	SFR	\$14.94
435-054-009	SFR	\$14.94	435-062-007	SFR	\$14.94	435-070-024	SFR	\$14.94
435-054-010	SFR	\$14.94	435-062-008	SFR	\$14.94	435-070-025	SFR	\$14.94
435-054-011	SFR	\$14.94	435-062-009	SFR	\$14.94	435-070-026	SFR	\$14.94
435-054-012	SFR	\$14.94	435-062-010	SFR	\$14.94	435-070-027	SFR	\$14.94
435-054-013	SFR	\$14.94	435-062-011	SFR	\$14.94	435-070-028	SFR	\$14.94
435-054-014	SFR	\$14.94	435-062-012	SFR	\$14.94	435-070-029	SFR	\$14.94
435-054-015	SFR	\$14.94	435-062-013	SFR	\$14.94	435-070-030	SFR	\$14.94
435-054-016	SFR	\$14.94	435-062-014	SFR	\$14.94	435-070-031	SFR	\$14.94
435-054-017	SFR	\$14.94	435-062-015	SFR	\$14.94	435-070-032	SFR	\$14.94
435-061-016	SFR	\$14.94	435-062-016	SFR	\$14.94	435-070-033	SFR	\$14.94



Assessor's Parcel Number	Property Class	FY18-19 Service Charge	Assessor's Parcel Number	Property Class	FY18-19 Service Charge	Assessor's Parcel Number	Property Class	FY18-19 Service Charge
435-070-034	SFR	\$1 4.94	435-100-019	SFR	\$1 4.94	435-120-054	SFR	\$1 4.94
435-070-035	SFR	\$1 4.94	435-100-020	SFR	\$1 4.94	435-120-055	SFR	\$1 4.94
435-070-036	SFR	\$1 4.94	435-100-021	SFR	\$1 4.94	435-120-056	SFR	\$1 4.94
435-070-037	SFR	\$1 4.94	435-100-022	SFR	\$1 4.94	435-120-057	SFR	\$1 4.94
435-070-038	SFR	\$1 4.94	435-100-023	SFR	\$1 4.94	435-120-058	SFR	\$1 4.94
435-070-039	SFR	\$1 4.94	435-100-027	SFR	\$1 4.94	435-120-062	SFR	\$1 4.94
435-070-040	SFR	\$1 4.94	435-100-028	SFR	\$1 4.94	435-120-063	SFR	\$1 4.94
435-070-041	SFR	\$1 4.94	435-100-029	SFR	\$1 4.94	435-120-069	SFR	\$1 4.94
435-070-042	SFR	\$1 4.94	435-100-030	SFR	\$1 4.94	435-120-070	VSFR	\$7.46
435-070-043	SFR	\$1 4.94	435-100-031	SFR	\$1 4.94	435-250-001	CONDO	\$7.46
435-070-044	SFR	\$1 4.94	435-100-032	SFR	\$1 4.94	435-250-002	CONDO	\$7.46
435-070-045	SFR	\$1 4.94	435-100-033	SFR	\$1 4.94	435-250-003	CONDO	\$7.46
435-070-046	SFR	\$1 4.94	435-100-034	SFR	\$1 4.94	435-250-004	CONDO	\$7.46
435-070-047	SFR	\$1 4.94	435-100-035	SFR	\$1 4.94	435-250-005	CONDO	\$7.46
435-070-048	SFR	\$1 4.94	435-100-036	SFR	\$1 4.94	435-250-006	CONDO	\$7.46
435-070-049	SFR	\$1 4.94	435-100-037	SFR	\$1 4.94	435-250-007	CONDO	\$7.46
435-070-050	SFR	\$1 4.94	435-100-038	SFR	\$1 4.94	435-250-008	CONDO	\$7.46
435-070-051	SFR	\$1 4.94	435-100-039	SFR	\$1 4.94	435-250-009	CONDO	\$7.46
435-070-052	SFR	\$1 4.94	435-100-043	SFR	\$1 4.94	435-250-010	CONDO	\$7.46
435-070-053	SFR	\$1 4.94	435-100-044	SFR	\$1 4.94	435-250-011	CONDO	\$7.46
435-070-054	SFR	\$1 4.94	435-100-045	SFR	\$1 4.94	435-250-012	CONDO	\$7.46
435-070-055	SFR	\$1 4.94	435-100-047	SFR	\$1 4.94	435-250-013	CONDO	\$7.46
435-070-056	SFR	\$1 4.94	435-100-048	SFR	\$1 4.94	435-250-014	CONDO	\$7.46
435-070-057	SFR	\$1 4.94	435-100-049	SFR	\$1 4.94	435-250-015	CONDO	\$7.46
435-070-058	SFR	\$1 4.94	435-110-003	SFR	\$1 4.94	435-250-016	CONDO	\$7.46
435-080-002	MFR7	\$104.58	435-110-004	SFR	\$1 4.94	435-250-017	CONDO	\$7.46
435-080-004	SFR	\$1 4.94	435-110-005	SFR	\$1 4.94	435-250-018	CONDO	\$7.46
435-080-005	VSFR	\$7.46	435-110-006	SFR	\$1 4.94	435-250-019	CONDO	\$7.46
435-080-006	SFR	\$1 4.94	435-110-007	SFR	\$1 4.94	435-250-020	CONDO	\$7.46
435-080-015	MFR5	\$74.70	435-110-008	SFR	\$1 4.94	435-250-021	CONDO	\$7.46
435-080-018	SFR	\$1 4.94	435-110-009	SFR	\$1 4.94	435-250-022	CONDO	\$7.46
435-080-019	SFR	\$1 4.94	435-110-010	SFR	\$1 4.94	435-250-023	CONDO	\$7.46
435-080-020	MFR2	\$29.88	435-110-012	SFR	\$1 4.94	435-250-024	CONDO	\$7.46
435-080-021	MFR4	\$59.76	435-110-013	SFR	\$1 4.94	435-250-025	CONDO	\$7.46
435-080-022	MFR4	\$59.76	435-110-014	SFR	\$1 4.94	435-250-026	CONDO	\$7.46
435-080-023	MFR4	\$59.76	435-110-022	SFR	\$1 4.94	435-250-027	CONDO	\$7.46
435-080-024	SFR	\$1 4.94	435-110-024	SFR	\$1 4.94	435-250-028	CONDO	\$7.46
435-080-025	SFR	\$1 4.94	435-110-029	SFR	\$1 4.94	435-250-029	CONDO	\$7.46
435-090-001	SFR	\$1 4.94	435-120-040	SFR	\$1 4.94	435-250-030	CONDO	\$7.46
435-090-002	SFR	\$1 4.94	435-120-041	SFR	\$1 4.94	435-250-031	CONDO	\$7.46
435-090-003	SFR	\$1 4.94	435-120-042	SFR	\$1 4.94	435-250-032	CONDO	\$7.46
435-090-004	SFR	\$1 4.94	435-120-043	SFR	\$1 4.94	435-250-033	CONDO	\$7.46
435-090-007	VSFR	\$7.46	435-120-044	SFR	\$1 4.94	435-250-034	CONDO	\$7.46
435-090-008	SFR	\$1 4.94	435-120-045	SFR	\$1 4.94	435-250-035	CONDO	\$7.46
435-090-011	SFR	\$1 4.94	435-120-046	SFR	\$1 4.94	435-250-036	CONDO	\$7.46
435-090-012	SFR	\$1 4.94	435-120-047	SFR	\$1 4.94	435-250-037	CONDO	\$7.46
435-090-013	SFR	\$1 4.94	435-120-048	SFR	\$1 4.94	435-250-038	CONDO	\$7.46
435-090-014	SFR	\$1 4.94	435-120-049	SFR	\$1 4.94	435-250-039	CONDO	\$7.46
435-100-003	MFR5	\$74.70	435-120-050	SFR	\$1 4.94	435-250-040	CONDO	\$7.46
435-100-013	SFR	\$1 4.94	435-120-051	SFR	\$1 4.94	435-250-041	CONDO	\$7.46
435-100-017	SFR	\$1 4.94	435-120-052	SFR	\$1 4.94	435-250-042	CONDO	\$7.46
435-100-018	SFR	\$1 4.94	435-120-053	SFR	\$1 4.94	435-250-043	CONDO	\$7.46

Assessor's Parcel Number	Property Class	FY18-19 Service Charge	Assessor's Parcel Number	Property Class	FY18-19 Service Charge	Assessor's Parcel Number	Property Class	FY18-19 Service Charge
435-250-044	CONDO	\$7.46	435-250-096	CONDO	\$7.46	435-250-148	CONDO	\$7.46
435-250-045	CONDO	\$7.46	435-250-097	CONDO	\$7.46	435-250-149	CONDO	\$7.46
435-250-046	CONDO	\$7.46	435-250-098	CONDO	\$7.46	435-250-150	CONDO	\$7.46
435-250-047	CONDO	\$7.46	435-250-099	CONDO	\$7.46	435-250-151	CONDO	\$7.46
435-250-048	CONDO	\$7.46	435-250-100	CONDO	\$7.46	435-250-152	CONDO	\$7.46
435-250-049	CONDO	\$7.46	435-250-101	CONDO	\$7.46	435-260-001	CONDO	\$7.46
435-250-050	CONDO	\$7.46	435-250-102	CONDO	\$7.46	435-260-002	CONDO	\$7.46
435-250-051	CONDO	\$7.46	435-250-103	CONDO	\$7.46	435-260-003	CONDO	\$7.46
435-250-052	CONDO	\$7.46	435-250-104	CONDO	\$7.46	435-260-004	CONDO	\$7.46
435-250-053	CONDO	\$7.46	435-250-105	CONDO	\$7.46	435-260-005	CONDO	\$7.46
435-250-054	CONDO	\$7.46	435-250-106	CONDO	\$7.46	435-260-006	CONDO	\$7.46
435-250-055	CONDO	\$7.46	435-250-107	CONDO	\$7.46	435-260-007	CONDO	\$7.46
435-250-056	CONDO	\$7.46	435-250-108	CONDO	\$7.46	435-260-008	CONDO	\$7.46
435-250-057	CONDO	\$7.46	435-250-109	CONDO	\$7.46	435-260-009	CONDO	\$7.46
435-250-058	CONDO	\$7.46	435-250-110	CONDO	\$7.46	435-260-010	CONDO	\$7.46
435-250-059	CONDO	\$7.46	435-250-111	CONDO	\$7.46	435-260-011	CONDO	\$7.46
435-250-060	CONDO	\$7.46	435-250-112	CONDO	\$7.46	435-270-001	CONDO	\$7.46
435-250-061	CONDO	\$7.46	435-250-113	CONDO	\$7.46	435-270-002	CONDO	\$7.46
435-250-062	CONDO	\$7.46	435-250-114	CONDO	\$7.46	435-270-003	CONDO	\$7.46
435-250-063	CONDO	\$7.46	435-250-115	CONDO	\$7.46	435-270-004	CONDO	\$7.46
435-250-064	CONDO	\$7.46	435-250-116	CONDO	\$7.46	435-270-005	CONDO	\$7.46
435-250-065	CONDO	\$7.46	435-250-117	CONDO	\$7.46	435-270-006	CONDO	\$7.46
435-250-066	CONDO	\$7.46	435-250-118	CONDO	\$7.46	435-270-007	CONDO	\$7.46
435-250-067	CONDO	\$7.46	435-250-119	CONDO	\$7.46	435-270-008	CONDO	\$7.46
435-250-068	CONDO	\$7.46	435-250-120	CONDO	\$7.46	435-270-009	CONDO	\$7.46
435-250-069	CONDO	\$7.46	435-250-121	CONDO	\$7.46	435-270-010	CONDO	\$7.46
435-250-070	CONDO	\$7.46	435-250-122	CONDO	\$7.46	435-270-011	CONDO	\$7.46
435-250-071	CONDO	\$7.46	435-250-123	CONDO	\$7.46	435-270-012	CONDO	\$7.46
435-250-072	CONDO	\$7.46	435-250-124	CONDO	\$7.46	435-270-013	CONDO	\$7.46
435-250-073	CONDO	\$7.46	435-250-125	CONDO	\$7.46	435-270-014	CONDO	\$7.46
435-250-074	CONDO	\$7.46	435-250-126	CONDO	\$7.46	435-270-015	CONDO	\$7.46
435-250-075	CONDO	\$7.46	435-250-127	CONDO	\$7.46	435-270-016	CONDO	\$7.46
435-250-076	CONDO	\$7.46	435-250-128	CONDO	\$7.46	435-270-017	CONDO	\$7.46
435-250-077	CONDO	\$7.46	435-250-129	CONDO	\$7.46	435-270-018	CONDO	\$7.46
435-250-078	CONDO	\$7.46	435-250-130	CONDO	\$7.46	435-270-019	CONDO	\$7.46
435-250-079	CONDO	\$7.46	435-250-131	CONDO	\$7.46	435-270-020	CONDO	\$7.46
435-250-080	CONDO	\$7.46	435-250-132	CONDO	\$7.46	435-270-021	CONDO	\$7.46
435-250-081	CONDO	\$7.46	435-250-133	CONDO	\$7.46	435-270-022	CONDO	\$7.46
435-250-082	CONDO	\$7.46	435-250-134	CONDO	\$7.46	435-270-023	CONDO	\$7.46
435-250-083	CONDO	\$7.46	435-250-135	CONDO	\$7.46	435-270-024	CONDO	\$7.46
435-250-084	CONDO	\$7.46	435-250-136	CONDO	\$7.46	435-270-025	CONDO	\$7.46
435-250-085	CONDO	\$7.46	435-250-137	CONDO	\$7.46	435-270-026	CONDO	\$7.46
435-250-086	CONDO	\$7.46	435-250-138	CONDO	\$7.46	435-270-027	CONDO	\$7.46
435-250-087	CONDO	\$7.46	435-250-139	CONDO	\$7.46	435-270-028	CONDO	\$7.46
435-250-088	CONDO	\$7.46	435-250-140	CONDO	\$7.46	435-270-029	CONDO	\$7.46
435-250-089	CONDO	\$7.46	435-250-141	CONDO	\$7.46	435-270-030	CONDO	\$7.46
435-250-090	CONDO	\$7.46	435-250-142	CONDO	\$7.46	435-270-031	CONDO	\$7.46
435-250-091	CONDO	\$7.46	435-250-143	CONDO	\$7.46	435-270-032	CONDO	\$7.46
435-250-092	CONDO	\$7.46	435-250-144	CONDO	\$7.46	435-270-033	CONDO	\$7.46
435-250-093	CONDO	\$7.46	435-250-145	CONDO	\$7.46	435-270-034	CONDO	\$7.46
435-250-094	CONDO	\$7.46	435-250-146	CONDO	\$7.46	435-270-035	CONDO	\$7.46
435-250-095	CONDO	\$7.46	435-250-147	CONDO	\$7.46	435-270-036	CONDO	\$7.46

Assessor's Parcel Number	Property Class	FY18-19 Service Charge	Assessor's Parcel Number	Property Class	FY18-19 Service Charge	Assessor's Parcel Number	Property Class	FY18-19 Service Charge
435-270-037	CONDO	\$7.46	520-020-013	SFR	\$14.94	520-062-004	SFR	\$14.94
435-270-038	CONDO	\$7.46	520-031-005	SFR	\$14.94	520-062-005	SFR	\$14.94
435-270-039	CONDO	\$7.46	520-031-006	SFR	\$14.94	520-062-006	SFR	\$14.94
435-270-040	CONDO	\$7.46	520-031-007	SFR	\$14.94	520-062-007	SFR	\$14.94
435-270-041	CONDO	\$7.46	520-031-008	SFR	\$14.94	520-070-001	SFR	\$14.94
435-270-042	CONDO	\$7.46	520-031-009	SFR	\$14.94	520-070-002	SFR	\$14.94
435-270-043	CONDO	\$7.46	520-031-010	SFR	\$14.94	520-070-003	SFR	\$14.94
435-270-044	CONDO	\$7.46	520-031-011	SFR	\$14.94	520-070-005	SFR	\$14.94
435-270-045	CONDO	\$7.46	520-031-012	SFR	\$14.94	520-070-006	SFR	\$14.94
435-270-046	CONDO	\$7.46	520-031-013	SFR	\$14.94	520-070-007	SFR	\$14.94
435-270-047	CONDO	\$7.46	520-031-014	SFR	\$14.94	520-070-008	SFR	\$14.94
435-270-048	CONDO	\$7.46	520-031-015	SFR	\$14.94	520-080-001	SFR	\$14.94
435-270-049	CONDO	\$7.46	520-031-016	SFR	\$14.94	520-080-002	SFR	\$14.94
435-270-050	CONDO	\$7.46	520-031-017	SFR	\$14.94	520-080-003	SFR	\$14.94
435-270-051	CONDO	\$7.46	520-032-001	SFR	\$14.94	520-080-004	SFR	\$14.94
435-280-001	CONDO	\$7.46	520-032-003	SFR	\$14.94	520-080-005	SFR	\$14.94
435-280-002	CONDO	\$7.46	520-032-004	SFR	\$14.94	520-080-006	MFR2	\$29.88
435-280-003	CONDO	\$7.46	520-032-005	SFR	\$14.94	520-080-007	SFR	\$14.94
435-280-004	CONDO	\$7.46	520-032-006	SFR	\$14.94	520-080-008	SFR	\$14.94
435-280-005	CONDO	\$7.46	520-032-007	SFR	\$14.94	520-080-009	SFR	\$14.94
435-280-006	CONDO	\$7.46	520-032-008	SFR	\$14.94	520-080-010	SFR	\$14.94
435-280-007	CONDO	\$7.46	520-041-001	SFR	\$14.94	520-080-011	SFR	\$14.94
435-280-008	CONDO	\$7.46	520-041-002	SFR	\$14.94	520-080-012	SFR	\$14.94
435-280-009	CONDO	\$7.46	520-041-003	SFR	\$14.94	520-080-013	SFR	\$14.94
435-280-010	CONDO	\$7.46	520-041-004	SFR	\$14.94	520-080-014	MFR2	\$29.88
435-280-011	CONDO	\$7.46	520-041-005	SFR	\$14.94	520-080-015	MFR	\$44.82
435-280-012	CONDO	\$7.46	520-041-006	SFR	\$14.94	520-080-016	SFR	\$14.94
435-280-013	CONDO	\$7.46	520-041-007	SFR	\$14.94	520-080-017	SFR	\$14.94
435-280-014	CONDO	\$7.46	520-041-008	SFR	\$14.94	520-080-018	SFR	\$14.94
435-280-015	CONDO	\$7.46	520-041-009	SFR	\$14.94	520-080-019	SFR	\$14.94
435-280-016	CONDO	\$7.46	520-041-010	SFR	\$14.94	520-080-020	SFR	\$14.94
435-280-017	CONDO	\$7.46	520-041-011	SFR	\$14.94	520-080-021	SFR	\$14.94
435-280-018	CONDO	\$7.46	520-041-012	SFR	\$14.94	520-080-022	SFR	\$14.94
435-280-019	CONDO	\$7.46	520-041-013	SFR	\$14.94	520-090-002	SFR	\$14.94
435-280-020	CONDO	\$7.46	520-041-014	SFR	\$14.94	520-090-003	SFR	\$14.94
435-280-021	CONDO	\$7.46	520-041-015	SFR	\$14.94	520-090-004	SFR	\$14.94
435-280-022	CONDO	\$7.46	520-041-016	SFR	\$14.94	520-090-005	SFR	\$14.94
435-280-023	CONDO	\$7.46	520-041-017	SFR	\$14.94	520-090-006	SFR	\$14.94
435-280-024	CONDO	\$7.46	520-042-003	SFR	\$14.94	520-090-007	SFR	\$14.94
435-280-025	CONDO	\$7.46	520-042-004	SFR	\$14.94	520-090-008	SFR	\$14.94
435-280-026	CONDO	\$7.46	520-042-005	SFR	\$14.94	520-090-009	SFR	\$14.94
435-280-027	CONDO	\$7.46	520-042-006	SFR	\$14.94	520-090-010	SFR	\$14.94
435-280-028	CONDO	\$7.46	520-042-007	SFR	\$14.94	520-090-011	SFR	\$14.94
520-020-004	SFR	\$14.94	520-042-008	SFR	\$14.94	520-090-012	SFR	\$14.94
520-020-005	SFR	\$14.94	520-042-009	SFR	\$14.94	520-090-013	SFR	\$14.94
520-020-006	SFR	\$14.94	520-042-010	SFR	\$14.94	520-090-014	SFR	\$14.94
520-020-007	SFR	\$14.94	520-042-011	SFR	\$14.94	520-090-019	SFR	\$14.94
520-020-008	SFR	\$14.94	520-042-012	SFR	\$14.94	520-090-020	SFR	\$14.94
520-020-009	SFR	\$14.94	520-061-003	INST	\$74.70	520-090-021	SFR	\$14.94
520-020-010	MFR2	\$29.88	520-061-004	INST	\$74.70	520-100-001	SFR	\$14.94
520-020-011	SFR	\$14.94	520-062-002	SFR	\$14.94	520-100-002	SFR	\$14.94
520-020-012	SFR	\$14.94	520-062-003	SFR	\$14.94	520-100-003	SFR	\$14.94

Assessor's Parcel Number	Property Class	FY18-19 Service Charge	Assessor's Parcel Number	Property Class	FY18-19 Service Charge	Assessor's Parcel Number	Property Class	FY18-19 Service Charge
520-131-003	SFR	\$1 4.94	520-140-022	SFR	\$1 4.94	521-011-018	SFR	\$1 4.94
520-131-004	SFR	\$1 4.94	520-140-024	SFR	\$1 4.94	521-012-001	SFR	\$1 4.94
520-131-005	SFR	\$1 4.94	520-140-025	SFR	\$1 4.94	521-012-002	SFR	\$1 4.94
520-131-006	SFR	\$1 4.94	520-140-026	SFR	\$1 4.94	521-012-003	SFR	\$1 4.94
520-131-007	SFR	\$1 4.94	520-140-027	SFR	\$1 4.94	521-012-005	SFR	\$1 4.94
520-131-009	SFR	\$1 4.94	520-150-005	SFR	\$1 4.94	521-012-006	SFR	\$1 4.94
520-131-010	SFR	\$1 4.94	520-150-006	SFR	\$1 4.94	521-012-007	SFR	\$1 4.94
520-131-011	SFR	\$1 4.94	520-150-007	MFR2	\$29.88	521-012-008	SFR	\$1 4.94
520-131-012	SFR	\$1 4.94	520-150-008	SFR	\$1 4.94	521-012-009	SFR	\$1 4.94
520-131-013	SFR	\$1 4.94	520-150-009	SFR	\$1 4.94	521-012-011	SFR	\$1 4.94
520-131-024	SFR	\$1 4.94	520-150-010	SFR	\$1 4.94	521-012-012	MFR2	\$29.88
520-131-025	SFR	\$1 4.94	520-150-011	SFR	\$1 4.94	521-012-015	SFR	\$1 4.94
520-132-001	SFR	\$1 4.94	520-150-012	SFR	\$1 4.94	521-012-016	SFR	\$1 4.94
520-132-002	SFR	\$1 4.94	520-150-013	SFR	\$1 4.94	521-012-018	SFR	\$1 4.94
520-132-003	SFR	\$1 4.94	520-150-014	SFR	\$1 4.94	521-012-019	SFR	\$1 4.94
520-132-004	SFR	\$1 4.94	520-150-015	SFR	\$1 4.94	521-012-020	SFR	\$1 4.94
520-132-005	SFR	\$1 4.94	520-150-016	SFR	\$1 4.94	521-021-001	SFR	\$1 4.94
520-132-006	SFR	\$1 4.94	520-150-031	SFR	\$1 4.94	521-021-002	SFR	\$1 4.94
520-132-007	SFR	\$1 4.94	520-181-007	SFR	\$1 4.94	521-021-003	SFR	\$1 4.94
520-132-008	SFR	\$1 4.94	520-181-008	SFR	\$1 4.94	521-021-004	SFR	\$1 4.94
520-132-009	SFR	\$1 4.94	520-181-009	SFR	\$1 4.94	521-021-005	SFR	\$1 4.94
520-132-010	SFR	\$1 4.94	520-181-010	SFR	\$1 4.94	521-021-006	SFR	\$1 4.94
520-132-011	SFR	\$1 4.94	520-181-011	SFR	\$1 4.94	521-021-007	SFR	\$1 4.94
520-132-012	SFR	\$1 4.94	520-181-012	SFR	\$1 4.94	521-021-008	SFR	\$1 4.94
520-132-013	SFR	\$1 4.94	520-181-013	SFR	\$1 4.94	521-021-010	SFR	\$1 4.94
520-132-014	SFR	\$1 4.94	520-182-001	SFR	\$1 4.94	521-021-011	SFR	\$1 4.94
520-132-015	SFR	\$1 4.94	520-182-002	SFR	\$1 4.94	521-021-012	SFR	\$1 4.94
520-132-016	SFR	\$1 4.94	520-182-003	SFR	\$1 4.94	521-021-013	SFR	\$1 4.94
520-132-017	SFR	\$1 4.94	520-182-005	SFR	\$1 4.94	521-021-014	SFR	\$1 4.94
520-132-018	SFR	\$1 4.94	520-182-006	SFR	\$1 4.94	521-021-015	SFR	\$1 4.94
520-132-019	SFR	\$1 4.94	520-182-007	SFR	\$1 4.94	521-021-016	SFR	\$1 4.94
520-140-001	SFR	\$1 4.94	520-182-008	SFR	\$1 4.94	521-022-001	SFR	\$1 4.94
520-140-002	SFR	\$1 4.94	520-182-009	SFR	\$1 4.94	521-022-002	SFR	\$1 4.94
520-140-003	SFR	\$1 4.94	520-182-010	SFR	\$1 4.94	521-022-003	MFR2	\$29.88
520-140-004	SFR	\$1 4.94	520-182-015	SFR	\$1 4.94	521-022-004	SFR	\$1 4.94
520-140-005	SFR	\$1 4.94	520-182-016	SFR	\$1 4.94	521-022-005	SFR	\$1 4.94
520-140-006	SFR	\$1 4.94	520-182-017	SFR	\$1 4.94	521-022-006	SFR	\$1 4.94
520-140-007	SFR	\$1 4.94	520-182-020	SFR	\$1 4.94	521-022-007	SFR	\$1 4.94
520-140-008	SFR	\$1 4.94	520-182-022	SFR	\$1 4.94	521-022-008	SFR	\$1 4.94
520-140-009	SFR	\$1 4.94	521-011-001	SFR	\$1 4.94	521-022-009	SFR	\$1 4.94
520-140-010	SFR	\$1 4.94	521-011-002	SFR	\$1 4.94	521-022-015	MFR2	\$29.88
520-140-011	SFR	\$1 4.94	521-011-003	SFR	\$1 4.94	521-022-016	SFR	\$1 4.94
520-140-012	SFR	\$1 4.94	521-011-004	SFR	\$1 4.94	521-022-017	SFR	\$1 4.94
520-140-013	SFR	\$1 4.94	521-011-005	SFR	\$1 4.94	521-022-018	SFR	\$1 4.94
520-140-014	SFR	\$1 4.94	521-011-007	SFR	\$1 4.94	521-022-019	SFR	\$1 4.94
520-140-015	SFR	\$1 4.94	521-011-008	SFR	\$1 4.94	521-022-020	SFR	\$1 4.94
520-140-016	SFR	\$1 4.94	521-011-009	SFR	\$1 4.94	521-022-021	SFR	\$1 4.94
520-140-017	SFR	\$1 4.94	521-011-013	SFR	\$1 4.94	521-022-022	SFR	\$1 4.94
520-140-018	SFR	\$1 4.94	521-011-014	SFR	\$1 4.94	521-022-023	SFR	\$1 4.94
520-140-019	SFR	\$1 4.94	521-011-015	SFR	\$1 4.94	521-022-024	SFR	\$1 4.94
520-140-020	SFR	\$1 4.94	521-011-016	SFR	\$1 4.94	521-022-028	SFR	\$1 4.94
520-140-021	SFR	\$1 4.94	521-011-017	SFR	\$1 4.94	521-022-029	SFR	\$1 4.94

Assessor's Parcel Number	Property Class	FY18-19 Service Charge	Assessor's Parcel Number	Property Class	FY18-19 Service Charge	Assessor's Parcel Number	Property Class	FY18-19 Service Charge
521-031-001	SFR	\$14.94	521-042-006	VSFR	\$7.46	521-061-020	VSFR	\$7.46
521-031-002	SFR	\$14.94	521-042-008	SFR	\$14.94	521-061-021	SFR	\$14.94
521-031-003	MFR2	\$29.88	521-042-009	SFR	\$14.94	521-061-022	MFR4	\$59.76
521-031-004	SFR	\$14.94	521-042-010	VSFR	\$7.46	521-062-002	SFR	\$14.94
521-031-005	SFR	\$14.94	521-042-011	SFR	\$14.94	521-062-003	SFR	\$14.94
521-031-006	SFR	\$14.94	521-042-012	SFR	\$14.94	521-062-004	SFR	\$14.94
521-031-007	SFR	\$14.94	521-042-013	SFR	\$14.94	521-062-006	SFR	\$14.94
521-031-008	SFR	\$14.94	521-042-016	SFR	\$14.94	521-062-007	VSFR	\$7.46
521-031-009	SFR	\$14.94	521-042-017	SFR	\$14.94	521-062-008	SFR	\$14.94
521-031-010	SFR	\$14.94	521-051-001	SFR	\$14.94	521-062-009	SFR	\$14.94
521-031-011	SFR	\$14.94	521-051-002	SFR	\$14.94	521-062-010	SFR	\$14.94
521-032-001	SFR	\$14.94	521-051-003	SFR	\$14.94	521-062-011	SFR	\$14.94
521-032-002	SFR	\$14.94	521-051-004	SFR	\$14.94	521-062-012	SFR	\$14.94
521-032-003	SFR	\$14.94	521-051-005	SFR	\$14.94	521-062-013	SFR	\$14.94
521-032-004	SFR	\$14.94	521-051-006	SFR	\$14.94	521-062-014	SFR	\$14.94
521-032-005	SFR	\$14.94	521-051-007	SFR	\$14.94	521-062-015	SFR	\$14.94
521-032-006	SFR	\$14.94	521-051-008	SFR	\$14.94	521-062-017	SFR	\$14.94
521-032-007	SFR	\$14.94	521-051-009	SFR	\$14.94	521-062-018	SFR	\$14.94
521-032-008	SFR	\$14.94	521-051-010	SFR	\$14.94	521-062-019	SFR	\$14.94
521-032-009	SFR	\$14.94	521-051-011	SFR	\$14.94	521-062-020	SFR	\$14.94
521-032-010	SFR	\$14.94	521-051-012	SFR	\$14.94	521-062-021	SFR	\$14.94
521-032-011	SFR	\$14.94	521-051-013	SFR	\$14.94	521-062-022	SFR	\$14.94
521-032-012	SFR	\$14.94	521-051-014	SFR	\$14.94	521-062-023	MFR2	\$29.88
521-032-013	SFR	\$14.94	521-052-001	MFR2	\$29.88	521-062-024	VSFR	\$7.46
521-032-014	SFR	\$14.94	521-052-002	SFR	\$14.94	521-071-001	SFR	\$14.94
521-032-015	SFR	\$14.94	521-052-003	SFR	\$14.94	521-071-002	SFR	\$14.94
521-032-016	SFR	\$14.94	521-052-004	SFR	\$14.94	521-071-003	SFR	\$14.94
521-032-017	SFR	\$14.94	521-052-005	SFR	\$14.94	521-071-004	SFR	\$14.94
521-032-018	SFR	\$14.94	521-052-006	SFR	\$14.94	521-071-005	SFR	\$14.94
521-041-001	SFR	\$14.94	521-052-007	SFR	\$14.94	521-071-006	SFR	\$14.94
521-041-002	SFR	\$14.94	521-052-008	SFR	\$14.94	521-071-007	SFR	\$14.94
521-041-003	SFR	\$14.94	521-052-009	SFR	\$14.94	521-071-008	SFR	\$14.94
521-041-004	SFR	\$14.94	521-052-010	SFR	\$14.94	521-071-009	SFR	\$14.94
521-041-005	SFR	\$14.94	521-052-011	SFR	\$14.94	521-071-010	SFR	\$14.94
521-041-007	SFR	\$14.94	521-061-001	SFR	\$14.94	521-071-011	SFR	\$14.94
521-041-008	SFR	\$14.94	521-061-002	SFR	\$14.94	521-071-012	SFR	\$14.94
521-041-009	SFR	\$14.94	521-061-003	MFR2	\$29.88	521-071-013	VSFR	\$7.46
521-041-010	SFR	\$14.94	521-061-004	SFR	\$14.94	521-071-014	SFR	\$14.94
521-041-011	SFR	\$14.94	521-061-005	SFR	\$14.94	521-072-001	SFR	\$14.94
521-041-012	SFR	\$14.94	521-061-006	SFR	\$14.94	521-072-002	SFR	\$14.94
521-041-013	SFR	\$14.94	521-061-007	SFR	\$14.94	521-072-003	SFR	\$14.94
521-041-014	SFR	\$14.94	521-061-008	SFR	\$14.94	521-072-004	SFR	\$14.94
521-041-015	SFR	\$14.94	521-061-009	SFR	\$14.94	521-072-005	SFR	\$14.94
521-041-016	SFR	\$14.94	521-061-010	SFR	\$14.94	521-072-006	SFR	\$14.94
521-041-017	SFR	\$14.94	521-061-011	SFR	\$14.94	521-072-007	SFR	\$14.94
521-041-018	SFR	\$14.94	521-061-012	SFR	\$14.94	521-072-008	SFR	\$14.94
521-041-019	SFR	\$14.94	521-061-013	SFR	\$14.94	521-072-009	SFR	\$14.94
521-042-001	SFR	\$14.94	521-061-014	SFR	\$14.94	521-072-010	SFR	\$14.94
521-042-002	SFR	\$14.94	521-061-016	SFR	\$14.94	521-072-011	SFR	\$14.94
521-042-003	SFR	\$14.94	521-061-017	SFR	\$14.94	521-072-016	SFR	\$14.94
521-042-004	SFR	\$14.94	521-061-018	SFR	\$14.94	521-072-021	SFR	\$14.94
521-042-005	SFR	\$14.94	521-061-019	SFR	\$14.94	521-073-003	SFR	\$14.94

Assessor's Parcel Number	Property Class	FY18-19 Service Charge	Assessor's Parcel Number	Property Class	FY18-19 Service Charge	Assessor's Parcel Number	Property Class	FY18-19 Service Charge
521-073-004	SFR	\$1 4.94	521-091-030	SFR	\$1 4.94	521-103-018	SFR	\$1 4.94
521-073-005	SFR	\$1 4.94	521-091-031	SFR	\$1 4.94	521-103-019	SFR	\$1 4.94
521-073-006	SFR	\$1 4.94	521-091-032	SFR	\$1 4.94	521-103-021	SFR	\$1 4.94
521-073-007	SFR	\$1 4.94	521-091-033	SFR	\$1 4.94	521-103-022	SFR	\$1 4.94
521-073-008	SFR	\$1 4.94	521-091-034	MFR2	\$29.88	521-111-001	SFR	\$1 4.94
521-073-009	SFR	\$1 4.94	521-091-035	SFR	\$1 4.94	521-111-002	SFR	\$1 4.94
521-073-010	SFR	\$1 4.94	521-091-036	SFR	\$1 4.94	521-111-003	SFR	\$1 4.94
521-073-011	SFR	\$1 4.94	521-091-037	MFR2	\$29.88	521-111-004	SFR	\$1 4.94
521-073-012	SFR	\$1 4.94	521-101-001	SFR	\$1 4.94	521-111-005	SFR	\$1 4.94
521-073-013	SFR	\$1 4.94	521-101-002	SFR	\$1 4.94	521-111-006	SFR	\$1 4.94
521-073-014	SFR	\$1 4.94	521-101-003	SFR	\$1 4.94	521-111-007	SFR	\$1 4.94
521-073-015	SFR	\$1 4.94	521-101-004	SFR	\$1 4.94	521-111-008	SFR	\$1 4.94
521-073-016	SFR	\$1 4.94	521-101-005	SFR	\$1 4.94	521-111-009	SFR	\$1 4.94
521-073-017	SFR	\$1 4.94	521-101-006	SFR	\$1 4.94	521-111-010	SFR	\$1 4.94
521-080-002	SFR	\$1 4.94	521-101-007	SFR	\$1 4.94	521-111-011	SFR	\$1 4.94
521-080-003	SFR	\$1 4.94	521-101-008	SFR	\$1 4.94	521-111-012	SFR	\$1 4.94
521-080-004	SFR	\$1 4.94	521-101-009	SFR	\$1 4.94	521-112-001	SFR	\$1 4.94
521-080-005	SFR	\$1 4.94	521-101-010	SFR	\$1 4.94	521-112-002	SFR	\$1 4.94
521-080-006	SFR	\$1 4.94	521-101-011	SFR	\$1 4.94	521-112-003	SFR	\$1 4.94
521-080-007	SFR	\$1 4.94	521-101-012	SFR	\$1 4.94	521-112-004	SFR	\$1 4.94
521-080-008	SFR	\$1 4.94	521-101-013	SFR	\$1 4.94	521-112-006	SFR	\$1 4.94
521-080-009	SFR	\$1 4.94	521-101-014	SFR	\$1 4.94	521-112-007	SFR	\$1 4.94
521-080-010	SFR	\$1 4.94	521-101-015	SFR	\$1 4.94	521-112-008	SFR	\$1 4.94
521-080-011	SFR	\$1 4.94	521-102-001	SFR	\$1 4.94	521-112-009	SFR	\$1 4.94
521-080-012	SFR	\$1 4.94	521-102-002	SFR	\$1 4.94	521-112-010	SFR	\$1 4.94
521-080-013	SFR	\$1 4.94	521-102-003	SFR	\$1 4.94	521-112-011	SFR	\$1 4.94
521-080-014	SFR	\$1 4.94	521-102-004	SFR	\$1 4.94	521-112-012	SFR	\$1 4.94
521-080-015	SFR	\$1 4.94	521-102-008	SFR	\$1 4.94	521-112-013	SFR	\$1 4.94
521-080-016	SFR	\$1 4.94	521-102-009	SFR	\$1 4.94	521-113-002	VSFR	\$7.46
521-080-017	SFR	\$1 4.94	521-102-010	SFR	\$1 4.94	521-113-003	SFR	\$1 4.94
521-091-002	SFR	\$1 4.94	521-102-011	SFR	\$1 4.94	521-113-004	SFR	\$1 4.94
521-091-003	SFR	\$1 4.94	521-102-012	SFR	\$1 4.94	521-113-005	SFR	\$1 4.94
521-091-004	SFR	\$1 4.94	521-102-013	SFR	\$1 4.94	521-113-006	SFR	\$1 4.94
521-091-005	COM	\$74.70	521-102-014	SFR	\$1 4.94	521-113-007	SFR	\$1 4.94
521-091-007	SFR	\$1 4.94	521-102-015	SFR	\$1 4.94	521-113-008	SFR	\$1 4.94
521-091-008	SFR	\$1 4.94	521-102-016	SFR	\$1 4.94	521-113-009	SFR	\$1 4.94
521-091-011	SFR	\$1 4.94	521-102-017	SFR	\$1 4.94	521-113-010	SFR	\$1 4.94
521-091-012	SFR	\$1 4.94	521-102-018	SFR	\$1 4.94	521-113-011	SFR	\$1 4.94
521-091-013	SFR	\$1 4.94	521-102-020	SFR	\$1 4.94	521-113-012	SFR	\$1 4.94
521-091-016	SFR	\$1 4.94	521-102-021	SFR	\$1 4.94	521-113-013	SFR	\$1 4.94
521-091-017	SFR	\$1 4.94	521-103-001	SFR	\$1 4.94	521-113-014	SFR	\$1 4.94
521-091-018	MFR2	\$29.88	521-103-002	SFR	\$1 4.94	521-121-001	SFR	\$1 4.94
521-091-019	SFR	\$1 4.94	521-103-003	SFR	\$1 4.94	521-121-002	SFR	\$1 4.94
521-091-020	SFR	\$1 4.94	521-103-004	SFR	\$1 4.94	521-121-003	SFR	\$1 4.94
521-091-021	SFR	\$1 4.94	521-103-005	SFR	\$1 4.94	521-121-007	SFR	\$1 4.94
521-091-023	SFR	\$1 4.94	521-103-006	SFR	\$1 4.94	521-121-008	SFR	\$1 4.94
521-091-024	SFR	\$1 4.94	521-103-007	SFR	\$1 4.94	521-121-009	SFR	\$1 4.94
521-091-025	SFR	\$1 4.94	521-103-010	SFR	\$1 4.94	521-121-011	SFR	\$1 4.94
521-091-026	SFR	\$1 4.94	521-103-012	SFR	\$1 4.94	521-121-012	SFR	\$1 4.94
521-091-027	SFR	\$1 4.94	521-103-013	SFR	\$1 4.94	521-122-001	SFR	\$1 4.94
521-091-028	SFR	\$1 4.94	521-103-014	SFR	\$1 4.94	521-122-002	SFR	\$1 4.94
521-091-029	SFR	\$1 4.94	521-103-015	SFR	\$1 4.94	521-122-003	SFR	\$1 4.94

Assessor's Parcel Number	Property Class	FY18-19 Service Charge	Assessor's Parcel Number	Property Class	FY18-19 Service Charge	Assessor's Parcel Number	Property Class	FY18-19 Service Charge
521-122-005	SFR	\$1 4.94	521-132-022	SFR	\$1 4.94	521-152-018	SFR	\$1 4.94
521-122-006	SFR	\$1 4.94	521-140-001	SFR	\$1 4.94	521-152-019	SFR	\$1 4.94
521-122-007	SFR	\$1 4.94	521-140-002	SFR	\$1 4.94	521-152-020	SFR	\$1 4.94
521-122-008	SFR	\$1 4.94	521-140-003	SFR	\$1 4.94	521-152-021	SFR	\$1 4.94
521-122-009	SFR	\$1 4.94	521-140-004	SFR	\$1 4.94	521-152-022	SFR	\$1 4.94
521-122-010	SFR	\$1 4.94	521-140-005	SFR	\$1 4.94	521-152-025	SFR	\$1 4.94
521-122-011	SFR	\$1 4.94	521-140-006	SFR	\$1 4.94	521-152-026	SFR	\$1 4.94
521-122-012	SFR	\$1 4.94	521-140-007	SFR	\$1 4.94	521-152-027	SFR	\$1 4.94
521-122-013	SFR	\$1 4.94	521-140-008	SFR	\$1 4.94	521-160-002	SFR	\$1 4.94
521-122-014	SFR	\$1 4.94	521-140-009	SFR	\$1 4.94	521-160-003	SFR	\$1 4.94
521-122-015	SFR	\$1 4.94	521-151-001	SFR	\$1 4.94	521-160-004	SFR	\$1 4.94
521-131-001	SFR	\$1 4.94	521-151-002	SFR	\$1 4.94	521-160-005	SFR	\$1 4.94
521-131-002	SFR	\$1 4.94	521-151-003	SFR	\$1 4.94	521-160-006	SFR	\$1 4.94
521-131-003	SFR	\$1 4.94	521-151-004	SFR	\$1 4.94	521-160-007	VSFR	\$7.46
521-131-004	SFR	\$1 4.94	521-151-005	SFR	\$1 4.94	521-160-008	SFR	\$1 4.94
521-131-005	SFR	\$1 4.94	521-151-006	SFR	\$1 4.94	521-160-009	COM	\$74.70
521-131-006	SFR	\$1 4.94	521-151-007	SFR	\$1 4.94	521-160-010	SFR	\$1 4.94
521-131-007	SFR	\$1 4.94	521-151-008	SFR	\$1 4.94	521-160-011	SFR	\$1 4.94
521-131-008	SFR	\$1 4.94	521-151-009	SFR	\$1 4.94	521-160-012	SFR	\$1 4.94
521-131-010	SFR	\$1 4.94	521-151-010	SFR	\$1 4.94	521-160-013	SFR	\$1 4.94
521-131-017	SFR	\$1 4.94	521-151-011	SFR	\$1 4.94	521-160-014	SFR	\$1 4.94
521-131-020	SFR	\$1 4.94	521-151-012	SFR	\$1 4.94	521-160-015	SFR	\$1 4.94
521-131-021	SFR	\$1 4.94	521-151-013	SFR	\$1 4.94	521-160-016	SFR	\$1 4.94
521-131-022	SFR	\$1 4.94	521-151-014	SFR	\$1 4.94	521-160-017	SFR	\$1 4.94
521-131-023	SFR	\$1 4.94	521-151-015	SFR	\$1 4.94	521-160-018	SFR	\$1 4.94
521-131-024	SFR	\$1 4.94	521-151-016	SFR	\$1 4.94	521-160-019	SFR	\$1 4.94
521-131-025	SFR	\$1 4.94	521-151-017	SFR	\$1 4.94	521-160-020	SFR	\$1 4.94
521-131-026	SFR	\$1 4.94	521-151-018	SFR	\$1 4.94	521-160-021	SFR	\$1 4.94
521-131-027	SFR	\$1 4.94	521-151-019	SFR	\$1 4.94	521-170-002	SFR	\$1 4.94
521-131-029	SFR	\$1 4.94	521-151-024	SFR	\$1 4.94	521-170-003	SFR	\$1 4.94
521-131-031	SFR	\$1 4.94	521-151-025	SFR	\$1 4.94	521-170-004	SFR	\$1 4.94
521-131-032	SFR	\$1 4.94	521-151-026	SFR	\$1 4.94	521-170-005	SFR	\$1 4.94
521-131-035	SFR	\$1 4.94	521-151-027	SFR	\$1 4.94	521-170-006	SFR	\$1 4.94
521-131-036	SFR	\$1 4.94	521-151-032	SFR	\$1 4.94	521-170-007	SFR	\$1 4.94
521-131-037	SFR	\$1 4.94	521-151-033	SFR	\$1 4.94	521-170-008	SFR	\$1 4.94
521-132-001	SFR	\$1 4.94	521-151-034	SFR	\$1 4.94	521-170-009	SFR	\$1 4.94
521-132-004	SFR	\$1 4.94	521-151-035	SFR	\$1 4.94	521-170-010	SFR	\$1 4.94
521-132-005	SFR	\$1 4.94	521-152-001	SFR	\$1 4.94	521-170-011	SFR	\$1 4.94
521-132-008	SFR	\$1 4.94	521-152-002	SFR	\$1 4.94	521-170-012	SFR	\$1 4.94
521-132-009	SFR	\$1 4.94	521-152-003	VSFR	\$7.46	521-170-013	SFR	\$1 4.94
521-132-010	SFR	\$1 4.94	521-152-004	SFR	\$1 4.94	521-170-014	SFR	\$1 4.94
521-132-011	SFR	\$1 4.94	521-152-005	SFR	\$1 4.94	521-170-015	SFR	\$1 4.94
521-132-012	SFR	\$1 4.94	521-152-006	SFR	\$1 4.94	521-170-016	SFR	\$1 4.94
521-132-013	SFR	\$1 4.94	521-152-007	SFR	\$1 4.94	521-170-017	SFR	\$1 4.94
521-132-014	SFR	\$1 4.94	521-152-008	SFR	\$1 4.94	521-170-018	SFR	\$1 4.94
521-132-015	SFR	\$1 4.94	521-152-009	MFR2	\$29.88	521-170-019	SFR	\$1 4.94
521-132-016	SFR	\$1 4.94	521-152-010	SFR	\$1 4.94	521-170-020	SFR	\$1 4.94
521-132-017	SFR	\$1 4.94	521-152-011	SFR	\$1 4.94	521-170-021	SFR	\$1 4.94
521-132-018	SFR	\$1 4.94	521-152-012	SFR	\$1 4.94	521-170-022	SFR	\$1 4.94
521-132-019	VSFR	\$7.46	521-152-014	SFR	\$1 4.94	521-170-023	SFR	\$1 4.94
521-132-020	SFR	\$1 4.94	521-152-015	SFR	\$1 4.94	521-170-024	SFR	\$1 4.94
521-132-021	SFR	\$1 4.94	521-152-017	SFR	\$1 4.94	521-170-025	SFR	\$1 4.94

Assessor's Parcel Number	Property Class	FY18-19 Service Charge	Assessor's Parcel Number	Property Class	FY18-19 Service Charge	Assessor's Parcel Number	Property Class	FY18-19 Service Charge
521-170-026	SFR	\$1 4.94	521-220-009	SFR	\$1 4.94	521-250-028	SFR	\$1 4.94
521-170-027	SFR	\$1 4.94	521-230-001	SFR	\$1 4.94	521-250-029	SFR	\$1 4.94
521-170-028	SFR	\$1 4.94	521-230-002	SFR	\$1 4.94	521-250-030	SFR	\$1 4.94
521-170-031	SFR	\$1 4.94	521-230-003	SFR	\$1 4.94	521-250-031	SFR	\$1 4.94
521-170-032	SFR	\$1 4.94	521-230-004	SFR	\$1 4.94	521-260-001	SFR	\$1 4.94
521-170-033	SFR	\$1 4.94	521-230-006	SFR	\$1 4.94	521-260-002	SFR	\$1 4.94
521-180-001	SFR	\$1 4.94	521-230-007	SFR	\$1 4.94	521-260-003	SFR	\$1 4.94
521-180-002	SFR	\$1 4.94	521-230-008	SFR	\$1 4.94	521-260-004	SFR	\$1 4.94
521-180-003	SFR	\$1 4.94	521-230-009	SFR	\$1 4.94	521-260-005	SFR	\$1 4.94
521-180-004	SFR	\$1 4.94	521-230-010	SFR	\$1 4.94	521-260-006	SFR	\$1 4.94
521-180-005	SFR	\$1 4.94	521-230-011	SFR	\$1 4.94	521-260-007	SFR	\$1 4.94
521-180-006	SFR	\$1 4.94	521-230-014	SFR	\$1 4.94	521-260-008	SFR	\$1 4.94
521-180-007	SFR	\$1 4.94	521-230-015	SFR	\$1 4.94	521-260-009	SFR	\$1 4.94
521-180-008	SFR	\$1 4.94	521-230-018	SFR	\$1 4.94	521-260-010	MFR2	\$29.88
521-180-009	INST	\$74.70	521-240-001	SFR	\$1 4.94	521-260-012	SFR	\$1 4.94
521-180-010	SFR	\$1 4.94	521-240-002	SFR	\$1 4.94	521-260-013	SFR	\$1 4.94
521-180-011	SFR	\$1 4.94	521-240-003	SFR	\$1 4.94	521-260-014	SFR	\$1 4.94
521-180-012	SFR	\$1 4.94	521-240-004	SFR	\$1 4.94	521-260-015	SFR	\$1 4.94
521-180-013	SFR	\$1 4.94	521-240-005	SFR	\$1 4.94	521-260-016	SFR	\$1 4.94
521-180-014	SFR	\$1 4.94	521-240-006	SFR	\$1 4.94	521-260-017	MFR2	\$29.88
521-191-002	SFR	\$1 4.94	521-240-007	SFR	\$1 4.94	521-260-018	SFR	\$1 4.94
521-191-003	MFR2	\$29.88	521-240-008	SFR	\$1 4.94	521-260-019	SFR	\$1 4.94
521-191-004	SFR	\$1 4.94	521-240-009	SFR	\$1 4.94	521-260-020	SFR	\$1 4.94
521-191-005	SFR	\$1 4.94	521-240-010	SFR	\$1 4.94	521-260-021	SFR	\$1 4.94
521-191-006	SFR	\$1 4.94	521-240-011	SFR	\$1 4.94	521-260-022	SFR	\$1 4.94
521-191-007	SFR	\$1 4.94	521-240-012	SFR	\$1 4.94	521-260-023	SFR	\$1 4.94
521-191-008	SFR	\$1 4.94	521-240-013	SFR	\$1 4.94	521-260-024	SFR	\$1 4.94
521-191-009	SFR	\$1 4.94	521-240-014	SFR	\$1 4.94	521-271-002	SFR	\$1 4.94
521-210-001	SFR	\$1 4.94	521-240-015	VSFR	\$7.46	521-271-003	SFR	\$1 4.94
521-210-002	SFR	\$1 4.94	521-240-016	SFR	\$1 4.94	521-271-004	SFR	\$1 4.94
521-210-003	SFR	\$1 4.94	521-240-017	SFR	\$1 4.94	521-271-005	SFR	\$1 4.94
521-210-004	SFR	\$1 4.94	521-240-018	SFR	\$1 4.94	521-271-006	SFR	\$1 4.94
521-210-005	SFR	\$1 4.94	521-250-002	SFR	\$1 4.94	521-271-007	SFR	\$1 4.94
521-210-006	SFR	\$1 4.94	521-250-003	SFR	\$1 4.94	521-271-008	SFR	\$1 4.94
521-210-007	SFR	\$1 4.94	521-250-005	SFR	\$1 4.94	521-271-009	SFR	\$1 4.94
521-210-008	SFR	\$1 4.94	521-250-008	SFR	\$1 4.94	521-271-010	SFR	\$1 4.94
521-210-009	SFR	\$1 4.94	521-250-009	SFR	\$1 4.94	521-271-012	SFR	\$1 4.94
521-210-010	SFR	\$1 4.94	521-250-010	SFR	\$1 4.94	521-271-013	SFR	\$1 4.94
521-210-011	SFR	\$1 4.94	521-250-011	SFR	\$1 4.94	521-271-015	SFR	\$1 4.94
521-210-012	SFR	\$1 4.94	521-250-015	SFR	\$1 4.94	521-271-016	SFR	\$1 4.94
521-210-013	SFR	\$1 4.94	521-250-016	SFR	\$1 4.94	521-271-017	SFR	\$1 4.94
521-210-014	SFR	\$1 4.94	521-250-017	SFR	\$1 4.94	521-271-018	SFR	\$1 4.94
521-210-015	SFR	\$1 4.94	521-250-018	SFR	\$1 4.94	521-271-019	VSFR	\$7.46
521-210-016	SFR	\$1 4.94	521-250-019	SFR	\$1 4.94	521-272-001	SFR	\$1 4.94
521-210-017	SFR	\$1 4.94	521-250-020	SFR	\$1 4.94	521-272-002	SFR	\$1 4.94
521-210-018	SFR	\$1 4.94	521-250-021	SFR	\$1 4.94	521-272-003	SFR	\$1 4.94
521-210-019	SFR	\$1 4.94	521-250-022	SFR	\$1 4.94	521-272-005	SFR	\$1 4.94
521-220-002	SFR	\$1 4.94	521-250-023	SFR	\$1 4.94	521-272-006	SFR	\$1 4.94
521-220-003	SFR	\$1 4.94	521-250-024	SFR	\$1 4.94	521-272-007	SFR	\$1 4.94
521-220-004	SFR	\$1 4.94	521-250-025	SFR	\$1 4.94	521-272-008	SFR	\$1 4.94
521-220-005	SFR	\$1 4.94	521-250-026	SFR	\$1 4.94	521-272-009	SFR	\$1 4.94
521-220-006	SFR	\$1 4.94	521-250-027	SFR	\$1 4.94	521-272-011	SFR	\$1 4.94



Assessor's Parcel Number	Property Class	FY18-19 Service Charge	Assessor's Parcel Number	Property Class	FY18-19 Service Charge	Assessor's Parcel Number	Property Class	FY18-19 Service Charge
521-272-012	SFR	\$1 4.94	570-031-010	SFR	\$1 4.94	570-041-017	SFR	\$1 4.94
521-272-013	SFR	\$1 4.94	570-031-011	SFR	\$1 4.94	570-041-018	SFR	\$1 4.94
561-120-016	VIND	\$74.70	570-031-012	SFR	\$1 4.94	570-041-019	SFR	\$1 4.94
570-011-002	SFR	\$1 4.94	570-031-013	SFR	\$1 4.94	570-041-021	SFR	\$1 4.94
570-011-003	SFR	\$1 4.94	570-031-014	SFR	\$1 4.94	570-041-022	SFR	\$1 4.94
570-011-004	SFR	\$1 4.94	570-032-001	SFR	\$1 4.94	570-041-023	SFR	\$1 4.94
570-011-005	SFR	\$1 4.94	570-032-002	SFR	\$1 4.94	570-041-024	SFR	\$1 4.94
570-011-006	SFR	\$1 4.94	570-032-003	SFR	\$1 4.94	570-041-025	SFR	\$1 4.94
570-011-007	SFR	\$1 4.94	570-032-004	SFR	\$1 4.94	570-042-001	SFR	\$1 4.94
570-011-008	SFR	\$1 4.94	570-032-005	SFR	\$1 4.94	570-042-002	SFR	\$1 4.94
570-011-009	SFR	\$1 4.94	570-032-006	SFR	\$1 4.94	570-042-003	SFR	\$1 4.94
570-011-010	SFR	\$1 4.94	570-032-007	SFR	\$1 4.94	570-042-004	SFR	\$1 4.94
570-011-011	SFR	\$1 4.94	570-032-008	SFR	\$1 4.94	570-042-005	SFR	\$1 4.94
570-011-012	SFR	\$1 4.94	570-032-009	SFR	\$1 4.94	570-042-006	SFR	\$1 4.94
570-011-013	SFR	\$1 4.94	570-032-010	SFR	\$1 4.94	570-042-007	SFR	\$1 4.94
570-011-014	SFR	\$1 4.94	570-032-011	SFR	\$1 4.94	570-042-008	SFR	\$1 4.94
570-012-001	SFR	\$1 4.94	570-032-012	SFR	\$1 4.94	570-042-009	SFR	\$1 4.94
570-012-002	SFR	\$1 4.94	570-032-013	MFR2	\$29.88	570-042-010	SFR	\$1 4.94
570-012-003	SFR	\$1 4.94	570-032-014	SFR	\$1 4.94	570-042-011	SFR	\$1 4.94
570-012-004	SFR	\$1 4.94	570-032-015	SFR	\$1 4.94	570-042-012	SFR	\$1 4.94
570-012-005	SFR	\$1 4.94	570-032-016	SFR	\$1 4.94	570-042-013	SFR	\$1 4.94
570-012-008	SFR	\$1 4.94	570-032-017	SFR	\$1 4.94	570-042-014	SFR	\$1 4.94
570-012-009	SFR	\$1 4.94	570-032-018	SFR	\$1 4.94	570-042-015	SFR	\$1 4.94
570-012-010	SFR	\$1 4.94	570-032-019	SFR	\$1 4.94	570-042-016	SFR	\$1 4.94
570-012-011	SFR	\$1 4.94	570-032-020	SFR	\$1 4.94	570-042-017	SFR	\$1 4.94
570-012-012	SFR	\$1 4.94	570-032-021	SFR	\$1 4.94	570-042-018	MFR2	\$29.88
570-012-013	SFR	\$1 4.94	570-032-022	SFR	\$1 4.94	570-042-019	SFR	\$1 4.94
570-012-014	SFR	\$1 4.94	570-032-023	SFR	\$1 4.94	570-042-020	SFR	\$1 4.94
570-012-015	SFR	\$1 4.94	570-032-024	SFR	\$1 4.94	570-042-021	SFR	\$1 4.94
570-012-016	SFR	\$1 4.94	570-032-025	SFR	\$1 4.94	570-050-001	SFR	\$1 4.94
570-020-001	SFR	\$1 4.94	570-032-026	SFR	\$1 4.94	570-050-002	SFR	\$1 4.94
570-020-002	SFR	\$1 4.94	570-032-027	SFR	\$1 4.94	570-050-003	SFR	\$1 4.94
570-020-003	SFR	\$1 4.94	570-032-028	SFR	\$1 4.94	570-050-004	SFR	\$1 4.94
570-020-004	SFR	\$1 4.94	570-032-029	SFR	\$1 4.94	570-050-005	SFR	\$1 4.94
570-020-005	SFR	\$1 4.94	570-032-030	SFR	\$1 4.94	570-050-006	SFR	\$1 4.94
570-020-006	SFR	\$1 4.94	570-032-031	SFR	\$1 4.94	570-050-007	SFR	\$1 4.94
570-020-007	VSFR	\$7.46	570-041-001	SFR	\$1 4.94	570-050-008	SFR	\$1 4.94
570-020-010	SFR	\$1 4.94	570-041-002	SFR	\$1 4.94	570-050-009	SFR	\$1 4.94
570-020-011	SFR	\$1 4.94	570-041-003	SFR	\$1 4.94	570-050-010	SFR	\$1 4.94
570-020-012	SFR	\$1 4.94	570-041-004	SFR	\$1 4.94	570-050-011	SFR	\$1 4.94
570-020-013	SFR	\$1 4.94	570-041-005	SFR	\$1 4.94	570-050-012	SFR	\$1 4.94
570-020-014	SFR	\$1 4.94	570-041-006	SFR	\$1 4.94	570-050-013	SFR	\$1 4.94
570-020-015	MFR2	\$29.88	570-041-007	SFR	\$1 4.94	570-050-014	SFR	\$1 4.94
570-031-001	SFR	\$1 4.94	570-041-008	SFR	\$1 4.94	570-050-017	SFR	\$1 4.94
570-031-002	SFR	\$1 4.94	570-041-009	SFR	\$1 4.94	570-050-018	SFR	\$1 4.94
570-031-003	SFR	\$1 4.94	570-041-010	SFR	\$1 4.94	570-050-019	SFR	\$1 4.94
570-031-004	SFR	\$1 4.94	570-041-011	SFR	\$1 4.94	570-050-020	SFR	\$1 4.94
570-031-005	SFR	\$1 4.94	570-041-012	SFR	\$1 4.94	570-050-022	SFR	\$1 4.94
570-031-006	SFR	\$1 4.94	570-041-013	SFR	\$1 4.94	570-050-023	SFR	\$1 4.94
570-031-007	SFR	\$1 4.94	570-041-014	SFR	\$1 4.94	570-050-024	SFR	\$1 4.94
570-031-008	SFR	\$1 4.94	570-041-015	SFR	\$1 4.94	570-050-025	SFR	\$1 4.94
570-031-009	SFR	\$1 4.94	570-041-016	SFR	\$1 4.94	570-050-026	SFR	\$1 4.94

Assessor's Parcel Number	Property Class	FY18-19 Service Charge	Assessor's Parcel Number	Property Class	FY18-19 Service Charge	Assessor's Parcel Number	Property Class	FY18-19 Service Charge
570-050-027	SFR	\$1 4.94	570-081-008	SFR	\$1 4.94	570-093-010	SFR	\$1 4.94
570-060-001	SFR	\$1 4.94	570-081-009	SFR	\$1 4.94	570-093-011	SFR	\$1 4.94
570-060-002	SFR	\$1 4.94	570-081-010	SFR	\$1 4.94	570-093-012	SFR	\$1 4.94
570-060-003	SFR	\$1 4.94	570-081-011	SFR	\$1 4.94	570-093-013	SFR	\$1 4.94
570-060-004	SFR	\$1 4.94	570-081-012	SFR	\$1 4.94	570-100-002	VSFR	\$7.46
570-060-005	SFR	\$1 4.94	570-081-013	SFR	\$1 4.94	570-100-003	SFR	\$1 4.94
570-060-006	MFR2	\$29.88	570-082-001	SFR	\$1 4.94	570-100-005	SFR	\$1 4.94
570-060-007	SFR	\$1 4.94	570-082-002	SFR	\$1 4.94	570-100-008	SFR	\$1 4.94
570-060-008	SFR	\$1 4.94	570-082-003	SFR	\$1 4.94	570-100-009	SFR	\$1 4.94
570-060-009	SFR	\$1 4.94	570-082-004	SFR	\$1 4.94	570-100-010	SFR	\$1 4.94
570-060-010	SFR	\$1 4.94	570-082-005	SFR	\$1 4.94	570-100-011	MFR2	\$29.88
570-060-011	SFR	\$1 4.94	570-082-006	SFR	\$1 4.94	570-100-012	SFR	\$1 4.94
570-060-012	COM	\$74.70	570-082-007	SFR	\$1 4.94	570-100-013	SFR	\$1 4.94
570-060-013	COM	\$74.70	570-082-008	SFR	\$1 4.94	570-100-014	SFR	\$1 4.94
570-060-014	COM	\$74.70	570-082-009	SFR	\$1 4.94	570-100-015	SFR	\$1 4.94
570-060-017	COM	\$74.70	570-082-010	SFR	\$1 4.94	570-100-016	SFR	\$1 4.94
570-060-018	SFR	\$1 4.94	570-082-011	SFR	\$1 4.94	570-100-017	SFR	\$1 4.94
570-060-019	SFR	\$1 4.94	570-082-012	SFR	\$1 4.94	570-100-018	SFR	\$1 4.94
570-060-020	SFR	\$1 4.94	570-082-013	SFR	\$1 4.94	570-100-019	SFR	\$1 4.94
570-060-021	SFR	\$1 4.94	570-082-014	SFR	\$1 4.94	570-100-020	COM	\$74.70
570-060-022	SFR	\$1 4.94	570-082-015	SFR	\$1 4.94	570-100-022	SFR	\$1 4.94
570-060-023	COM	\$74.70	570-082-016	SFR	\$1 4.94	570-100-023	SFR	\$1 4.94
570-071-001	SFR	\$1 4.94	570-091-001	SFR	\$1 4.94	570-100-024	SFR	\$1 4.94
570-071-002	SFR	\$1 4.94	570-091-002	SFR	\$1 4.94	570-110-001	SFR	\$1 4.94
570-071-003	SFR	\$1 4.94	570-091-003	SFR	\$1 4.94	570-110-002	SFR	\$1 4.94
570-071-004	SFR	\$1 4.94	570-091-004	SFR	\$1 4.94	570-110-003	SFR	\$1 4.94
570-071-005	SFR	\$1 4.94	570-091-005	SFR	\$1 4.94	570-110-004	SFR	\$1 4.94
570-071-006	SFR	\$1 4.94	570-091-006	SFR	\$1 4.94	570-110-005	SFR	\$1 4.94
570-071-007	SFR	\$1 4.94	570-091-007	SFR	\$1 4.94	570-110-006	SFR	\$1 4.94
570-071-008	SFR	\$1 4.94	570-092-001	SFR	\$1 4.94	570-110-007	SFR	\$1 4.94
570-071-009	SFR	\$1 4.94	570-092-002	MFR2	\$29.88	570-110-008	SFR	\$1 4.94
570-071-010	SFR	\$1 4.94	570-092-003	SFR	\$1 4.94	570-110-009	MFR2	\$29.88
570-072-001	SFR	\$1 4.94	570-092-004	SFR	\$1 4.94	570-110-010	SFR	\$1 4.94
570-072-002	SFR	\$1 4.94	570-092-005	SFR	\$1 4.94	570-110-011	SFR	\$1 4.94
570-072-003	SFR	\$1 4.94	570-092-006	SFR	\$1 4.94	570-110-012	SFR	\$1 4.94
570-072-004	SFR	\$1 4.94	570-092-007	SFR	\$1 4.94	570-110-013	SFR	\$1 4.94
570-072-005	SFR	\$1 4.94	570-092-008	SFR	\$1 4.94	570-110-014	SFR	\$1 4.94
570-072-006	SFR	\$1 4.94	570-092-009	SFR	\$1 4.94	570-110-015	SFR	\$1 4.94
570-072-007	MFR2	\$29.88	570-092-010	SFR	\$1 4.94	570-110-016	SFR	\$1 4.94
570-072-008	SFR	\$1 4.94	570-092-011	SFR	\$1 4.94	570-121-001	SFR	\$1 4.94
570-072-009	SFR	\$1 4.94	570-092-012	SFR	\$1 4.94	570-121-002	SFR	\$1 4.94
570-072-010	SFR	\$1 4.94	570-092-013	SFR	\$1 4.94	570-121-003	SFR	\$1 4.94
570-072-011	SFR	\$1 4.94	570-092-014	SFR	\$1 4.94	570-121-004	SFR	\$1 4.94
570-072-012	SFR	\$1 4.94	570-093-001	SFR	\$1 4.94	570-121-005	SFR	\$1 4.94
570-072-013	SFR	\$1 4.94	570-093-002	SFR	\$1 4.94	570-121-006	SFR	\$1 4.94
570-072-014	SFR	\$1 4.94	570-093-003	SFR	\$1 4.94	570-121-007	SFR	\$1 4.94
570-081-001	SFR	\$1 4.94	570-093-004	SFR	\$1 4.94	570-121-008	SFR	\$1 4.94
570-081-002	SFR	\$1 4.94	570-093-005	SFR	\$1 4.94	570-121-009	SFR	\$1 4.94
570-081-003	SFR	\$1 4.94	570-093-006	SFR	\$1 4.94	570-121-010	SFR	\$1 4.94
570-081-004	SFR	\$1 4.94	570-093-007	SFR	\$1 4.94	570-121-011	SFR	\$1 4.94
570-081-005	SFR	\$1 4.94	570-093-008	SFR	\$1 4.94	570-121-014	SFR	\$1 4.94
570-081-007	SFR	\$1 4.94	570-093-009	SFR	\$1 4.94	570-121-015	SFR	\$1 4.94

Assessor's Parcel Number	Property Class	FY18-19 Service Charge	Assessor's Parcel Number	Property Class	FY18-19 Service Charge	Assessor's Parcel Number	Property Class	FY18-19 Service Charge
570-121-016	SFR	\$1 4.94	570-142-002	SFR	\$1 4.94	570-151-028	SFR	\$1 4.94
570-121-017	SFR	\$1 4.94	570-142-003	SFR	\$1 4.94	570-151-029	SFR	\$1 4.94
570-121-018	SFR	\$1 4.94	570-142-004	SFR	\$1 4.94	570-152-001	SFR	\$1 4.94
570-121-019	SFR	\$1 4.94	570-142-005	SFR	\$1 4.94	570-152-002	SFR	\$1 4.94
570-121-020	SFR	\$1 4.94	570-142-006	SFR	\$1 4.94	570-152-003	SFR	\$1 4.94
570-122-001	SFR	\$1 4.94	570-142-007	SFR	\$1 4.94	570-152-004	SFR	\$1 4.94
570-122-002	SFR	\$1 4.94	570-142-008	SFR	\$1 4.94	570-152-005	SFR	\$1 4.94
570-122-003	SFR	\$1 4.94	570-142-009	SFR	\$1 4.94	570-152-006	SFR	\$1 4.94
570-122-004	SFR	\$1 4.94	570-142-010	SFR	\$1 4.94	570-152-007	SFR	\$1 4.94
570-122-005	SFR	\$1 4.94	570-142-011	SFR	\$1 4.94	570-152-008	SFR	\$1 4.94
570-122-011	SFR	\$1 4.94	570-142-012	SFR	\$1 4.94	570-152-009	SFR	\$1 4.94
570-122-012	SFR	\$1 4.94	570-142-013	SFR	\$1 4.94	570-152-010	SFR	\$1 4.94
570-122-013	SFR	\$1 4.94	570-142-014	SFR	\$1 4.94	570-152-011	SFR	\$1 4.94
570-122-014	SFR	\$1 4.94	570-142-015	SFR	\$1 4.94	570-152-012	SFR	\$1 4.94
570-122-015	SFR	\$1 4.94	570-142-016	SFR	\$1 4.94	570-152-013	SFR	\$1 4.94
570-122-020	SFR	\$1 4.94	570-142-017	SFR	\$1 4.94	570-152-014	SFR	\$1 4.94
570-122-025	SFR	\$1 4.94	570-142-019	SFR	\$1 4.94	570-152-015	SFR	\$1 4.94
570-130-002	SFR	\$1 4.94	570-142-020	SFR	\$1 4.94	570-152-016	SFR	\$1 4.94
570-130-003	SFR	\$1 4.94	570-142-023	SFR	\$1 4.94	570-152-017	SFR	\$1 4.94
570-130-004	SFR	\$1 4.94	570-142-024	SFR	\$1 4.94	570-161-001	SFR	\$1 4.94
570-130-005	SFR	\$1 4.94	570-142-025	MFR2	\$29.88	570-161-002	SFR	\$1 4.94
570-130-006	SFR	\$1 4.94	570-142-026	SFR	\$1 4.94	570-161-003	SFR	\$1 4.94
570-130-007	SFR	\$1 4.94	570-142-027	SFR	\$1 4.94	570-161-004	SFR	\$1 4.94
570-130-008	SFR	\$1 4.94	570-142-028	SFR	\$1 4.94	570-161-008	SFR	\$1 4.94
570-130-009	SFR	\$1 4.94	570-142-029	SFR	\$1 4.94	570-161-009	VSFR	\$7.46
570-130-010	SFR	\$1 4.94	570-151-001	SFR	\$1 4.94	570-162-001	SFR	\$1 4.94
570-130-011	SFR	\$1 4.94	570-151-002	SFR	\$1 4.94	570-162-002	SFR	\$1 4.94
570-130-012	SFR	\$1 4.94	570-151-003	SFR	\$1 4.94	570-162-003	SFR	\$1 4.94
570-130-013	SFR	\$1 4.94	570-151-004	SFR	\$1 4.94	570-162-004	SFR	\$1 4.94
570-130-014	SFR	\$1 4.94	570-151-005	SFR	\$1 4.94	570-162-005	MFR2	\$29.88
570-130-015	SFR	\$1 4.94	570-151-006	SFR	\$1 4.94	570-162-006	SFR	\$1 4.94
570-130-016	SFR	\$1 4.94	570-151-007	SFR	\$1 4.94	570-162-007	SFR	\$1 4.94
570-130-017	SFR	\$1 4.94	570-151-008	SFR	\$1 4.94	570-162-008	SFR	\$1 4.94
570-130-018	SFR	\$1 4.94	570-151-009	SFR	\$1 4.94	570-162-009	SFR	\$1 4.94
570-130-019	SFR	\$1 4.94	570-151-010	SFR	\$1 4.94	570-162-010	SFR	\$1 4.94
570-130-020	SFR	\$1 4.94	570-151-011	SFR	\$1 4.94	570-162-011	SFR	\$1 4.94
570-130-021	MFR2	\$29.88	570-151-012	SFR	\$1 4.94	570-162-012	SFR	\$1 4.94
570-130-022	SFR	\$1 4.94	570-151-013	SFR	\$1 4.94	570-162-013	SFR	\$1 4.94
570-130-023	SFR	\$1 4.94	570-151-014	SFR	\$1 4.94	570-162-014	SFR	\$1 4.94
570-130-024	MFR2	\$29.88	570-151-015	SFR	\$1 4.94	570-162-015	SFR	\$1 4.94
570-130-025	SFR	\$1 4.94	570-151-016	SFR	\$1 4.94	570-162-016	SFR	\$1 4.94
570-130-027	SFR	\$1 4.94	570-151-017	SFR	\$1 4.94	570-162-017	SFR	\$1 4.94
570-130-031	VSFR	\$7.46	570-151-018	SFR	\$1 4.94	570-162-018	SFR	\$1 4.94
570-130-032	SFR	\$1 4.94	570-151-019	SFR	\$1 4.94	570-162-019	SFR	\$1 4.94
570-130-033	SFR	\$1 4.94	570-151-020	SFR	\$1 4.94	570-162-020	SFR	\$1 4.94
570-141-001	SFR	\$1 4.94	570-151-021	SFR	\$1 4.94	570-162-021	SFR	\$1 4.94
570-141-002	SFR	\$1 4.94	570-151-022	SFR	\$1 4.94	570-162-022	SFR	\$1 4.94
570-141-003	SFR	\$1 4.94	570-151-023	SFR	\$1 4.94	570-162-023	SFR	\$1 4.94
570-141-004	SFR	\$1 4.94	570-151-024	SFR	\$1 4.94	570-162-024	SFR	\$1 4.94
570-141-005	SFR	\$1 4.94	570-151-025	SFR	\$1 4.94	570-162-025	SFR	\$1 4.94
570-141-006	SFR	\$1 4.94	570-151-026	SFR	\$1 4.94	570-162-026	SFR	\$1 4.94
570-142-001	SFR	\$1 4.94	570-151-027	SFR	\$1 4.94	570-162-027	SFR	\$1 4.94

Assessor's Parcel Number	Property Class	FY18-19 Service Charge	Assessor's Parcel Number	Property Class	FY18-19 Service Charge	Assessor's Parcel Number	Property Class	FY18-19 Service Charge
570-162-028	SFR	\$1 4.94	570-180-014	SFR	\$1 4.94	570-192-026	SFR	\$1 4.94
570-171-001	SFR	\$1 4.94	570-180-015	SFR	\$1 4.94	570-192-027	SFR	\$1 4.94
570-171-002	SFR	\$1 4.94	570-180-016	SFR	\$1 4.94	570-201-001	SFR	\$1 4.94
570-171-003	SFR	\$1 4.94	570-180-017	SFR	\$1 4.94	570-201-002	SFR	\$1 4.94
570-171-004	SFR	\$1 4.94	570-180-018	SFR	\$1 4.94	570-201-003	SFR	\$1 4.94
570-171-005	SFR	\$1 4.94	570-180-019	SFR	\$1 4.94	570-201-004	SFR	\$1 4.94
570-171-006	SFR	\$1 4.94	570-180-020	SFR	\$1 4.94	570-201-005	SFR	\$1 4.94
570-171-007	SFR	\$1 4.94	570-180-021	SFR	\$1 4.94	570-201-006	SFR	\$1 4.94
570-171-008	SFR	\$1 4.94	570-180-022	SFR	\$1 4.94	570-201-007	SFR	\$1 4.94
570-171-009	SFR	\$1 4.94	570-180-023	SFR	\$1 4.94	570-201-008	SFR	\$1 4.94
570-171-010	SFR	\$1 4.94	570-180-024	SFR	\$1 4.94	570-202-002	SFR	\$1 4.94
570-171-011	SFR	\$1 4.94	570-180-025	SFR	\$1 4.94	570-202-003	SFR	\$1 4.94
570-171-012	MFR2	\$29.88	570-180-027	SFR	\$1 4.94	570-202-004	SFR	\$1 4.94
570-171-013	SFR	\$1 4.94	570-180-028	SFR	\$1 4.94	570-202-005	SFR	\$1 4.94
570-171-014	SFR	\$1 4.94	570-191-001	SFR	\$1 4.94	570-203-001	SFR	\$1 4.94
570-171-015	SFR	\$1 4.94	570-191-002	SFR	\$1 4.94	570-203-002	SFR	\$1 4.94
570-171-016	SFR	\$1 4.94	570-191-003	SFR	\$1 4.94	570-203-003	SFR	\$1 4.94
570-172-001	SFR	\$1 4.94	570-191-004	SFR	\$1 4.94	570-203-004	SFR	\$1 4.94
570-172-002	SFR	\$1 4.94	570-191-005	SFR	\$1 4.94	570-203-005	SFR	\$1 4.94
570-172-003	SFR	\$1 4.94	570-191-006	SFR	\$1 4.94	570-203-006	MFR2	\$29.88
570-172-004	SFR	\$1 4.94	570-191-007	SFR	\$1 4.94	570-203-007	SFR	\$1 4.94
570-172-005	SFR	\$1 4.94	570-191-009	SFR	\$1 4.94	570-203-008	SFR	\$1 4.94
570-172-006	SFR	\$1 4.94	570-191-010	SFR	\$1 4.94	570-203-009	SFR	\$1 4.94
570-172-007	SFR	\$1 4.94	570-191-011	SFR	\$1 4.94	570-203-010	SFR	\$1 4.94
570-172-008	SFR	\$1 4.94	570-191-012	SFR	\$1 4.94	570-203-011	SFR	\$1 4.94
570-172-009	SFR	\$1 4.94	570-191-013	SFR	\$1 4.94	570-203-012	SFR	\$1 4.94
570-172-010	SFR	\$1 4.94	570-191-014	SFR	\$1 4.94	570-203-013	SFR	\$1 4.94
570-172-011	SFR	\$1 4.94	570-192-001	SFR	\$1 4.94	570-203-014	SFR	\$1 4.94
570-172-012	SFR	\$1 4.94	570-192-002	SFR	\$1 4.94	570-221-001	SFR	\$1 4.94
570-172-013	SFR	\$1 4.94	570-192-003	SFR	\$1 4.94	570-221-002	SFR	\$1 4.94
570-172-014	SFR	\$1 4.94	570-192-004	SFR	\$1 4.94	570-221-003	SFR	\$1 4.94
570-173-002	SFR	\$1 4.94	570-192-005	SFR	\$1 4.94	570-221-004	SFR	\$1 4.94
570-173-003	SFR	\$1 4.94	570-192-006	SFR	\$1 4.94	570-221-005	SFR	\$1 4.94
570-173-004	SFR	\$1 4.94	570-192-007	SFR	\$1 4.94	570-221-006	SFR	\$1 4.94
570-173-005	SFR	\$1 4.94	570-192-008	SFR	\$1 4.94	570-221-007	SFR	\$1 4.94
570-173-006	SFR	\$1 4.94	570-192-009	SFR	\$1 4.94	570-221-008	SFR	\$1 4.94
570-173-007	SFR	\$1 4.94	570-192-010	SFR	\$1 4.94	570-221-009	SFR	\$1 4.94
570-173-008	SFR	\$1 4.94	570-192-011	SFR	\$1 4.94	570-221-010	SFR	\$1 4.94
570-173-009	SFR	\$1 4.94	570-192-012	SFR	\$1 4.94	570-221-011	SFR	\$1 4.94
570-180-001	SFR	\$1 4.94	570-192-013	SFR	\$1 4.94	570-221-012	SFR	\$1 4.94
570-180-002	SFR	\$1 4.94	570-192-014	SFR	\$1 4.94	570-221-013	SFR	\$1 4.94
570-180-003	SFR	\$1 4.94	570-192-015	SFR	\$1 4.94	570-221-014	SFR	\$1 4.94
570-180-004	SFR	\$1 4.94	570-192-016	SFR	\$1 4.94	570-221-015	SFR	\$1 4.94
570-180-005	SFR	\$1 4.94	570-192-017	SFR	\$1 4.94	570-222-001	SFR	\$1 4.94
570-180-006	SFR	\$1 4.94	570-192-018	SFR	\$1 4.94	570-222-002	SFR	\$1 4.94
570-180-007	SFR	\$1 4.94	570-192-019	SFR	\$1 4.94	570-222-003	SFR	\$1 4.94
570-180-008	SFR	\$1 4.94	570-192-020	SFR	\$1 4.94	570-222-004	SFR	\$1 4.94
570-180-009	SFR	\$1 4.94	570-192-021	SFR	\$1 4.94	570-222-005	SFR	\$1 4.94
570-180-010	SFR	\$1 4.94	570-192-022	SFR	\$1 4.94	570-222-006	SFR	\$1 4.94
570-180-011	SFR	\$1 4.94	570-192-023	SFR	\$1 4.94	570-222-007	SFR	\$1 4.94
570-180-012	SFR	\$1 4.94	570-192-024	SFR	\$1 4.94	570-222-008	SFR	\$1 4.94
570-180-013	SFR	\$1 4.94	570-192-025	SFR	\$1 4.94	570-222-009	SFR	\$1 4.94

Assessor's Parcel Number	Property Class	FY18-19 Service Charge	Assessor's Parcel Number	Property Class	FY18-19 Service Charge	Assessor's Parcel Number	Property Class	FY18-19 Service Charge
570-222-010	SFR	\$1 4.94	570-232-012	SFR	\$1 4.94	570-253-015	SFR	\$1 4.94
570-222-011	SFR	\$1 4.94	570-251-006	SFR	\$1 4.94	570-253-016	SFR	\$1 4.94
570-222-012	SFR	\$1 4.94	570-251-007	SFR	\$1 4.94	570-253-017	SFR	\$1 4.94
570-222-013	SFR	\$1 4.94	570-251-008	SFR	\$1 4.94	570-253-018	SFR	\$1 4.94
570-222-014	SFR	\$1 4.94	570-251-009	SFR	\$1 4.94	570-253-019	SFR	\$1 4.94
570-222-015	SFR	\$1 4.94	570-251-010	SFR	\$1 4.94	570-253-020	SFR	\$1 4.94
570-222-016	SFR	\$1 4.94	570-251-011	SFR	\$1 4.94	570-253-021	SFR	\$1 4.94
570-222-017	SFR	\$1 4.94	570-251-012	SFR	\$1 4.94	570-253-022	SFR	\$1 4.94
570-222-018	SFR	\$1 4.94	570-251-015	SFR	\$1 4.94	570-253-023	VSFR	\$7.46
570-222-019	SFR	\$1 4.94	570-251-016	SFR	\$1 4.94	570-253-024	VSFR	\$7.46
570-222-020	SFR	\$1 4.94	570-251-017	SFR	\$1 4.94	570-253-025	VSFR	\$7.46
570-222-021	SFR	\$1 4.94	570-251-018	VSFR	\$7.46	570-253-026	SFR	\$1 4.94
570-222-022	SFR	\$1 4.94	570-251-020	VSFR	\$7.46	570-253-028	SFR	\$1 4.94
570-222-023	SFR	\$1 4.94	570-251-021	VSFR	\$7.46	570-253-029	SFR	\$1 4.94
570-222-024	SFR	\$1 4.94	570-252-002	SFR	\$1 4.94	570-253-031	SFR	\$1 4.94
570-222-025	SFR	\$1 4.94	570-252-003	SFR	\$1 4.94	570-253-032	SFR	\$1 4.94
570-222-026	SFR	\$1 4.94	570-252-004	SFR	\$1 4.94	570-253-033	SFR	\$1 4.94
570-222-027	SFR	\$1 4.94	570-252-005	SFR	\$1 4.94	570-253-035	SFR	\$1 4.94
570-223-001	SFR	\$1 4.94	570-252-006	SFR	\$1 4.94	570-253-036	SFR	\$1 4.94
570-223-002	SFR	\$1 4.94	570-252-007	SFR	\$1 4.94	570-253-037	VSFR	\$7.46
570-223-003	SFR	\$1 4.94	570-252-008	SFR	\$1 4.94	570-261-001	SFR	\$1 4.94
570-223-004	MFR2	\$29.88	570-252-009	SFR	\$1 4.94	570-261-002	SFR	\$1 4.94
570-223-005	SFR	\$1 4.94	570-252-010	SFR	\$1 4.94	570-261-003	SFR	\$1 4.94
570-223-006	SFR	\$1 4.94	570-252-011	SFR	\$1 4.94	570-262-013	SFR	\$1 4.94
570-231-001	SFR	\$1 4.94	570-252-012	SFR	\$1 4.94	570-262-014	SFR	\$1 4.94
570-231-002	SFR	\$1 4.94	570-252-013	SFR	\$1 4.94	570-262-015	SFR	\$1 4.94
570-231-003	SFR	\$1 4.94	570-252-014	SFR	\$1 4.94	570-262-020	SFR	\$1 4.94
570-231-004	SFR	\$1 4.94	570-252-015	SFR	\$1 4.94	570-262-021	SFR	\$1 4.94
570-231-005	SFR	\$1 4.94	570-252-016	SFR	\$1 4.94	570-262-022	SFR	\$1 4.94
570-231-006	SFR	\$1 4.94	570-252-017	SFR	\$1 4.94	570-262-025	SFR	\$1 4.94
570-231-007	SFR	\$1 4.94	570-252-018	SFR	\$1 4.94	570-262-026	SFR	\$1 4.94
570-231-008	SFR	\$1 4.94	570-252-019	SFR	\$1 4.94	570-262-029	SFR	\$1 4.94
570-231-009	SFR	\$1 4.94	570-252-020	SFR	\$1 4.94	570-262-030	SFR	\$1 4.94
570-231-010	SFR	\$1 4.94	570-252-021	SFR	\$1 4.94	570-262-032	SFR	\$1 4.94
570-231-011	SFR	\$1 4.94	570-252-022	SFR	\$1 4.94	570-262-033	SFR	\$1 4.94
570-231-012	MFR2	\$29.88	570-252-023	SFR	\$1 4.94	570-262-034	SFR	\$1 4.94
570-231-013	SFR	\$1 4.94	570-252-024	SFR	\$1 4.94	570-262-035	SFR	\$1 4.94
570-231-014	SFR	\$1 4.94	570-252-025	SFR	\$1 4.94	570-262-036	SFR	\$1 4.94
570-231-015	SFR	\$1 4.94	570-252-026	SFR	\$1 4.94	570-262-037	SFR	\$1 4.94
570-231-018	SFR	\$1 4.94	570-252-027	SFR	\$1 4.94	570-262-038	SFR	\$1 4.94
570-231-019	SFR	\$1 4.94	570-252-028	SFR	\$1 4.94	571-010-001	SFR	\$1 4.94
570-232-001	MFR2	\$29.88	570-252-029	SFR	\$1 4.94	571-010-002	SFR	\$1 4.94
570-232-002	SFR	\$1 4.94	570-252-030	SFR	\$1 4.94	571-010-003	SFR	\$1 4.94
570-232-003	SFR	\$1 4.94	570-252-031	SFR	\$1 4.94	571-010-004	SFR	\$1 4.94
570-232-004	SFR	\$1 4.94	570-253-004	VSFR	\$7.46	571-010-005	SFR	\$1 4.94
570-232-005	SFR	\$1 4.94	570-253-005	VSFR	\$7.46	571-010-006	SFR	\$1 4.94
570-232-006	SFR	\$1 4.94	570-253-006	VSFR	\$7.46	571-010-007	SFR	\$1 4.94
570-232-007	SFR	\$1 4.94	570-253-010	SFR	\$1 4.94	571-010-008	SFR	\$1 4.94
570-232-008	SFR	\$1 4.94	570-253-011	SFR	\$1 4.94	571-010-009	SFR	\$1 4.94
570-232-009	SFR	\$1 4.94	570-253-012	VSFR	\$7.46	571-010-010	SFR	\$1 4.94
570-232-010	SFR	\$1 4.94	570-253-013	SFR	\$1 4.94	571-010-012	SFR	\$1 4.94
570-232-011	SFR	\$1 4.94	570-253-014	SFR	\$1 4.94	571-010-013	SFR	\$1 4.94

Assessor's Parcel Number	Property Class	FY18-19 Service Charge	Assessor's Parcel Number	Property Class	FY18-19 Service Charge	Assessor's Parcel Number	Property Class	FY18-19 Service Charge
571-010-014	SFR	\$1 4.94	571-030-006	SFR	\$1 4.94	571-070-010	VSFR	\$7.46
571-010-015	SFR	\$1 4.94	571-030-007	SFR	\$1 4.94	571-070-011	SFR	\$1 4.94
571-010-016	SFR	\$1 4.94	571-030-008	SFR	\$1 4.94	571-070-012	MFR2	\$29.88
571-010-017	SFR	\$1 4.94	571-030-009	MFR2	\$29.88	571-070-013	SFR	\$1 4.94
571-010-018	SFR	\$1 4.94	571-030-010	SFR	\$1 4.94	571-070-014	SFR	\$1 4.94
571-010-019	SFR	\$1 4.94	571-030-011	MFR2	\$29.88	571-070-015	SFR	\$1 4.94
571-010-020	SFR	\$1 4.94	571-030-012	SFR	\$1 4.94	571-070-016	SFR	\$1 4.94
571-010-021	SFR	\$1 4.94	571-030-013	SFR	\$1 4.94	571-070-017	VSFR	\$7.46
571-010-022	SFR	\$1 4.94	571-030-014	SFR	\$1 4.94	571-070-018	MFR2	\$29.88
571-010-023	SFR	\$1 4.94	571-030-015	SFR	\$1 4.94	571-070-019	SFR	\$1 4.94
571-021-001	SFR	\$1 4.94	571-030-017	SFR	\$1 4.94	571-080-001	SFR	\$1 4.94
571-021-002	SFR	\$1 4.94	571-030-018	SFR	\$1 4.94	571-080-002	SFR	\$1 4.94
571-021-003	SFR	\$1 4.94	571-030-019	VSFR	\$7.46	571-080-003	SFR	\$1 4.94
571-021-004	SFR	\$1 4.94	571-040-001	SFR	\$1 4.94	571-080-004	SFR	\$1 4.94
571-021-005	SFR	\$1 4.94	571-040-002	SFR	\$1 4.94	571-080-006	SFR	\$1 4.94
571-021-006	SFR	\$1 4.94	571-040-003	SFR	\$1 4.94	571-080-007	SFR	\$1 4.94
571-021-007	SFR	\$1 4.94	571-040-004	SFR	\$1 4.94	571-080-008	SFR	\$1 4.94
571-021-008	SFR	\$1 4.94	571-040-005	SFR	\$1 4.94	571-080-009	SFR	\$1 4.94
571-021-010	SFR	\$1 4.94	571-040-006	COM	\$74.70	571-080-010	SFR	\$1 4.94
571-021-011	SFR	\$1 4.94	571-040-007	COM	\$74.70	571-080-011	SFR	\$1 4.94
571-021-014	MFR2	\$29.88	571-040-008	SFR	\$1 4.94	571-080-012	SFR	\$1 4.94
571-021-015	SFR	\$1 4.94	571-040-011	SFR	\$1 4.94	571-080-013	SFR	\$1 4.94
571-021-016	SFR	\$1 4.94	571-040-012	MFR2	\$29.88	571-080-014	SFR	\$1 4.94
571-021-017	SFR	\$1 4.94	571-050-002	SFR	\$1 4.94	571-080-015	SFR	\$1 4.94
571-021-018	SFR	\$1 4.94	571-050-003	SFR	\$1 4.94	571-080-016	SFR	\$1 4.94
571-021-019	SFR	\$1 4.94	571-050-009	COM	\$74.70	571-080-017	SFR	\$1 4.94
571-021-020	SFR	\$1 4.94	571-050-011	SFR	\$1 4.94	571-080-018	SFR	\$1 4.94
571-021-021	SFR	\$1 4.94	571-050-012	SFR	\$1 4.94	571-080-019	SFR	\$1 4.94
571-021-022	SFR	\$1 4.94	571-050-013	SFR	\$1 4.94	571-080-020	SFR	\$1 4.94
571-021-023	SFR	\$1 4.94	571-050-014	SFR	\$1 4.94	571-080-021	SFR	\$1 4.94
571-021-024	SFR	\$1 4.94	571-050-015	SFR	\$1 4.94	571-080-022	SFR	\$1 4.94
571-021-026	SFR	\$1 4.94	571-050-017	SFR	\$1 4.94	571-080-025	SFR	\$1 4.94
571-021-030	SFR	\$1 4.94	571-050-018	SFR	\$1 4.94	571-090-001	SFR	\$1 4.94
571-021-032	SFR	\$1 4.94	571-050-019	SFR	\$1 4.94	571-090-002	SFR	\$1 4.94
571-021-033	SFR	\$1 4.94	571-050-021	COM	\$74.70	571-090-003	SFR	\$1 4.94
571-021-034	SFR	\$1 4.94	571-050-022	SFR	\$1 4.94	571-090-004	SFR	\$1 4.94
571-022-001	SFR	\$1 4.94	571-050-023	MFR5	\$74.70	571-090-005	SFR	\$1 4.94
571-022-003	SFR	\$1 4.94	571-060-002	SFR	\$1 4.94	571-090-006	SFR	\$1 4.94
571-022-004	SFR	\$1 4.94	571-060-003	SFR	\$1 4.94	571-090-007	VSFR	\$7.46
571-022-005	SFR	\$1 4.94	571-060-004	MFR	\$44.82	571-090-008	SFR	\$1 4.94
571-022-006	SFR	\$1 4.94	571-060-005	MFR2	\$29.88	571-090-011	SFR	\$1 4.94
571-022-007	SFR	\$1 4.94	571-060-006	MFR2	\$29.88	571-090-012	SFR	\$1 4.94
571-022-008	SFR	\$1 4.94	571-060-007	MFR	\$44.82	571-090-013	SFR	\$1 4.94
571-022-009	SFR	\$1 4.94	571-060-008	MFR	\$44.82	571-090-014	SFR	\$1 4.94
571-022-010	SFR	\$1 4.94	571-060-009	SFR	\$1 4.94	571-090-015	SFR	\$1 4.94
571-022-011	SFR	\$1 4.94	571-060-010	SFR	\$1 4.94	571-090-016	SFR	\$1 4.94
571-022-012	SFR	\$1 4.94	571-060-011	SFR	\$1 4.94	571-090-017	SFR	\$1 4.94
571-022-013	SFR	\$1 4.94	571-070-001	SFR	\$1 4.94	571-090-019	SFR	\$1 4.94
571-030-001	SFR	\$1 4.94	571-070-002	SFR	\$1 4.94	571-100-001	SFR	\$1 4.94
571-030-002	SFR	\$1 4.94	571-070-003	SFR	\$1 4.94	571-100-002	SFR	\$1 4.94
571-030-003	SFR	\$1 4.94	571-070-006	SFR	\$1 4.94	571-100-003	SFR	\$1 4.94
571-030-005	SFR	\$1 4.94	571-070-009	SFR	\$1 4.94	571-100-004	SFR	\$1 4.94

Assessor's Parcel Number	Property Class	FY18-19 Service Charge	Assessor's Parcel Number	Property Class	FY18-19 Service Charge	Assessor's Parcel Number	Property Class	FY18-19 Service Charge
571-100-005	SFR	\$1 4.94	571-120-024	SFR	\$1 4.94	571-140-026	SFR	\$1 4.94
571-100-006	SFR	\$1 4.94	571-120-025	SFR	\$1 4.94	571-140-031	SFR	\$1 4.94
571-100-007	SFR	\$1 4.94	571-120-026	SFR	\$1 4.94	571-140-032	SFR	\$1 4.94
571-100-008	SFR	\$1 4.94	571-120-027	SFR	\$1 4.94	571-150-001	SFR	\$1 4.94
571-100-009	SFR	\$1 4.94	571-120-028	SFR	\$1 4.94	571-150-002	MFR2	\$29.88
571-100-010	SFR	\$1 4.94	571-130-001	SFR	\$1 4.94	571-150-003	SFR	\$1 4.94
571-100-011	SFR	\$1 4.94	571-130-002	SFR	\$1 4.94	571-150-005	SFR	\$1 4.94
571-100-012	SFR	\$1 4.94	571-130-003	SFR	\$1 4.94	571-150-008	SFR	\$1 4.94
571-100-013	SFR	\$1 4.94	571-130-004	SFR	\$1 4.94	571-150-010	SFR	\$1 4.94
571-100-014	SFR	\$1 4.94	571-130-005	MFR2	\$29.88	571-150-011	MFR2	\$29.88
571-100-015	SFR	\$1 4.94	571-130-006	SFR	\$1 4.94	571-150-012	SFR	\$1 4.94
571-100-016	SFR	\$1 4.94	571-130-007	SFR	\$1 4.94	571-150-013	SFR	\$1 4.94
571-100-017	SFR	\$1 4.94	571-130-008	SFR	\$1 4.94	571-150-015	VSFR	\$7.46
571-110-001	SFR	\$1 4.94	571-130-009	SFR	\$1 4.94	571-150-017	MFR2	\$29.88
571-110-002	SFR	\$1 4.94	571-130-010	SFR	\$1 4.94	571-150-019	SFR	\$1 4.94
571-110-003	SFR	\$1 4.94	571-130-011	SFR	\$1 4.94	571-150-020	SFR	\$1 4.94
571-110-004	SFR	\$1 4.94	571-130-012	SFR	\$1 4.94	571-150-021	SFR	\$1 4.94
571-110-007	SFR	\$1 4.94	571-130-013	SFR	\$1 4.94	571-150-022	MFR2	\$29.88
571-110-008	SFR	\$1 4.94	571-130-014	SFR	\$1 4.94	571-150-023	VSFR	\$7.46
571-110-009	SFR	\$1 4.94	571-130-015	SFR	\$1 4.94	571-160-001	SFR	\$1 4.94
571-110-010	SFR	\$1 4.94	571-130-016	SFR	\$1 4.94	571-160-002	SFR	\$1 4.94
571-110-011	SFR	\$1 4.94	571-130-017	SFR	\$1 4.94	571-160-003	SFR	\$1 4.94
571-110-012	SFR	\$1 4.94	571-130-018	SFR	\$1 4.94	571-160-004	SFR	\$1 4.94
571-110-013	SFR	\$1 4.94	571-130-019	SFR	\$1 4.94	571-160-006	SFR	\$1 4.94
571-110-014	SFR	\$1 4.94	571-130-020	MFR	\$44.82	571-160-012	SFR	\$1 4.94
571-110-015	SFR	\$1 4.94	571-130-021	SFR	\$1 4.94	571-160-013	SFR	\$1 4.94
571-110-016	SFR	\$1 4.94	571-130-022	MFR	\$44.82	571-160-014	SFR	\$1 4.94
571-110-017	SFR	\$1 4.94	571-130-023	SFR	\$1 4.94	571-160-017	SFR	\$1 4.94
571-110-019	SFR	\$1 4.94	571-130-024	SFR	\$1 4.94	571-160-019	VSFR	\$7.46
571-110-020	SFR	\$1 4.94	571-130-025	SFR	\$1 4.94	571-160-020	SFR	\$1 4.94
571-110-021	SFR	\$1 4.94	571-140-001	MFR2	\$29.88	571-170-001	SFR	\$1 4.94
571-120-001	SFR	\$1 4.94	571-140-002	MFR2	\$29.88	571-170-002	SFR	\$1 4.94
571-120-002	SFR	\$1 4.94	571-140-003	MFR2	\$29.88	571-170-004	SFR	\$1 4.94
571-120-003	SFR	\$1 4.94	571-140-004	SFR	\$1 4.94	571-170-005	SFR	\$1 4.94
571-120-005	SFR	\$1 4.94	571-140-005	SFR	\$1 4.94	571-170-006	SFR	\$1 4.94
571-120-006	SFR	\$1 4.94	571-140-006	SFR	\$1 4.94	571-170-007	SFR	\$1 4.94
571-120-007	MFR2	\$29.88	571-140-007	SFR	\$1 4.94	571-170-008	SFR	\$1 4.94
571-120-008	SFR	\$1 4.94	571-140-008	SFR	\$1 4.94	571-170-010	SFR	\$1 4.94
571-120-010	SFR	\$1 4.94	571-140-009	MFR2	\$29.88	571-170-014	SFR	\$1 4.94
571-120-011	SFR	\$1 4.94	571-140-010	SFR	\$1 4.94	571-170-015	SFR	\$1 4.94
571-120-012	SFR	\$1 4.94	571-140-011	SFR	\$1 4.94	571-170-016	SFR	\$1 4.94
571-120-013	SFR	\$1 4.94	571-140-012	SFR	\$1 4.94	571-170-017	SFR	\$1 4.94
571-120-014	SFR	\$1 4.94	571-140-013	SFR	\$1 4.94	571-170-022	SFR	\$1 4.94
571-120-015	SFR	\$1 4.94	571-140-014	SFR	\$1 4.94	571-170-023	SFR	\$1 4.94
571-120-016	SFR	\$1 4.94	571-140-015	MFR	\$44.82	571-170-031	SFR	\$1 4.94
571-120-017	SFR	\$1 4.94	571-140-016	SFR	\$1 4.94	571-170-032	SFR	\$1 4.94
571-120-018	SFR	\$1 4.94	571-140-017	SFR	\$1 4.94	571-170-034	SFR	\$1 4.94
571-120-019	SFR	\$1 4.94	571-140-018	SFR	\$1 4.94	571-170-035	SFR	\$1 4.94
571-120-020	SFR	\$1 4.94	571-140-022	SFR	\$1 4.94	571-170-036	SFR	\$1 4.94
571-120-021	SFR	\$1 4.94	571-140-023	SFR	\$1 4.94	571-170-037	VSFR	\$7.46
571-120-022	SFR	\$1 4.94	571-140-024	SFR	\$1 4.94	571-170-038	SFR	\$1 4.94
571-120-023	SFR	\$1 4.94	571-140-025	SFR	\$1 4.94	571-180-001	SFR	\$1 4.94

Assessor's Parcel Number	Property Class	FY18-19 Service Charge	Assessor's Parcel Number	Property Class	FY18-19 Service Charge	Assessor's Parcel Number	Property Class	FY18-19 Service Charge
571-180-002	SFR	\$1 4.94	571-211-009	SFR	\$1 4.94	571-240-011	SFR	\$1 4.94
571-180-003	SFR	\$1 4.94	571-211-011	SFR	\$1 4.94	571-240-012	SFR	\$1 4.94
571-180-004	SFR	\$1 4.94	571-211-012	SFR	\$1 4.94	571-240-013	SFR	\$1 4.94
571-180-005	SFR	\$1 4.94	571-211-013	MFR	\$44.82	571-240-014	SFR	\$1 4.94
571-180-006	SFR	\$1 4.94	571-212-001	SFR	\$1 4.94	571-240-018	VSFR	\$7.46
571-180-007	SFR	\$1 4.94	571-212-002	SFR	\$1 4.94	571-240-019	SFR	\$1 4.94
571-180-009	SFR	\$1 4.94	571-212-004	SFR	\$1 4.94	571-240-022	SFR	\$1 4.94
571-180-010	SFR	\$1 4.94	571-212-005	SFR	\$1 4.94	571-240-023	SFR	\$1 4.94
571-180-011	SFR	\$1 4.94	571-212-006	SFR	\$1 4.94	571-240-024	SFR	\$1 4.94
571-180-012	SFR	\$1 4.94	571-212-007	SFR	\$1 4.94	571-240-027	SFR	\$1 4.94
571-180-013	SFR	\$1 4.94	571-212-008	SFR	\$1 4.94	571-250-003	SFR	\$1 4.94
571-180-014	SFR	\$1 4.94	571-212-009	SFR	\$1 4.94	571-250-004	SFR	\$1 4.94
571-180-017	SFR	\$1 4.94	571-212-010	SFR	\$1 4.94	571-250-005	SFR	\$1 4.94
571-190-001	SFR	\$1 4.94	571-212-011	SFR	\$1 4.94	571-250-006	SFR	\$1 4.94
571-190-002	SFR	\$1 4.94	571-221-001	SFR	\$1 4.94	571-250-007	SFR	\$1 4.94
571-190-003	SFR	\$1 4.94	571-221-002	SFR	\$1 4.94	571-250-008	SFR	\$1 4.94
571-190-004	MFR2	\$29.88	571-221-004	SFR	\$1 4.94	571-250-009	SFR	\$1 4.94
571-190-006	SFR	\$1 4.94	571-221-005	SFR	\$1 4.94	571-250-010	SFR	\$1 4.94
571-190-007	SFR	\$1 4.94	571-221-006	SFR	\$1 4.94	571-250-013	SFR	\$1 4.94
571-190-008	MFR	\$44.82	571-221-007	SFR	\$1 4.94	571-250-014	SFR	\$1 4.94
571-190-009	SFR	\$1 4.94	571-221-008	SFR	\$1 4.94	571-250-015	SFR	\$1 4.94
571-190-010	SFR	\$1 4.94	571-221-009	SFR	\$1 4.94	571-250-016	SFR	\$1 4.94
571-190-011	SFR	\$1 4.94	571-221-010	SFR	\$1 4.94	571-250-017	SFR	\$1 4.94
571-190-012	SFR	\$1 4.94	571-221-011	SFR	\$1 4.94	571-250-018	SFR	\$1 4.94
571-190-013	SFR	\$1 4.94	571-221-012	SFR	\$1 4.94	571-250-019	SFR	\$1 4.94
571-190-014	SFR	\$1 4.94	571-222-001	SFR	\$1 4.94	571-250-020	MFR2	\$29.88
571-190-015	SFR	\$1 4.94	571-222-002	SFR	\$1 4.94	571-250-021	SFR	\$1 4.94
571-190-016	SFR	\$1 4.94	571-222-003	SFR	\$1 4.94	571-250-022	SFR	\$1 4.94
571-190-018	SFR	\$1 4.94	571-222-004	SFR	\$1 4.94	571-250-023	SFR	\$1 4.94
571-190-019	SFR	\$1 4.94	571-222-005	SFR	\$1 4.94	571-250-024	SFR	\$1 4.94
571-200-001	SFR	\$1 4.94	571-231-001	SFR	\$1 4.94	571-250-025	SFR	\$1 4.94
571-200-002	SFR	\$1 4.94	571-231-002	SFR	\$1 4.94	571-250-026	MFR2	\$29.88
571-200-003	SFR	\$1 4.94	571-231-003	SFR	\$1 4.94	571-250-027	SFR	\$1 4.94
571-200-004	SFR	\$1 4.94	571-231-004	SFR	\$1 4.94	571-250-028	SFR	\$1 4.94
571-200-005	SFR	\$1 4.94	571-231-005	SFR	\$1 4.94	571-250-029	SFR	\$1 4.94
571-200-006	SFR	\$1 4.94	571-231-006	SFR	\$1 4.94	571-250-030	SFR	\$1 4.94
571-200-007	SFR	\$1 4.94	571-232-001	SFR	\$1 4.94	571-250-031	SFR	\$1 4.94
571-200-008	SFR	\$1 4.94	571-232-002	SFR	\$1 4.94	571-250-032	SFR	\$1 4.94
571-200-009	SFR	\$1 4.94	571-232-003	SFR	\$1 4.94	571-250-033	SFR	\$1 4.94
571-200-010	SFR	\$1 4.94	571-232-004	SFR	\$1 4.94	571-250-034	SFR	\$1 4.94
571-200-011	SFR	\$1 4.94	571-232-005	SFR	\$1 4.94	571-260-001	SFR	\$1 4.94
571-200-012	SFR	\$1 4.94	571-232-006	SFR	\$1 4.94	571-260-002	SFR	\$1 4.94
571-200-013	SFR	\$1 4.94	571-240-001	SFR	\$1 4.94	571-260-003	SFR	\$1 4.94
571-200-014	SFR	\$1 4.94	571-240-002	SFR	\$1 4.94	571-260-004	SFR	\$1 4.94
571-200-015	SFR	\$1 4.94	571-240-003	SFR	\$1 4.94	571-260-005	SFR	\$1 4.94
571-200-016	SFR	\$1 4.94	571-240-004	SFR	\$1 4.94	571-260-006	SFR	\$1 4.94
571-200-017	SFR	\$1 4.94	571-240-005	SFR	\$1 4.94	571-260-008	SFR	\$1 4.94
571-211-004	SFR	\$1 4.94	571-240-006	SFR	\$1 4.94	571-260-013	SFR	\$1 4.94
571-211-005	SFR	\$1 4.94	571-240-007	SFR	\$1 4.94	571-260-014	SFR	\$1 4.94
571-211-006	SFR	\$1 4.94	571-240-008	SFR	\$1 4.94	571-260-015	SFR	\$1 4.94
571-211-007	SFR	\$1 4.94	571-240-009	SFR	\$1 4.94	571-260-016	SFR	\$1 4.94
571-211-008	SFR	\$1 4.94	571-240-010	SFR	\$1 4.94	571-270-001	SFR	\$1 4.94



Assessor's Parcel Number	Property Class	FY18-19 Service Charge	Assessor's Parcel Number	Property Class	FY18-19 Service Charge	Assessor's Parcel Number	Property Class	FY18-19 Service Charge
571-270-002	SFR	\$1 4.94	571-290-013	SFR	\$1 4.94	571-311-014	SFR	\$1 4.94
571-270-003	SFR	\$1 4.94	571-290-014	SFR	\$1 4.94	571-311-015	SFR	\$1 4.94
571-270-004	SFR	\$1 4.94	571-290-015	SFR	\$1 4.94	571-311-016	SFR	\$1 4.94
571-270-005	SFR	\$1 4.94	571-290-016	SFR	\$1 4.94	571-311-017	SFR	\$1 4.94
571-270-006	SFR	\$1 4.94	571-290-017	SFR	\$1 4.94	571-311-018	SFR	\$1 4.94
571-270-007	SFR	\$1 4.94	571-290-018	SFR	\$1 4.94	571-311-019	SFR	\$1 4.94
571-270-012	SFR	\$1 4.94	571-290-019	SFR	\$1 4.94	571-311-020	SFR	\$1 4.94
571-270-013	SFR	\$1 4.94	571-290-020	SFR	\$1 4.94	571-311-021	SFR	\$1 4.94
571-270-014	SFR	\$1 4.94	571-300-001	MFR5	\$74.70	571-311-022	SFR	\$1 4.94
571-270-015	SFR	\$1 4.94	571-300-002	SFR	\$1 4.94	571-311-023	SFR	\$1 4.94
571-270-018	SFR	\$1 4.94	571-300-003	SFR	\$1 4.94	571-311-024	SFR	\$1 4.94
571-270-019	SFR	\$1 4.94	571-300-004	SFR	\$1 4.94	571-311-025	SFR	\$1 4.94
571-270-020	SFR	\$1 4.94	571-300-005	SFR	\$1 4.94	571-311-026	SFR	\$1 4.94
571-270-021	SFR	\$1 4.94	571-300-006	SFR	\$1 4.94	571-311-027	SFR	\$1 4.94
571-270-022	SFR	\$1 4.94	571-300-007	SFR	\$1 4.94	571-311-028	SFR	\$1 4.94
571-270-023	SFR	\$1 4.94	571-300-008	SFR	\$1 4.94	571-311-029	SFR	\$1 4.94
571-270-024	SFR	\$1 4.94	571-300-009	SFR	\$1 4.94	571-311-030	SFR	\$1 4.94
571-270-025	SFR	\$1 4.94	571-300-010	SFR	\$1 4.94	571-311-031	SFR	\$1 4.94
571-270-026	SFR	\$1 4.94	571-300-011	SFR	\$1 4.94	571-312-001	COM	\$74.70
571-270-027	SFR	\$1 4.94	571-300-012	SFR	\$1 4.94	571-312-003	SFR	\$1 4.94
571-270-029	SFR	\$1 4.94	571-300-013	SFR	\$1 4.94	571-312-004	SFR	\$1 4.94
571-270-030	SFR	\$1 4.94	571-300-014	MFR2	\$29.88	571-312-005	SFR	\$1 4.94
571-270-031	SFR	\$1 4.94	571-300-015	SFR	\$1 4.94	571-312-006	SFR	\$1 4.94
571-270-032	SFR	\$1 4.94	571-300-016	SFR	\$1 4.94	571-312-007	SFR	\$1 4.94
571-270-033	SFR	\$1 4.94	571-300-017	SFR	\$1 4.94	571-312-008	SFR	\$1 4.94
571-280-002	SFR	\$1 4.94	571-300-018	SFR	\$1 4.94	571-312-009	SFR	\$1 4.94
571-280-003	SFR	\$1 4.94	571-300-019	SFR	\$1 4.94	571-312-010	SFR	\$1 4.94
571-280-004	MFR2	\$29.88	571-300-020	SFR	\$1 4.94	571-312-012	SFR	\$1 4.94
571-280-005	SFR	\$1 4.94	571-300-021	SFR	\$1 4.94	571-312-013	SFR	\$1 4.94
571-280-008	SFR	\$1 4.94	571-300-022	SFR	\$1 4.94	571-320-001	SFR	\$1 4.94
571-280-009	SFR	\$1 4.94	571-300-023	SFR	\$1 4.94	571-320-002	SFR	\$1 4.94
571-280-010	SFR	\$1 4.94	571-300-024	SFR	\$1 4.94	571-320-003	SFR	\$1 4.94
571-280-012	SFR	\$1 4.94	571-300-025	SFR	\$1 4.94	571-320-005	SFR	\$1 4.94
571-280-013	SFR	\$1 4.94	571-300-026	SFR	\$1 4.94	571-320-006	SFR	\$1 4.94
571-280-014	SFR	\$1 4.94	571-300-027	SFR	\$1 4.94	571-320-007	SFR	\$1 4.94
571-280-015	SFR	\$1 4.94	571-300-028	SFR	\$1 4.94	571-320-008	COM	\$74.70
571-280-016	SFR	\$1 4.94	571-300-029	SFR	\$1 4.94	571-320-009	COM	\$74.70
571-280-017	SFR	\$1 4.94	571-300-030	SFR	\$1 4.94	571-320-010	SFR	\$1 4.94
571-280-018	SFR	\$1 4.94	571-300-031	SFR	\$1 4.94	571-320-011	SFR	\$1 4.94
571-280-019	SFR	\$1 4.94	571-300-032	SFR	\$1 4.94	571-320-012	SFR	\$1 4.94
571-290-001	SFR	\$1 4.94	571-311-002	SFR	\$1 4.94	571-320-013	SFR	\$1 4.94
571-290-002	SFR	\$1 4.94	571-311-003	SFR	\$1 4.94	571-320-014	MFR2	\$29.88
571-290-003	SFR	\$1 4.94	571-311-004	SFR	\$1 4.94	571-331-001	COM	\$74.70
571-290-004	SFR	\$1 4.94	571-311-005	SFR	\$1 4.94	571-331-002	COM	\$74.70
571-290-005	MFR2	\$29.88	571-311-006	SFR	\$1 4.94	571-331-003	COM	\$74.70
571-290-006	SFR	\$1 4.94	571-311-007	SFR	\$1 4.94	571-332-001	SFR	\$1 4.94
571-290-007	SFR	\$1 4.94	571-311-008	SFR	\$1 4.94	571-332-002	SFR	\$1 4.94
571-290-008	SFR	\$1 4.94	571-311-009	SFR	\$1 4.94	571-332-003	SFR	\$1 4.94
571-290-009	MFR2	\$29.88	571-311-010	SFR	\$1 4.94	571-332-004	SFR	\$1 4.94
571-290-010	SFR	\$1 4.94	571-311-011	SFR	\$1 4.94	571-332-005	SFR	\$1 4.94
571-290-011	SFR	\$1 4.94	571-311-012	SFR	\$1 4.94	571-332-006	SFR	\$1 4.94
571-290-012	SFR	\$1 4.94	571-311-013	SFR	\$1 4.94	571-332-007	SFR	\$1 4.94

Assessor's Parcel Number	Property Class	FY18-19 Service Charge	Assessor's Parcel Number	Property Class	FY18-19 Service Charge	Assessor's Parcel Number	Property Class	FY18-19 Service Charge
571-332-008	SFR	\$14.94	571-350-007	SFR	\$14.94	572-012-021	SFR	\$14.94
571-332-009	COM	\$74.70	571-350-008	SFR	\$14.94	572-012-022	SFR	\$14.94
571-332-010	COM	\$74.70	571-350-009	SFR	\$14.94	572-012-023	SFR	\$14.94
571-332-013	COM	\$74.70	571-350-010	SFR	\$14.94	572-012-024	SFR	\$14.94
571-332-014	SFR	\$14.94	571-350-011	SFR	\$14.94	572-012-025	VSFR	\$7.46
571-332-015	SFR	\$14.94	571-350-012	SFR	\$14.94	572-012-026	SFR	\$14.94
571-332-016	SFR	\$14.94	571-350-013	SFR	\$14.94	572-012-027	SFR	\$14.94
571-332-017	SFR	\$14.94	571-350-014	SFR	\$14.94	572-012-028	SFR	\$14.94
571-332-018	MFR2	\$29.88	571-350-015	MFR2	\$29.88	572-013-001	SFR	\$14.94
571-332-019	MFR	\$44.82	571-350-016	SFR	\$14.94	572-013-002	SFR	\$14.94
571-340-001	SFR	\$14.94	571-350-017	SFR	\$14.94	572-013-003	SFR	\$14.94
571-340-002	SFR	\$14.94	571-350-018	SFR	\$14.94	572-013-004	SFR	\$14.94
571-340-003	SFR	\$14.94	571-350-019	SFR	\$14.94	572-013-005	SFR	\$14.94
571-340-004	SFR	\$14.94	571-350-020	SFR	\$14.94	572-013-006	SFR	\$14.94
571-340-005	SFR	\$14.94	571-350-021	SFR	\$14.94	572-013-007	SFR	\$14.94
571-340-006	SFR	\$14.94	571-350-022	SFR	\$14.94	572-013-008	SFR	\$14.94
571-340-007	SFR	\$14.94	571-350-023	SFR	\$14.94	572-014-001	SFR	\$14.94
571-340-008	SFR	\$14.94	571-350-024	SFR	\$14.94	572-014-002	SFR	\$14.94
571-340-009	SFR	\$14.94	571-350-025	SFR	\$14.94	572-014-003	SFR	\$14.94
571-340-010	SFR	\$14.94	571-350-026	SFR	\$14.94	572-014-004	SFR	\$14.94
571-340-011	SFR	\$14.94	571-350-027	SFR	\$14.94	572-014-005	SFR	\$14.94
571-340-012	SFR	\$14.94	571-360-001	SFR	\$14.94	572-014-007	SFR	\$14.94
571-340-013	SFR	\$14.94	571-360-003	SFR	\$14.94	572-014-008	SFR	\$14.94
571-340-014	SFR	\$14.94	571-360-004	SFR	\$14.94	572-014-009	SFR	\$14.94
571-340-015	SFR	\$14.94	571-360-005	SFR	\$14.94	572-014-015	INST	\$74.70
571-340-016	SFR	\$14.94	571-360-006	SFR	\$14.94	572-014-016	SFR	\$14.94
571-340-017	SFR	\$14.94	571-360-007	SFR	\$14.94	572-021-001	VSFR	\$7.46
571-340-018	COM	\$74.70	572-011-001	SFR	\$14.94	572-021-002	SFR	\$14.94
571-340-019	COM	\$74.70	572-011-002	SFR	\$14.94	572-021-003	SFR	\$14.94
571-340-020	COM	\$74.70	572-011-003	SFR	\$14.94	572-021-004	SFR	\$14.94
571-340-021	SFR	\$14.94	572-011-004	SFR	\$14.94	572-021-005	SFR	\$14.94
571-340-022	SFR	\$14.94	572-011-005	SFR	\$14.94	572-021-006	SFR	\$14.94
571-340-023	SFR	\$14.94	572-011-006	VSFR	\$7.46	572-021-007	SFR	\$14.94
571-340-024	MFR	\$44.82	572-011-007	SFR	\$14.94	572-021-008	SFR	\$14.94
571-340-025	SFR	\$14.94	572-011-008	SFR	\$14.94	572-021-009	SFR	\$14.94
571-340-026	SFR	\$14.94	572-011-009	SFR	\$14.94	572-022-001	SFR	\$14.94
571-340-027	SFR	\$14.94	572-012-001	SFR	\$14.94	572-022-002	SFR	\$14.94
571-340-028	SFR	\$14.94	572-012-002	SFR	\$14.94	572-022-003	SFR	\$14.94
571-340-029	SFR	\$14.94	572-012-003	SFR	\$14.94	572-022-004	SFR	\$14.94
571-340-030	SFR	\$14.94	572-012-004	SFR	\$14.94	572-022-005	SFR	\$14.94
571-340-031	SFR	\$14.94	572-012-005	SFR	\$14.94	572-022-006	SFR	\$14.94
571-340-032	SFR	\$14.94	572-012-006	SFR	\$14.94	572-022-009	SFR	\$14.94
571-340-033	SFR	\$14.94	572-012-007	SFR	\$14.94	572-022-010	SFR	\$14.94
571-340-034	SFR	\$14.94	572-012-008	SFR	\$14.94	572-022-013	MFR2	\$29.88
571-340-035	SFR	\$14.94	572-012-009	SFR	\$14.94	572-022-014	SFR	\$14.94
571-340-036	SFR	\$14.94	572-012-011	SFR	\$14.94	572-022-015	SFR	\$14.94
571-350-001	SFR	\$14.94	572-012-012	SFR	\$14.94	572-022-016	SFR	\$14.94
571-350-002	SFR	\$14.94	572-012-013	SFR	\$14.94	572-022-017	SFR	\$14.94
571-350-003	SFR	\$14.94	572-012-014	SFR	\$14.94	572-023-001	SFR	\$14.94
571-350-004	SFR	\$14.94	572-012-015	SFR	\$14.94	572-023-002	SFR	\$14.94
571-350-005	SFR	\$14.94	572-012-016	SFR	\$14.94	572-023-003	SFR	\$14.94
571-350-006	SFR	\$14.94	572-012-020	SFR	\$14.94	572-023-004	SFR	\$14.94

Assessor's Parcel Number	Property Class	FY18-19 Service Charge	Assessor's Parcel Number	Property Class	FY18-19 Service Charge	Assessor's Parcel Number	Property Class	FY18-19 Service Charge
572-023-005	SFR	\$1 4.94	572-027-012	SFR	\$1 4.94	572-034-012	SFR	\$1 4.94
572-023-006	SFR	\$1 4.94	572-028-001	SFR	\$1 4.94	572-034-014	SFR	\$1 4.94
572-023-007	SFR	\$1 4.94	572-028-002	SFR	\$1 4.94	572-034-015	SFR	\$1 4.94
572-023-008	SFR	\$1 4.94	572-028-003	SFR	\$1 4.94	572-034-016	SFR	\$1 4.94
572-024-001	SFR	\$1 4.94	572-028-004	SFR	\$1 4.94	572-034-017	SFR	\$1 4.94
572-024-002	SFR	\$1 4.94	572-028-005	SFR	\$1 4.94	572-034-018	VSFR	\$7.46
572-024-003	MFR2	\$29.88	572-028-006	SFR	\$1 4.94	572-050-001	SFR	\$1 4.94
572-024-004	SFR	\$1 4.94	572-028-007	SFR	\$1 4.94	572-050-002	SFR	\$1 4.94
572-024-005	SFR	\$1 4.94	572-028-008	SFR	\$1 4.94	572-050-005	SFR	\$1 4.94
572-024-006	SFR	\$1 4.94	572-028-009	SFR	\$1 4.94	572-050-009	SFR	\$1 4.94
572-024-007	SFR	\$1 4.94	572-028-010	SFR	\$1 4.94	572-050-013	SFR	\$1 4.94
572-024-008	SFR	\$1 4.94	572-028-011	MFR2	\$29.88	572-050-016	SFR	\$1 4.94
572-024-009	SFR	\$1 4.94	572-029-006	VSFR	\$7.46	572-050-017	SFR	\$1 4.94
572-024-010	SFR	\$1 4.94	572-029-007	SFR	\$1 4.94	572-050-020	SFR	\$1 4.94
572-025-001	SFR	\$1 4.94	572-029-008	SFR	\$1 4.94	572-050-021	SFR	\$1 4.94
572-025-002	SFR	\$1 4.94	572-029-009	SFR	\$1 4.94	572-050-022	SFR	\$1 4.94
572-025-003	SFR	\$1 4.94	572-029-011	MFR2	\$29.88	572-050-023	SFR	\$1 4.94
572-025-004	SFR	\$1 4.94	572-029-012	SFR	\$1 4.94	572-050-024	SFR	\$1 4.94
572-025-005	SFR	\$1 4.94	572-031-001	SFR	\$1 4.94	572-050-025	MFR2	\$29.88
572-025-006	SFR	\$1 4.94	572-031-002	SFR	\$1 4.94	572-050-026	SFR	\$1 4.94
572-025-007	SFR	\$1 4.94	572-031-003	SFR	\$1 4.94	572-060-008	SFR	\$1 4.94
572-025-008	SFR	\$1 4.94	572-031-007	INST	\$74.70	572-060-009	SFR	\$1 4.94
572-025-009	SFR	\$1 4.94	572-032-001	SFR	\$1 4.94	572-060-010	SFR	\$1 4.94
572-026-001	SFR	\$1 4.94	572-032-002	SFR	\$1 4.94	572-060-011	SFR	\$1 4.94
572-026-002	SFR	\$1 4.94	572-032-003	SFR	\$1 4.94	572-060-012	SFR	\$1 4.94
572-026-003	SFR	\$1 4.94	572-032-004	SFR	\$1 4.94	572-060-013	SFR	\$1 4.94
572-026-004	SFR	\$1 4.94	572-032-005	SFR	\$1 4.94	572-060-016	SFR	\$1 4.94
572-026-005	SFR	\$1 4.94	572-032-006	SFR	\$1 4.94	572-060-017	SFR	\$1 4.94
572-026-006	SFR	\$1 4.94	572-032-007	SFR	\$1 4.94	572-060-018	SFR	\$1 4.94
572-026-007	SFR	\$1 4.94	572-032-008	SFR	\$1 4.94	572-060-026	SFR	\$1 4.94
572-026-008	SFR	\$1 4.94	572-032-010	SFR	\$1 4.94	572-060-027	SFR	\$1 4.94
572-026-009	SFR	\$1 4.94	572-032-012	SFR	\$1 4.94	572-060-028	SFR	\$1 4.94
572-026-010	SFR	\$1 4.94	572-032-014	SFR	\$1 4.94	572-060-029	SFR	\$1 4.94
572-026-011	SFR	\$1 4.94	572-032-016	SFR	\$1 4.94	572-060-030	SFR	\$1 4.94
572-026-012	SFR	\$1 4.94	572-032-017	SFR	\$1 4.94	572-060-031	SFR	\$1 4.94
572-026-013	SFR	\$1 4.94	572-032-018	VSFR	\$7.46	572-060-032	SFR	\$1 4.94
572-026-014	SFR	\$1 4.94	572-032-020	SFR	\$1 4.94	572-070-001	SFR	\$1 4.94
572-026-015	SFR	\$1 4.94	572-032-023	SFR	\$1 4.94	572-070-002	SFR	\$1 4.94
572-026-016	SFR	\$1 4.94	572-032-024	SFR	\$1 4.94	572-070-003	SFR	\$1 4.94
572-026-017	SFR	\$1 4.94	572-032-025	SFR	\$1 4.94	572-070-011	SFR	\$1 4.94
572-026-018	SFR	\$1 4.94	572-033-005	SFR	\$1 4.94	572-070-013	SFR	\$1 4.94
572-027-001	SFR	\$1 4.94	572-033-006	SFR	\$1 4.94	572-070-014	SFR	\$1 4.94
572-027-002	SFR	\$1 4.94	572-033-007	SFR	\$1 4.94	572-070-015	SFR	\$1 4.94
572-027-003	SFR	\$1 4.94	572-033-008	SFR	\$1 4.94	572-070-016	SFR	\$1 4.94
572-027-004	SFR	\$1 4.94	572-033-009	SFR	\$1 4.94	572-070-019	SFR	\$1 4.94
572-027-005	SFR	\$1 4.94	572-033-011	SFR	\$1 4.94	572-070-020	SFR	\$1 4.94
572-027-006	SFR	\$1 4.94	572-034-004	SFR	\$1 4.94	572-080-005	VSFR	\$7.46
572-027-007	SFR	\$1 4.94	572-034-005	SFR	\$1 4.94	572-080-007	SFR	\$1 4.94
572-027-008	SFR	\$1 4.94	572-034-006	SFR	\$1 4.94	572-080-008	SFR	\$1 4.94
572-027-009	SFR	\$1 4.94	572-034-007	SFR	\$1 4.94	572-080-009	SFR	\$1 4.94
572-027-010	SFR	\$1 4.94	572-034-010	SFR	\$1 4.94	572-080-016	SFR	\$1 4.94
572-027-011	SFR	\$1 4.94	572-034-011	SFR	\$1 4.94	572-080-017	VSFR	\$7.46

Assessor's Parcel Number	Property Class	FY18-19 Service Charge	Assessor's Parcel Number	Property Class	FY18-19 Service Charge	Assessor's Parcel Number	Property Class	FY18-19 Service Charge
572-080-018	SFR	\$1 4.94	572-110-005	SFR	\$1 4.94	572-124-010	SFR	\$1 4.94
572-080-023	SFR	\$1 4.94	572-110-006	SFR	\$1 4.94	572-124-011	SFR	\$1 4.94
572-080-024	SFR	\$1 4.94	572-110-007	SFR	\$1 4.94	572-124-012	SFR	\$1 4.94
572-080-025	SFR	\$1 4.94	572-110-008	SFR	\$1 4.94	572-124-013	SFR	\$1 4.94
572-080-026	SFR	\$1 4.94	572-110-009	SFR	\$1 4.94	572-124-014	SFR	\$1 4.94
572-080-028	SFR	\$1 4.94	572-110-010	SFR	\$1 4.94	572-124-015	SFR	\$1 4.94
572-080-029	VSFR	\$7.46	572-110-011	SFR	\$1 4.94	572-124-016	SFR	\$1 4.94
572-080-030	SFR	\$1 4.94	572-110-012	SFR	\$1 4.94	572-124-017	SFR	\$1 4.94
572-080-031	VSFR	\$7.46	572-110-013	SFR	\$1 4.94	572-124-018	SFR	\$1 4.94
572-080-035	SFR	\$1 4.94	572-110-014	SFR	\$1 4.94	572-130-001	SFR	\$1 4.94
572-080-036	SFR	\$1 4.94	572-110-015	SFR	\$1 4.94	572-130-002	SFR	\$1 4.94
572-090-001	SFR	\$1 4.94	572-110-016	SFR	\$1 4.94	572-130-003	SFR	\$1 4.94
572-090-002	SFR	\$1 4.94	572-110-017	SFR	\$1 4.94	572-130-004	SFR	\$1 4.94
572-090-003	SFR	\$1 4.94	572-110-018	SFR	\$1 4.94	572-130-005	SFR	\$1 4.94
572-090-004	SFR	\$1 4.94	572-110-019	SFR	\$1 4.94	572-130-006	SFR	\$1 4.94
572-090-005	SFR	\$1 4.94	572-110-020	SFR	\$1 4.94	572-130-007	SFR	\$1 4.94
572-090-006	SFR	\$1 4.94	572-110-021	SFR	\$1 4.94	572-130-008	SFR	\$1 4.94
572-090-007	SFR	\$1 4.94	572-110-022	SFR	\$1 4.94	572-130-009	SFR	\$1 4.94
572-090-008	SFR	\$1 4.94	572-110-023	SFR	\$1 4.94	572-130-010	SFR	\$1 4.94
572-090-009	SFR	\$1 4.94	572-110-024	SFR	\$1 4.94	572-130-011	SFR	\$1 4.94
572-090-010	SFR	\$1 4.94	572-110-025	SFR	\$1 4.94	572-130-012	SFR	\$1 4.94
572-090-011	SFR	\$1 4.94	572-110-029	SFR	\$1 4.94	572-130-013	SFR	\$1 4.94
572-090-012	SFR	\$1 4.94	572-121-003	SFR	\$1 4.94	572-130-014	SFR	\$1 4.94
572-090-013	SFR	\$1 4.94	572-121-004	SFR	\$1 4.94	572-130-015	SFR	\$1 4.94
572-090-014	SFR	\$1 4.94	572-121-005	SFR	\$1 4.94	572-130-016	SFR	\$1 4.94
572-090-015	SFR	\$1 4.94	572-121-006	SFR	\$1 4.94	572-130-017	SFR	\$1 4.94
572-090-016	SFR	\$1 4.94	572-121-007	SFR	\$1 4.94	572-130-018	SFR	\$1 4.94
572-090-017	SFR	\$1 4.94	572-121-008	SFR	\$1 4.94	572-130-019	SFR	\$1 4.94
572-090-018	SFR	\$1 4.94	572-122-001	SFR	\$1 4.94	572-130-020	SFR	\$1 4.94
572-090-019	SFR	\$1 4.94	572-122-002	SFR	\$1 4.94	572-130-021	SFR	\$1 4.94
572-100-001	SFR	\$1 4.94	572-122-003	SFR	\$1 4.94	572-130-022	SFR	\$1 4.94
572-100-002	SFR	\$1 4.94	572-122-004	SFR	\$1 4.94	572-130-023	SFR	\$1 4.94
572-100-003	SFR	\$1 4.94	572-122-005	SFR	\$1 4.94	572-130-024	SFR	\$1 4.94
572-100-004	SFR	\$1 4.94	572-122-006	SFR	\$1 4.94	572-130-025	SFR	\$1 4.94
572-100-005	SFR	\$1 4.94	572-122-007	SFR	\$1 4.94	572-130-026	SFR	\$1 4.94
572-100-006	SFR	\$1 4.94	572-122-008	SFR	\$1 4.94	572-130-027	SFR	\$1 4.94
572-100-007	SFR	\$1 4.94	572-122-009	SFR	\$1 4.94	572-130-028	SFR	\$1 4.94
572-100-008	VSFR	\$7.46	572-122-010	SFR	\$1 4.94	572-130-029	SFR	\$1 4.94
572-100-009	SFR	\$1 4.94	572-122-011	SFR	\$1 4.94	572-130-030	SFR	\$1 4.94
572-100-010	SFR	\$1 4.94	572-123-001	SFR	\$1 4.94	572-140-001	SFR	\$1 4.94
572-100-011	SFR	\$1 4.94	572-123-002	SFR	\$1 4.94	572-140-002	SFR	\$1 4.94
572-100-012	SFR	\$1 4.94	572-123-003	SFR	\$1 4.94	572-140-004	SFR	\$1 4.94
572-100-013	SFR	\$1 4.94	572-123-004	SFR	\$1 4.94	572-140-005	SFR	\$1 4.94
572-100-014	SFR	\$1 4.94	572-124-001	SFR	\$1 4.94	572-140-006	SFR	\$1 4.94
572-100-015	SFR	\$1 4.94	572-124-002	SFR	\$1 4.94	572-140-007	SFR	\$1 4.94
572-100-016	SFR	\$1 4.94	572-124-003	SFR	\$1 4.94	572-140-008	SFR	\$1 4.94
572-100-017	SFR	\$1 4.94	572-124-004	SFR	\$1 4.94	572-140-009	SFR	\$1 4.94
572-100-018	SFR	\$1 4.94	572-124-005	SFR	\$1 4.94	572-140-010	SFR	\$1 4.94
572-110-001	SFR	\$1 4.94	572-124-006	SFR	\$1 4.94	572-140-011	SFR	\$1 4.94
572-110-002	SFR	\$1 4.94	572-124-007	SFR	\$1 4.94	572-140-012	SFR	\$1 4.94
572-110-003	SFR	\$1 4.94	572-124-008	SFR	\$1 4.94	572-140-013	SFR	\$1 4.94
572-110-004	SFR	\$1 4.94	572-124-009	SFR	\$1 4.94	572-140-014	SFR	\$1 4.94

Assessor's Parcel Number	Property Class	FY18-19 Service Charge	Assessor's Parcel Number	Property Class	FY18-19 Service Charge	Assessor's Parcel Number	Property Class	FY18-19 Service Charge
572-140-015	SFR	\$1 4.94	572-160-018	SFR	\$1 4.94	572-181-002	SFR	\$1 4.94
572-140-016	SFR	\$1 4.94	572-160-023	SFR	\$1 4.94	572-181-003	SFR	\$1 4.94
572-140-017	SFR	\$1 4.94	572-160-024	SFR	\$1 4.94	572-181-004	SFR	\$1 4.94
572-140-018	SFR	\$1 4.94	572-160-025	SFR	\$1 4.94	572-181-005	SFR	\$1 4.94
572-140-019	SFR	\$1 4.94	572-160-026	SFR	\$1 4.94	572-181-006	SFR	\$1 4.94
572-140-022	SFR	\$1 4.94	572-160-027	SFR	\$1 4.94	572-181-007	SFR	\$1 4.94
572-140-025	SFR	\$1 4.94	572-160-028	SFR	\$1 4.94	572-181-008	SFR	\$1 4.94
572-140-027	SFR	\$1 4.94	572-160-029	SFR	\$1 4.94	572-181-009	SFR	\$1 4.94
572-140-028	SFR	\$1 4.94	572-160-030	SFR	\$1 4.94	572-181-010	SFR	\$1 4.94
572-150-001	SFR	\$1 4.94	572-160-032	SFR	\$1 4.94	572-181-011	SFR	\$1 4.94
572-150-002	SFR	\$1 4.94	572-170-001	SFR	\$1 4.94	572-181-013	SFR	\$1 4.94
572-150-003	SFR	\$1 4.94	572-170-002	SFR	\$1 4.94	572-181-014	SFR	\$1 4.94
572-150-004	SFR	\$1 4.94	572-170-003	SFR	\$1 4.94	572-181-015	SFR	\$1 4.94
572-150-005	SFR	\$1 4.94	572-170-004	SFR	\$1 4.94	572-181-016	VSFR	\$7.46
572-150-006	SFR	\$1 4.94	572-170-005	SFR	\$1 4.94	572-181-017	SFR	\$1 4.94
572-150-007	SFR	\$1 4.94	572-170-006	SFR	\$1 4.94	572-181-019	SFR	\$1 4.94
572-150-008	SFR	\$1 4.94	572-170-007	SFR	\$1 4.94	572-181-020	SFR	\$1 4.94
572-150-009	SFR	\$1 4.94	572-170-008	SFR	\$1 4.94	572-181-022	SFR	\$1 4.94
572-150-010	SFR	\$1 4.94	572-170-009	SFR	\$1 4.94	572-181-023	SFR	\$1 4.94
572-150-011	SFR	\$1 4.94	572-170-011	SFR	\$1 4.94	572-181-024	SFR	\$1 4.94
572-150-012	SFR	\$1 4.94	572-170-012	SFR	\$1 4.94	572-181-025	SFR	\$1 4.94
572-150-013	SFR	\$1 4.94	572-170-013	SFR	\$1 4.94	572-181-026	SFR	\$1 4.94
572-150-015	SFR	\$1 4.94	572-170-014	SFR	\$1 4.94	572-181-027	SFR	\$1 4.94
572-150-016	SFR	\$1 4.94	572-170-015	SFR	\$1 4.94	572-181-029	SFR	\$1 4.94
572-150-017	SFR	\$1 4.94	572-170-016	SFR	\$1 4.94	572-181-030	SFR	\$1 4.94
572-150-018	SFR	\$1 4.94	572-170-017	SFR	\$1 4.94	572-181-031	SFR	\$1 4.94
572-150-019	SFR	\$1 4.94	572-170-018	SFR	\$1 4.94	572-181-032	SFR	\$1 4.94
572-150-020	SFR	\$1 4.94	572-170-019	SFR	\$1 4.94	572-181-033	SFR	\$1 4.94
572-150-021	SFR	\$1 4.94	572-170-020	SFR	\$1 4.94	572-181-034	SFR	\$1 4.94
572-150-022	SFR	\$1 4.94	572-170-021	SFR	\$1 4.94	572-181-035	SFR	\$1 4.94
572-150-023	SFR	\$1 4.94	572-170-022	SFR	\$1 4.94	572-181-036	VSFR	\$7.46
572-150-024	SFR	\$1 4.94	572-170-023	SFR	\$1 4.94	572-181-037	SFR	\$1 4.94
572-150-025	SFR	\$1 4.94	572-170-024	SFR	\$1 4.94	572-181-038	SFR	\$1 4.94
572-150-026	SFR	\$1 4.94	572-170-025	SFR	\$1 4.94	572-181-039	VSFR	\$7.46
572-150-027	SFR	\$1 4.94	572-170-026	SFR	\$1 4.94	572-181-040	SFR	\$1 4.94
572-150-028	SFR	\$1 4.94	572-170-028	SFR	\$1 4.94	572-182-001	SFR	\$1 4.94
572-150-029	SFR	\$1 4.94	572-170-029	SFR	\$1 4.94	572-182-002	SFR	\$1 4.94
572-150-030	SFR	\$1 4.94	572-170-030	SFR	\$1 4.94	572-182-003	SFR	\$1 4.94
572-150-031	SFR	\$1 4.94	572-170-031	SFR	\$1 4.94	572-182-004	MFR2	\$29.88
572-160-001	SFR	\$1 4.94	572-170-032	SFR	\$1 4.94	572-182-007	SFR	\$1 4.94
572-160-002	SFR	\$1 4.94	572-170-033	SFR	\$1 4.94	572-182-008	SFR	\$1 4.94
572-160-003	SFR	\$1 4.94	572-170-034	SFR	\$1 4.94	572-182-009	SFR	\$1 4.94
572-160-004	SFR	\$1 4.94	572-170-035	SFR	\$1 4.94	572-182-010	SFR	\$1 4.94
572-160-005	SFR	\$1 4.94	572-170-037	SFR	\$1 4.94	572-182-013	SFR	\$1 4.94
572-160-006	SFR	\$1 4.94	572-170-038	SFR	\$1 4.94	572-182-014	SFR	\$1 4.94
572-160-010	SFR	\$1 4.94	572-170-039	SFR	\$1 4.94	572-182-015	SFR	\$1 4.94
572-160-011	SFR	\$1 4.94	572-170-040	SFR	\$1 4.94	572-182-016	SFR	\$1 4.94
572-160-012	SFR	\$1 4.94	572-170-041	SFR	\$1 4.94	572-182-017	SFR	\$1 4.94
572-160-013	SFR	\$1 4.94	572-170-042	SFR	\$1 4.94	572-190-001	SFR	\$1 4.94
572-160-014	SFR	\$1 4.94	572-170-043	SFR	\$1 4.94	572-190-002	SFR	\$1 4.94
572-160-015	SFR	\$1 4.94	572-170-044	SFR	\$1 4.94	572-190-003	SFR	\$1 4.94
572-160-016	SFR	\$1 4.94	572-170-045	SFR	\$1 4.94	572-190-004	SFR	\$1 4.94

Assessor's Parcel Number	Property Class	FY18-19 Service Charge	Assessor's Parcel Number	Property Class	FY18-19 Service Charge	Assessor's Parcel Number	Property Class	FY18-19 Service Charge
572-190-005	SFR	\$1 4.94	572-203-008	SFR	\$1 4.94	572-222-007	SFR	\$1 4.94
572-190-006	SFR	\$1 4.94	572-203-009	SFR	\$1 4.94	572-222-008	SFR	\$1 4.94
572-190-007	SFR	\$1 4.94	572-203-010	SFR	\$1 4.94	572-222-009	SFR	\$1 4.94
572-190-008	SFR	\$1 4.94	572-203-011	SFR	\$1 4.94	572-222-010	SFR	\$1 4.94
572-190-009	SFR	\$1 4.94	572-203-012	VSFR	\$7.46	572-222-011	SFR	\$1 4.94
572-190-010	SFR	\$1 4.94	572-203-013	SFR	\$1 4.94	572-222-012	SFR	\$1 4.94
572-190-011	SFR	\$1 4.94	572-203-014	SFR	\$1 4.94	572-222-013	SFR	\$1 4.94
572-190-012	SFR	\$1 4.94	572-203-015	SFR	\$1 4.94	572-222-014	SFR	\$1 4.94
572-190-013	SFR	\$1 4.94	572-203-016	SFR	\$1 4.94	572-222-015	SFR	\$1 4.94
572-201-002	SFR	\$1 4.94	572-203-017	SFR	\$1 4.94	572-222-016	SFR	\$1 4.94
572-201-003	SFR	\$1 4.94	572-203-018	SFR	\$1 4.94	572-222-017	SFR	\$1 4.94
572-201-004	SFR	\$1 4.94	572-203-019	SFR	\$1 4.94	572-222-018	SFR	\$1 4.94
572-201-005	SFR	\$1 4.94	572-203-020	SFR	\$1 4.94	572-222-019	SFR	\$1 4.94
572-201-006	SFR	\$1 4.94	572-203-021	SFR	\$1 4.94	572-222-020	SFR	\$1 4.94
572-201-007	SFR	\$1 4.94	572-203-022	SFR	\$1 4.94	572-222-021	SFR	\$1 4.94
572-201-008	SFR	\$1 4.94	572-203-023	SFR	\$1 4.94	572-222-022	SFR	\$1 4.94
572-201-009	SFR	\$1 4.94	572-203-024	SFR	\$1 4.94	572-222-023	INST	\$74.70
572-201-010	SFR	\$1 4.94	572-203-025	SFR	\$1 4.94	572-222-025	VSFR	\$7.46
572-201-011	SFR	\$1 4.94	572-203-028	VSFR	\$7.46	572-222-026	SFR	\$1 4.94
572-201-012	SFR	\$1 4.94	572-203-029	SFR	\$1 4.94	572-231-001	SFR	\$1 4.94
572-201-013	SFR	\$1 4.94	572-204-001	SFR	\$1 4.94	572-231-002	SFR	\$1 4.94
572-201-014	SFR	\$1 4.94	572-204-002	SFR	\$1 4.94	572-231-003	SFR	\$1 4.94
572-201-015	SFR	\$1 4.94	572-204-003	SFR	\$1 4.94	572-231-004	SFR	\$1 4.94
572-201-016	SFR	\$1 4.94	572-204-004	SFR	\$1 4.94	572-231-005	SFR	\$1 4.94
572-201-019	SFR	\$1 4.94	572-204-005	SFR	\$1 4.94	572-231-006	SFR	\$1 4.94
572-201-020	SFR	\$1 4.94	572-204-006	SFR	\$1 4.94	572-231-007	SFR	\$1 4.94
572-201-021	VSFR	\$7.46	572-204-007	SFR	\$1 4.94	572-231-008	SFR	\$1 4.94
572-202-004	SFR	\$1 4.94	572-204-008	SFR	\$1 4.94	572-231-009	SFR	\$1 4.94
572-202-005	SFR	\$1 4.94	572-204-009	SFR	\$1 4.94	572-231-010	VSFR	\$7.46
572-202-006	SFR	\$1 4.94	572-204-010	SFR	\$1 4.94	572-231-011	SFR	\$1 4.94
572-202-007	SFR	\$1 4.94	572-204-011	SFR	\$1 4.94	572-231-012	SFR	\$1 4.94
572-202-008	SFR	\$1 4.94	572-204-012	SFR	\$1 4.94	572-231-013	SFR	\$1 4.94
572-202-009	SFR	\$1 4.94	572-204-013	SFR	\$1 4.94	572-231-014	SFR	\$1 4.94
572-202-010	SFR	\$1 4.94	572-204-014	SFR	\$1 4.94	572-231-015	SFR	\$1 4.94
572-202-012	SFR	\$1 4.94	572-204-015	SFR	\$1 4.94	572-231-016	SFR	\$1 4.94
572-202-013	SFR	\$1 4.94	572-204-016	SFR	\$1 4.94	572-231-017	SFR	\$1 4.94
572-202-014	SFR	\$1 4.94	572-204-017	SFR	\$1 4.94	572-231-018	SFR	\$1 4.94
572-202-015	SFR	\$1 4.94	572-204-018	SFR	\$1 4.94	572-231-019	SFR	\$1 4.94
572-202-016	SFR	\$1 4.94	572-204-019	SFR	\$1 4.94	572-231-020	SFR	\$1 4.94
572-202-020	SFR	\$1 4.94	572-204-020	SFR	\$1 4.94	572-231-021	SFR	\$1 4.94
572-202-023	SFR	\$1 4.94	572-210-002	SFR	\$1 4.94	572-231-022	SFR	\$1 4.94
572-202-024	SFR	\$1 4.94	572-221-001	SFR	\$1 4.94	572-231-023	SFR	\$1 4.94
572-202-025	SFR	\$1 4.94	572-221-003	SFR	\$1 4.94	572-231-024	SFR	\$1 4.94
572-202-026	SFR	\$1 4.94	572-221-004	SFR	\$1 4.94	572-231-025	SFR	\$1 4.94
572-202-027	SFR	\$1 4.94	572-221-005	SFR	\$1 4.94	572-231-026	SFR	\$1 4.94
572-202-029	SFR	\$1 4.94	572-221-006	SFR	\$1 4.94	572-231-027	MFR2	\$29.88
572-202-032	SFR	\$1 4.94	572-221-007	SFR	\$1 4.94	572-231-028	SFR	\$1 4.94
572-203-001	SFR	\$1 4.94	572-221-008	VSFR	\$7.46	572-231-029	SFR	\$1 4.94
572-203-002	SFR	\$1 4.94	572-222-003	SFR	\$1 4.94	572-232-001	SFR	\$1 4.94
572-203-003	SFR	\$1 4.94	572-222-004	SFR	\$1 4.94	572-232-002	SFR	\$1 4.94
572-203-004	SFR	\$1 4.94	572-222-005	SFR	\$1 4.94	572-232-003	SFR	\$1 4.94
572-203-007	SFR	\$1 4.94	572-222-006	SFR	\$1 4.94	572-232-004	SFR	\$1 4.94

Assessor's Parcel Number	Property Class	FY18-19 Service Charge	Assessor's Parcel Number	Property Class	FY18-19 Service Charge
572-232-005	SFR	\$1 4.94	573-091-007	SFR	\$1 4.94
572-232-006	SFR	\$1 4.94	573-091-008	SFR	\$1 4.94
572-232-007	SFR	\$1 4.94	573-091-009	SFR	\$1 4.94
572-232-008	SFR	\$1 4.94	573-092-001	SFR	\$1 4.94
572-232-009	SFR	\$1 4.94	573-092-002	SFR	\$1 4.94
572-232-010	SFR	\$1 4.94	573-092-003	SFR	\$1 4.94
572-232-011	SFR	\$1 4.94	573-092-004	SFR	\$1 4.94
572-232-012	SFR	\$1 4.94	573-093-001	SFR	\$1 4.94
572-232-013	SFR	\$1 4.94	573-093-002	SFR	\$1 4.94
572-232-014	SFR	\$1 4.94	573-093-003	SFR	\$1 4.94
572-232-015	SFR	\$1 4.94	573-093-004	SFR	\$1 4.94
572-232-016	SFR	\$1 4.94	573-093-005	SFR	\$1 4.94
572-232-017	SFR	\$1 4.94	573-093-006	SFR	\$1 4.94
572-232-018	SFR	\$1 4.94	573-093-011	SFR	\$1 4.94
572-232-019	SFR	\$1 4.94	573-093-012	SFR	\$1 4.94
572-232-020	SFR	\$1 4.94	573-093-013	SFR	\$1 4.94
572-232-021	SFR	\$1 4.94	573-093-014	SFR	\$1 4.94
572-232-022	SFR	\$1 4.94	573-093-015	SFR	\$1 4.94
572-232-023	SFR	\$1 4.94	573-093-016	SFR	\$1 4.94
572-232-024	SFR	\$1 4.94	573-093-017	SFR	\$1 4.94
572-232-025	SFR	\$1 4.94			
572-232-026	SFR	\$1 4.94			
572-233-001	SFR	\$1 4.94			
572-233-002	SFR	\$1 4.94			
572-233-003	SFR	\$1 4.94			
572-233-004	SFR	\$1 4.94			
572-233-005	SFR	\$1 4.94			
572-233-006	SFR	\$1 4.94			
572-233-007	SFR	\$1 4.94			
572-233-008	SFR	\$1 4.94			
572-233-009	SFR	\$1 4.94			
572-233-010	SFR	\$1 4.94			
572-233-011	SFR	\$1 4.94			
572-233-012	SFR	\$1 4.94			
572-233-013	SFR	\$1 4.94			
572-233-014	SFR	\$1 4.94			
572-233-015	SFR	\$1 4.94			
572-233-016	SFR	\$1 4.94			
572-234-001	SFR	\$1 4.94			
572-234-002	SFR	\$1 4.94			
572-234-003	SFR	\$1 4.94			
572-234-004	SFR	\$1 4.94			
572-234-005	SFR	\$1 4.94			
572-234-006	SFR	\$1 4.94			
572-234-007	SFR	\$1 4.94			
572-240-001	INST	\$74.70			
572-240-009	INST	\$74.70			
572-240-010	INST	\$74.70			
572-240-011	INST	\$74.70			
573-091-002	SFR	\$1 4.94			
573-091-003	SFR	\$1 4.94			
573-091-004	SFR	\$1 4.94			

**Total Parcels: 38,136**  
**Total Assessment: \$611,890.04**



**Contra  
Costa  
County**

To: Board of Supervisors  
From: Brian M. Balbas, Public Works Director/Chief Engineer  
Date: July 24, 2018

Subject: ADOPT Resolution No. 2018/250 Confirming Fiscal Year 2018-2019 Final Annual Report for County Service Area M-28 and Levying the Service Charges.

---

**RECOMMENDATION(S):**

1. ACCEPT the filing of the Fiscal Year 2018-2019 Final Annual Report on service charges in County Service Area (CSA) M-28 ("Final Annual Report"), a copy of which is attached.
2. ADOPT Resolution No. 2018/250, confirming the Final Annual Report and levying the service charges set forth in the report.
3. DIRECT the Clerk of the Board to file certified copies of the Final Annual Report and Resolution No. 2018/250 with the County Auditor-Controller.
4. DIRECT the County Auditor-Controller to include the service charges on the tax roll for Fiscal Year 2018-2019, the service charge for each parcel to appear as a separate item on the tax bill, pursuant to County Ordinance Code section 1012-2.614.

---

APPROVE

OTHER

RECOMMENDATION OF CNTY ADMINISTRATOR

RECOMMENDATION OF BOARD COMMITTEE

---

Action of Board On: **07/24/2018**  APPROVED AS RECOMMENDED  OTHER

Clerks Notes:

**VOTE OF SUPERVISORS**

I hereby certify that this is a true and correct copy of an action taken and entered on the minutes of the Board of Supervisors on the date shown.

ATTESTED: July 24, 2018

Contact: Jessi Duffy -  
925-313-2286

David J. Twa, County Administrator and Clerk of the Board of Supervisors

By: , Deputy

cc: Laura Strobel, County Administrator, CAO, Robert Campbell, Auditor Controller, Sharon Anderson, County Counsel, Gus Kramer, County Assessor, Brian Brown, Francisco & Associates, Inc., Slava Gospodchikov - Engineering Services, Wanda Quever, Finance, Diana Oyler - Finance, Carl Roner-Special Districts, Rochelle Johnson - Special Districts, Jessi Duffy- Special Districts



### FISCAL IMPACT:

The levy of the annual service charges in CSA M-28 will provide revenues for the continued operation and maintenance of a water supply system. The CSA M-28 annual service charge was \$100,446.82 for Fiscal Year 2017-2018 and will be \$104,027.22 in Fiscal Year 2018-2019. This increase is based on the change in the Consumers Price Index (CPI) for the San Francisco Bay Area (All Urban Consumers). The annual service charges for CSA M-28 will be levied on one parcel in Fiscal Year 2018-2019.

### BACKGROUND:

Since 1991 the Consumer Price Index (CPI) for the San Francisco Bay Area All Urban Consumers and the costs to operate and maintain the improvements increased, however the charge rate remained constant until Fiscal Year 2007-2008. In Fiscal Year 2007-2008 the charge rate was increased per parcel with an allowance for an adjustment each subsequent year based upon the Consumer Price Index (CPI) for All Urban Consumers.

On June 5, 2018, the Board of Supervisors conducted a public hearing and adopted Resolution No. 2018/136 confirming the Fiscal Year 2018-2019 Tentative Annual Report on proposed service charges for CSA M-28. CSA M-28 provides continued operation and maintenance of a water supply system.

On July 1, 2018, the County Assessor released the official assessment roll for Contra Costa County for Fiscal Year 2018-2019. Thereafter, pursuant to Section 1012-2.612 of the County Ordinance Code, the Public Works Director directed staff to determine whether the Tentative Annual Report required revision in order to conform to the official assessment roll. Any change to an estimated basic service charge or estimated service charge notated in the Tentative Annual Report may only be accommodated as a result of changes in ownership, changes of address, the subdivision of an existing parcel or changes in the use code of a parcel. Upon review of the official assessment roll, staff determined that no revisions were required. The Tentative Annual Report is the Final Annual Report.

The service charges in the Final Annual Report are higher than the charges levied in Fiscal Year 2017-2018 because they incorporate an automatic adjustment approved by the property owner in CSA M-28 in 2007. The annual adjustment provision allows for an increase each year based upon the change in the Consumers Price Index (CPI) for the San Francisco Bay Area (All Urban Consumers). For Fiscal Year 2018-2019 the increase is 3.56% over the Fiscal Year 2017-2018 service charge rates. The Board approved this provision on August 7, 2007.

The Board may confirm the Final Annual Report by resolution. Resolution No. 2018/250 serves to confirm the Final Annual Report and constitutes the levy of the service charge for Fiscal Year 2018-2019.

### CONSEQUENCE OF NEGATIVE ACTION:

If a resolution confirming the Fiscal Year 2018-2019 Final Annual Report is not adopted, service charges for CSA M-28 would not be levied or collected in Fiscal Year 2018-2019 and CSA M-28 would be unable to provide continued operation and maintenance of a water supply system and an alternate source of funding would have to be identified.

ATTACHMENTS

Resolution No. 2018/250

CSA M-28 Final Annual Report 2018-2019

**THE BOARD OF SUPERVISORS OF CONTRA COSTA COUNTY, CALIFORNIA**  
**and for Special Districts, Agencies and Authorities Governed by the Board**

Adopted this Resolution on 07/24/2018 by the following vote:

**AYE:**

**NO:**

**ABSENT:**

**ABSTAIN:**

**RECUSE:**



**Resolution No. 2018/250**

IN THE MATTER OF: Confirmation of Fiscal Year 2018-2019 Final Annual Report for County Service Area M-28 and levy of service charges (Willow Mobile Home Park Water District)

WHEREAS, the Board on June 5, 2018 adopted Resolution No. 2018/136, confirming the Fiscal Year 2018-2019 Tentative Annual Report for County Service Area (CSA) M-28.

WHEREAS, the Public Works Director has presented to the Board a Fiscal Year 2018-2019 Final Annual Report conforming to the County's official assessment roll for Fiscal Year 2018-2019, pursuant to County Ordinance Code section 1012-2.612; and

WHEREAS, the Board has reviewed and finds no cause to modify the Final Annual Report.

NOW, THEREFORE, BE IT RESOLVED that the Board hereby CONFIRMS the Fiscal Year 2018-2019 Final Annual Report for CSA M-28 as presented and DECLARES that this Resolution constitutes the levy of the service charges therein for Fiscal Year 2018-2019.

I hereby certify that this is a true and correct copy of an action taken and entered on the minutes of the Board of Supervisors on the date shown.

**Contact: Jessi Duffy - 925-313-2286**

**ATTESTED: July 24, 2018**

David J. Twa, County Administrator and Clerk of the Board of Supervisors


By: , Deputy

**cc:** Laura Strobel, County Administrator, CAO, Robert Campbell, Auditor Controller, Sharon Anderson, County Counsel, Gus Kramer, County Assessor, Brian Brown, Francisco & Associates, Inc., Slava Gospodchikov - Engineering Services, Wanda Quever, Finance, Diana Oyler - Finance, Carl Roner - Special Districts, Rochelle Johnson - Special Districts, Jessi Duffy - Special Districts

**FINAL ANNUAL REPORT  
FISCAL YEAR 2018-2019**

**CONTRA COSTA COUNTY SERVICE AREA M-28  
(Willow Mobile Home Park Water District)**

**July 24, 2018**



**Board of Supervisors**

John Gioia, District 1  
Candace Andersen, District 2  
Diane Burgis, District 3  
Karen Mitchoff, District 4  
Federal Glover, District 5

Prepared by  
**Contra Costa County  
Public Works Department**

## **BACKGROUND INFORMATION**

The Willow Mobile Home Park is located on Bethel Island and consists of 1 parcel (23 acres) that includes 172 mobile homes. In order for safe water services to be provided, it was recommended that a Community Service Area (CSA) be formed.

On December 10, 1991 the Contra Costa Board of Supervisors approved County Resolution 91/807 which formed CSA M-28 (Willow Mobile Home Park Water District). CSA M-28 was formed pursuant to the County Service Area Law to ensure the proper flow of funds for the ongoing operation, maintenance, and servicing of community water system services within the Bethel Island Area.

CSA M-28 has been given the power to acquire, construct, operate, replace, maintain, and repair a water supply and distribution system as authorized by California Government Code Section 25210.4(d) and 25120.4a(1). The funding for CSA M-28 comes from service charges which are obtained from the users of the water system, in accordance with former Government Code Section 25210.77a, Government Code Section 25210.9 and County Ordinance Section 1012-2.6.

CSA M-28 owns and operates a well and a reverse osmosis (RO) system. Water is pumped from the well and is treated through a RO system. The treated water is stored in a 20,000 gallon tank. From the tank, the water is supplied via a single point to the Willow Mobile Home Park.

In October 2014, a town hall meeting was held at the Willow Mobile Home Park to discuss the future of CSA M-28. The main issue discussed was that the existing aging RO system was becoming more expensive to maintain and in need of significant capital improvements. The cost of maintaining this system exceeds the annual assessment funding available. Without a major investment, it is anticipated that the RO system will fail eventually. Alternatives were introduced (status quo, increase service charge to pay for the necessary improvements, connect to Diablo Water District, and request State waiver for secondary standards). It appeared that the majority of the residents at the meeting preferred CSA M-28 to move toward reduction in service by requesting a waiver for secondary standards from the State. This alternative includes removing the RO system and providing the minimum allowable water treatment.

By removing the RO treatment, the water would only meet the primary standards and would meet most, but not all, of the secondary standards. CSA M-28 would seek a waiver from the State for the secondary standards. Of all the alternatives presented at the town hall meeting, reducing water treatment allows the rate to be the lowest. It will also allow each individual mobile home to decide what type of treatment they prefer. Whereas, maintaining a more expensive community treatment system, such as the RO, forces everyone to pay for the same level of treatment.

Subsequent to the town hall meeting, on December 16, 2014, the Board of Supervisors authorized a vote by the parcel owner. CSA M-28 requested the mobile home park owner, the single rate payer to CSA M-28, to vote if he would be willing to pay for a higher rate to fix the existing RO system or reject the rate increase and move toward reduced services. The mobile home park owner informed the County that he took a survey of the mobile home park residents

***CSA M-28 Willow Mobile Home Park Water District Tentative Annual Report  
Fiscal Year 2018-19***

---

and his survey indicated the mobile home park residents wanted him to vote against the rate increase. In early 2015, the mobile home park owner submitted his ballot and voted against a rate increase. On March 3, 2015, the ballot was opened and the Board determined that there was a majority protest against a rate increase and directed staff to seek a waiver from the State.

Based on the vote to reject the rate increase, CSA M-28 began the process to move toward reducing the water treatment service. As required by the regulations to obtain the waiver for secondary standards, CSA M-28 has contracted with a consultant to provide the necessary report.

In late 2015, when staff visited the CSA M-28's facility to perform a site review and obtain test samples, it was discovered that the RO system was not operating. The previous operator had turned off the RO system without informing CSA M-28 staff. The site review revealed that the water from the well was bypassing the RO system. However, the previous operator did install a chlorination system. Although the water had not gone through the RO system, the water did receive treatment. This revised system is similar to CSA M-28's proposal to the State to replace the RO system.

Despite the fact that the revised system is similar to what the CSA M-28 staff planned to present to the State, the unilateral decision to make the changes and lack of communication by the previous operator were not acceptable to CSA M-28. CSA M-28 staff directed test samples to be taken by the consultant to make sure the water complied with the primary standards. It was anticipated that the water would comply with primary standards because historically the raw water from the well has complied. This is the reason why a reduced service was a viable option being considered in 2014 when the County met with the residents. The consultant subsequently reported that the water under the revised system complied with the primary standards. CSA M-28 staff also replaced the operator. Lastly, CSA M-28 staff communicated with County Environmental Health, the regulatory agency, of the discovery and the actions taken.

Changes at CSA M-28 have resulted in a new system operator and movement toward the same goals as discussed at the town hall meeting:

- 1) Obtain waiver from regulatory agency,
- 2) Reduce the level of community water treatment, and
- 3) Allow each resident to establish the appropriate system at their own mobile home.

In Fiscal Year 2015-2016, CSA M-28 made improvements to the aging system and infrastructure. Some of the improvements completed included the upgrade of the auto-dialer alarm system, installation of a flow-based chlorine injection pump system, and installation of new wiring to the well pump. In Fiscal Year 2016-2017, CSA M-28 also replaced the existing well pump and upgraded its emergency response options by entering into an agreement with a nearby water district and contract with a water delivery/hauling company, to supply water to the Willow Mobile Home Park during emergency events.

In Fiscal Year 2016-2017 a draft study was completed per state requirement in order to obtain a waiver. Some of the tasks completed in this study included; conducting additional water samples

***CSA M-28 Willow Mobile Home Park Water District Tentative Annual Report  
Fiscal Year 2018-19***

---

and analyzing additional alternatives. Future tasks will include compiling additional survey data, meeting with the State constructing some capital improvements.

In Fiscal Year 2017-2018 task orders were issued to the consultant for the preparation of a design memorandum, which documents the design philosophy for the proposed modifications, and design plans and specification. CSA M-28 staff will also be scheduling a meeting in Fiscal Year 2018-2019 with residents, to discuss the proposed changes to the water treatment system.

A map of the general location of CSA M-28 is shown below:



**CURRENT ANNUAL ADMINISTRATION**

Pursuant to County Ordinance Section 1012-2.6, former County Service Area Law (California Government Code Section 25210.77a), and current County Service Area Law (California Government Code Section 24210.3, subd. (d)), the Tentative Annual Report has been filed with the Clerk of the Board of Supervisors, public notice has been given as required, and the Board conducted a Public Hearing and then made a determination on each estimated service charge in the tentative report. Contra Costa Board of Supervisors reviewed the Tentative Annual Report in accordance with Resolution No. 2018/136, on June 5, 2018, and conducted a Public Hearing in connection with the proceedings for CSA M-28.

Upon adoption of the Final Annual Report by the Board of Supervisors, the charges contained herein will be collected on the property tax roll of Contra Costa County in the same manner, by the same persons, at the same time as, and together with the County's property taxes.

**Legal Authority**

As required by County Ordinance Section 1012-2.6, former County Service Area Law (California Government Code Section 25210.77a), and current County Service Area Law (California Government Code Section 24210.3, subd. (d)), the Tentative Annual Report includes the following minimum information as shown in the Service Charge Roll:

1. A description of each parcel of real property receiving the miscellaneous extended service;
2. The basic service charge;
3. The estimated amount of the service charge for each parcel for such year; and
4. A parcel list identifying each parcel receiving services that allows parcel owners to find their property on the list and determine the proposed charge.

This annual report also includes an estimate of annual costs and the method of apportionment as additional information to allow the reader to better understand what services are being paid for, what is the total annual cost for the services provided, and how the cost of services is spread to each individual parcel.



**ESTIMATE OF ANNUAL COST**

The Fiscal Year 2017-18 projected and Fiscal Year 2018-19 proposed revenues and expenditures for CSA M-28 are shown on the following page. A special fund has been set up for the collection of revenues and expenditures for CSA M-28. The total cost of construction, operation, and maintenance and servicing of the water system can be recovered from the collection of charges. Incidental expenses including administration, engineering fees, legal fees, and all other costs associated with the construction, operation and maintenance, and servicing of the water system may also be included.

When CSA M-28 was formed, a financial analysis was performed to provide the framework for an operating budget for the proposed operation, maintenance and servicing of extended community water system services. Revenues collected from the charge shall be used only for the expenditures represented in this report. Any balance remaining on July 1 at the end of the fiscal year must be carried over to the next fiscal year.

In Fiscal Year 2018-2019, CSA M-28 plans to continue the efforts to obtain the waiver from the State. Obtaining the waiver from the State is a significant effort that may include taking additional water samples, analyzing additional alternatives, compiling additional survey data, meeting with the State, etc. All the information gathered will be documented in an Engineer's Report and presented to the State. CSA M-28 also plans to purchase a spare booster pump and upgrade the power controller box and breaker switches.

Some of the conditions from the State to obtain a waiver will require capital improvements to CSA M-28 facilities. The cost of immediate capital improvements exceeds the proposed annual service charges. The Annual Report proposes that these capital improvements to CSA M-28 be funded by the County General Fund in Fiscal Year 2018-2019. This revenue was received in Fiscal Year 2016-2017. The annual service charge from the single parcel owner would not be sufficient to provide water services and complete all capital improvement efforts at CSA M-28.

**CSA M-28 Willow Mobile Home Park Water District Tentative Annual Report  
Fiscal Year 2018-19**

<b>CSA M-28 Bethel Island Willow Park</b>	<b>FY 2017-18</b>	<b>FY 2018-19</b>
<b>Fund 247300 Org 7473</b>	<b>Projected</b>	<b>Proposed</b>
<b>Beginning Fund Balance</b>	<b>\$ 758,609.97</b>	<b>\$ 735,380.79</b>
<b>Revenue:</b>		
Taxes and Assessment	100,446.82	104,027.22
Transfers - Gov/Gov		-
<b>TOTAL CURRENT REVENUE</b>	<b>\$ 100,446.82</b>	<b>\$ 104,027.22</b>
<b>Total Revenue + Carryover:</b>	<b>\$ 859,056.79</b>	<b>\$ 839,408.01</b>
<b>Expenditures:</b>		
Postage and Communications	275.00	300.00
Utilities (Water & Electricity)	5,500.00	10,000.00
Publications & Legal Notices	100.00	150.00
Memberships	160.00	165.00
Professional/Specialized Svcs (Non-County)	80,000.00	200,000.00
Lab Services (Cercos Analytical)	2,700.00	3,000.00
Chemicals & Parts	6,500.00	5,000.00
Tax & Assessment Fees	251.00	275.00
CCC Environmental Health Water Permit	1,740.00	1,800.00
County Counsel	1,000.00	3,000.00
DoIT Phone Exchange	450.00	500.00
Public Works Labor	25,000.00	60,000.00
Capital Project		555,218.01
<b>Total Expenditures</b>	<b>\$ 123,676.00</b>	<b>\$ 839,408.01</b>
<b>FUND BALANCE AVAILABLE</b>	<b>\$ 735,380.79</b>	<b>\$ -</b>

**METHOD OF APPORTIONMENT**

**Special vs. General Benefit**

On November 5, 1996 California voters approved Proposition 218 entitled "Right to Vote On Taxes Act" which added Articles XIIC and XIID to the California Constitution. While its title refers only to taxes, Proposition 218 establishes new procedural requirements for fees, charges and benefit assessments.

Proposition 218 procedures stipulate that even if charges or benefit assessments are initially exempt from Proposition 218, future increases in the charges or benefit assessments must comply with the provisions of Proposition 218. However, if the future increase in the charge or benefit assessment were anticipated in the charge or benefit assessment formula when approved by property owners (e.g., consumer price index increases or a predetermined cap) then the future increase in the charge or benefit assessment would be in compliance with the intent and provisions of Proposition 218.

***CSA M-28 Willow Mobile Home Park Water District Tentative Annual Report  
Fiscal Year 2018-19***

---

Proposition 218 provides that “only special benefits are assessable” and defines a special benefit as a particular and distinct benefit conferred on real property and not a general benefit received by the public at large. Parcels located within the boundaries of the CSA will be assessed for the operation, maintenance, and capital replacement associated with the water system serving the Bethel Island community, as described herein within the report, if they receive a special and direct benefit from the services. Furthermore, the identification and separation of general benefits from the special benefits follows for CSA M-28.

Special benefits are conferred on property within the CSA from the water system by enhancing the desirability of property within the CSA due to lower costs associated with the treatment of drinking water, removing contaminants from the water being provided to the property, increases in health and wellness, and an improved quality of life.

Properties outside of CSA M-28 are not served by the water system being operated and maintained from assessment revenues, therefore property outside the boundary of the CSA do not receive special benefits. The services within the CSA was specifically designed and created to provide additional and improved public resources for the direct advantage of property inside the CSA, and not the public at large.

In addition to the special and direct benefits the property owners receive within the CSA from the water system, it has been determined that no general benefits are associated with the water system provided within CSA M-28 because the conferred special benefits that are provided to the assessed property are not provided to property outside of the CSA or the public at large.

The annual assessment pays for the operation of the water system provided within CSA M-28. The enhanced water system provided to property within CSA M-28 confer a special benefit and only serve those parcels within the boundary of the CSA. Without the services, the property located in the unincorporated area would not have a localized water system to treat their water. Therefore, the services in CSA M-28 are 100% special benefit to the parcels within the CSA.

**Methodology**

The total operation and maintenance costs for the extended public services are apportioned in accordance with the methodology that is consistent with standard practices.

The maximum charge rate was previously set at \$75,300 per parcel (1991 dollars). Since 1991 the Consumer Price Index (CPI) for the San Francisco Bay Area All Urban Consumers and the costs to operate and maintain the improvements increased, however the charge rate remained constant until Fiscal Year 2007-2008. In Fiscal Year 2007-2008 the charge rate was increased to \$79,818 per parcel with an allowance for an increase each subsequent year based upon the San Francisco Bay Area – All Urban Consumers as of April 2007 (215.842).

Due to an aging system, the cost of operating and maintaining water facilities continues to increase. It was proposed in Fiscal Year 2010-11 that the charge rate be increased to \$95,500 per parcel (8.5% increase). However, this increase was not supported by the property owner, and therefore the 8.5% increase was not imposed.

**CSA M-28 Willow Mobile Home Park Water District Tentative Annual Report  
Fiscal Year 2018-19**

---

The cost of operating and maintaining water facilities continues to increase, due to an aging system. A rate increase was proposed again in Fiscal Year 2014-15 that the charge rate be increased from \$91,937 to \$335,939 per parcel. However, this increase was not supported by the property owner, and therefore the increase was not imposed.

**Rate**

The February 2018 CPI Index is 281.308, therefore the maximum rate for Fiscal Year 2018-2019 can be increased 3.56% to \$104,027.22 per parcel. CSA M-28 proposes to levy charges at the maximum rate for Fiscal Year 2018-2019.

In Fiscal Year 2018-19, it is recommended based upon projected expenditures, that the maximum rate of \$104,027.22 per parcel be collected. The estimated \$104,027.22 in revenue will be needed to provide the services referenced above in Fiscal Year 2018-19. There is one parcel that is included in the CSA. If the charge of \$104,027.22 is divided by one (1) parcel, the service charge per parcel is \$104,027.22.

**SERVICE CHARGE ROLL**

A list, which shows those parcels to be charged for Fiscal Year 2018-2019, including a description of each parcel to be charged is shown below.

<b><u>Parcel Number</u></b>	<b><u>Proposed FY 2018-2019 Amount</u></b>
029-020-004-7	\$104,027.22



Contra  
Costa  
County

To: Board of Supervisors  
From: Brian M. Balbas, Public Works Director/Chief Engineer  
Date: July 24, 2018

Subject: ADOPT Resolution No. 2018/251 Confirming Fiscal Year 2018-2019 Final Annual Report for County Service Area M-30 and Levying the Assessment Charges.

---

**RECOMMENDATION(S):**

1. ACCEPT the filing of the Fiscal Year 2018-2019 Final Annual Report on assessment charges in County Service Area (CSA) M-30 ("Fiscal Annual Report"), a copy of which is attached.
2. ADOPT Resolution No. 2018/251, confirming the Final Annual Report and levying the assessment charges set forth in the report.
3. DIRECT the Clerk of the Board to file certified copies of the Final Annual Report and Resolution No. 2018/251 with the County Auditor-Controller.
4. DIRECT the County Auditor-Controller to include the assessment charges on the assessment roll for Fiscal Year 2018-2019, the assessment charge for each parcel to appear as a separate item on the tax bill, pursuant to County Ordinance Code section 1012-2.614.

---

APPROVE
  OTHER  
 RECOMMENDATION OF CNTY ADMINISTRATOR
  RECOMMENDATION OF BOARD COMMITTEE

---

Action of Board On: **07/24/2018**  APPROVED AS RECOMMENDED  OTHER

Clerks Notes:

**VOTE OF SUPERVISORS**

I hereby certify that this is a true and correct copy of an action taken and entered on the minutes of the Board of Supervisors on the date shown.

ATTESTED: July 24, 2018

Contact: Jessi Duffy -  
925-313-2286

David J. Twa, County Administrator and Clerk of the Board of Supervisors

By: , Deputy

cc: Laura Strobel, County Administrator, CAO, Robert Campbell, Auditor Controller, Sharon Anderson, County Counsel, Gus Kramer, County Assessor, Brian Brown, Francisco & Associates, Inc., Slava Gospodchikov - Engineering Services, Wanda Quever, Finance, Diana Oyler - Finance, Carl Roner-Special Districts, Rochelle Johnson - Special Districts, Jessi Duffy- Special Districts

### FISCAL IMPACT:

The levy of the annual assessment charges in CSA M-30 will provide revenues for police services, park and roadside landscape maintenance, public street maintenance and street lighting services. The CSA M-30 total annual assessment was \$47,255.20 for Fiscal Year 2017-2018 and will be \$49,918.40 in Fiscal Year 2018-2019. This increase is based on the approved annual escalator outlined in the CSA M-30 formation documents. The annual escalator is equal to the annual change in the Consumer Price Index (CPI) for the San Francisco Bay Area (All Urban Consumers) plus two (2) percent. There are 40 developed parcels in the CSA. The assessment charge per parcel for CSA M-30 was \$1,181.38 for Fiscal Year 2017-2018 and will be \$1,247.96 for Fiscal Year 2018-2019.

### BACKGROUND:

The maximum service charge may be adjusted annually to reflect the prior year's change in the Consumer Price Index (CPI) for All Urban Consumers plus two percent (2%).

On June 5, 2018, the Board of Supervisors conducted a public hearing and adopted Resolution No. 2018/137 confirming the Fiscal Year 2018-2019 Tentative Annual Report on proposed assessment charges for CSA M-30. CSA M-30 provides police services, park and roadside landscape maintenance, public street maintenance and street lighting services.

On July 1, 2018, the County Assessor released the official assessment roll for Contra Costa County for Fiscal Year 2018-2019. Thereafter, pursuant to Section 1012-2.612 of the County Ordinance Code, the Public Works Director directed staff to determine whether the Tentative Annual Report required revision in order to conform to the official assessment roll. Any change to an estimated basic assessment charge or estimated assessment charge notated in the Tentative Annual Report may only be accommodated as a result of changes in ownership, changes of address, the subdivision of an existing parcel or changes in the use code of a parcel. Upon review of the official assessment roll, staff determined that no revisions were required. The Tentative Annual Report is the Final Annual Report.

The Board may confirm the Final Annual Report by resolution. Resolution No. 2018/251 serves to confirm the Final Annual Report and constitutes the levy of the assessment charge for Fiscal Year 2018-2019.

### CONSEQUENCE OF NEGATIVE ACTION:

If a resolution confirming the Fiscal Year 2018-2019 Final Annual Report is not adopted, assessment charges for CSA M-30 would not be levied or collected in Fiscal Year 2018-2019. Therefore, CSA M-30 would be unable to provide police services, park and roadside landscape maintenance, public street maintenance and street lighting services and an alternate source of funding would have to be identified.

### ATTACHMENTS

Resolution No. 2018/251

CSA M-30 Final Annual Report 2018-2019

**THE BOARD OF SUPERVISORS OF CONTRA COSTA COUNTY, CALIFORNIA**  
**and for Special Districts, Agencies and Authorities Governed by the Board**

Adopted this Resolution on 07/24/2018 by the following vote:

**AYE:**

**NO:**

**ABSENT:**

**ABSTAIN:**

**RECUSE:**



**Resolution No. 2018/251**

IN THE MATTER OF: Confirmation of Fiscal Year 2018-2019 Final Annual Report for County Service Area M-30 and levy of assessment charges (Alamo Springs)

WHEREAS, the Board on June 5, 2018 adopted Resolution No. 2018/137, confirming the Fiscal Year 2018-2019 Tentative Annual Report for County Service Area (CSA) M-30.

WHEREAS, the Public Works Director has presented to the Board a Fiscal Year 2018-2019 Final Annual Report conforming to the County's official assessment roll for Fiscal Year 2018-2019, pursuant to County Ordinance Code section 1012-2.612; and

WHEREAS, the Board has reviewed and finds no cause to modify the Final Annual Report.

NOW, THEREFORE, BE IT RESOLVED that the Board hereby CONFIRMS the Fiscal Year 2018-2019 Final Annual Report for CSA M-30 as presented and DECLARES that this Resolution constitutes the levy of the assessment charges therein for Fiscal Year 2018-2019.

I hereby certify that this is a true and correct copy of an action taken and entered on the minutes of the Board of Supervisors on the date shown.

**Contact: Jessi Duffy - 925-313-2286**

**ATTESTED: July 24, 2018**

David J. Twa, County Administrator and Clerk of the Board of Supervisors

By: , Deputy

**cc:** Laura Strobel, County Administrator, CAO, Robert Campbell, Auditor Controller, Sharon Anderson, County Counsel, Gus Kramer, County Assessor, Brian Brown, Francisco & Associates, Inc., Slava Gospodchikov - Engineering Services, Wanda Quever, Finance, Diana Oyler - Finance, Carl Roner - Special Districts, Rochelle Johnson - Special Districts, Jessi Duffy - Special Districts

**FINAL ANNUAL REPORT  
FISCAL YEAR 2018-2019**

**CONTRA COSTA COUNTY SERVICE AREA M-30  
(Alamo Springs)**

**July 24, 2018**



**Board of Supervisors**

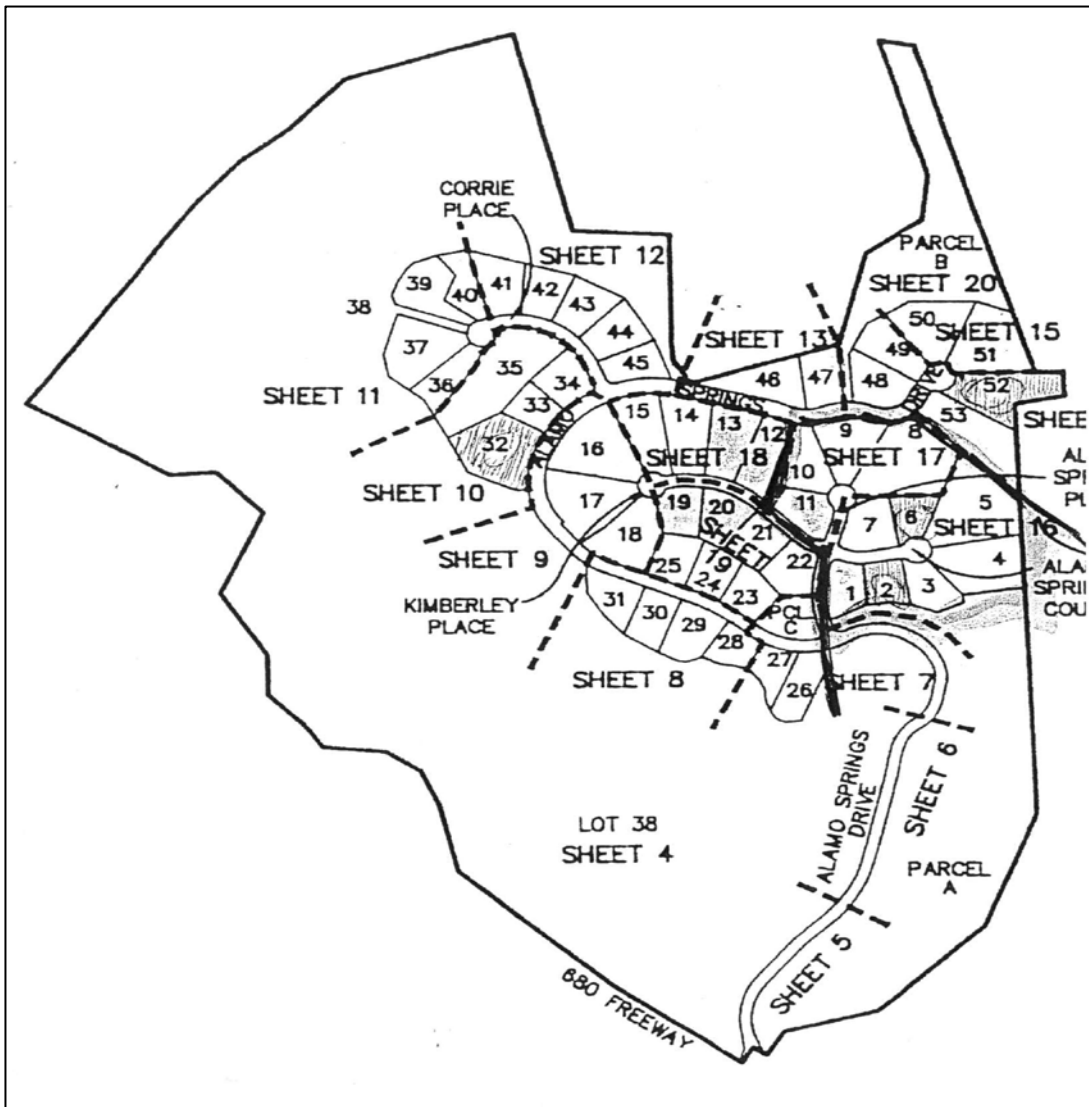
John Gioia, District 1  
Candace Andersen, District 2  
Diane Burgis, District 3  
Karen Mitchoff, District 4  
Federal Glover, District 5

Prepared by  
**Contra Costa County  
Public Works Department**



**BACKGROUND INFORMATION**

In August 1989, the Town of Danville (“Town”) and the County of Contra Costa (“County”) entered into a Memorandum of Agreement to undertake a joint-jurisdiction General Plan and project review for the Alamo Springs Project (“Project”), which is located north of Interstate 680 off Alamo Springs Drive. The project provides for the development of 53 single-family homes, of which 11 are located within the Town of Danville and 42 remain in the unincorporated portion of Contra Costa County. A map of the general location of this development is shown below:



After certification of an Environmental Impact Report (EIR) for the Project, the Board of Supervisors on December 8, and 15, 1992, approved the Project. The unincorporated area of the Project was simultaneously rezoned to a planned unit development. On January 23, 1996, the Town and County entered into a new Memorandum of Agreement, superseding the August 1989 Memorandum of Agreement, to establish procedures for joint review and approval of the project.

***CSA M-30 Alamo Springs Final Annual Report  
Fiscal Year 2018-2019***

---

During the planning process, it was decided that the Town would provide extended services in the form of police, public street maintenance, park and roadside landscape maintenance to the homes in the unincorporated area. Public Street lighting would be provided by Contra Costa County. It was decided that a benefit assessment or service charge collected on the property tax bills via a County Service Area (CSA) was the best funding mechanism to pay for the increased services.

On September 3, 1997, the Danville Town Council adopted Resolution No. 124-97, requesting that the Contra Costa County Local Agency Formation Commission (“LAFCO”) approve formation of County Service Area (CSA) M-30. On November 17, 1997, LAFCO approved the formation of CSA M-30.

On May 5, 1998 the Board of Supervisors conducted a public hearing and subsequently approved Resolution 1998/235, which authorized the annual levy of assessments on the parcels located within CSA M-30 to fund extended public services.

The services provided by CSA M-30 are:

1. **Police Services.** All the police services provided to residents by Town police, including without limitation, community services, crime prevention, investigation, patrol, and traffic enforcement.
2. **Park and Roadside Landscape Service.** All park and roadside landscape services provided to residents including without limitation, maintenance of parks and other public facilities, such as the Danville Library and Community Center, and maintenance of all roadside and median landscaping.
3. **Public Street Maintenance.** All the public street maintenance, including without limitation, repair and replacement of asphalt on public streets, crack sealing, and other maintenance measures to protect and prolong the life of the public streets, repair and replacement of street signs, stop signs, etc.
4. **Street Lighting.** The operation, maintenance and servicing of public street lights and appurtenant facilities as required to provide safe lighting along public streets. This maintenance is provided by Contra Costa County.

**CURRENT ANNUAL ADMINISTRATION**

Pursuant to County Ordinance Section 1012-2.6, former County Service Area Law (California Government Code Section 25210.77a), and current County Service Area Law (California Government Code Section 24210.3, subd. (d)), the Tentative Annual Report has been filed with the Clerk of the Board of Supervisors, public notice has been given as required, and the Board of Supervisors conducted a Public Hearing and then made a determination on each estimated service charge in the tentative report. The Board of Supervisors reviewed the Tentative Annual Report in accordance with Resolution No. 2018/137, on June 5, 2018, and conducted a Public Hearing in connection with the proceedings for CSA M-30.

Upon adoption of the Final Annual Report by the Board of Supervisors, the charges contained herein will be collected on the property tax roll of Contra Costa County in the same manner, by the same persons, at the same time as, and together with the County's property taxes.

**Legal Authority**

As required by County Ordinance Section 1012-2.6, former County Service Area Law (California Government Code Section 25210.77a), and current County Service Area Law (California Government Code Section 24210.3, subd. (d)), the Tentative Annual Report includes the following minimum information as shown in the Service Charge Roll:

1. A description of each parcel of real property receiving the miscellaneous extended service;
2. The basic service charge;
3. The estimated amount of the service charge for each parcel for such year; and
4. A parcel list identifying each parcel receiving services that allows parcel owners to find their property on the list and determine the proposed charge.

This annual report also includes an estimate of annual costs and the method of apportionment as additional information to allow the reader to better understand what services are being paid for, what is the total annual cost for the services provided, and how the cost of services is spread to each individual parcel.

**CSA M-30 Alamo Springs Final Annual Report**  
**Fiscal Year 2018-2019**

**ESTIMATE OF ANNUAL COST**

The Fiscal Year 2017-18 projected and Fiscal Year 2018-19 proposed revenues and expenditures are shown below. A special fund has been set up for the collection of revenues and expenditures for CSA M-30. Incidental expenses including administration, engineering fees, legal fees and all other costs associated with the extended services may also be included.

When CSA M-30 was formed, a financial analysis was performed to provide the framework for an operating budget for the proposed services. This analysis was based on the estimated expenses for each service component (police, parks, and roadside landscape, street maintenance, and street lighting). Revenues collected from the benefit assessment or service charge shall be used only for the expenditures represented in this report. Any balance remaining on July 1 at the end of the fiscal year must be carried over to the next fiscal year.

<b>CSA M-30 Alamo Springs-Danville</b>	<b>FY 2017-18</b>	<b>FY 2018-19</b>
<b>Fund 249900 Org 7499</b>	<b>Projected</b>	<b>Proposed</b>
<b>Beginning Fund Balance</b>	<b>\$ 7,753.23</b>	<b>\$ 20,091.79</b>
<b>Revenue:</b>		
Taxes and Assessment	47,255.20	49,918.40
<b>TOTAL CURRENT REVENUE</b>	<b>\$ 47,255.20</b>	<b>\$ 49,918.40</b>
<b>Total Revenue + Carryover:</b>	<b>\$ 55,008.43</b>	<b>\$ 70,010.19</b>
<b>Expenditures:</b>		
Publications & Legal Notices	300.00	300.00
Town of Danville /Professional/Specialized Svcs (Non-County)	30,944.20	65,010.19
Transfer to CSA L-100	388.44	400.00
Tax & Assessment Fees	284.00	300.00
County Counsel	-	-
Public Works Labor	3,000.00	4,000.00
Transfers - Gov/Gov		-
Other		
<b>Total Expenditures</b>	<b>\$ 34,916.64</b>	<b>\$ 70,010.19</b>
<b>FUND BALANCE AVAILABLE</b>	<b>\$ 20,091.79</b>	<b>\$ -</b>

## **METHOD OF APPORTIONMENT**

### **Special vs. General Benefit**

On November 5, 1996, California voters approved Proposition 218 entitled "Right to Vote On Taxes Act" which added Articles XIII C and XIII D to the California Constitution. While its title refers only to taxes, Proposition 218 establishes new procedural requirements for fees, charges and benefit assessments.

Proposition 218 procedures stipulate that even if charges or benefit assessments are initially exempt from Proposition 218, future increases in the charges or benefit assessments must comply with the provisions of Proposition 218. However, if future increases in the charge or benefit assessment were anticipated in the charge or benefit assessment formula when approved by property owners (e.g., consumer price index increases or a predetermined cap) then the future increase in the charge or benefit assessment would be in compliance with the intent and provisions of Proposition 218.

Proposition 218 provides that "only special benefits are assessable" and defines a special benefit as a particular and distinct benefit conferred on real property and not a general benefit received by the public at large. The extended public services provided within CSA M-30 are deemed a special benefit and only serve the parcels located within the boundaries of the District. Without the services, the 42 homes located in the unincorporated area would receive standard County police services, limited park and roadside landscape services, limited public street maintenance and no County public street lighting. Standard County police services are characterized by 1.1 officers per 1,000 residents, and traffic enforcement would be provided by the California Highway Patrol on an as requested basis. Therefore, the services in CSA M-30 are 100% special benefit to the 42 parcels within the CSA.

### **Methodology**

The total operation and maintenance costs for the extended public services are apportioned in accordance with the methodology that is consistent with standard practices.

Since the service charge is levied on the owners of properties as shown on the tax rolls, the final charges must be assigned by Assessor's Parcel Number. The 42 parcels of the Project that make up CSA M-30 are all designated for residential use. The projects CC&R's require that most parcels be developed with a main residential unit of at least 3,500 square feet. While the parcel sizes vary, they all have substantially the same size building pads. It is anticipated that homes built on these lots will be similar in size and that the size of families who live in these homes will be similar. For these reasons, the need for, and the use of each of the services (miscellaneous police, park and roadside landscaping maintenance, public street maintenance and County public street lighting) will be substantially the same for each parcel. Therefore, the same service charge will be levied on each developed parcel within CSA M-30. In order for a parcel to be classified as developed, a building permit must be issued prior to April 30.

***CSA M-30 Alamo Springs Final Annual Report  
Fiscal Year 2018-2019***

---

The methodology for calculating the service charge per parcel for each of the services is similar. In Fiscal Year 1997/98 the service charge per parcel was set at \$467.13 per parcel. To determine the cost per parcel, the total budget for providing service to the current total service area was divided by the total number of parcels or units within the current service area. Please refer to Contra Costa County Resolution 1998-235 for a detailed report that includes the initial calculation of this service charge.

The maximum service charge may be adjusted annually to reflect the prior year's change in the Consumer Price Index (CPI) for All Urban Consumers for San Francisco-Oakland-San Jose plus two percent (2%). The base CPI index to be used for future calculations is April 1997 (159.6). Any change in the rate per developed parcel, which is the result of the change in the CPI shall not be deemed an increase in the service charge subject to the requirements of Proposition 218.

**Rate**

For Fiscal Year 2017-18 the allowed maximum rate was \$1,181.38 per developed parcel. The Fiscal Year 2018-19 rate has been calculated as follows:

\$1,181.38 per developed parcel in Fiscal Year 2017-18  
+3.56% CPI increase for FY 2018-19= \$1,223.49  
+2.00% increase for FY 2018-19 = \$1,247.96

In Fiscal Year 2018-19, it is recommended based upon projected expenditures, that the maximum rate of \$1,247.96 be collected. It is estimated \$ 49,918.40 in revenue will be needed to provide the services referenced above in Fiscal Year 2018-19. There are 40 parcels that have had a building permit issued. If you divide \$49,918.40 by 40 homes, the service charge per parcel is \$1,247.96.

**SERVICE CHARGE ROLL**

A list, of those parcels to be charged for Fiscal Year 2018-19, including a description of each parcel to be charged is shown below:

<b>Lot Number</b>	<b>Assessor Parcel Number</b>	<b>Added to roll:</b>	<b>Assessment 2016-17</b>
38	197-050-029-2	2008	\$1,247.96
17	197-440-005-1	2000	\$1,247.96
18	197-440-006-9	2002	\$1,247.96
19	197-440-007-7	2004	\$1,247.96
20	197-440-008-5	2004	\$1,247.96
21	197-440-009-3	2001	\$1,247.96
22	197-440-010-1	2001	\$1,247.96
23	197-440-011-9	2002	\$1,247.96
24	197-440-012-7	2013	\$1,247.96
25	197-440-013-5	2013	\$1,247.96
26	197-440-014-3	2014	\$1,247.96
27	197-440-015-0	2013	\$1,247.96
28	197-440-016-8	2013	\$1,247.96
29	197-440-017-6	2015	\$1,247.96
30	197-440-018-4	2013	\$1,247.96
31	197-440-019-2	2014	\$1,247.96
14	197-450-001-7	vacant	\$0.00
15	197-450-002-5	vacant	\$0.00
16	197-450-003-3	2001	\$1,247.96
32	197-450-004-1	2006	\$1,247.96
33	197-450-005-8	2013	\$1,247.96
34	197-450-006-6	2002	\$1,247.96
35	197-450-007-4	2016	\$1,247.96
36	197-450-008-2	2014	\$1,247.96
37	197-450-009-0	2014	\$1,247.96
39	197-450-010-8	2001	\$1,247.96
40	197-450-011-6	2000	\$1,247.96
41	197-450-012-4	2001	\$1,247.96
42	197-450-013-2	2008	\$1,247.96
43	197-450-014-0	2001	\$1,247.96
44	197-450-015-7	2002	\$1,247.96
45	197-450-016-5	2001	\$1,247.96
12	197-460-008-0	2003	\$1,247.96
13	197-460-009-8	2003	\$1,247.96
46	197-460-010-6	2001	\$1,247.96
47	197-460-011-4	2015	\$1,247.96
48	197-460-012-2	2001	\$1,247.96
49	197-460-013-0	2001	\$1,247.96
50	197-460-014-8	2014	\$1,247.96
51	197-460-015-5	2001	\$1,247.96
52	197-460-016-3	2006	\$1,247.96
53	197-460-017-1	2001	\$1,247.96
			<b>\$49,918.40</b>



**Contra  
Costa  
County**

To: Board of Supervisors  
From: Brian M. Balbas, Public Works Director/Chief Engineer  
Date: July 24, 2018

Subject: ADOPT Resolution No. 2018/252 Confirming the Fiscal Year 2018-19 Final Annual Report for County Service Area M-31 & Levying the Assessment Charges.

---

**RECOMMENDATION(S):**

1. ACCEPT the filing of the Fiscal Year 2018-2019 Final Annual Report on assessment charges in County Service Area (CSA) M-31 ("Final Annual Report"), a copy of which is attached.
2. ADOPT Resolution No. 2018/252, confirming the Final Annual Report and levying the assessment charges set forth in the report.
3. DIRECT the Clerk of the Board to file certified copies of the Final Annual Report and Resolution No. 2018/252 with the County Auditor-Controller.
4. DIRECT the County Auditor-Controller to include the assessment charges on the assessment roll for Fiscal Year 2018-2019, the assessment charge for each parcel to appear as a separate item on the tax bill, pursuant to County Ordinance Code section 1012-2.614.

---

APPROVE
  OTHER  
 RECOMMENDATION OF CNTY ADMINISTRATOR
  RECOMMENDATION OF BOARD COMMITTEE

---

Action of Board On: **07/24/2018**  APPROVED AS RECOMMENDED  OTHER

Clerks Notes:

**VOTE OF SUPERVISORS**

I hereby certify that this is a true and correct copy of an action taken and entered on the minutes of the Board of Supervisors on the date shown.

ATTESTED: July 24, 2018

Contact: Jessi Duffy -  
925-313-2286

David J. Twa, County Administrator and Clerk of the Board of Supervisors

By: , Deputy

cc: Laura Strobel, County Administrator, CAO, Robert Campbell, Auditor Controller, Sharon Anderson, County Counsel, Gus Kramer, County Assessor, Brian Brown, Francisco & Associates, Inc., Slava Gospodchikov - Engineering Services, Wanda Quever, Finance, Diana Oyler - Finance, Carl Roner-Special Districts, Rochelle Johnson - Special Districts, Jessi Duffy- Special Districts



### FISCAL IMPACT:

The levy of the annual assessment charges in CSA M-31 will provide revenues for transportation demand management services. The CSA M-31 total annual assessment was \$299,082.34 for Fiscal Year 2017-2018 and will be \$309,771.56 in Fiscal Year 2018-2019. This increase is based on the change in the Consumer Price Index (CPI) for the San Francisco Bay Area (All Urban Consumers). The assessment charges for CSA M-31 were \$68.34/developed residential unit and \$0.1203 per developed commercial square foot in Fiscal Year 2017-2018. The assessment charges for CSA M-31 are \$70.78/developed residential unit and \$0.1246 per developed commercial square foot in Fiscal Year 2018-2019.

### BACKGROUND:

The maximum assessment charges may be adjusted annually to reflect the prior year's change in the Consumer Price Index (CPI) for All Urban Consumers.

On June 5, 2018, the Board of Supervisors conducted a public hearing and adopted Resolution No. 2018/138 confirming the Fiscal Year 2018-2019 Tentative Annual Report on proposed assessment charges for CSA M-31. CSA M-31 provides transportation demand management services.

On July 1, 2018, the County Assessor released the official assessment roll for Contra Costa County for Fiscal Year 2018-2019. Thereafter, pursuant to Section 1012-2.612 of the County Ordinance Code, the Public Works Director directed staff to determine whether the Tentative Annual Report required revision in order to conform to the official assessment roll. Any change to an estimated basic assessment charge or estimated assessment charge notated in the Tentative Annual Report may only be accommodated as a result of changes in ownership, changes of address, the subdivision of an existing parcel or changes in the class or land use of a parcel. Upon review of the official assessment roll, staff determined that no revisions were required. The Tentative Annual Report is the Final Annual Report.

The Board may confirm the Final Annual Report by resolution. Resolution No. 2018/252 serves to confirm the Final Annual Report and constitutes the levy of the assessment charge for Fiscal Year 2018-2019.

### CONSEQUENCE OF NEGATIVE ACTION:

If a resolution confirming the Fiscal Year 2018-2019 Final Annual Report is not adopted, assessment charges for CSA M-31 would not be levied or collected in Fiscal Year 2018-2019. Therefore, the District would be unable to provide transportation demand management services and an alternate source of funding would have to be identified.

### ATTACHMENTS

Resolution No. 2018/252

CSA M-31 Final Annual Report 2018-2019

**THE BOARD OF SUPERVISORS OF CONTRA COSTA COUNTY, CALIFORNIA**  
**and for Special Districts, Agencies and Authorities Governed by the Board**

Adopted this Resolution on 07/24/2018 by the following vote:

**AYE:**

**NO:**

**ABSENT:**

**ABSTAIN:**

**RECUSE:**



**Resolution No. 2018/252**

IN THE MATTER OF: Confirmation of Fiscal Year 2018-2019 Final Annual Report for County Service Area M-31 and levy of assessment charges (Contra Costa Centre Transit Village).

WHEREAS, the Board on June 5, 2018 adopted Resolution No. 2018/138, confirming the Fiscal Year 2018-2019 Tentative Annual Report for County Service Area (CSA) M-31.

WHEREAS, the Public Works Director has presented to the Board a Fiscal Year 2018-2019 Final Annual Report conforming to the County's official assessment roll for Fiscal Year 2018-2019, pursuant to County Ordinance Code section 1012-2.612; and

WHEREAS, the Board has reviewed and finds no cause to modify the Final Annual Report.

NOW, THEREFORE, BE IT RESOLVED that the Board hereby CONFIRMS the Fiscal Year 2018-2019 Final Annual Report for CSA M-31 as presented and DECLARES that this Resolution constitutes the levy of the assessment charges therein for Fiscal Year 2018-2019.

I hereby certify that this is a true and correct copy of an action taken and entered on the minutes of the Board of Supervisors on the date shown.

**Contact: Jessi Duffy - 925-313-2286**

**ATTESTED: July 24, 2018**

David J. Twa, County Administrator and Clerk of the Board of Supervisors

By: , Deputy


**cc:** Laura Strobel, County Administrator, CAO, Robert Campbell, Auditor Controller, Sharon Anderson, County Counsel, Gus Kramer, County Assessor, Brian Brown, Francisco & Associates, Inc., Slava Gospodchikov - Engineering Services, Wanda Quever, Finance, Diana Oyler - Finance, Carl Roner - Special Districts, Rochelle Johnson - Special Districts, Jessi Duffy - Special Districts

**FINAL ANNUAL REPORT  
FISCAL YEAR 2018-2019**

**CONTRA COSTA COUNTY SERVICE AREA M-31  
(Contra Costa Centre Transit Village)**

**Transportation Demand Management Services**

**July 24, 2018**



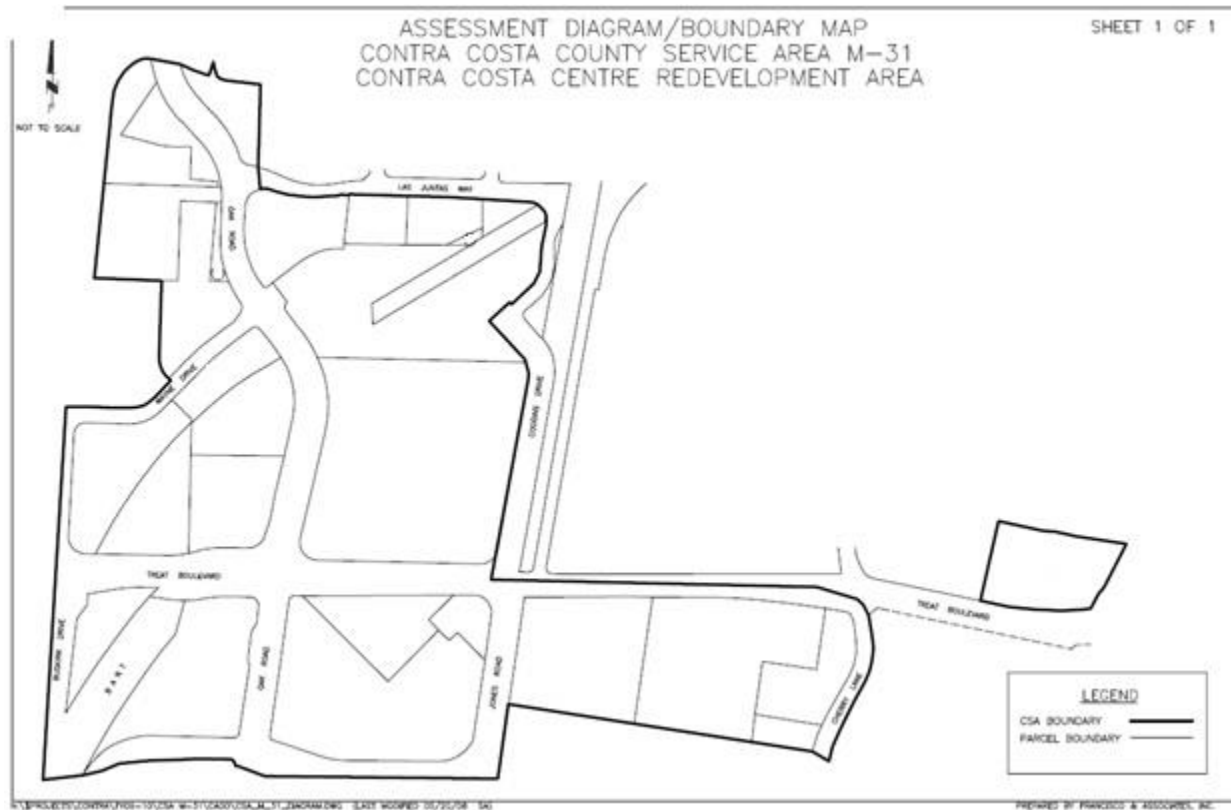
**Board of Supervisors**

John Gioia, District 1  
Candace Andersen, District 2  
Diane Burgis, District 3  
Karen Mitchoff, District 4  
Federal Glover, District 5

Prepared by  
**Contra Costa County  
Public Works Department**

**BACKGROUND INFORMATION**

In 2002 it was recognized that the area commonly known as Contra Costa Centre Transit Village, in the unincorporated portion of Contra Costa County, would be redeveloped, creating a need for new transit services. Contra Costa Centre Transit Village is located east of Interstate 680. A map of the general location of this area is shown below.



The Contra Costa Centre Transit Village benefits residents and employees with a variety of travel mode options. A core element of the travel mode options for residents and employees, and a key traffic mitigation measure in the California Environmental Quality Act (CEQA) documents certified at the time of adoption and amendment of the Contra Costa Centre Transit Village Specific Plan, was the establishment of Transportation Demand Management (TDM) programs. TDM programs include carpooling, vanpooling, ridesharing, flex time, staggered work hours, guaranteed ride home, telecommuting, etc. The property owners within Contra Costa Centre Transit Village collectively had a mandate to achieve at least 30% TDM performance (i.e. 30% or more of the area employees arrive at work via something other than a single-occupied car).

The Contra Costa Centre Transit Village Association is the collective mechanism by which the developer/property owner’s obligation for TDM programs is achieved. The Contra Costa Centre Transit Village Association is a private non-profit corporation whose membership consists of the property owners in the area. It has been in existence since the mid-1980s.

On April 23, 2002, the Board of Supervisors approved Resolution No. 2002/256 and 2002/257 which recommended to the Local Agency Formation Commission of Contra Costa County (LAFCO) the formation of County Service Area (CSA) M-31, Contra Costa Centre Transit

Village.

The property located within CSA M-31 receives a special and distinct benefit over and above the general benefits received by the public at-large in the form of extended TDM services. These extended transportation services consist of the implementation of TDM programs as discussed in this report and in the Plan for Providing Services for CSA M-31, which is on file with LAFCO. Resolution 2002/256 further stated that CSA M-31 services should be supported by a benefit assessment or special tax levy on parcels that receive this special and distinct benefit from the CSA M-31 services.

On June 11, 2002, the Board of Supervisors conducted a public hearing and subsequently approved Resolution 2002/362 which authorized the annual levy of benefit assessments on the parcels located within CSA M-31 to fund TDM programs.

On July 10, 2002, LAFCO conducted a public hearing and subsequently approved Resolution 02-19 which formed CSA M-31.

For each year since Fiscal Year 2002-03, benefit assessments or service charges have been levied within CSA M-31.

On June 3, 2008, by Resolution No. 2008/366, the Board of Supervisors approved the annexation of Subdivision 05-8950 (Pleasant Hill BART Redevelopment Property) into CSA M-31. This annexation was subsequently approved by LAFCO Resolution 08-19 on August 13, 2008.

The following is a list of programs and services that have been proposed to be funded in Fiscal Year 2018-19 by CSA M-31:

- 1) Transit Subsidy Program: Load on Clipper card \$50 value BART fare for \$15. Must pledge to take BART to work a minimum of three days per week.
  - 75 participants for nine months
- 2) Carpool Incentive Program: Provide two \$15 Chevron gas cards per carpool per month for nine months.
  - 25 participants for nine months
- 3) Bus Subsidy Program: Receive a \$60 value County Connection bus pass or reimbursement of other transit bus pass for \$30.
  - 25 participants for nine months
- 4) Bike/Walk to Work Incentive Program: Bike or walk to work at least three times per week per month, a minimum of 12 times each month, and receive \$25 incentive.
  - 20 participants
- 5) Guaranteed Ride Home Program: This program is managed by Contra Costa Centre Transit Village. The program is an “insurance policy” against being stranded without a way to get home for commuters who take a commute alternative (carpool, vanpool, public transit, bicycle or walk) to work and have a qualified emergency which does not allow them to use the commute alternative to return home.
- 6) Mid-Day Shuttle: The mid-day shuttle, a clean air natural gas shuttle, runs from 10:30 am – 2:10 pm, Monday through Friday, with stops at all Centre buildings and between the Contra Costa Centre Transit Village, the Countrywood Shopping Mall and Kohl’s, free of charge.

- 7) Green Fleet Program: The Contra Costa Centre Transit Village (CCCTV) provides employees with access to local vehicles (e.g. Segways, bicycles, electric bicycles, electric and hybrid cars) to use through the Contra Costa Centre Transit Village and vicinity during the workday. Employees are able to check-out vehicles online or electronically at various kiosk locations. The Green Fleet programs are free to CCCTV employees.
- 8) Marketing Plan: The Contra Costa Centre Transit Village markets the program through newsletters, posters, brochures and promotional handouts. Additionally, they meet with employers and employees directly, and host events and transportation fairs to ensure Centre area workers are informed of the various commute alternatives, subsidies and incentives available to them through the Contra Costa Centre Transit Village TDM Program.

These TDM services may be amended annually, including the addition or deletion of the services as required to meet the 30% TDM performance goal as determined by Contra Costa County in consultation with the Contra Costa Centre Association or its successor.

### **CURRENT ANNUAL ADMINISTRATION**

Pursuant to County Ordinance Section 1012-2.6, former County Service Area Law (California Government Code Section 25210.77a), and current County Service Area Law (California Government Code Section 24210.3, subd. (d)), the Tentative Annual Report has been filed with the Clerk of the Board of Supervisors, public notice has been given as required, and the Board conducted a Public Hearing and then made a determination on each estimated service charge in the tentative report. Contra Costa Board of Supervisors reviewed the Tentative Annual Report in accordance with Resolution No. 2018/138, on June 5, 2018, and conducted a Public Hearing in connection with the proceedings for CSA M-31.

Upon adoption of the Final Annual Report by the Board of Supervisors, the charges contained herein will be collected on the property tax roll of Contra Costa County in the same manner, by the same persons, at the same time as, and together with the County's property taxes.

#### **Legal Authority**

As required by County Ordinance Section 1012-2.6, former County Service Area Law (California Government Code Section 25210.77a), and current County Service Area Law (California Government Code Section 24210.3, subd. (d)), the Tentative Annual Report includes the following minimum information as shown in the Service Charge Roll:

1. A description of each parcel of real property receiving the miscellaneous extended service;
2. The basic service charge;
3. The estimated amount of the service charge for each parcel for such year; and
4. A parcel list identifying each parcel receiving services that allows parcel owners to find their property on the list and determine the proposed charge.

This annual report also includes an estimate of annual costs, the method of apportionment as additional information to allow the reader to better understand what services are being paid for,

**CSA M-31 Transportation Demand Management Final Annual Report  
Fiscal Year 2018-19**

what is the total annual cost for the services provided, and how the cost of services are spread to each individual parcel.

**ESTIMATE OF ANNUAL COST**

The Fiscal Year 2017-18 projected and Fiscal Year 2018-19 proposed revenues and expenditures are shown below. A special fund has been set up for the collection of revenues and expenditures for CSA M-31. The total cost to provide the TDM services can be recovered from the collection of these service charges. Incidental expenses including administration, engineering fees, legal fees, and all other costs associated with the TDM services may also be included.

When CSA M-31 was formed for the ongoing funding of the Contra Costa Centre Transit Village's TDM Program, a financial analysis was performed to provide the framework for an operating budget for the proposed extended transportation demand management services. This was based on the estimated expenses for each TDM service program component (carpooling, vanpooling, ridesharing, flex time, staggered work hours, guaranteed ride home, telecommuting, etc.). Revenues collected from the benefit assessment or service charge shall be used only for the expenditures represented in this report. Any balance remaining on July 1 at the end of the fiscal year must be carried over to the next fiscal year.

<b>CSA M-31 Pleasant Hill BART TDM</b>	<b>FY 2017-18</b>	<b>FY 2018-19</b>
<b>Fund 247600 Org 7476</b>	<b>Projected</b>	<b>Proposed</b>
<b>Beginning Fund Balance</b>	<b>\$ 35,075.40</b>	<b>\$ 32,222.74</b>
<b>Revenue:</b>		
Taxes and Assessment	299,082.34	309,771.56
<b>TOTAL CURRENT REVENUE</b>	<b>\$ 299,082.34</b>	<b>\$ 309,771.56</b>
<b>Total Revenue + Carryover:</b>	<b>\$ 334,157.74</b>	<b>\$ 341,994.30</b>
<b>Expenditures:</b>		
Publications & Legal Notices	170.00	180.00
Contra Costa Centre TDM Program	299,000.00	308,000.00
Professional/Specialized Svcs (Non-County)	300.00	3,000.00
Other Special Dept Expense		27,264.30
Overdraft	-	-
Tax & Assessment Fees	265.00	300.00
County Counsel	-	250.00
Public Works Labor	2,200.00	3,000.00
<b>Total Expenditures</b>	<b>\$ 301,935.00</b>	<b>\$ 341,994.30</b>
<b>FUND BALANCE AVAILABLE</b>	<b>\$ 32,222.74</b>	<b>\$ -</b>

## **METHOD OF APPORTIONMENT**

### **Special vs. General Benefit**

On November 5, 1996, California voters approved Proposition 218 entitled "Right to Vote On Taxes Act" which added Articles XIIC and XIID to the California Constitution. While its title refers only to taxes, Proposition 218 establishes new procedural requirements for fees, charges and benefit assessments.

Proposition 218 procedures stipulate that even if charges or benefit assessments are initially exempt from Proposition 218, future increases in the charges or benefit assessments must comply with the provisions of Proposition 218. However, if the future increase in the charge or benefit assessment were anticipated in the charge or benefit assessment formula when approved by property owners (e.g., consumer price index increases or a predetermined cap) then the future increase in the charge or benefit assessment would be in compliance with the intent and provisions of Proposition 218.

Proposition 218 provides that "only special benefits are assessable" and defines a special benefit as a particular and distinct benefit conferred on real property and not a general benefit received by the public at large. Parcels located within the boundaries of the CSA will be assessed for the operation and services associated with the TDM Program as described herein within the report, if they receive a special and direct benefit from the services. Furthermore, the identification and separation of general benefits from the special benefits follows for CSA M-31.

Special benefits are conferred on property within the CSA from the TDM Program and associated services by enhancing the desirability of property within the CSA due to the additional methods of vehicular and pedestrian access available to property, by increasing access to transit related services, providing economic opportunities, driving community growth and revitalization, and by reducing levels of traffic congestion within the CSA.

Properties outside of CSA M-31 do not enjoy the Transportation Demand Management Program and the associated services by the CSA and therefore property outside the boundaries of the CSA do not receive the special benefits. The services within the CSA was specifically designed and created to provide additional and improved public resources for the direct advantage of property inside the CSA, and not the public at large. The boundaries of the CSA have been narrowly drawn to include only those parcels that receive a direct advantage from the services.

In addition to the special and direct benefits the property owners receive within the CSA from the services, it has been determined that no general benefits are associated with TDM services within CSA M-31 because the conferred special benefits that are provided to the assessed property are not provided to other parcels and which real property in general and the public at large do not share.

The annual assessment pays for the TDM Program and associated services provided within CSA M-31. The enhanced public services provided within CSA M-31 confer a special benefit to property in the CSA. Transportation Demand Management services associated with CSA M-31 are only provided to parcels within the CSA and are not provided to the general public. Without the assessments, the parcels located in the unincorporated area would receive no Transportation Demand Management Program services. Therefore, the services provided in CSA M-31 are 100% special benefit to the parcels within the CSA.



### **Methodology**

The total operation and maintenance costs for the extended public services are apportioned in accordance with the methodology that is consistent with standard practices.

**Developed Residential Property:** Developed Residential Property consists of property which has had a residential building permit issued prior to April 30 and is classified by the County Assessor's office as single-family residential, multi-family residential, apartment, condominium, townhome, townhouse, co-op, cluster home, or any other type of property which has been developed for residential use for which occupants live and occupy for extended periods of time. Developed Residential Property does not include hotel and motel use.

**Developed Commercial Property:** Developed Commercial Property consists of property which has had a commercial building permit issued prior to April 30 and is classified by the County Assessor's office as commercial property. Developed Commercial Property includes, but is not limited to, retail stores and shopping centers, office buildings, conference centers, hotels and motels, or any other type of property which has been developed for commercial use.

**Exempt Property:** Exempt Property consists of property not classified as Developed Residential Property or Developed Commercial Property. However, Exempt Property does include property that has been previously classified as Developed Residential Property or Developed Commercial Property which has subsequently had the building structure located on the parcel demolished prior to April 30. This parcel would then remain as an Exempt Property until such time another building permit is issued prior to April 30 to reclassify the parcel as Developed Residential Property or Developed Commercial Property. Exempt Property also includes: parking lots, parking garages, roadways, open space and undeveloped property for which a building permit has not been issued prior to April 30.

The methodology for calculating the service charge per parcel for the Services is explained below.

**Developed Residential Property** - It is anticipated that not all of the TDM programs will be provided to the Developed Residential Property owners. The most viable programs to reduce the number of single occupied vehicular trips are the Shuttle Program in conjunction with the Marketing Program. The cost to provide these programs to the Developed Residential Property owners at build-out was estimated to be \$28,386.36 per year (in FY 2007-08 dollars). Since each residential unit is similar in size and receives the same degree of benefit from the residential TDM programs, each residential unit is charged an equal share of the Residential TDM program costs. It is anticipated that there will be 522 residential units at build-out. Therefore, in Fiscal Year 2007-08 the maximum annual assessment was set at \$54.38 per residential unit.

**Developed Commercial Property** - It is anticipated that all TDM programs will be provided to the Developed Commercial Property owners. The cost to provide these TDM services to Developed Commercial Property owners at build-out was estimated to be \$238,121.84 per year (in FY 2007-08 dollars). For Developed Commercial Property, the amount of building floor area directly correlates to the number of potential employees located on each parcel. These total floor area numbers are used to calculate the proportional special benefit received by each Developed Commercial Parcel within the District. Building floor area is defined by the gross square footage of the buildings exclusive of parking. The building square footage is shown on the Assessment List on the following page and serves as the basis for calculation of the annual assessments for Developed Commercial Property. It is anticipated that there will be 2,487,190 square feet of

commercial development at build-out. Therefore, in Fiscal Year 2007-08 the maximum annual assessment rate per sq. ft. was set at \$0.0957 per square foot.

**Assessment Rate**

The maximum assessment rates may be adjusted annually to reflect the prior year's change in the Consumer Price Index (CPI) for All Urban Consumers for the Bay Area: San Francisco-Oakland-San Jose. The base CPI is June 2007 (216.123). Any change in the assessment rate, which is the result of the change in the CPI shall not be deemed an increase in the assessment subject to the requirements of Proposition 218.

For Fiscal Year 2018-19 the allowed maximum rate is shown below and has been calculated as follows:

The February 2018 CPI is 281.308; this is a 3.56% increase over the February 2017 CPI.

**Developed Residential**

\$68.34/residential unit in Fiscal Year 2017-18  
+3.56% CPI increase for FY 2018-19 = \$70.78

**Developed Commercial**

\$0.1203/square foot in Fiscal Year 2017-18  
+3.56% CPI increase for FY 2018-19 = \$0.1246

In Fiscal Year 2018-19, it is recommended based upon projected expenditures, that the maximum rate of \$70.78/residential unit and \$0.1246/square foot be collected. It is estimated \$309,771.56 in revenue will be needed to provide the services referenced above in Fiscal Year 2018-19.

**CSA M-31 Transportation Demand Management Final Annual Report  
Fiscal Year 2018-19**

**SERVICE CHARGE ROLL**

A list, of those parcels to be charged for Fiscal Year 2018-19, including a description of each parcel to be charged is included below.

**TABLE 1: FY 2018-19 Assessment List**

Assessor Parcel No.	FY18-19 Estimated Residential Units	FY18-19 Estimated Commercial Building Sq. Ft.	FY 2018-19 Residential Rate	FY 2018-19 Commercial Rate	FY 2018-19 Assessment	Property Owner Name
148-202-057	0	51,000	\$0.00	\$0.1246	\$6,354.60	WALNUT VIEW PROPERTIES
148-221-033	0	102,000	\$0.00	\$0.1246	\$12,709.20	HOFMANN HOLDINGS LP
148-221-040	0	0	\$0.00	\$0.1246	\$0.00	SAN FRANCISCO BART DISTRICT
148-221-041	200	17,795	\$70.78	\$0.1246	\$16,373.24	SAN FRANCISCO BART DISTRICT
148-221-042	185	17,795	\$70.78	\$0.1246	\$15,311.54	SAN FRANCISCO BART DISTRICT
148-221-043	0	0	\$0.00	\$0.1246	\$0.00	SAN FRANCISCO BART DISTRICT
148-221-044	37	0	\$70.78	\$0.1246	\$2,618.86	SAN FRANCISCO BART DISTRICT
148-221-045	0	0	\$0.00	\$0.1246	\$0.00	SAN FRANCISCO BART DISTRICT
148-221-046	0	0	\$0.00	\$0.1246	\$0.00	SAN FRANCISCO BART DISTRICT
148-221-047	0	0	\$0.00	\$0.1246	\$0.00	SAN FRANCISCO BART DISTRICT
148-221-048	0	0	\$0.00	\$0.1246	\$0.00	SAN FRANCISCO BART DISTRICT
148-221-049	0	0	\$0.00	\$0.1246	\$0.00	SAN FRANCISCO BART DISTRICT
148-221-050	0	0	\$0.00	\$0.1246	\$0.00	SAN FRANCISCO BART DISTRICT
148-250-083	0	216,400	\$0.00	\$0.1246	\$26,963.44	ASHFORD WALNUT CREEK LP
148-250-090	0	205,700	\$0.00	\$0.1246	\$25,630.22	DW F V 2999 OAK LLC
148-250-091	0	0	\$0.00	\$0.1246	\$0.00	DW F V 2999 OAK LLC
148-270-050	0	30,000	\$0.00	\$0.1246	\$3,738.00	NOR CAL CO L P
148-470-001	0	375,000	\$0.00	\$0.1246	\$46,725.00	MLM TREAT TOWERS PROPERTY LLC
148-470-002	0	0	\$0.00	\$0.1246	\$0.00	MLM TREAT TOWERS PROPERTY LLC
148-480-010	0	0	\$0.00	\$0.1246	\$0.00	PMI PLAZA LLC
148-480-011	0	195,000	\$0.00	\$0.1246	\$24,297.00	PMI PLAZA LLC
148-480-014	0	255,218	\$0.00	\$0.1246	\$31,800.16	CSAA INTER-INSURANCE BUREAU
172-011-022	0	253,500	\$0.00	\$0.1246	\$31,586.10	CSHV PACIFIC PLAZA LLC
172-013-005	0	0	\$0.00	\$0.1246	\$0.00	CSHV PACIFIC PLAZA LLC
172-020-042	0	125,000	\$0.00	\$0.1246	\$15,575.00	PERA URBAN WEST CORP
172-020-046	0	0	\$0.00	\$0.1246	\$0.00	WILSON SHIRLEY N TRE
172-020-047	0	200,000	\$0.00	\$0.1246	\$24,920.00	WILSON SHIRLEY N TRE
172-031-022	0	80,000	\$0.00	\$0.1246	\$9,968.00	JOHN MUIR MEDICAL CENTER
172-031-023	0	122,000	\$0.00	\$0.1246	\$15,201.20	1450 TREAT BOULEVARD INC
172-031-024	0	0	\$0.00	\$0.1246	\$0.00	1450 TREAT BOULEVARD INC
<u>172-031-025</u>	<u>0</u>	<u>0</u>	<u>\$0.00</u>	<u>\$0.1246</u>	<u>\$0.00</u>	<u>1450 TREAT BOULEVARD INC</u>
<b>Total</b>	<b>422</b>	<b>2,246,408</b>			<b>\$309,771.56</b>	



**Contra  
Costa  
County**

To: Board of Supervisors  
From: Brian M. Balbas, Public Works Director/Chief Engineer  
Date: July 24, 2018

Subject: ADOPT Resolution No. 2018/253 Confirming Fiscal Year 2018-2019 Final Annual Report for County Service Area T-1 and Levying the Assessment Charges.

---

**RECOMMENDATION(S):**

1. ACCEPT the filing of the Fiscal Year 2018-2019 Final Annual Report on assessment charges in County Service Area (CSA) T-1 ("Final Annual Report"), a copy of which is attached.
2. ADOPT Resolution No. 2018/253, confirming the Final Annual Report and levying the assessment charges set forth in the report.
3. DIRECT the Clerk of the Board to file certified copies of the Final Annual Report and Resolution No. 2018/253 with the County Auditor-Controller.
4. DIRECT the County Auditor-Controller to include the assessment charges on the assessment roll for Fiscal Year 2018-2019, the assessment charge for each parcel to appear as a separate item on the tax bill, pursuant to County Ordinance Code section 1012-2.614.

---

APPROVE

OTHER

RECOMMENDATION OF CNTY ADMINISTRATOR

RECOMMENDATION OF BOARD COMMITTEE

---

Action of Board On: **07/24/2018**  APPROVED AS RECOMMENDED  OTHER

Clerks Notes:

**VOTE OF SUPERVISORS**

I hereby certify that this is a true and correct copy of an action taken and entered on the minutes of the Board of Supervisors on the date shown.

ATTESTED: July 24, 2018

Contact: Jessi Duffy -  
925-313-2286

David J. Twa, County Administrator and Clerk of the Board of Supervisors

By: , Deputy

cc: Laura Strobel, County Administrator, CAO, Robert Campbell, Auditor Controller, Sharon Anderson, County Counsel, Gus Kramer, County Assessor, Brian Brown, Francisco & Associates, Inc., Slava Gospodchikov - Engineering Services, Wanda Quever, Finance, Diana Oyler - Finance, Carl Roner-Special Districts, Rochelle Johnson - Special Districts, Jessi Duffy- Special Districts

### FISCAL IMPACT:

The levy of the annual assessment charges in CSA T-1 will provide revenues for public transit services. The CSA T-1 annual total assessment was \$513,902.28 for Fiscal Year 2017-2018 and will be \$547,974.26 in Fiscal Year 2018-2019. The increase is based on the Consumer Price Index (CPI) for the San Francisco Bay Area (All Urban Consumers). The number of parcels assessed increased from 1,087 in Fiscal Year 2017-2018 to 1,123 in Fiscal Year 2018-2019. The assessment charge was \$422.68/developed equivalent dwelling unit in Fiscal Year 2017-2018 and will be \$437.74/developed equivalent dwelling unit in Fiscal Year 2018-2019.

### BACKGROUND:

The maximum assessment may be adjusted annually to reflect 2% or the prior year's change in the Consumer Price Index (CPI) for All Urban Consumers, whichever is greater.

On June 5, 2018, the Board of Supervisors conducted a public hearing and adopted Resolution No. 2018/139 confirming the Fiscal Year 2018-2019 Tentative Annual Report on proposed assessment charges for CSA T-1. CSA T-1 provides public transit services.

On July 1, 2018, the County Assessor released the official assessment roll for Contra Costa County for Fiscal Year 2018-2019. Thereafter, pursuant to Section 1012-2.612 of the County Ordinance Code, the Public Works Director directed staff to determine whether the Tentative Annual Report required revision in order to conform to the official assessment roll. Any change to an estimated basic assessment charge or estimated assessment charge notated in the Tentative Annual Report may only be accommodated as a result of changes in ownership, changes of address, the subdivision of an existing parcel or changes in the land use code of a parcel. Upon review of the official assessment roll, staff determined that revisions to the Tentative Annual Report were required in order to conform to the official assessment roll. These included changes in the use codes of parcels. The Tentative Annual Report as revised is the Final Annual Report. See Attachment 1.

The Board may confirm the Final Annual Report by resolution. Resolution No. 2018/253 serves to confirm the Final Annual Report and constitutes the levy of the service charge for Fiscal Year 2018-2019.

### CONSEQUENCE OF NEGATIVE ACTION:

If a resolution confirming the Fiscal Year 2018-2019 Final Annual Report is not adopted, service charges for CSA T-1 would not be levied or collected in Fiscal Year 2018-2019. Therefore, the District would be unable to provide public transit services and an alternate source of funding would have to be identified.

### ATTACHMENTS

Resolution No. 2018/253

CSA T-1 Final Annual Report 2018-2019

**THE BOARD OF SUPERVISORS OF CONTRA COSTA COUNTY, CALIFORNIA**  
**and for Special Districts, Agencies and Authorities Governed by the Board**

Adopted this Resolution on 07/24/2018 by the following vote:

**AYE:**

**NO:**

**ABSENT:**

**ABSTAIN:**

**RECUSE:**



**Resolution No. 2018/253**

IN THE MATTER OF: Confirmation of Fiscal Year 2018-2019 Final Annual Report for County Service Area T-1 and levy of assessment charges (Public Transit).

WHEREAS, the Board on June 5, 2018 adopted Resolution No. 2018/139, confirming the Fiscal Year 2018-2019 Tentative Annual Report for County Service Area (CSA) T-1.

WHEREAS, the Public Works Director has presented to the Board a Fiscal Year 2018-2019 Final Annual Report conforming to the County's official assessment roll for Fiscal Year 2018-2019, pursuant to County Ordinance Code section 1012-2.612; and

WHEREAS, the Board has reviewed and hereby modifies the Final Report as follows: The Final Annual Report includes the Final Roll which lists all parcel changes to the Tentative Roll submitted in the Tentative Annual Report on June 5, 2018. The Final Roll shows the current lists of parcels with updated use codes.

NOW, THEREFORE, BE IT RESOLVED that the Board hereby CONFIRMS the Fiscal Year 2018-2019 Final Annual Report for CSA T-1 as modified and DECLARES that this Resolution constitutes the levy of the service charges therein for Fiscal Year 2018-2019.

I hereby certify that this is a true and correct copy of an action taken and entered on the minutes of the Board of Supervisors on the date shown.

**Contact: Jessi Duffy - 925-313-2286**

**ATTESTED: July 24, 2018**

David J. Twa, County Administrator and Clerk of the Board of Supervisors

By: , Deputy

**cc:** Laura Strobel, County Administrator, CAO, Robert Campbell, Auditor Controller, Sharon Anderson, County Counsel, Gus Kramer, County Assessor, Brian Brown, Francisco & Associates, Inc., Slava Gospodchikov - Engineering Services, Wanda Quever, Finance, Diana Oyler - Finance, Carl Roner-Special Districts, Rochelle Johnson - Special Districts, Jessi Duffy- Special Districts

**FINAL ANNUAL REPORT  
FISCAL YEAR 2018-2019**

**CONTRA COSTA COUNTY SERVICE AREA T-1  
(Public Transit)**

**July 24, 2018**



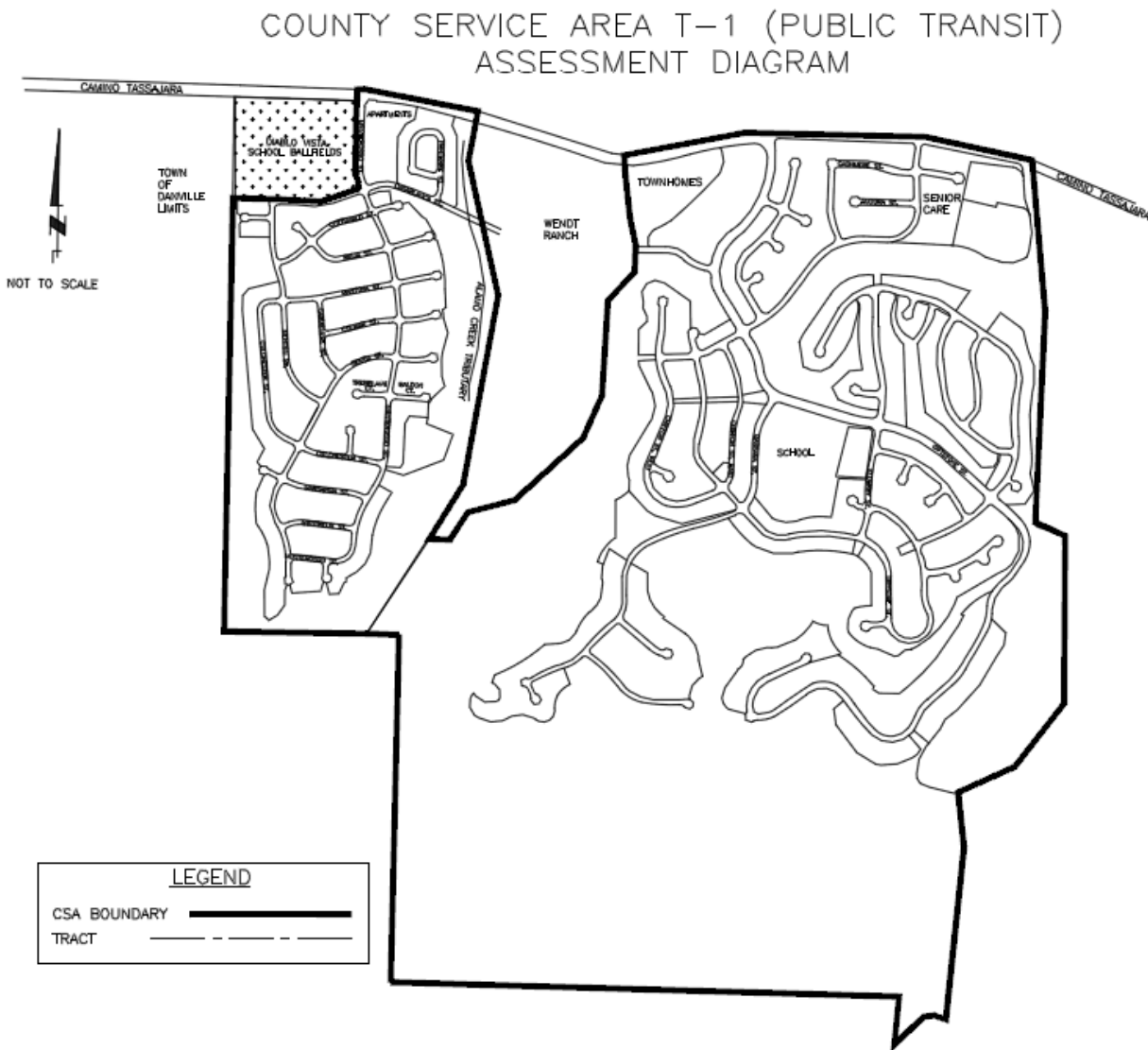
**Board of Supervisors**

John Gioia, District 1  
Candace Andersen, District 2  
Diane Burgis, District 3  
Karen Mitchoff, District 4  
Federal Glover, District 5

Prepared by  
**Contra Costa County  
Public Works Department**

**BACKGROUND INFORMATION**

In 2008 a development project commonly known as the Integrated Project (“Project”) was permitted in the unincorporated area of Contra Costa County, just east of the Town of Danville. The project is also known as Alamo Creek/Intervening Properties Development and constitutes approximately 767 acres located south of Camino Tassajara between Hansen Lane and Finley Road. A map of the general location of this development is shown below:



Wilbur Smith Associates (WSA) completed a Transit Improvements Study of the Project in March 2005. The study acknowledged that a limited market for transit services and consequently a limited transit service is offered in the study area. The study concluded that a latent demand for transit could be satisfied if a regular commuter service were provided. Given the size of the Integrated Project and the workplace destination and commuting behavior of the adjacent census tracts as outlined by a census-based demographic analysis, a weekday rush-hour commuter service would provide the greatest benefit of transit services under consideration. Specifically, the report recommended that the proposed transit service include the Walnut Creek



Bay Area Rapid Transit (BART) station and Bishop Ranch business park as destinations. The desired level of service was based on an analysis of demand performed by WSA. Based on census information and a rider survey performed by BART in 1998, approximately 77 transit trips per day may be expected when the project development is completed. The transit trip total was calculated by WSA as follows:

- As presented in the final Environmental Impact Report (EIR) for the Project, 10,048 daily vehicle trips would be generated at the development;
- Assuming an average vehicle occupancy of 1.05 persons per vehicle and a 92.5% vehicle mode share (automobiles constitute 92.5% of transit trips to and from the households), 13,338 person trips would be generated daily by the development;
- Based on census information, 5.37% of commuter trips to and from adjacent census tracts used public transit (716 trips);
- Approximately 97% of public transit trips used rail (assumed to be exclusive to BART; 694 trips);
- Approximately 7% of BART riders at stations nearest to the project (Dublin/Pleasanton, Walnut Creek, Lafayette) used public transit to travel to and from the station (48 trips);
- Approximately 4% of transit-based commuter trips used bus service as the primary means of transportation (29 trips); and
- Total bus demand (77 trips) includes the sum of transit trips to BART stations (48 trips) and bus trips to work (29 trips).

On June 14, 2005, the Board of Supervisors approved Resolution No. 2005/357 which recommended to Local Agency Formation Commission of Contra Costa County (LAFCO) the formation of County Service Area (CSA) T-1, Public Transit in the Danville Area.

The services provided by CSA T-1 are:

1. Extended public transit services.
2. Implementation of Transportation Demand Management programs as discussed in this report and in the Plan for Providing Services for CSA T-1 which is on file with LAFCO.

On September 14, 2005, LAFCO conducted a public hearing and subsequently approved Resolution 05-15 which formed CSA T-1.

On October 18, 2005, Resolution 2005/674 stated that the transit services should be supported by a benefit assessment on parcels that receive this special and distinct benefit.

On January 17, 2006, the Board of Supervisors conducted a public hearing and subsequently approved Resolution 2006/21 which authorized the annual levy of assessments on the parcels located within CSA T-1 to fund extended public transit services.

**CURRENT ANNUAL ADMINISTRATION**

Pursuant to County Ordinance Section 1012-2.6, former County Service Area Law (California Government Code Section 25210.77a), and current County Service Area Law (California Government Code Section 24210.3, subd. (d)), the Tentative Annual Report has been filed with the Clerk of the Board of Supervisors, public notice has been given as required, and the Board conducted a Public Hearing and then made a determination on each estimated service charge in the tentative report. Contra Costa Board of Supervisors reviewed the Tentative Annual Report in accordance with Resolution No. 2018/139, on June 5, 2018, and conducted a Public Hearing in connection with the proceedings for CSA T-1.

Upon adoption of the Final Annual Report by the Board of Supervisors, the charges contained herein will be collected on the property tax roll of Contra Costa County in the same manner, by the same persons, at the same time as, and together with the County's property taxes.

**Legal Authority**

As required by County Ordinance Section 1012-2.6, former County Service Area Law (California Government Code Section 25210.77a), and current County Service Area Law (California Government Code Section 24210.3, subd. (d)), the Tentative Annual Report includes the following minimum information as shown in the Service Charge Roll:

1. A description of each parcel of real property receiving the miscellaneous extended service;
2. The basic service charge;
3. The estimated amount of the service charge for each parcel for such year; and
4. A parcel list identifying each parcel receiving services that allows parcel owners to find their property on the list and determine the proposed charge.

This annual report also includes an estimate of annual costs and the method of apportionment as additional information to allow the reader to better understand what services are being paid for, what is the total annual cost for the services provided, and how the cost of services is spread to each individual parcel.

**Transit Service Implementation**

Two transportation studies were previously conducted to understand potential transit usage and travel patterns in CSA T-1. The transportation studies are Alamo Creek/Intervening Properties Transit Improvement Study by WSA in 2005 and Transit Service Survey and Report for CSA T-1 Transit District by DKS Associates in 2010.

Based on these studies, the following transit service plan is to be implemented in three phases as summarized below:

1. **Short – Term (completed in 2012): Community Outreach**  
The short-term strategy focused on community outreach to educate the residents about existing transportation options in Contra Costa County, and to seek their feedback. The community outreach program involved flyer preparation, flyer distribution, and resident feedback. This outreach effort attempted to identify commuter destinations for potential vanpools, in advance of a vanpool/shuttle transit program.

2. Mid-Term: Vanpool/Shuttle Transit Program

Based on the feedback provided by the residents, the mid-term strategy would involve a vanpool and/or shuttle service since the market for a full scale fixed route Central Contra Costa Transit Authority (County Connection) bus is not warranted at this time.

CSA T-1's plan is to engage the residents to try public transit and build up the necessary public transit demand for a full scale fixed route bus. In response to CSA T-1's plan, County Connection agreed to provide a demand response, flexible shuttle for CSA T-1 residents during the commute hours. The exact routes were to be determined by demand. Riders must be traveling from or to CSA T-1. The service area is limited to the 1.5 mile corridors along Camino Tassajara (between CSA T-1 and I-680) and I-680 (between Walnut Creek and Pleasant Hill BART stations). Riders contact County Connection to request and reserve services. Based on the demand, County Connection will determine the most efficient route for the shuttle. County Connection collects and provides ridership data. This service began on January 24, 2014. For 2014, about 16 riders per day used this service. This is the equivalent of removing approximately 32 peak hours and daily trips from local and regional roadways. For 2015, about 17 to 18 riders per day used this service. This is the equivalent of removing approximately 34 to 36 peak hours and daily trips from local and regional roadways. For 2016, 19 riders per day used this service. This is the equivalent of removing approximately 38 peak hours and daily trips from local and regional roadways. The riders get picked up from their home in the CSA T-1 service area during the morning period and get picked up from the Walnut Creek BART station during the evening period. The average operating cost per passenger in 2016 was comparable to the average cost for County Connection's Paratransit (LINK) service. CSA T-1 has observed the ridership has increased overtime, and more residents are utilizing the public transit service provided by CSA T-1. However, the ridership demand has not achieved the level that warrants a full scale fixed route bus. CSA T-1 will continue this mid-term program to provide the shuttle service until there is enough public transit demand for a full scale fixed route bus. CSA T-1 has amended the service agreement with County Connection to continue the shuttle service.

In Fiscal Year 2017-2018 CSA T-1 experienced an increase in ridership by the implementation of a ridership "app". While there have been challenges in making the app fully operational, it continues to show promise in more effectively connecting riders with the shuttle service.

In addition to County Connection's shuttle, CSA T-1 will also fund another service with the Measure J Traffic Congestion Relief Agency (TRAFFIX). TRAFFIX is a traffic congestion relief program implemented in 2009 and operated cooperatively by Contra Costa County, City of San Ramon, San Ramon Valley Unified School District, and Town of Danville to reduce traffic congestion caused by children being driven to and from school in the San Ramon area. As mentioned above, although the demand for a full scale fixed route County Connection bus is not warranted at this time, CSA T-1 recognized there is already a demand for school bus services. While awaiting for transit demand to increase, CSA T-1's interim plan is to participate in providing school bus services as an interim method to reduce congestion. TRAFFIX provided data indicating there are approximately 205 students residing within CSA T-1 who attend Monte Vista High School. TRAFFIX considers 50 students as a full bus. If approximately 25 percent of the eligible students participated, a bus would be full. It was anticipated that at least 50

students would participate; resulting in a full bus. This service began in the Fall of 2014 for the 2014/15 school year. TRAFFIX reported 70 passes were sold for both the 2014/15 and 2015/16 school years. This is equivalent of removing approximately 280 trips from the roadway each school day. In 2017, funds were allocated to fund a second TRAFFIX bus to provide services to the CSA T-1 area. This decision was based on the increased demand for seats in the route.

3. Long-Term Goal (2018 and beyond): County Connection Service

The long-term strategy would involve expanding the vanpool/shuttle service and providing full-scale County Connection bus service, if the existing service proves successful and more commuter transit demand is demonstrated. An approximate yearly operating cost of running a full-length bus service with County Connection is estimated to be \$204,000 per bus. This estimate is based on \$100 per hour for 8 hours a day during morning and evening peak commute hours for 255 days a year.

**ESTIMATE OF ANNUAL COST**

The Fiscal Year 2017-18 projected and Fiscal Year 2018-19 proposed revenues and expenditures are shown below. A special fund has been set up for the collection of revenues and expenditures for CSA T-1. Incidental expenses including administration, engineering fees, legal fees and all other costs associated with the Public Transit services may be included.

When CSA T-1 was formed, a financial analysis was performed to provide the framework for an operating budget for the proposed transit service. This was based on the estimated expenses for continuing operations provided by WSA. In preparation of the budget, several factors were considered including:

- Level of Transit Service
- Phasing of Service
- Equal benefit (and equal assessment level) to residents based on projected resident population

In order to establish a reasonable reserve in the early years following formation of the CSA, revenues have been collected since Fiscal Year 2006-07.

For Fiscal Year 2018-19, it is estimated there will be a surplus of funds. These funds are being set aside into Capital Reserves to purchase vehicles or fund a full-scale fixed route County Connection bus to provide the services to this area when applicable.

Revenues collected from the charge shall be used only for the expenditures represented in this report. Any balance remaining on July 1 at the end of the fiscal year must be carried over to the next fiscal year.

**CSA T-1 Public Transit Tentative Annual Report  
Fiscal Year 2018-19**

<b>CSA T-1 Danville Public Transit</b>	<b>FY 2017-18</b>	<b>FY 2018-19</b>
<b>Fund 248000 Org 7480</b>	<b>Projected</b>	<b>Proposed</b>
<b>Beginning Fund Balance</b>	<b>\$ 2,482,415.17</b>	<b>\$ 2,610,647.45</b>
<b>Revenue:</b>		
Taxes and Assessment	513,902.28	547,974.26
Earnings on Investment	8,000.00	20,000.00
<b>TOTAL CURRENT REVENUE</b>	<b>\$ 521,902.28</b>	<b>\$ 567,974.26</b>
<b>Total Revenue + Carryover:</b>	<b>\$ 3,004,317.45</b>	<b>\$ 3,178,621.71</b>
<b>Expenditures:</b>		
Publications & Legal Notices	150.00	200.00
Professional/Specialized Svcs (Non-County)	20,000.00	10,000.00
County Connection (CCCTA)	200,000.00	200,000.00
TRAFFIX	160,000.00	200,000.00
Special Dept Expense (Capital Replacement)	-	2,741,301.71
Tax & Assessment Fees	1,200.00	2,000.00
County Counsel	2,200.00	5,000.00
Investment Fees	120.00	120.00
Public Works Labor	10,000.00	20,000.00
<b>Total Expenditures</b>	<b>\$ 393,670.00</b>	<b>\$ 3,178,621.71</b>
<b>FUND BALANCE AVAILABLE</b>	<b>\$ 2,610,647.45</b>	<b>\$ -</b>

**METHOD OF APPORTIONMENT**

**Special vs. General Benefit**

On November 5, 1996 California voters approved Proposition 218 entitled "Right to Vote On Taxes Act" which added Articles XIIC and XIID to the California Constitution. While its title refers only to taxes, Proposition 218 establishes new procedural requirements for fees, charges and benefit assessments.

Proposition 218 procedures stipulate that even if charges or benefit assessments are initially exempt from Proposition 218, future increases in the charges or benefit assessments must comply with the provisions of Proposition 218. However, if the future increase in the charge or benefit assessment were anticipated in the charge or benefit assessment formula when approved by property owners (e.g., consumer price index increases or a predetermined cap) then the future increase in the charge or benefit assessment would be in compliance with the intent and provisions of Proposition 218.

Proposition 218 provides that "only special benefits are assessable" and defines a special benefit as a particular and distinct benefit conferred on real property and not a general benefit received by the public at large. Parcels located within the boundaries of the CSA will be assessed for the operation and services associated with the transit services provided as described herein within

the report, if they receive a special and direct benefit from the services. Furthermore, the identification and separation of general benefits from the special benefits follows for CSA T-1.

Special Benefits are conferred on property within the CSA from transit services by enhancing the desirability of property within the CSA due to the additional methods of vehicular and pedestrian access available to and from property, by providing increased access to transit related services, providing economic opportunities, driving community growth and revitalization, and by reducing levels of traffic congestion within the CSA.

Properties outside of CSA T-1 in other parts of the County may not enjoy the transit services made available by the CSA and therefore property outside the boundaries of the CSA do not receive the special benefits. The services within the CSA was specifically designed and created to provide additional and improved public resources for the direct advantage of property inside the CSA, and not the public at large.

In addition to the special and direct benefits the property owners receive within the CSA from the services, it has been determined that no general benefits are associated with the transit services provided within CSA T-1 because the conferred special benefits that are provided to the assessed property are not provided to the public at large.

The annual assessment pays for the transit related services provided within CSA T-1. The enhanced public services provided within CSA T-1 confer a special benefit and only serve the parcels with the ability to utilize the transit related services provided. Without the services, the property located in the unincorporated area would not receive any transit services. Therefore, the services in CSA T-1 are 100 percent special benefit to the parcels within the CSA.

### **Methodology**

The total operation, maintenance and servicing cost for Public Transit are apportioned in accordance with the methodology that is consistent with standard assessment engineering practices. The method for distributing the costs to each parcel is based on the Equivalent Dwelling Unit (EDU) factor.

Since the assessment is levied on the owners of properties as shown on the tax rolls, the final charges must be assigned by Assessor's Parcel Number. If assessments were to be distributed by parcel, not considering land use, this would not be equitable because a single-family parcel would be paying the same as a 50-unit apartment parcel or a large commercial establishment. Therefore, as previously stated, the total assessment costs are distributed to each parcel of land based on the number of EDUs associated with each particular parcel.

No commercial or industrial parcels are planned be included in within CSA T-1, therefore an assessment methodology has not been created for those uses.

The methodology used to assign EDUs to other land uses in proportion to the benefit they receive relative to the single family residential parcel is shown below.

**Developed Single Family Residential** - The developed single family parcel has been selected as the basic unit for calculation of the benefit assessments. This basic unit shall be called an **Equivalent Dwelling Unit (EDU)**. Parcels designated as developed single family residential

uses per the Contra Costa County land use code are assessed one (1.00) EDU. In addition, those parcels that are designated as “vacant” single family residential per the Contra Costa County land use code, but have a building permit issued prior to April 30 are assessed one (1.00) EDU.

**Developed Multiple Residential** – The developed multi-family designation includes parcels designated as apartments, townhomes, and condominiums per the Contra Costa County land use code. Apartments are assessed a factor of **0.723270448** EDU per dwelling unit. For example, a parcel with a 100-unit apartment would be assessed 72.33 EDUs. Townhomes and condominiums are assessed a factor of **0.795597484** EDU per dwelling unit. In addition, those parcels that are designated as “vacant” multi-family residential per the Contra Costa County land use code, but have a building permit issued prior to April 30, are assessed on a per unit basis as shown above.

**Exempt Property** - Consists of property not classified as developed residential property and includes: commercial, industrial, recreational and institutional property; parking lots; parking garages; roadways; open space and undeveloped property on which a building permit has not been issued prior to April 30. In addition, Senior Housing is classified as exempt. Residents of Senior Housing will be provided with separate shuttle service not included within the scope of the CSA.

In Fiscal Year 2006-07 the maximum annual assessment was set at \$318.00 per EDU. To determine the cost per parcel, the total budget for providing service to the current total service area was divided by the total number of EDU’s within the service area. Please refer to Contra Costa County Resolution 2006-21 for a detailed report that includes the initial calculation of this rate.

The maximum assessment rates may be adjusted annually to reflect 2% or the prior year’s change in the Consumer Price Index (CPI) for All Urban Consumers for the Bay Area: San Francisco-Oakland-San Jose, whichever is greater. The base CPI index to be used for future calculations is February 2006 (207.1). Any change in the assessment rate per EDU, which is the result of the change in the CPI shall not be deemed an increase in the assessment subject to the requirements of Proposition 218.

For Fiscal Year 2018-19 the allowed maximum rate is \$437.74/EDU. This rate has been calculated as follows:

$$\begin{aligned} & \$422.68 \text{ per developed EDU in Fiscal Year 2017-18} \\ & +3.56\% \text{ increase for FY 2018-19} = \$437.74 \end{aligned}$$

In Fiscal Year 2018-19, it is recommended based upon projected expenditures, that the maximum rate of \$437.74 be collected. It is estimated \$547,974.26 in revenue will be needed to provide the services referenced above in Fiscal Year 2018-19. There are 1,251.82 EDUs that have had a building permit issued. If you divide \$547,974.26 by 1,251.82 EDUs, the service charge per parcel is \$437.74.

**SERVICE CHARGE ROLL**

A list, of those parcels to be charged for Fiscal Year 2018-19, including a description of each parcel to be charged is included on the following pages.



Assessor's Parcel Number	Classification	Property Address	FY18-19 Service Charge	Assessor's Parcel Number	Classification	Property Address	FY18-19 Service Charge
206-030-082	MFR	3000 DAMANI CT	\$37,992.32	206-590-016	SFR	402 RIOJA CT	\$437.74
206-580-001	SFR	100 NANTERRE ST	\$437.74	206-590-017	SFR	501 MANTOVA CT	\$437.74
206-580-002	SFR	106 NANTERRE ST	\$437.74	206-590-018	SFR	509 MANTOVA CT	\$437.74
206-580-003	SFR	112 NANTERRE ST	\$437.74	206-590-019	SFR	517 MANTOVA CT	\$437.74
206-580-004	SFR	118 NANTERRE ST	\$437.74	206-590-020	SFR	525 MANTOVA CT	\$437.74
206-580-005	SFR	124 NANTERRE ST	\$437.74	206-590-021	SFR	533 MANTOVA CT	\$437.74
206-580-006	SFR	130 NANTERRE ST	\$437.74	206-590-022	SFR	1524 COLCHESTER ST	\$437.74
206-580-007	SFR	136 NANTERRE ST	\$437.74	206-590-023	SFR	1518 COLCHESTER ST	\$437.74
206-580-008	SFR	142 NANTERRE ST	\$437.74	206-590-024	SFR	1512 COLCHESTER ST	\$437.74
206-580-009	SFR	148 NANTERRE ST	\$437.74	206-590-025	SFR	1506 COLCHESTER ST	\$437.74
206-580-010	SFR	154 NANTERRE ST	\$437.74	206-590-026	SFR	1500 COLCHESTER ST	\$437.74
206-580-011	SFR	160 NANTERRE ST	\$437.74	206-590-027	SFR	101 MENTON CT	\$437.74
206-580-012	SFR	166 NANTERRE ST	\$437.74	206-590-028	SFR	109 MENTON CT	\$437.74
206-580-013	SFR	172 NANTERRE ST	\$437.74	206-590-029	SFR	117 MENTON CT	\$437.74
206-580-014	SFR	178 NANTERRE ST	\$437.74	206-590-030	SFR	125 MENTON CT	\$437.74
206-580-015	SFR	184 NANTERRE ST	\$437.74	206-590-031	SFR	124 MENTON CT	\$437.74
206-580-016	SFR	190 NANTERRE ST	\$437.74	206-590-032	SFR	116 MENTON CT	\$437.74
206-580-017	SFR	196 NANTERRE ST	\$437.74	206-590-033	SFR	108 MENTON CT	\$437.74
206-580-018	SFR	202 NANTERRE ST	\$437.74	206-590-034	SFR	100 MENTON CT	\$437.74
206-580-019	SFR	208 NANTERRE ST	\$437.74	206-590-035	SFR	1780 COTTSWALD ST	\$437.74
206-580-020	SFR	214 NANTERRE ST	\$437.74	206-590-036	SFR	1772 COTTSWALD ST	\$437.74
206-580-021	SFR	220 NANTERRE ST	\$437.74	206-590-037	SFR	1764 COTTSWALD ST	\$437.74
206-580-022	SFR	226 NANTERRE ST	\$437.74	206-590-038	SFR	215 GAMAY CT	\$437.74
206-580-023	SFR	232 NANTERRE ST	\$437.74	206-590-039	SFR	227 GAMAY CT	\$437.74
206-580-024	SFR	238 NANTERRE ST	\$437.74	206-590-040	SFR	239 GAMAY CT	\$437.74
206-580-025	SFR	244 NANTERRE ST	\$437.74	206-590-041	SFR	236 GAMAY CT	\$437.74
206-580-026	SFR	250 NANTERRE ST	\$437.74	206-590-042	SFR	224 GAMAY CT	\$437.74
206-580-027	SFR	125 NANTERRE ST	\$437.74	206-590-043	SFR	212 GAMAY CT	\$437.74
206-580-028	SFR	133 NANTERRE ST	\$437.74	206-590-044	SFR	200 GAMAY CT	\$437.74
206-580-029	SFR	139 NANTERRE ST	\$437.74	206-590-045	SFR	1748 COTTSWALD ST	\$437.74
206-580-030	SFR	149 NANTERRE ST	\$437.74	206-590-046	SFR	1740 COTTSWALD ST	\$437.74
206-580-031	SFR	157 NANTERRE ST	\$437.74	206-590-047	SFR	1736 COTTSWALD ST	\$437.74
206-580-032	SFR	193 NANTERRE ST	\$437.74	206-590-048	SFR	1724 COTTSWALD ST	\$437.74
206-580-033	SFR	205 NANTERRE ST	\$437.74	206-590-049	SFR	1716 COTTSWALD ST	\$437.74
206-580-034	SFR	211 NANTERRE ST	\$437.74	206-590-050	SFR	1708 COTTSWALD ST	\$437.74
206-580-035	SFR	217 NANTERRE ST	\$437.74	206-590-051	SFR	1700 COTTSWALD ST	\$437.74
206-580-037	MFR	NANTERRE ST	\$30,392.98	206-590-052	SFR	1703 COTTSWALD ST	\$437.74
206-590-001	SFR	305 COTTSWALD CT	\$437.74	206-590-053	SFR	1711 COTTSWALD ST	\$437.74
206-590-002	SFR	317 COTTSWALD CT	\$437.74	206-590-054	SFR	1719 COTTSWALD ST	\$437.74
206-590-003	SFR	336 COTTSWALD CT	\$437.74	206-590-055	SFR	1727 COTTSWALD ST	\$437.74
206-590-004	SFR	324 COTTSWALD CT	\$437.74	206-590-056	SFR	1735 COTTSWALD ST	\$437.74
206-590-005	SFR	312 COTTSWALD CT	\$437.74	206-590-057	SFR	1743 COTTSWALD ST	\$437.74
206-590-006	SFR	300 COTTSWALD CT	\$437.74	206-590-058	SFR	1844 RIOJA ST	\$437.74
206-590-007	SFR	403 RIOJA CT	\$437.74	206-590-059	SFR	1838 RIOJA ST	\$437.74
206-590-008	SFR	409 RIOJA CT	\$437.74	206-590-060	SFR	1832 RIOJA ST	\$437.74
206-590-009	SFR	415 RIOJA CT	\$437.74	206-590-061	SFR	1826 RIOJA ST	\$437.74
206-590-010	SFR	421 RIOJA CT	\$437.74	206-590-062	SFR	1820 RIOJA ST	\$437.74
206-590-011	SFR	427 RIOJA CT	\$437.74	206-590-063	SFR	1814 RIOJA ST	\$437.74
206-590-012	SFR	426 RIOJA CT	\$437.74	206-590-064	SFR	1808 RIOJA ST	\$437.74
206-590-013	SFR	420 RIOJA CT	\$437.74	206-590-065	SFR	1802 RIOJA ST	\$437.74
206-590-014	SFR	414 RIOJA CT	\$437.74	206-590-066	SFR	1801 RIOJA ST	\$437.74
206-590-015	SFR	408 RIOJA CT	\$437.74	206-590-067	SFR	1807 RIOJA ST	\$437.74

Assessor's Parcel Number	Classification	Property Address	FY18-19 Service Charge	Assessor's Parcel Number	Classification	Property Address	FY18-19 Service Charge
206-590-068	SFR	1813 RIOJA ST	\$437.74	206-600-030	SFR	2036 COLMAR ST	\$437.74
206-590-069	SFR	1819 RIOJA ST	\$437.74	206-600-031	SFR	2030 COLMAR ST	\$437.74
206-590-070	SFR	1825 RIOJA ST	\$437.74	206-600-032	SFR	2024 COLMAR ST	\$437.74
206-590-071	SFR	1831 RIOJA ST	\$437.74	206-600-033	SFR	2018 COLMAR ST	\$437.74
206-590-072	SFR	1837 RIOJA ST	\$437.74	206-600-034	SFR	2012 COLMAR ST	\$437.74
206-590-073	SFR	1843 RIOJA ST	\$437.74	206-600-035	SFR	2006 COLMAR ST	\$437.74
206-590-074	SFR	1849 RIOJA ST	\$437.74	206-600-036	SFR	2000 COLMAR ST	\$437.74
206-590-075	SFR	1855 RIOJA ST	\$437.74	206-600-037	SFR	2001 COLMAR ST	\$437.74
206-590-076	SFR	1767 COTTSWALD ST	\$437.74	206-600-038	SFR	2009 COLMAR ST	\$437.74
206-590-077	SFR	1775 COTTSWALD ST	\$437.74	206-600-039	SFR	2017 COLMAR ST	\$437.74
206-590-078	SFR	1783 COTTSWALD ST	\$437.74	206-600-040	SFR	2025 COLMAR ST	\$437.74
206-590-079	SFR	1423 MENTON ST	\$437.74	206-600-041	SFR	2033 COLMAR ST	\$437.74
206-590-080	SFR	1429 MENTON ST	\$437.74	206-600-042	SFR	2041 COLMAR ST	\$437.74
206-590-081	SFR	1976 MANTOVA ST	\$437.74	206-600-043	SFR	2128 CARMENERE ST	\$437.74
206-590-082	SFR	1968 MANTOVA ST	\$437.74	206-600-044	SFR	2134 CARMENERE ST	\$437.74
206-590-083	SFR	1960 MANTOVA ST	\$437.74	206-600-045	SFR	2224 GENOA ST	\$437.74
206-590-084	SFR	1952 MANTOVA ST	\$437.74	206-600-046	SFR	2220 GENOA ST	\$437.74
206-590-085	SFR	1944 MANTOVA ST	\$437.74	206-600-047	SFR	2216 GENOA ST	\$437.74
206-590-086	SFR	1936 MANTOVA ST	\$437.74	206-600-048	SFR	2212 GENOA ST	\$437.74
206-590-087	SFR	1928 MANTOVA ST	\$437.74	206-600-049	SFR	2210 GENOA ST	\$437.74
206-590-088	SFR	1920 MANTOVA ST	\$437.74	206-600-050	SFR	2208 GENOA ST	\$437.74
206-590-089	SFR	1912 MANTOVA ST	\$437.74	206-600-051	SFR	2200 GENOA ST	\$437.74
206-590-090	SFR	1904 MANTOVA ST	\$437.74	206-600-052	SFR	2151 CARMENERE ST	\$437.74
206-600-001	SFR	536 MANTOVA CT	\$437.74	206-600-053	SFR	2145 CARMENERE ST	\$437.74
206-600-002	SFR	528 MANTOVA CT	\$437.74	206-600-054	SFR	2139 CARMENERE ST	\$437.74
206-600-003	SFR	520 MANTOVA CT	\$437.74	206-600-055	SFR	2133 CARMENERE ST	\$437.74
206-600-004	SFR	512 MANTOVA CT	\$437.74	206-600-056	SFR	2127 CARMENERE ST	\$437.74
206-600-005	SFR	504 MANTOVA CT	\$437.74	206-600-057	SFR	2121 CARMENERE ST	\$437.74
206-600-006	SFR	605 COLMAR CT	\$437.74	206-600-058	SFR	2115 CARMENERE ST	\$437.74
206-600-007	SFR	611 COLMAR CT	\$437.74	206-600-059	SFR	2109 CARMENERE ST	\$437.74
206-600-008	SFR	617 COLMAR CT	\$437.74	206-600-060	SFR	2103 CARMENERE ST	\$437.74
206-600-009	SFR	623 COLMAR CT	\$437.74	206-600-061	SFR	1435 MENTON ST	\$437.74
206-600-010	SFR	629 COLMAR CT	\$437.74	206-600-062	SFR	1441 MENTON ST	\$437.74
206-600-011	SFR	624 COLMAR CT	\$437.74	206-600-063	SFR	1447 MENTON ST	\$437.74
206-600-012	SFR	618 COLMAR CT	\$437.74	206-600-064	SFR	1453 MENTON ST	\$437.74
206-600-013	SFR	612 COLMAR CT	\$437.74	206-600-065	SFR	1459 MENTON ST	\$437.74
206-600-014	SFR	606 COLMAR CT	\$437.74	206-600-066	SFR	1465 MENTON ST	\$437.74
206-600-015	SFR	600 COLMAR CT	\$437.74	206-600-067	SFR	1471 MENTON ST	\$437.74
206-600-016	SFR	703 GENOA CT	\$437.74	206-600-068	SFR	1477 MENTON ST	\$437.74
206-600-017	SFR	711 GENOA CT	\$437.74	206-600-069	SFR	1483 MENTON ST	\$437.74
206-600-018	SFR	719 GENOA CT	\$437.74	206-600-070	SFR	1489 MENTON ST	\$437.74
206-600-019	SFR	727 GENOA CT	\$437.74	206-600-071	SFR	1495 MENTON ST	\$437.74
206-600-020	SFR	735 GENOA CT	\$437.74	206-610-001	SFR	1632 COLCHESTER ST	\$437.74
206-600-021	SFR	1903 MANTOVA ST	\$437.74	206-610-002	SFR	1626 COLCHESTER ST	\$437.74
206-600-022	SFR	1911 MANTOVA ST	\$437.74	206-610-003	SFR	1620 COLCHESTER ST	\$437.74
206-600-023	SFR	1919 MANTOVA ST	\$437.74	206-610-004	SFR	1614 COLCHESTER ST	\$437.74
206-600-024	SFR	1927 MANTOVA ST	\$437.74	206-610-005	SFR	1608 COLCHESTER ST	\$437.74
206-600-025	SFR	1935 MANTOVA ST	\$437.74	206-610-006	SFR	1602 COLCHESTER ST	\$437.74
206-600-026	SFR	1943 MANTOVA ST	\$437.74	206-610-007	SFR	1596 COLCHESTER ST	\$437.74
206-600-027	SFR	1951 MANTOVA ST	\$437.74	206-610-008	SFR	1590 COLCHESTER ST	\$437.74
206-600-028	SFR	1959 MANTOVA ST	\$437.74	206-610-009	SFR	1584 COLCHESTER ST	\$437.74
206-600-029	SFR	2042 COLMAR ST	\$437.74	206-610-010	SFR	1578 COLCHESTER ST	\$437.74

Assessor's Parcel Number	Classification	Property Address	FY18-19 Service Charge	Assessor's Parcel Number	Classification	Property Address	FY18-19 Service Charge
206-610-011	SFR	1572 COLCHESTER ST	\$437.74	206-620-025	SFR	2219 GENOA ST	\$437.74
206-610-012	SFR	1566 COLCHESTER ST	\$437.74	206-620-026	SFR	2225 GENOA ST	\$437.74
206-610-013	SFR	1560 COLCHESTER ST	\$437.74	206-620-027	SFR	2231 GENOA ST	\$437.74
206-610-014	SFR	1554 COLCHESTER ST	\$437.74	206-620-028	SFR	2237 GENOA ST	\$437.74
206-610-015	SFR	1548 COLCHESTER ST	\$437.74	206-620-029	SFR	2243 GENOA ST	\$437.74
206-610-016	SFR	1542 COLCHESTER ST	\$437.74	206-620-030	SFR	2249 GENOA ST	\$437.74
206-610-017	SFR	1536 COLCHESTER ST	\$437.74	206-620-031	SFR	2255 GENOA ST	\$437.74
206-610-018	SFR	1530 COLCHESTER ST	\$437.74	206-620-032	SFR	2261 GENOA ST	\$437.74
206-610-019	SFR	1432 MENTON ST	\$437.74	206-620-033	SFR	2267 GENOA ST	\$437.74
206-610-020	SFR	1438 MENTON ST	\$437.74	206-620-034	SFR	2273 GENOA ST	\$437.74
206-610-021	SFR	1444 MENTON ST	\$437.74	206-620-035	SFR	2279 GENOA ST	\$437.74
206-610-022	SFR	1450 MENTON ST	\$437.74	206-620-036	SFR	1659 COLCHESTER ST	\$437.74
206-610-023	SFR	1456 MENTON ST	\$437.74	206-620-037	SFR	103 RIMINI CT	\$437.74
206-610-024	SFR	1462 MENTON ST	\$437.74	206-620-038	SFR	111 RIMINI CT	\$437.74
206-610-025	SFR	1468 MENTON ST	\$437.74	206-620-039	SFR	119 RIMINI CT	\$437.74
206-610-026	SFR	1474 MENTON ST	\$437.74	206-620-040	SFR	127 RIMINI CT	\$437.74
206-610-027	SFR	1480 MENTON ST	\$437.74	206-620-041	SFR	132 RIMINI CT	\$437.74
206-610-028	SFR	1486 MENTON ST	\$437.74	206-620-042	SFR	124 RIMINI CT	\$437.74
206-610-029	SFR	1492 MENTON ST	\$437.74	206-620-043	SFR	116 RIMINI CT	\$437.74
206-610-030	SFR	1498 MENTON ST	\$437.74	206-620-044	SFR	108 RIMINI CT	\$437.74
206-610-031	SFR	2262 GENOA ST	\$437.74	206-620-045	SFR	100 RIMINI CT	\$437.74
206-610-032	SFR	2268 GENOA ST	\$437.74	206-620-046	SFR	1264 MONTEROSSO ST	\$437.74
206-610-033	SFR	2274 GENOA ST	\$437.74	206-620-047	SFR	1258 MONTEROSSO ST	\$437.74
206-610-034	SFR	2280 GENOA ST	\$437.74	206-620-048	SFR	1252 MONTEROSSO ST	\$437.74
206-610-035	SFR	2286 GENOA ST	\$437.74	206-620-049	SFR	1246 MONTEROSSO ST	\$437.74
206-610-036	SFR	1617 COLCHESTER ST	\$437.74	206-620-050	SFR	903 TREBBIANO CT	\$437.74
206-610-037	SFR	1609 COLCHESTER ST	\$437.74	206-620-051	SFR	909 TREBBIANO CT	\$437.74
206-610-038	SFR	1601 COLCHESTER ST	\$437.74	206-620-052	SFR	915 TREBBIANO CT	\$437.74
206-610-039	SFR	1593 COLCHESTER ST	\$437.74	206-620-053	SFR	921 TREBBIANO CT	\$437.74
206-620-001	SFR	734 GENOA CT	\$437.74	206-620-054	SFR	912 TREBBIANO CT	\$437.74
206-620-002	SFR	726 GENOA CT	\$437.74	206-620-055	SFR	906 TREBBIANO CT	\$437.74
206-620-003	SFR	718 GENOA CT	\$437.74	206-620-056	SFR	900 TREBBIANO CT	\$437.74
206-620-004	SFR	710 GENOA CT	\$437.74	206-620-058	SFR	1289 MONTEROSSO CT	\$437.74
206-620-005	SFR	702 GENOA CT	\$437.74	206-630-001	SFR	1305 MONTEROSSO ST	\$437.74
206-620-006	SFR	801 MALDON CT	\$437.74	206-630-002	SFR	1311 MONTEROSSO ST	\$437.74
206-620-007	SFR	809 MALDON CT	\$437.74	206-630-003	SFR	1317 MONTEROSSO ST	\$437.74
206-620-008	SFR	817 MALDON CT	\$437.74	206-630-004	SFR	1323 MONTEROSSO ST	\$437.74
206-620-009	SFR	825 MALDON CT	\$437.74	206-630-005	SFR	1329 MONTEROSSO ST	\$437.74
206-620-010	SFR	833 MALDON CT	\$437.74	206-630-006	SFR	1335 MONTEROSSO ST	\$437.74
206-620-011	SFR	828 MALDON CT	\$437.74	206-630-007	SFR	2334 GENOA ST	\$437.74
206-620-012	SFR	820 MALDON CT	\$437.74	206-630-008	SFR	2328 GENOA ST	\$437.74
206-620-013	SFR	812 MALDON CT	\$437.74	206-630-009	SFR	2322 GENOA ST	\$437.74
206-620-014	SFR	804 MALDON CT	\$437.74	206-630-010	SFR	2316 GENOA ST	\$437.74
206-620-015	SFR	1251 MONTEROSSO ST	\$437.74	206-630-011	SFR	2310 GENOA ST	\$437.74
206-620-016	SFR	1257 MONTEROSSO ST	\$437.74	206-630-012	SFR	2304 GENOA ST	\$437.74
206-620-017	SFR	1263 MONTEROSSO ST	\$437.74	206-630-013	SFR	424 MARSANNE CT	\$437.74
206-620-018	SFR	1269 MONTEROSSO ST	\$437.74	206-630-014	SFR	412 MARSANNE CT	\$437.74
206-620-019	SFR	1275 MONTEROSSO ST	\$437.74	206-630-015	SFR	400 MARSANNE CT	\$437.74
206-620-020	SFR	1281 MONTEROSSO ST	\$437.74	206-630-016	SFR	1692 COLCHESTER ST	\$437.74
206-620-022	SFR	2201 GENOA ST	\$437.74	206-630-017	SFR	1686 COLCHESTER ST	\$437.74
206-620-023	SFR	2209 GENOA ST	\$437.74	206-630-018	SFR	1680 COLCHESTER ST	\$437.74
206-620-024	SFR	2213 GENOA ST	\$437.74	206-630-019	SFR	1674 COLCHESTER ST	\$437.74

Assessor's Parcel Number	Classification	Property Address	FY18-19 Service Charge	Assessor's Parcel Number	Classification	Property Address	FY18-19 Service Charge
206-630-020	SFR	1668 COLCHESTER ST	\$437.74	206-640-020	SFR	2346 GENOA ST	\$437.74
206-630-021	SFR	1662 COLCHESTER ST	\$437.74	206-640-021	SFR	2340 GENOA ST	\$437.74
206-630-022	SFR	1656 COLCHESTER ST	\$437.74	206-640-022	SFR	2501 MONTREUX ST	\$437.74
206-630-023	SFR	1650 COLCHESTER ST	\$437.74	206-640-023	SFR	2509 MONTREUX ST	\$437.74
206-630-024	SFR	1644 COLCHESTER ST	\$437.74	206-640-024	SFR	2517 MONTREUX ST	\$437.74
206-630-025	SFR	2466 MARSANNE ST	\$437.74	206-640-025	SFR	2525 MONTREUX ST	\$437.74
206-630-026	SFR	2458 MARSANNE ST	\$437.74	206-640-026	SFR	2533 MONTREUX ST	\$437.74
206-630-027	SFR	2450 MARSANNE ST	\$437.74	206-640-027	SFR	2541 MONTREUX ST	\$437.74
206-630-028	SFR	2442 MARSANNE ST	\$437.74	206-640-028	SFR	2549 MONTREUX ST	\$437.74
206-630-029	SFR	2434 MARSANNE ST	\$437.74	206-640-029	SFR	1398 MONTEROSSO ST	\$437.74
206-630-030	SFR	2426 MARSANNE ST	\$437.74	206-640-030	SFR	1392 MONTEROSSO ST	\$437.74
206-630-031	SFR	2418 MARSANNE ST	\$437.74	206-640-031	SFR	1386 MONTEROSSO ST	\$437.74
206-630-032	SFR	2410 MARSANNE ST	\$437.74	206-640-032	SFR	1380 MONTEROSSO ST	\$437.74
206-630-033	SFR	2402 MARSANNE ST	\$437.74	206-640-033	SFR	1374 MONTEROSSO ST	\$437.74
206-630-034	SFR	2403 MARSANNE ST	\$437.74	206-640-034	SFR	1368 MONTEROSSO ST	\$437.74
206-630-035	SFR	2411 MARSANNE ST	\$437.74	206-640-035	SFR	326 LA SPEZIA CT	\$437.74
206-630-036	SFR	2419 MARSANNE ST	\$437.74	206-660-001	SFR	2186 LUSITANO ST	\$437.74
206-630-037	SFR	2427 MARSANNE ST	\$437.74	206-660-002	SFR	2178 LUSITANO ST	\$437.74
206-630-038	SFR	2435 MARSANNE ST	\$437.74	206-660-003	SFR	2170 LUSITANO ST	\$437.74
206-630-039	SFR	2443 MARSANNE ST	\$437.74	206-660-004	SFR	2162 LUSITANO ST	\$437.74
206-630-040	SFR	2451 MARSANNE ST	\$437.74	206-660-005	SFR	2154 LUSITANO ST	\$437.74
206-630-041	SFR	2459 MARSANNE ST	\$437.74	206-660-006	SFR	2146 LUSITANO ST	\$437.74
206-630-042	SFR	2467 MARSANNE ST	\$437.74	206-660-007	SFR	2138 LUSITANO ST	\$437.74
206-630-043	SFR	2311 GENOA ST	\$437.74	206-660-008	SFR	2130 LUSITANO ST	\$437.74
206-630-044	SFR	2548 MONTREUX ST	\$437.74	206-660-009	SFR	2122 LUSITANO ST	\$437.74
206-630-045	SFR	2542 MONTREUX ST	\$437.74	206-660-010	SFR	2114 LUSITANO ST	\$437.74
206-630-046	SFR	2536 MONTREUX ST	\$437.74	206-660-011	SFR	3484 CASHMERE ST	\$437.74
206-630-047	SFR	2530 MONTREUX ST	\$437.74	206-660-012	SFR	3480 CASHMERE ST	\$437.74
206-630-048	SFR	2524 MONTREUX ST	\$437.74	206-660-013	SFR	3476 CASHMERE ST	\$437.74
206-630-049	SFR	2518 MONTREUX ST	\$437.74	206-660-014	SFR	3472 CASHMERE ST	\$437.74
206-630-050	SFR	2512 MONTREUX ST	\$437.74	206-660-015	SFR	3468 CASHMERE ST	\$437.74
206-630-051	SFR	2506 MONTREUX ST	\$437.74	206-660-016	SFR	3464 CASHMERE ST	\$437.74
206-630-052	SFR	2500 MONTREUX ST	\$437.74	206-660-017	SFR	3460 CASHMERE ST	\$437.74
206-640-001	SFR	1341 MONTEROSSO ST	\$437.74	206-660-018	SFR	3456 CASHMERE ST	\$437.74
206-640-002	SFR	1347 MONTEROSSO ST	\$437.74	206-660-019	SFR	3452 CASHMERE ST	\$437.74
206-640-003	SFR	1353 MONTEROSSO ST	\$437.74	206-660-020	SFR	3448 CASHMERE ST	\$437.74
206-640-004	SFR	1359 MONTEROSSO ST	\$437.74	206-660-021	SFR	3451 CASHMERE ST	\$437.74
206-640-005	SFR	1365 MONTEROSSO ST	\$437.74	206-660-022	SFR	3457 CASHMERE ST	\$437.74
206-640-006	SFR	205 MONTEROSSO CT	\$437.74	206-660-023	SFR	3461 CASHMERE ST	\$437.74
206-640-007	SFR	211 MONTEROSSO CT	\$437.74	206-660-024	SFR	3467 CASHMERE ST	\$437.74
206-640-008	SFR	217 MONTEROSSO CT	\$437.74	206-660-025	SFR	3473 CASHMERE ST	\$437.74
206-640-009	SFR	212 MONTEROSSO CT	\$437.74	206-660-026	SFR	3479 CASHMERE ST	\$437.74
206-640-010	SFR	206 MONTEROSSO CT	\$437.74	206-660-027	SFR	3485 CASHMERE ST	\$437.74
206-640-011	SFR	200 MONTEROSSO CT	\$437.74	206-660-028	SFR	3491 CASHMERE ST	\$437.74
206-640-012	SFR	301 LA SPEZIA CT	\$437.74	206-660-029	SFR	2090 LUSITANO ST	\$437.74
206-640-013	SFR	309 LA SPEZIA CT	\$437.74	206-660-030	SFR	2082 LUSITANO ST	\$437.74
206-640-014	SFR	317 LA SPEZIA CT	\$437.74	206-660-031	SFR	2074 LUSITANO ST	\$437.74
206-640-015	SFR	318 LA SPEZIA CT	\$437.74	206-660-032	SFR	2066 LUSITANO ST	\$437.74
206-640-016	SFR	310 LA SPEZIA CT	\$437.74	206-660-033	SFR	2058 LUSITANO ST	\$437.74
206-640-017	SFR	302 LA SPEZIA CT	\$437.74	206-660-034	SFR	2050 LUSITANO ST	\$437.74
206-640-018	SFR	2358 GENOA ST	\$437.74	206-660-035	SFR	2042 LUSITANO ST	\$437.74
206-640-019	SFR	2352 GENOA ST	\$437.74	206-660-036	SFR	109 ANGORA CT	\$437.74

Assessor's Parcel Number	Classification	Property Address	FY18-19 Service Charge	Assessor's Parcel Number	Classification	Property Address	FY18-19 Service Charge
206-660-037	SFR	117 ANGORA CT	\$437.74	206-670-039	SFR	422 PELHAM CT	\$437.74
206-660-038	SFR	125 ANGORA CT	\$437.74	206-670-040	SFR	416 PELHAM CT	\$437.74
206-660-039	SFR	133 ANGORA CT	\$437.74	206-670-041	SFR	3172 MARTINGALE DR	\$437.74
206-660-040	SFR	141 ANGORA CT	\$437.74	206-670-042	SFR	3164 MARTINGALE DR	\$437.74
206-660-041	SFR	145 ANGORA CT	\$437.74	206-670-043	SFR	301 FRIESIAN CT	\$437.74
206-660-042	SFR	157 ANGORA CT	\$437.74	206-670-044	SFR	309 FRIESIAN CT	\$437.74
206-660-043	SFR	156 ANGORA CT	\$437.74	206-670-045	SFR	317 FRIESIAN CT	\$437.74
206-660-044	SFR	148 ANGORA CT	\$437.74	206-670-046	SFR	320 FRIESIAN CT	\$437.74
206-660-045	SFR	140 ANGORA CT	\$437.74	206-670-047	SFR	312 FRIESIAN CT	\$437.74
206-660-046	SFR	132 ANGORA CT	\$437.74	206-670-048	SFR	3116 MARTINGALE DR	\$437.74
206-660-047	SFR	124 ANGORA CT	\$437.74	206-670-049	SFR	3108 MARTINGALE DR	\$437.74
206-660-048	SFR	116 ANGORA CT	\$437.74	206-670-050	SFR	3100 MARTINGALE DR	\$437.74
206-660-049	SFR	108 ANGORA CT	\$437.74	206-680-001	SFR	3444 CASHMERE ST	\$437.74
206-660-050	SFR	100 ANGORA CT	\$437.74	206-680-002	SFR	3440 CASHMERE ST	\$437.74
206-670-001	SFR	3101 MARTINGALE DR	\$437.74	206-680-003	SFR	3436 CASHMERE ST	\$437.74
206-670-002	SFR	3107 MARTINGALE DR	\$437.74	206-680-004	SFR	3432 CASHMERE ST	\$437.74
206-670-003	SFR	3113 MARTINGALE DR	\$437.74	206-680-005	SFR	3428 CASHMERE ST	\$437.74
206-670-004	SFR	3119 MARTINGALE DR	\$437.74	206-680-006	SFR	3424 CASHMERE ST	\$437.74
206-670-005	SFR	3125 MARTINGALE DR	\$437.74	206-680-007	SFR	3420 CASHMERE ST	\$437.74
206-670-006	SFR	3131 MARTINGALE DR	\$437.74	206-680-008	SFR	3416 CASHMERE ST	\$437.74
206-670-007	SFR	3137 MARTINGALE DR	\$437.74	206-680-009	SFR	3412 CASHMERE ST	\$437.74
206-670-008	SFR	3143 MARTINGALE DR	\$437.74	206-680-010	SFR	3408 CASHMERE ST	\$437.74
206-670-009	SFR	3149 MARTINGALE DR	\$437.74	206-680-011	SFR	3404 CASHMERE ST	\$437.74
206-670-010	SFR	3155 MARTINGALE DR	\$437.74	206-680-012	SFR	3400 CASHMERE ST	\$437.74
206-670-011	SFR	3161 MARTINGALE DR	\$437.74	206-680-013	SFR	3401 CASHMERE ST	\$437.74
206-670-012	SFR	3167 MARTINGALE DR	\$437.74	206-680-014	SFR	3407 CASHMERE ST	\$437.74
206-670-013	SFR	3173 MARTINGALE DR	\$437.74	206-680-015	SFR	3415 CASHMERE ST	\$437.74
206-670-014	SFR	3179 MARTINGALE DR	\$437.74	206-680-016	SFR	3421 CASHMERE ST	\$437.74
206-670-015	SFR	3185 MARTINGALE DR	\$437.74	206-680-017	SFR	3427 CASHMERE ST	\$437.74
206-670-016	SFR	3191 MARTINGALE DR	\$437.74	206-680-018	SFR	3433 CASHMERE ST	\$437.74
206-670-017	SFR	601 MARTINGALE CT	\$437.74	206-680-019	SFR	3439 CASHMERE ST	\$437.74
206-670-018	SFR	609 MARTINGALE CT	\$437.74	206-680-020	SFR	3445 CASHMERE ST	\$437.74
206-670-019	SFR	617 MARTINGALE CT	\$437.74	206-700-001	TWNHM	300 KARELIAN ST	\$350.20
206-670-020	SFR	625 MARTINGALE CT	\$437.74	206-700-002	TWNHM	304 KARELIAN ST	\$350.20
206-670-021	SFR	633 MARTINGALE CT	\$437.74	206-700-003	TWNHM	308 KARELIAN ST	\$350.20
206-670-022	SFR	641 MARTINGALE CT	\$437.74	206-700-004	TWNHM	318 KARELIAN ST	\$350.20
206-670-023	SFR	649 MARTINGALE CT	\$437.74	206-700-005	TWNHM	322 KARELIAN ST	\$350.20
206-670-024	SFR	652 MARTINGALE CT	\$437.74	206-700-006	TWNHM	326 KARELIAN ST	\$350.20
206-670-025	SFR	644 MARTINGALE CT	\$437.74	206-700-007	TWNHM	336 KARELIAN ST	\$350.20
206-670-026	SFR	636 MARTINGALE CT	\$437.74	206-700-008	TWNHM	340 KARELIAN ST	\$350.20
206-670-027	SFR	628 MARTINGALE CT	\$437.74	206-700-009	TWNHM	344 KARELIAN ST	\$350.20
206-670-028	SFR	620 MARTINGALE CT	\$437.74	206-700-010	TWNHM	348 KARELIAN ST	\$350.20
206-670-029	SFR	612 MARTINGALE CT	\$437.74	206-700-011	TWNHM	358 KARELIAN ST	\$350.20
206-670-030	SFR	505 PREAKNESS CT	\$437.74	206-700-012	TWNHM	362 KARELIAN ST	\$350.20
206-670-031	SFR	515 PREAKNESS CT	\$437.74	206-700-013	TWNHM	366 KARELIAN ST	\$350.20
206-670-032	SFR	526 PREAKNESS CT	\$437.74	206-700-014	TWNHM	370 KARELIAN ST	\$350.20
206-670-033	SFR	518 PREAKNESS CT	\$437.74	206-700-015	TWNHM	380 KARELIAN ST	\$350.20
206-670-034	SFR	510 PREAKNESS CT	\$437.74	206-700-016	TWNHM	384 KARELIAN ST	\$350.20
206-670-035	SFR	502 PREAKNESS CT	\$437.74	206-700-017	TWNHM	388 KARELIAN ST	\$350.20
206-670-036	SFR	403 PELHAM CT	\$437.74	206-700-018	TWNHM	392 KARELIAN ST	\$350.20
206-670-037	SFR	411 PELHAM CT	\$437.74	206-700-019	TWNHM	400 KARELIAN ST	\$350.20
206-670-038	SFR	419 PELHAM CT	\$437.74	206-700-020	TWNHM	404 KARELIAN ST	\$350.20

Assessor's Parcel Number	Classification	Property Address	FY18-19 Service Charge	Assessor's Parcel Number	Classification	Property Address	FY18-19 Service Charge
206-700-021	TWNHM	408 KARELIAN ST	\$350.20	206-700-073	TWNHM	212 CHANNI LOOP	\$350.20
206-700-022	TWNHM	420 KARELIAN ST	\$350.20	206-700-074	TWNHM	208 CHANNI LOOP	\$350.20
206-700-023	TWNHM	416 KARELIAN ST	\$350.20	206-700-075	TWNHM	204 CHANNI LOOP	\$350.20
206-700-024	TWNHM	412 KARELIAN ST	\$350.20	206-700-076	TWNHM	200 CHANNI LOOP	\$350.20
206-700-025	TWNHM	430 KARELIAN ST	\$350.20	206-700-077	TWNHM	11 CHANNI CT	\$350.20
206-700-026	TWNHM	434 KARELIAN ST	\$350.20	206-700-078	TWNHM	15 CHANNI CT	\$350.20
206-700-027	TWNHM	438 KARELIAN ST	\$350.20	206-700-079	TWNHM	19 CHANNI CT	\$350.20
206-700-028	TWNHM	450 KARELIAN ST	\$350.20	206-700-080	TWNHM	23 CHANNI CT	\$350.20
206-700-029	TWNHM	446 KARELIAN ST	\$350.20	206-700-081	TWNHM	33 CHANNI CT	\$350.20
206-700-030	TWNHM	442 KARELIAN ST	\$350.20	206-700-082	TWNHM	37 CHANNI CT	\$350.20
206-700-031	TWNHM	435 KARELIAN ST	\$350.20	206-700-083	TWNHM	41 CHANNI CT	\$350.20
206-700-032	TWNHM	431 KARELIAN ST	\$350.20	206-700-084	TWNHM	45 CHANNI CT	\$350.20
206-700-033	TWNHM	427 KARELIAN ST	\$350.20	206-700-085	TWNHM	38 CHANNI CT	\$350.20
206-700-034	TWNHM	417 KARELIAN ST	\$350.20	206-700-086	TWNHM	34 CHANNI CT	\$350.20
206-700-035	TWNHM	413 KARELIAN ST	\$350.20	206-700-087	TWNHM	30 CHANNI CT	\$350.20
206-700-036	TWNHM	409 KARELIAN ST	\$350.20	206-700-088	TWNHM	26 CHANNI CT	\$350.20
206-700-037	TWNHM	399 KARELIAN ST	\$350.20	206-700-089	TWNHM	22 CHANNI CT	\$350.20
206-700-038	TWNHM	395 KARELIAN ST	\$350.20	206-700-090	TWNHM	18 CHANNI CT	\$350.20
206-700-039	TWNHM	391 KARELIAN ST	\$350.20	206-700-091	TWNHM	14 CHANNI CT	\$350.20
206-700-040	TWNHM	381 KARELIAN ST	\$350.20	206-700-092	TWNHM	10 CHANNI CT	\$350.20
206-700-041	TWNHM	377 KARELIAN ST	\$350.20	206-700-093	TWNHM	192 CHANNI CT	\$350.20
206-700-042	TWNHM	373 KARELIAN ST	\$350.20	206-700-094	TWNHM	188 CHANNI LOOP	\$350.20
206-700-043	TWNHM	369 KARELIAN ST	\$350.20	206-700-095	TWNHM	184 CHANNI LOOP	\$350.20
206-700-044	TWNHM	359 KARELIAN ST	\$350.20	206-700-096	TWNHM	180 CHANNI LOOP	\$350.20
206-700-045	TWNHM	355 KARELIAN ST	\$350.20	206-700-097	TWNHM	170 CHANNI LOOP	\$350.20
206-700-046	TWNHM	351 KARELIAN ST	\$350.20	206-700-098	TWNHM	166 CHANNI LOOP	\$350.20
206-700-047	TWNHM	347 KARELIAN ST	\$350.20	206-700-099	TWNHM	162 CHANNI LOOP	\$350.20
206-700-048	TWNHM	337 KARELIAN ST	\$350.20	206-700-100	TWNHM	158 CHANNI LOOP	\$350.20
206-700-049	TWNHM	333 KARELIAN ST	\$350.20	206-700-101	TWNHM	148 CHANNI LOOP	\$350.20
206-700-050	TWNHM	329 KARELIAN ST	\$350.20	206-700-102	TWNHM	144 CHANNI LOOP	\$350.20
206-700-051	TWNHM	325 KARELIAN ST	\$350.20	206-700-103	TWNHM	140 CHANNI LOOP	\$350.20
206-700-052	TWNHM	315 KARELIAN ST	\$350.20	206-700-104	TWNHM	136 CHANNI LOOP	\$350.20
206-700-053	TWNHM	311 KARELIAN ST	\$350.20	206-700-105	TWNHM	126 CHANNI LOOP	\$350.20
206-700-054	TWNHM	307 KARELIAN ST	\$350.20	206-700-106	TWNHM	122 CHANNI LOOP	\$350.20
206-700-055	TWNHM	303 KARELIAN ST	\$350.20	206-700-107	TWNHM	118 CHANNI LOOP	\$350.20
206-700-056	TWNHM	104 CHANNI LOOP	\$350.20	206-700-108	TWNHM	114 CHANNI LOOP	\$350.20
206-700-057	TWNHM	100 CHANNI LOOP	\$350.20	206-700-109	TWNHM	299 CHANNI LOOP	\$350.20
206-700-058	TWNHM	296 CHANNI LOOP	\$350.20	206-700-110	TWNHM	295 CHANNI LOOP	\$350.20
206-700-059	TWNHM	292 CHANNI LOOP	\$350.20	206-700-111	TWNHM	291 CHANNI LOOP	\$350.20
206-700-060	TWNHM	288 CHANNI LOOP	\$350.20	206-700-112	TWNHM	275 CHANNI LOOP	\$350.20
206-700-061	TWNHM	278 CHANNI LOOP	\$350.20	206-700-113	TWNHM	279 CHANNI LOOP	\$350.20
206-700-062	TWNHM	274 CHANNI LOOP	\$350.20	206-700-114	TWNHM	283 CHANNI LOOP	\$350.20
206-700-063	TWNHM	270 CHANNI LOOP	\$350.20	206-700-115	TWNHM	287 CHANNI LOOP	\$350.20
206-700-064	TWNHM	266 CHANNI LOOP	\$350.20	206-700-116	TWNHM	253 CHANNI LOOP	\$350.20
206-700-065	TWNHM	256 CHANNI LOOP	\$350.20	206-700-117	TWNHM	249 CHANNI LOOP	\$350.20
206-700-066	TWNHM	252 CHANNI LOOP	\$350.20	206-700-118	TWNHM	245 CHANNI LOOP	\$350.20
206-700-067	TWNHM	248 CHANNI LOOP	\$350.20	206-700-119	TWNHM	241 CHANNI LOOP	\$350.20
206-700-068	TWNHM	244 CHANNI LOOP	\$350.20	206-700-120	TWNHM	231 CHANNI LOOP	\$350.20
206-700-069	TWNHM	234 CHANNI LOOP	\$350.20	206-700-121	TWNHM	227 CHANNI LOOP	\$350.20
206-700-070	TWNHM	230 CHANNI LOOP	\$350.20	206-700-122	TWNHM	223 CHANNI LOOP	\$350.20
206-700-071	TWNHM	226 CHANNI LOOP	\$350.20	206-700-123	TWNHM	219 CHANNI LOOP	\$350.20
206-700-072	TWNHM	222 CHANNI LOOP	\$350.20	206-700-124	TWNHM	157 CHANNI LOOP	\$350.20

**CSA T-1 Public Transit Final Annual Report**  
**Fiscal Year 2018-19**

**FINAL ROLL**

Assessor's Parcel Number	Classification	Property Address	FY18-19 Service Charge	Assessor's Parcel Number	Classification	Property Address	FY18-19 Service Charge
206-700-125	TWNHM	153 CHANNI LOOP	\$350.20	206-710-050	SFR	3803 WELSHLAND ST	\$437.74
206-700-126	TWNHM	149 CHANNI LOOP	\$350.20	206-710-051	SFR	3815 WELSHLAND ST	\$437.74
206-700-127	TWNHM	145 CHANNI LOOP	\$350.20	206-710-052	SFR	3827 WELSHLAND ST	\$437.74
206-710-001	SFR	3001 GRIFFON ST E	\$437.74	206-710-053	SFR	3839 WELSHLAND ST	\$437.74
206-710-002	SFR	3007 GRIFFON ST E	\$437.74	206-710-054	SFR	3851 WELSHLAND ST	\$437.74
206-710-003	SFR	3011 GRIFFON ST E	\$437.74	206-710-055	SFR	3030 GRIFFON ST E	\$437.74
206-710-004	SFR	3017 GRIFFON ST E	\$437.74	206-710-056	SFR	3024 GRIFFON ST E	\$437.74
206-710-005	SFR	3023 GRIFFON ST E	\$437.74	206-710-057	SFR	3018 GRIFFON ST E	\$437.74
206-710-006	SFR	3029 GRIFFON ST E	\$437.74	206-710-058	SFR	3012 GRIFFON ST E	\$437.74
206-710-007	SFR	3035 GRIFFON ST E	\$437.74	206-710-059	SFR	3006 GRIFFON ST E	\$437.74
206-710-008	SFR	3293 GRIFFON ST W	\$437.74	206-710-060	SFR	3000 GRIFFON ST E	\$437.74
206-710-009	SFR	3301 GRIFFON ST W	\$437.74	206-720-001	SFR	3039 GRIFFON ST E	\$437.74
206-710-010	SFR	3309 GRIFFON ST W	\$437.74	206-720-002	SFR	3045 GRIFFON ST E	\$437.74
206-710-011	SFR	3317 GRIFFON ST W	\$437.74	206-720-003	SFR	3051 GRIFFON ST E	\$437.74
206-710-012	SFR	3325 GRIFFON ST W	\$437.74	206-720-004	SFR	3057 GRIFFON ST E	\$437.74
206-710-013	SFR	3333 GRIFFON ST W	\$437.74	206-720-005	SFR	3063 GRIFFON ST E	\$437.74
206-710-014	SFR	801 GRIFFON CT	\$437.74	206-720-006	SFR	3069 GRIFFON ST E	\$437.74
206-710-015	SFR	807 GRIFFON CT	\$437.74	206-720-007	SFR	3075 GRIFFON ST E	\$437.74
206-710-016	SFR	815 GRIFFON CT	\$437.74	206-720-008	SFR	3081 GRIFFON ST E	\$437.74
206-710-017	SFR	821 GRIFFON CT	\$437.74	206-720-009	SFR	3087 GRIFFON ST E	\$437.74
206-710-018	SFR	833 GRIFFON CT	\$437.74	206-720-010	SFR	3093 GRIFFON ST E	\$437.74
206-710-019	SFR	839 GRIFFON CT	\$437.74	206-720-011	SFR	3099 GRIFFON ST E	\$437.74
206-710-020	SFR	845 GRIFFON CT	\$437.74	206-720-012	SFR	3101 GRIFFON ST W	\$437.74
206-710-021	SFR	851 GRIFFON CT	\$437.74	206-720-013	SFR	3109 GRIFFON ST W	\$437.74
206-710-022	SFR	857 GRIFFON CT	\$437.74	206-720-014	SFR	3117 GRIFFON ST W	\$437.74
206-710-023	SFR	848 GRIFFON CT	\$437.74	206-720-015	SFR	3125 GRIFFON ST W	\$437.74
206-710-024	SFR	842 GRIFFON CT	\$437.74	206-720-016	SFR	3133 GRIFFON ST W	\$437.74
206-710-025	SFR	836 GRIFFON CT	\$437.74	206-720-017	SFR	3137 GRIFFON ST W	\$437.74
206-710-026	SFR	830 GRIFFON CT	\$437.74	206-720-018	SFR	3149 GRIFFON ST W	\$437.74
206-710-027	SFR	824 GRIFFON CT	\$437.74	206-720-019	SFR	3157 GRIFFON ST W	\$437.74
206-710-028	SFR	816 GRIFFON CT	\$437.74	206-720-020	SFR	3165 GRIFFON ST W	\$437.74
206-710-029	SFR	800 GRIFFON CT	\$437.74	206-720-021	SFR	3173 GRIFFON ST W	\$437.74
206-710-030	SFR	701 MASTINO CT	\$437.74	206-720-022	SFR	3181 GRIFFON ST W	\$437.74
206-710-031	SFR	709 MASTINO CT	\$437.74	206-720-023	SFR	3189 GRIFFON ST W	\$437.74
206-710-032	SFR	717 MASTINO CT	\$437.74	206-720-024	SFR	3197 GRIFFON ST W	\$437.74
206-710-033	SFR	725 MASTINO CT	\$437.74	206-720-025	SFR	3205 GRIFFON ST W	\$437.74
206-710-034	SFR	733 MASTINO CT	\$437.74	206-720-026	SFR	3213 GRIFFON ST W	\$437.74
206-710-035	SFR	741 MASTINO CT	\$437.74	206-720-027	SFR	3221 GRIFFON ST W	\$437.74
206-710-036	SFR	2224 LUSITANO ST	\$437.74	206-720-028	SFR	3229 GRIFFON ST W	\$437.74
206-710-037	SFR	2216 LUSITANO ST	\$437.74	206-720-029	SFR	3237 GRIFFON ST W	\$437.74
206-710-038	SFR	2208 LUSITANO ST	\$437.74	206-720-030	SFR	3245 GRIFFON ST W	\$437.74
206-710-039	SFR	2200 LUSITANO ST	\$437.74	206-720-031	SFR	3253 GRIFFON ST W	\$437.74
206-710-040	SFR	3318 GRIFFON ST W	\$437.74	206-720-032	SFR	3261 GRIFFON ST W	\$437.74
206-710-041	SFR	3312 GRIFFON ST W	\$437.74	206-720-033	SFR	3269 GRIFFON ST W	\$437.74
206-710-042	SFR	3306 GRIFFON ST W	\$437.74	206-720-034	SFR	3277 GRIFFON ST W	\$437.74
206-710-043	SFR	3300 GRIFFON ST W	\$437.74	206-720-035	SFR	3285 GRIFFON ST W	\$437.74
206-710-044	SFR	3294 GRIFFON ST W	\$437.74	206-720-036	SFR	3288 GRIFFON ST W	\$437.74
206-710-045	SFR	3848 WELSHLAND ST	\$437.74	206-720-037	SFR	3280 GRIFFON ST W	\$437.74
206-710-046	SFR	3836 WELSHLAND ST	\$437.74	206-720-038	SFR	3272 GRIFFON ST W	\$437.74
206-710-047	SFR	3824 WELSHLAND ST	\$437.74	206-720-039	SFR	3264 GRIFFON ST W	\$437.74
206-710-048	SFR	3812 WELSHLAND ST	\$437.74	206-720-040	SFR	3256 GRIFFON ST W	\$437.74
206-710-049	SFR	3800 WELSHLAND ST	\$437.74	206-720-041	SFR	3248 GRIFFON ST W	\$437.74

Assessor's Parcel Number	Classification	Property Address	FY18-19 Service Charge	Assessor's Parcel Number	Classification	Property Address	FY18-19 Service Charge
206-720-042	SFR	3240 GRIFFON ST W	\$437.74	206-730-016	SFR	5071 ENDERBY ST	\$437.74
206-720-043	SFR	901 ARMANT CT	\$437.74	206-730-017	SFR	5077 ENDERBY ST	\$437.74
206-720-044	SFR	909 ARMANT CT	\$437.74	206-730-018	SFR	5083 ENDERBY ST	\$437.74
206-720-045	SFR	917 ARMANT CT	\$437.74	206-730-019	SFR	5089 ENDERBY ST	\$437.74
206-720-046	SFR	925 ARMANT CT	\$437.74	206-730-020	SFR	421 BENGALI CT	\$437.74
206-720-047	SFR	3198 GRIFFON ST W	\$437.74	206-730-021	SFR	427 BENGALI CT	\$437.74
206-720-048	SFR	3172 GRIFFON ST W	\$437.74	206-730-022	SFR	433 BENGALI CT	\$437.74
206-720-049	SFR	3148 GRIFFON ST W	\$437.74	206-730-023	SFR	439 BENGALI CT	\$437.74
206-720-050	SFR	3136 GRIFFON ST W	\$437.74	206-730-024	SFR	445 BENGALI CT	\$437.74
206-720-051	SFR	3124 GRIFFON ST W	\$437.74	206-730-025	SFR	451 BENGALI CT	\$437.74
206-720-052	SFR	3112 GRIFFON ST W	\$437.74	206-730-026	SFR	457 BENGALI CT	\$437.74
206-720-053	SFR	3100 GRIFFON ST W	\$437.74	206-730-030	SFR	460 BENGALI CT	\$437.74
206-720-054	SFR	3968 WELSHLAND ST	\$437.74	206-730-031	SFR	454 BENGALI CT	\$437.74
206-720-055	SFR	3956 WELSHLAND ST	\$437.74	206-730-032	SFR	448 BENGALI CT	\$437.74
206-720-056	SFR	3944 WELSHLAND ST	\$437.74	206-730-033	SFR	442 BENGALI CT	\$437.74
206-720-057	SFR	3932 WELSHLAND ST	\$437.74	206-730-034	SFR	436 BENGALI CT	\$437.74
206-720-058	SFR	3920 WELSHLAND ST	\$437.74	206-730-035	SFR	5086 ENDERBY ST	\$437.74
206-720-059	SFR	3908 WELSHLAND ST	\$437.74	206-730-036	SFR	5080 ENDERBY ST	\$437.74
206-720-060	SFR	3896 WELSHLAND ST	\$437.74	206-730-037	SFR	5074 ENDERBY ST	\$437.74
206-720-061	SFR	3884 WELSHLAND ST	\$437.74	206-730-038	SFR	5068 ENDERBY ST	\$437.74
206-720-062	SFR	3872 WELSHLAND ST	\$437.74	206-730-039	SFR	5062 ENDERBY ST	\$437.74
206-720-063	SFR	3860 WELSHLAND ST	\$437.74	206-730-040	SFR	5056 ENDERBY ST	\$437.74
206-720-064	SFR	3863 WELSHLAND ST	\$437.74	206-730-041	SFR	5050 ENDERBY ST	\$437.74
206-720-065	SFR	3875 WELSHLAND ST	\$437.74	206-730-042	SFR	5044 ENDERBY ST	\$437.74
206-720-066	SFR	3887 WELSHLAND ST	\$437.74	206-730-043	SFR	5038 ENDERBY ST	\$437.74
206-720-067	SFR	3899 WELSHLAND ST	\$437.74	206-730-044	SFR	5032 ENDERBY ST	\$437.74
206-720-068	SFR	3911 WELSHLAND ST	\$437.74	206-730-045	SFR	5026 ENDERBY ST	\$437.74
206-720-069	SFR	3923 WELSHLAND ST	\$437.74	206-730-046	SFR	5020 ENDERBY ST	\$437.74
206-720-070	SFR	3935 WELSHLAND ST	\$437.74	206-730-047	SFR	5014 ENDERBY ST	\$437.74
206-720-071	SFR	3947 WELSHLAND ST	\$437.74	206-730-048	SFR	5008 ENDERBY ST	\$437.74
206-720-072	SFR	3072 GRIFFON ST E	\$437.74	206-730-049	SFR	5002 ENDERBY ST	\$437.74
206-720-073	SFR	3066 GRIFFON ST E	\$437.74	206-730-050	SFR	463 BENGALI CT	\$437.74
206-720-074	SFR	3060 GRIFFON ST E	\$437.74	206-730-051	SFR	472 BENGALI CT	\$437.74
206-720-075	SFR	3054 GRIFFON ST E	\$437.74	206-730-052	SFR	466 BENGALI CT	\$437.74
206-720-076	SFR	3048 GRIFFON ST E	\$437.74	206-740-001	SFR	430 BENGALI CT	\$437.74
206-720-077	SFR	3042 GRIFFON ST E	\$437.74	206-740-002	SFR	418 BENGALI CT	\$437.74
206-720-078	SFR	3036 GRIFFON ST E	\$437.74	206-740-003	SFR	412 BENGALI CT	\$437.74
206-730-001	SFR	305 MASHONA CT	\$437.74	206-740-004	SFR	406 BENGALI CT	\$437.74
206-730-002	SFR	311 MASHONA CT	\$437.74	206-740-005	SFR	400 BENGALI CT	\$437.74
206-730-003	SFR	317 MASHONA CT	\$437.74	206-740-006	SFR	5398 BENGALI ST	\$437.74
206-730-004	SFR	321 MASHONA CT	\$437.74	206-740-007	SFR	5392 BENGALI ST	\$437.74
206-730-005	SFR	331 MASHONA CT	\$437.74	206-740-008	SFR	5386 BENGALI ST	\$437.74
206-730-006	SFR	326 MASHONA CT	\$437.74	206-740-009	SFR	5380 BENGALI ST	\$437.74
206-730-007	SFR	318 MASHONA CT	\$437.74	206-740-010	SFR	5374 BENGALI ST	\$437.74
206-730-008	SFR	310 MASHONA CT	\$437.74	206-740-011	SFR	5268 BENGALI ST	\$437.74
206-730-009	SFR	302 MASHONA CT	\$437.74	206-740-012	SFR	5262 BENGALI ST	\$437.74
206-730-010	SFR	5035 ENDERBY ST	\$437.74	206-740-013	SFR	5256 BENGALI ST	\$437.74
206-730-011	SFR	5041 ENDERBY ST	\$437.74	206-740-014	SFR	5250 BENGALI ST	\$437.74
206-730-012	SFR	5047 ENDERBY ST	\$437.74	206-740-015	SFR	5244 BENGALI ST	\$437.74
206-730-013	SFR	5053 ENDERBY ST	\$437.74	206-740-016	SFR	5238 BENGALI ST	\$437.74
206-730-014	SFR	5059 ENDERBY ST	\$437.74	206-740-017	SFR	5493 BELARUS ST	\$437.74
206-730-015	SFR	5065 ENDERBY ST	\$437.74	206-740-018	SFR	5499 BELARUS ST	\$437.74



Assessor's Parcel Number	Classification	Property Address	FY18-19 Service Charge	Assessor's Parcel Number	Classification	Property Address	FY18-19 Service Charge
206-740-019	SFR	5505 BELARUS ST	\$437.74	206-750-042	SFR	5227 BENGALI ST	\$437.74
206-740-020	SFR	5511 BELARUS ST	\$437.74	206-750-043	SFR	5654 EVOLENE ST	\$437.74
206-740-021	SFR	5517 BELARUS ST	\$437.74	206-750-044	SFR	5648 EVOLENE ST	\$437.74
206-740-022	SFR	5523 BELARUS ST	\$437.74	206-750-045	SFR	5642 EVOLENE ST	\$437.74
206-740-023	SFR	5529 BELARUS ST	\$437.74	206-750-046	SFR	5636 EVOLENE ST	\$437.74
206-740-024	SFR	5535 BELARUS ST	\$437.74	206-750-047	SFR	5630 EVOLENE ST	\$437.74
206-740-025	SFR	205 VESTLAND CT	\$437.74	206-750-048	SFR	5624 EVOLENE ST	\$437.74
206-740-026	SFR	211 VESTLAND CT	\$437.74	206-750-049	SFR	5618 EVOLENE ST	\$437.74
206-740-027	SFR	217 VESTLAND CT	\$437.74	206-750-050	SFR	5612 EVOLENE ST	\$437.74
206-740-028	SFR	220 VESTLAND CT	\$437.74	206-750-051	SFR	5434 BELARUS ST	\$437.74
206-740-029	SFR	5373 BENGALI ST	\$437.74	206-750-052	SFR	5426 BELARUS ST	\$437.74
206-750-001	SFR	5224 BENGALI ST	\$437.74	206-750-053	SFR	5418 BELARUS ST	\$437.74
206-750-002	SFR	5218 BENGALI ST	\$437.74	206-750-054	SFR	5410 BELARUS ST	\$437.74
206-750-003	SFR	5212 BENGALI ST	\$437.74	206-750-055	SFR	5409 BELARUS ST	\$437.74
206-750-004	SFR	5206 BENGALI ST	\$437.74	206-750-056	SFR	5415 BELARUS ST	\$437.74
206-750-005	SFR	5200 BENGALI ST	\$437.74	206-750-057	SFR	5421 BELARUS ST	\$437.74
206-750-006	SFR	5194 BENGALI ST	\$437.74	206-750-058	SFR	5427 BELARUS ST	\$437.74
206-750-007	SFR	5188 BENGALI ST	\$437.74	206-750-059	SFR	5433 BELARUS ST	\$437.74
206-750-008	SFR	5182 BENGALI ST	\$437.74	206-750-060	SFR	5439 BELARUS ST	\$437.74
206-750-009	SFR	5176 BENGALI ST	\$437.74	206-750-061	SFR	5445 BELARUS ST	\$437.74
206-750-010	SFR	5170 BENGALI ST	\$437.74	206-750-062	SFR	5451 BELARUS ST	\$437.74
206-750-011	SFR	5164 BENGALI ST	\$437.74	206-750-063	SFR	5446 BELARUS ST	\$437.74
206-750-012	SFR	5158 BENGALI ST	\$437.74	206-750-064	SFR	5611 EVOLENE ST	\$437.74
206-750-013	SFR	5152 BENGALI ST	\$437.74	206-750-065	SFR	5617 EVOLENE ST	\$437.74
206-750-014	SFR	5146 BENGALI ST	\$437.74	206-750-066	SFR	5623 EVOLENE ST	\$437.74
206-750-015	SFR	5140 BENGALI ST	\$437.74	206-750-067	SFR	5629 EVOLENE ST	\$437.74
206-750-016	SFR	5134 BENGALI ST	\$437.74	206-750-068	SFR	5635 EVOLENE ST	\$437.74
206-750-017	SFR	5128 BENGALI ST	\$437.74	206-750-069	SFR	5639 EVOLENE ST	\$437.74
206-750-018	SFR	5122 BENGALI ST	\$437.74	206-750-070	SFR	5647 EVOLENE ST	\$437.74
206-750-019	SFR	5116 BENGALI ST	\$437.74	206-750-071	SFR	5653 EVOLENE ST	\$437.74
206-750-020	SFR	101 BALTANA CT	\$437.74	206-750-072	SFR	5659 EVOLENE ST	\$437.74
206-750-021	SFR	109 BALTANA CT	\$437.74	206-750-073	SFR	5665 EVOLENE ST	\$437.74
206-750-022	SFR	117 BALTANA CT	\$437.74	206-750-074	SFR	5534 BELARUS ST	\$437.74
206-750-023	SFR	116 BALTANA CT	\$437.74	206-750-075	SFR	5526 BELARUS ST	\$437.74
206-750-024	SFR	108 BALTANA CT	\$437.74	206-750-076	SFR	5518 BELARUS ST	\$437.74
206-750-025	SFR	100 BALTANA CT	\$437.74	206-750-077	SFR	5510 BELARUS ST	\$437.74
206-750-026	SFR	5101 BENGALI ST	\$437.74	206-750-078	SFR	5502 BELARUS ST	\$437.74
206-750-027	SFR	5107 BENGALI ST	\$437.74	206-750-079	SFR	5494 BELARUS ST	\$437.74
206-750-028	SFR	5113 BENGALI ST	\$437.74	206-750-080	SFR	5486 BELARUS ST	\$437.74
206-750-029	SFR	5119 BENGALI ST	\$437.74	206-750-081	SFR	5478 BELARUS ST	\$437.74
206-750-030	SFR	5402 BELARUS ST	\$437.74	206-750-082	SFR	5470 BELARUS ST	\$437.74
206-750-031	SFR	5139 BENGALI ST	\$437.74	206-750-083	SFR	5462 BELARUS ST	\$437.74
206-750-032	SFR	5147 BENGALI ST	\$437.74	206-750-084	SFR	5454 BELARUS ST	\$437.74
206-750-033	SFR	5155 BENGALI ST	\$437.74	206-750-085	SFR	5457 BELARUS ST	\$437.74
206-750-034	SFR	5163 BENGALI ST	\$437.74	206-750-086	SFR	5463 BELARUS ST	\$437.74
206-750-035	SFR	5171 BENGALI ST	\$437.74	206-750-087	SFR	5469 BELARUS ST	\$437.74
206-750-036	SFR	5179 BENGALI ST	\$437.74	206-750-088	SFR	5475 BELARUS ST	\$437.74
206-750-037	SFR	5187 BENGALI ST	\$437.74	206-750-089	SFR	5481 BELARUS ST	\$437.74
206-750-038	SFR	5195 BENGALI ST	\$437.74	206-750-090	SFR	5489 BELARUS ST	\$437.74
206-750-039	SFR	5203 BENGALI ST	\$437.74	206-760-001	SFR	CHARBRAY ST	\$437.74
206-750-040	SFR	5211 BENGALI ST	\$437.74	206-760-002	SFR	1234 CHARBRAY ST	\$437.74
206-750-041	SFR	5219 BENGALI ST	\$437.74	206-760-003	SFR	1242 CHARBRAY ST	\$437.74

Assessor's Parcel Number	Classification	Property Address	FY18-19 Service Charge	Assessor's Parcel Number	Classification	Property Address	FY18-19 Service Charge
206-760-004	SFR	1250 CHARBRAY ST	\$437.74	206-800-010	SFR	3036 GRITSTONE ST	\$437.74
206-760-005	SFR	1258 CHARBRAY ST	\$437.74	206-800-011	SFR	3044 GRITSTONE ST	\$437.74
206-760-007	SFR	1274 CHARBRAY ST	\$437.74	206-800-012	SFR	3048 GRITSTONE ST	\$437.74
206-760-008	SFR	1282 CHARBRAY ST	\$437.74	206-800-013	SFR	3052 GRITSTONE ST	\$437.74
206-760-009	SFR	1290 CHARBRAY ST	\$437.74	206-800-014	SFR	11 BALTANA PL	\$437.74
206-760-011	SFR	1239 CHARBRAY ST	\$437.74	206-800-015	SFR	15 BALTANA PL	\$437.74
206-760-012	SFR	1245 CHARBRAY ST	\$437.74	206-800-016	SFR	19 BALTANA PL	\$437.74
206-760-013	SFR	CHARBRAY ST	\$437.74	206-800-017	SFR	23 BALTANA PL	\$437.74
206-760-014	SFR	CHARBRAY ST	\$437.74	206-800-018	SFR	27 BALTANA PL	\$437.74
206-760-015	SFR	1263 CHARBRAY ST	\$437.74	206-800-019	SFR	31 BALTANA PL	\$437.74
206-760-016	SFR	1269 CHARBRAY ST	\$437.74	206-800-020	SFR	35 BALTANA PL	\$437.74
206-760-017	SFR	1275 CHARBRAY ST	\$437.74	206-800-021	SFR	39 BALTANA PL	\$437.74
206-760-019	SFR	CHARBRAY ST	\$437.74	206-800-022	SFR	43 BALTANA PL	\$437.74
206-760-020	SFR	1293 CHARBRAY ST	\$437.74	206-800-023	SFR	51 BALTANA PL	\$437.74
206-760-021	SFR	CHARBRAY ST	\$437.74	206-800-024	SFR	46 BALTANA PL	\$437.74
206-770-001	SFR	1306 CHARBRAY ST	\$437.74	206-800-025	SFR	42 BALTANA PL	\$437.74
206-770-002	SFR	1314 CHARBRAY ST	\$437.74	206-800-026	SFR	38 BALTANA PL	\$437.74
206-770-003	SFR	CHARBRAY ST	\$437.74	206-800-027	SFR	34 BALTANA PL	\$437.74
206-770-004	SFR	1330 CHARBRAY ST	\$437.74	206-800-028	SFR	30 BALTANA PL	\$437.74
206-770-005	SFR	CHARBRAY ST	\$437.74	206-800-029	SFR	26 BALTANA PL	\$437.74
206-770-006	SFR	CHARBRAY ST	\$437.74	206-800-030	SFR	18 BALTANA PL	\$437.74
206-770-008	SFR	1362 CHARBRAY ST	\$437.74	206-800-031	SFR	14 BALTANA PL	\$437.74
206-770-009	SFR	CONNEMARA CT	\$437.74	206-800-032	SFR	10 BALTANA PL	\$437.74
206-770-010	SFR	900 CONNEMARA CT	\$437.74	206-800-033	SFR	201 FONTHILL CT	\$437.74
206-770-011	SFR	CONNEMARA CT	\$437.74	206-800-034	SFR	207 FONTHILL CT	\$437.74
206-770-012	SFR	916 CONNEMARA CT	\$437.74	206-800-035	SFR	213 FONTHILL CT	\$437.74
206-770-013	SFR	924 CONNEMARA CT	\$437.74	206-800-036	SFR	219 FONTHILL CT	\$437.74
206-770-014	SFR	CONNEMARA CT	\$437.74	206-800-037	SFR	218 FONTHILL CT	\$437.74
206-770-015	SFR	940 CONNEMARA CT	\$437.74	206-800-038	SFR	212 FONTHILL CT	\$437.74
206-770-016	SFR	1307 CHARBRAY ST	\$437.74	206-800-039	SFR	206 FONTHILL CT	\$437.74
206-770-017	SFR	1315 CHARBRAY ST	\$437.74	206-800-040	SFR	200 FONTHILL CT	\$437.74
206-770-018	SFR	1323 CHARBRAY ST	\$437.74	206-800-041	SFR	3027 GRITSTONE ST	\$437.74
206-770-019	SFR	1331 CHARBRAY ST	\$437.74	206-800-042	SFR	107 CAPARI CT	\$437.74
206-770-020	SFR	1339 CHARBRAY ST	\$437.74	206-800-043	SFR	112 CAPARI CT	\$437.74
206-770-021	SFR	CHARBRAY ST	\$437.74	206-800-044	SFR	106 CAPARI CT	\$437.74
206-770-023	SFR	909 CONNEMARA CT	\$437.74	206-800-045	SFR	100 CAPARI CT	\$437.74
206-770-024	SFR	CHARBRAY ST	\$437.74	206-800-051	SFR	406 VENDEEN CT	\$437.74
206-770-025	SFR	CHARBRAY ST	\$437.74	206-800-052	SFR	412 VENDEEN CT	\$437.74
206-770-026	SFR	CHARBRAY ST	\$437.74	206-800-053	SFR	418 VENDEEN CT	\$437.74
206-770-027	SFR	943 CONNEMARA CT	\$437.74	206-800-054	SFR	VENDEEN CT	\$437.74
206-780-001	SFR	MASSARA ST	\$437.74	206-800-055	SFR	VENDEEN CT	\$437.74
206-790-012	SFR	TURANIAN CT	\$437.74	206-800-057	SFR	415 VENDEEN CT	\$437.74
206-790-013	SFR	TURANIAN CT	\$437.74	206-800-058	SFR	405 VENDEEN CT	\$437.74
206-790-014	SFR	TURANIAN CT	\$437.74	206-800-059	SFR	304 OBERLAND CT	\$437.74
206-790-025	SFR	ROBERT DUCHI WAY	\$437.74	206-800-060	SFR	310 OBERLAND CT	\$437.74
206-800-003	SFR	3008 GRITSTONE ST	\$437.74	206-800-061	SFR	316 OBERLAND CT	\$437.74
206-800-004	SFR	3012 GRITSTONE ST	\$437.74	206-800-062	SFR	OBERLAND CT	\$437.74
206-800-005	SFR	3016 GRITSTONE ST	\$437.74	206-800-063	SFR	325 OBERLAND CT	\$437.74
206-800-006	SFR	3020 GRITSTONE ST	\$437.74	206-800-064	SFR	OBERLAND CT	\$437.74
206-800-007	SFR	3024 GRITSTONE ST	\$437.74	206-800-065	SFR	313 OBERLAND CT	\$437.74
206-800-008	SFR	3028 GRITSTONE ST	\$437.74	206-800-066	SFR	307 OBERLAND CT	\$437.74
206-800-009	SFR	3032 GRITSTONE ST	\$437.74	206-800-067	SFR	OBERLAND CT	\$437.74

Assessor's Parcel Number	Classification	Property Address	FY18-19 Service Charge	Assessor's Parcel Number	Classification	Property Address	FY18-19 Service Charge
206-810-001	SFR	2068 DRYSDALE ST	\$437.74	206-820-022	SFR	CORRIEDALE CT	\$437.74
206-810-002	SFR	2064 DRYSDALE ST	\$437.74	206-820-023	SFR	CORRIEDALE CT	\$437.74
206-810-003	SFR	2066 DRYSDALE ST	\$437.74	206-820-024	SFR	CORRIEDALE CT	\$437.74
206-810-004	SFR	2056 DRYSDALE ST	\$437.74	206-820-025	SFR	CORRIEDALE CT	\$437.74
206-810-005	SFR	2052 DRYSDALE ST	\$437.74	206-820-026	SFR	213 CORRIEDALE CT	\$437.74
206-810-006	SFR	2048 DRYSDALE ST	\$437.74	206-820-027	SFR	CORRIEDALE CT	\$437.74
206-810-007	SFR	2044 DRYSDALE ST	\$437.74	206-820-028	SFR	552 CORRIEDALE CT	\$437.74
206-810-008	SFR	2040 DRYSDALE ST	\$437.74	206-820-029	SFR	KERRY HILL ST	\$437.74
206-810-009	SFR	2036 DRYSDALE ST	\$437.74	206-820-030	SFR	KERRY HILL ST	\$437.74
206-810-010	SFR	2032 DRYSDALE ST	\$437.74	206-820-031	SFR	KERRY HILL ST	\$437.74
206-810-011	SFR	2026 DRYSDALE ST	\$437.74	206-820-035	SFR	KERRY HILL ST	\$437.74
206-810-012	SFR	2016 DRYSDALE ST	\$437.74	206-820-036	SFR	KERRY HILL ST	\$437.74
206-810-013	SFR	2010 DRYSDALE ST	\$437.74	206-820-037	SFR	KERRY HILL ST	\$437.74
206-810-014	SFR	2004 DRYSDALE ST	\$437.74	206-820-039	SFR	GRITSTONE ST	\$437.74
206-810-015	SFR	2000 DRYSDALE ST	\$437.74	206-820-044	SFR	KERRY HILL ST	\$437.74
206-810-016	SFR	2001 DRYSDALE ST	\$437.74	206-820-046	SFR	KERRY HILL ST	\$437.74
206-810-017	SFR	2005 DRYSDALE ST	\$437.74	206-820-047	SFR	KERRY HILL ST	\$437.74
206-810-018	SFR	2009 DRYSDALE ST	\$437.74	206-820-048	SFR	KERRY HILL ST	\$437.74
206-810-019	SFR	2013 DRYSDALE ST	\$437.74	206-820-049	SFR	KERRY HILL ST	\$437.74
206-810-020	SFR	2017 DRYSDALE ST	\$437.74	206-820-050	SFR	KERRY HILL ST	\$437.74
206-810-021	SFR	2021 DRYSDALE ST	\$437.74	206-820-051	SFR	KERRY HILL ST	\$437.74
206-810-022	SFR	2025 DRYSDALE ST	\$437.74	206-820-052	SFR	KERRY HILL ST	\$437.74
206-810-023	SFR	2029 DRYSDALE ST	\$437.74	206-820-053	SFR	KERRY HILL ST	\$437.74
206-810-024	SFR	2033 DRYSDALE ST	\$437.74	206-820-054	SFR	KERRY HILL ST	\$437.74
206-810-025	SFR	2037 DRYSDALE ST	\$437.74	206-820-055	SFR	2096 DRYSDALE ST	\$437.74
206-810-026	SFR	2041 DRYSDALE ST	\$437.74	206-820-056	SFR	2092 DRYSDALE ST	\$437.74
206-810-027	SFR	2045 DRYSDALE ST	\$437.74	206-820-057	SFR	2088 DRYSDALE ST	\$437.74
206-810-028	SFR	2049 DRYSDALE ST	\$437.74	206-820-058	SFR	2084 DRYSDALE ST	\$437.74
206-810-029	SFR	2053 DRYSDALE ST	\$437.74	206-820-059	SFR	2080 DRYSDALE ST	\$437.74
206-810-030	SFR	2057 DRYSDALE ST	\$437.74	206-820-060	SFR	2076 DRYSDALE ST	\$437.74
206-810-031	SFR	2061 DRYSDALE ST	\$437.74	206-820-061	SFR	2072 DRYSDALE ST	\$437.74
206-820-001	SFR	2071 DRYSDALE ST	\$437.74				
206-820-002	SFR	2079 DRYSDALE ST	\$437.74				
206-820-003	SFR	2087 DRYSDALE ST	\$437.74				
206-820-004	SFR	2091 DRYSDALE ST	\$437.74				
206-820-005	SFR	2095 DRYSDALE ST	\$437.74				
206-820-006	SFR	3001 DRYSDALE ST	\$437.74				
206-820-007	SFR	3005 DRYSDALE ST	\$437.74				
206-820-008	SFR	3009 DRYSDALE ST	\$437.74				
206-820-009	SFR	506 DAMARA CT	\$437.74				
206-820-010	SFR	DAMARA CT	\$437.74				
206-820-011	SFR	513 DAMARA CT	\$437.74				
206-820-012	SFR	507 DAMARA CT	\$437.74				
206-820-013	SFR	3013 DRYSDALE ST	\$437.74				
206-820-014	SFR	3017 DRYSDALE ST	\$437.74				
206-820-015	SFR	3020 DRYSDALE ST	\$437.74				
206-820-016	SFR	3016 DRYSDALE ST	\$437.74				
206-820-017	SFR	DRYSDALE ST	\$437.74				
206-820-018	SFR	3008 DRYSDALE ST	\$437.74				
206-820-019	SFR	3004 DRYSDALE ST	\$437.74				
206-820-020	SFR	3000 DRYSDALE ST	\$437.74				
206-820-021	SFR	CORRIEDALE CT	\$437.74				
				<b>Total Parcels:</b>	<b>1,123</b>		
				<b>Total</b>			
				<b>Assessment:</b>	<b>\$547,974.26</b>		



**Contra  
Costa  
County**

To: Board of Supervisors  
From: Keith Freitas, Airports Director  
Date: July 24, 2018

Subject: APPROVE and AUTHORIZE the Director of Airports, or designee, to execute a hangar rental agreement with Buchanan Field Airport Hangar tenant

---

**RECOMMENDATION(S):**

APPROVE and AUTHORIZE the Director of Airports, or designee, to execute a month-to-month hangar rental agreement with Edgar Moghis for a T-hangar at Buchanan Field Airport effective July 1, 2018 in the monthly amount of \$394.10, Pacheco area (District IV).

**FISCAL IMPACT:**

The Airport Enterprise Fund will realize \$4,729.20 annually.

**BACKGROUND:**

On September 1, 1970, Buchanan Airport Hangar Company entered into a 30-year lease with Contra Costa County for the construction of seventy-five (75) hangars and eighteen (18) aircraft shelters/shade hangars at Buchanan Field Airport. In 1977 Buchanan Airport Hangar Company amended their lease to allow for the construction of another 30-year lease with Contra Costa County for the construction of seventeen (17) additional hangars. Buchanan Airport Hangar Company was

- 
- APPROVE  OTHER  
 RECOMMENDATION OF CNTY ADMINISTRATOR  RECOMMENDATION OF BOARD COMMITTEE
- 

Action of Board On: **07/24/2018**  APPROVED AS RECOMMENDED  OTHER

Clerks Notes:

**VOTE OF SUPERVISORS**

I hereby certify that this is a true and correct copy of an action taken and entered on the minutes of the Board of Supervisors on the date shown.

ATTESTED: July 24, 2018

Contact: Beth Lee, (925)  
681-4200

David J. Twa, County Administrator and Clerk of the Board of Supervisors

By: , Deputy

cc:

BACKGROUND: (CONT'D)

responsible for the maintenance and property management of the property during the lease period.

On September 1, 2000, the ninety-three (93) t- and shade hangars at Buchanan Field reverted to the County ownership pursuant to the terms of the above lease.

On November 14, 2006, the Contra Costa County Board of Supervisors approved the form of the T-Hangar and Shade Hangar Rental Agreement for use with renting the County's t-hangars, shade hangars, medium hangars, and executive hangars at Buchanan Field Airport.

On February 16, 2007, the additional seventeen (17) hangars at Buchanan Field reverted back to the County pursuant to the above referenced lease. This row included six (6) large hangars which were not covered by the approved T-Hangar and Shade Hangar Rental Agreement.

On February 23, 2007, Contra Costa County Board of Supervisors approved the new Large Hangar Rental Agreement for use with the large East Ramp Hangars.

On January 16, 2009, Contra Costa County Board of Supervisors approved an amendment to the T-Hangar and Shade Hangar Rental Agreement and the Large Hangar Rental Agreement (combined "Hangar Rental Agreements") which removed the Aircraft Physical Damage Insurance requirement. The Hangar Rental Agreements are the current forms in use for rental of all the County hangars at Buchanan Field Airport.

CONSEQUENCE OF NEGATIVE ACTION:

A negative action will cause a loss of revenue to the Airport Enterprise Fund.

ATTACHMENTS

Hangar Rental Agmt - Edgar Moghis

## CONTRA COSTA COUNTY - BUCHANAN FIELD AIRPORT

### T-HANGAR AND SHADE HANGAR RENTAL AGREEMENT

1. **PARTIES:** July 1, 2018 ("Effective Date"), the COUNTY OF CONTRA COSTA, a political subdivision of the State of California ("Airport"), Edgar Moghis ("Renter"), hereby mutually agree and promise as follows:
  
2. **RENTER AND AIRCRAFT INFORMATION:** Simultaneous with the execution of this T-Hangar and Shade Hangar Rental Agreement ("**Rental Agreement**") by Renter, Renter shall complete the Renter and Aircraft Information Form. A completed copy of the Renter and Aircraft Information Form is attached hereto as Exhibit "A" and incorporated herein. Renter must also provide to Airport at that time, for inspection and copying, (1) the original current Aircraft Registration or, if the aircraft described in Exhibit A is under construction, the plans for and proof of ownership of such aircraft; and (2) the insurance information required by Section 16 below.
  
3. **PURPOSE:** The purpose of this Rental Agreement is to provide for the rental of a T-Hangar or Shade Hangar space at the Contra Costa County - Buchanan Field Airport for the storage of the aircraft described in the Renter and Aircraft Information Form ("**Renter's Aircraft**").
  
4. **PREMISES:** For and in consideration of the rents and faithful performance by Renter of the terms and conditions set forth herein, Airport hereby rents to Renter and Renter hereby rents from Airport that T-Hangar or Shade Hangar shown as # A-4 on the T-Hangar and Shade Hangar Site Plan, attached hereto as Exhibit B and incorporated herein. This T-Hangar or Shade Hangar is part of the T-Hangar and Shade Hangar Site ("**T-Hangar Site**") and shall hereinafter be described as the "**T-Hangar.**"  
  
Renter has inspected the T-Hangar and hereby accepts the T-Hangar in its present condition, as is, without any obligation on the part of Airport to make any alterations, improvements, or repairs in or about the T-Hangar.
  
5. **USE:** The T-Hangar shall be exclusively by Renter for the storage of Renter's Aircraft. In addition to the storage of Renter's Aircraft, Renter may use the T-Hangar for (1) the homebuilding, restoration and/or maintenance of Renter's Aircraft, provided that such homebuilding, restoration and/or maintenance is performed by Renter only and in conformance with all applicable statutes, ordinances, resolutions, regulations, orders, circulars (including but not limited to FAA Advisory Circular 20-27) and policies now in existence or adopted from time to time by the United States, the State of California, the County of Contra Costa and other government agencies with jurisdiction over Buchanan Field Airport; (2) the storage of and materials directly

related to the storage, construction of homebuilt planes homebuilding, restoration, and/or maintenance of Renter's Aircraft; (3) the storage of one boat, or one recreational vehicle, or one motorcycle, or one automobile, provided that Renter first provides to Airport proof of Renter's ownership and original registration of any stored boat or vehicle, for inspection and copying; and/or (4) the storage of comfort items (such as a couch, small refrigerator, etc.) that the Director of Airports, in his sole discretion, determines will not impede the use of the hangar for the storage of Renter's Aircraft, and are not prohibited by applicable building and fire codes. The T-Hangar shall not be used for any purpose not expressly set forth in this Section 5. Use.

The use of all or a portion of the T-Hangar for the storage of aircraft not owned or leased by Renter is prohibited. ("Aircraft not owned or leased by Renter" means any aircraft in which Renter does not have an ownership interest or which is not directly leased to Renter). Renter shall present proof of said ownership interest or lease to Airport upon request in addition to that information provided in Exhibit A.

If Renter's Aircraft is or becomes non-operational, it may be stored in the T-Hangar only if it is being homebuilt or restored by Renter. Prior to the commencement of any such homebuilding or restoration, Renter shall provide to Airport (1) a copy of the purchase agreement or (2) a valid federal registration number. If Renter's Aircraft is not registered as of the Effective Date, upon completion of construction, Renter shall register and apply for an airworthiness certificate for Renter's Aircraft in accordance with all applicable federal statutes and regulations and provide the original registration and certification to Airport, for inspection and copying, immediately upon receipt by Renter. On or before January 1 of each year, if the homebuilding or restoration has not been completed, Renter shall provide a written annual report to the Director of Airports that details the homebuilding or restoration activity performed, work still required to be completed and an estimate of time of completion.

6. **TERM:** This Rental Agreement shall be from month to month commencing **July 1, 2018**, and shall continue until terminated. This Rental Agreement may be terminated by any party upon thirty (30) days written notice to the other party.

7. **RENT:**

A. **Monthly Rent and Additional Rent.** Renter shall pay \$ **394.10** in rent per month ("**Monthly Rent**") due and payable in advance on the first day of each calendar month, beginning on the commencement date of this Rental Agreement. Unless directed to do otherwise by Airport, Renter shall pay rent only in cash or by personal check, certified check, or money order. If the term of this Rental Agreement begins on a day other than the first day of the month, the Monthly Rent stated above for the first month shall be prorated



Contra  
Costa  
County

To: Board of Supervisors  
From: Brian M. Balbas, Public Works Director/Chief Engineer  
Date: July 24, 2018

Subject: Construction Contract for the Buchanan Field Airport F Row Hangar Improvements Project, Concord area

---

**RECOMMENDATION(S):**

(1) APPROVE plans, specifications, and design for the Buchanan Field Airport F Row Hangar Improvements Project, Concord area. (County Project No. 4853-4657-SAS-6X5341) (District IV)

(2) DETERMINE that Eagle Solutions, Inc., dba Eagle Builders (“Eagle Builders”), the lowest monetary bidder, has complied with the requirements of the County’s Outreach Program for this project, as provided in the project specifications, and the Board WAIVES any irregularities in such compliance; and FURTHER DETERMINE that Eagle Builders has submitted the lowest responsive and responsible bid for the project.

(3) AWARD the construction contract for the above project to Eagle Builders in the listed amount (\$650,000.00; Base Bid plus Bid Additive 2) and the unit prices submitted in the bid, and DIRECT that Eagle Builders shall present two good and sufficient surety bonds, as indicated below, and that the Public Works Director, or designee, shall prepare the contract.

(4) ORDER that, after the contractor has signed the contract and returned it, together with the bonds as noted below and any required certificates of insurance or other required documents, and the Public Works Director has reviewed and found them to be sufficient, the Public Works Director, or designee, is authorized to sign the contract for this Board.

---

APPROVE

OTHER

RECOMMENDATION OF CNTY ADMINISTRATOR

RECOMMENDATION OF BOARD COMMITTEE

---

Action of Board On: 07/24/2018  APPROVED AS RECOMMENDED  OTHER

Clerks Notes:

**VOTE OF SUPERVISORS**

I hereby certify that this is a true and correct copy of an action taken and entered on the minutes of the Board of Supervisors on the date shown.

ATTESTED: July 24, 2018

Contact: Kevin Emigh,  
925-313-2233

David J. Twa, County Administrator and Clerk of the Board of Supervisors

By: , Deputy

cc:



RECOMMENDATION(S): (CONTD)

(5) ORDER that, in accordance with the project specifications and/or upon signature of the contract by the Public Works Director, or designee, and bid bonds posted by the bidders are to be exonerated and any checks or cash submitted for security shall be returned.

(6) ORDER that, the Public Works Director, or designee, is authorized to sign any escrow agreements prepared for this project to permit the direct payment of retentions into escrow or the substitution of securities for moneys withheld by the County to ensure performance under the contract, pursuant to Public Contract Code Section 22300.

(7) DELEGATE, pursuant to Public Contract Code Section 4114, to the Public Works Director, or designee, the Board's functions under Public Contract Code Sections 4107 and 4110.

(8) DELEGATE, pursuant to Labor Code Section 6705, to the Public Works Director or to any registered civil or structural engineer employed by the County the authority to accept detailed plans showing the design of shoring, bracing, sloping, or other provisions to be made for worker protection during trench excavation covered by that section.

(9) DECLARE that, should the award of the contract to Eagle Builders be invalidated for any reason, the Board would not in any event have awarded the contract to any other bidder, but instead would have exercised its discretion to reject all of the bids received. Nothing in this Board Order shall prevent the Board from re-awarding the contract to another bidder in cases where the successful bidder establishes a mistake, refuses to sign the contract, or fails to furnish required bonds or insurance (see Public Contract Code Sections 5100-5107).

FISCAL IMPACT:

The construction contract will be funded by 100% Airport Enterprise Funds.

BACKGROUND:

The above project was previously approved by the Board of Supervisors, plans and specifications were filed with the Board, and bids were invited by the Public Works Director. On June 19, 2018, the Public Works Department received bids from the following contractors:

BIDDER, TOTAL AMOUNT, BOND AMOUNTS (Base Bid plus Bid Additive 2)

Eagle Solutions, Inc., dba Eagle Builders, \$650,000.00 Payment: \$650,000.00; Performance: \$650,000.00

Miles Construction Group, Inc., \$756,131.00

The bidder listed first above, Eagle Builders, submitted the lowest responsive and responsible bid, which is \$106,131.00 less than the next lowest bid.

The Public Works Director has reported that Eagle Builders documented an adequate good faith effort to comply with the requirements of the County's Outreach Program and exceeded the Mandatory Subcontracting Minimum, as provided in the project specifications, and the Public Works Director recommends that the construction contract be awarded to Eagle Builders.

The Public Works Director recommends that the bid submitted by Eagle Builders is the lowest responsive and responsible bid, and this Board concurs and so finds.

The Board of Supervisors previously determined that the project is exempt from the California Environmental Quality Act (CEQA) as a Class 1(c) Categorical Exemption, and a Notice of Exemption was filed with the County Clerk on March 27, 2018.

The general prevailing rates of wages, which shall be the minimum rates paid on this project, have been filed with the Clerk of the Board, and copies will be made available to any party upon request.

CONSEQUENCE OF NEGATIVE ACTION:

Construction of this project would be delayed, and the project might not be built.



**Contra  
Costa  
County**

To: Board of Supervisors  
From: Sharon L. Anderson, County Counsel  
Date: July 24, 2018

Subject: Public report of litigation settlement agreements that became final during the period of June 1, 2018, through June 30, 2018.

---

**RECOMMENDATION(S):**

RECEIVE public report of litigation settlement agreements that became final during the period of June 1, 2018, through June 30, 2018, as recommended by County Counsel.

**FISCAL IMPACT:**

Settlement amounts are listed below.

**BACKGROUND:**

Two agreements to settle pending litigation, as defined in Government Code section 54956.9, became final during the period of June 1, 2018, through June 30, 2018.

---

APPROVE

OTHER

RECOMMENDATION OF CNTY ADMINISTRATOR

RECOMMENDATION OF BOARD COMMITTEE

---

Action of Board On: **07/24/2018**  APPROVED AS RECOMMENDED  OTHER

Clerks Notes:

**VOTE OF SUPERVISORS**

I hereby certify that this is a true and correct copy of an action taken and entered on the minutes of the Board of Supervisors on the date shown.

ATTESTED: July 24, 2018

Contact: Thomas Geiger, (925)  
335-1800

David J. Twa, County Administrator and Clerk of the Board of Supervisors

By: , Deputy

cc:

BACKGROUND: (CONT'D)

David Hofman v. The County of Contra Costa Regional Medical Center, et al., CCC Sup. Ct. Case No. C16-02326. On February 6, 2018, the Board approved settlement of this medical malpractice lawsuit. The Board authorized settlement in the amount of \$200,000, inclusive of attorneys fees and costs, in closed session by a 5-0 vote. The settlement agreement was fully executed on June 18, 2018. The funding source is the Risk Management Medical Malpractice Internal Service Fund.

Natalie Carranza v. Contra Costa County, EEOC Case No. 555-2016-00066. On June 26, 2018, the Board approved settlement of this employment lawsuit. The Board authorized settlement in the amount of \$75,000, inclusive of attorneys fees and costs, in closed session by a 5-0 vote. The settlement agreement became final on June 26, 2018. The funding source is the Risk Management Liability Service Fund.

This report includes final settlements of litigation matters handled by the Office of the County Counsel. This report does not include litigation settlements that were reported by the Risk Management Division of the County Administrator's Office as a consent item on the Board's open session agenda.

CONSEQUENCE OF NEGATIVE ACTION:

The report would not be accepted.



**Contra  
Costa  
County**

To: Board of Supervisors  
From: David Twa, County Administrator  
Date: July 24, 2018

Subject: Claims

---

**RECOMMENDATION(S):**

DENY claims filed by Jody K. Fix and Joshua SanMarco.

**FISCAL IMPACT:**

No fiscal impact.

**BACKGROUND:**

Jody K. Fix: Property claim for damage to door in the amount of \$490. Claimant alleges her front door was damaged when it was kicked in by Sheriff's deputies in Bay Point.

Joshua SanMarco: Personal injury claim for motorcycle accident in undisclosed amount. Claimant alleges the accident was caused by a defect in the roadway in Pinole.

---

APPROVE

OTHER

RECOMMENDATION OF CNTY ADMINISTRATOR

RECOMMENDATION OF BOARD COMMITTEE

---

Action of Board On: **07/24/2018**  APPROVED AS RECOMMENDED  OTHER

Clerks Notes:

**VOTE OF SUPERVISORS**

I hereby certify that this is a true and correct copy of an action taken and entered on the minutes of the Board of Supervisors on the date shown.

ATTESTED: July 24, 2018

Contact: Scott Selby  
925.335.1400

David J. Twa, County Administrator and Clerk of the Board of Supervisors

By: , Deputy

cc:



Contra  
Costa  
County

To: Board of Supervisors  
From: Sharon L. Anderson, County Counsel  
Date: July 24, 2018

Subject: Rescission of the Environmental Impact Report and Land Use Permit for the Phillips 66 Propane Recovery Project.

---

**RECOMMENDATION(S):**

RESCIND and SET ASIDE the Board of Supervisors' February 3, 2015, certification of the Environmental Impact Report for the Phillips 66 Propane Recovery Project (State Clearinghouse No. 2012072046).

RESCIND and SET ASIDE the Board of Supervisors' February 3, 2015, approval of the Land Use Permit for the Phillips 66 Propane Recovery Project (County File No. LP12-2073).

AUTHORIZE County Counsel, or designee, to file an initial return to the peremptory writ of mandate issued in *Communities for a Better Environment, et al. v. Contra Costa County, et al. and Phillips 66 Company*, Contra Costa County Superior Court Case Nos. N15-0301, N15-0345, N15-0381.

---

APPROVE

OTHER

RECOMMENDATION OF CNTY ADMINISTRATOR

RECOMMENDATION OF BOARD COMMITTEE

---

Action of Board On: **07/24/2018**  APPROVED AS RECOMMENDED  OTHER

Clerks Notes:

**VOTE OF SUPERVISORS**

I hereby certify that this is a true and correct copy of an action taken and entered on the minutes of the Board of Supervisors on the date shown.

ATTESTED: July 24, 2018

Contact: Thomas Geiger, (925)  
335-1800

David J. Twa, County Administrator and Clerk of the Board of Supervisors

By: , Deputy

cc:

FISCAL IMPACT:

None to rescind and set aside the environmental impact report certification and land use permit approval.

BACKGROUND:

On February 3, 2015, the Board of Supervisors certified an environmental impact report for the Phillips 66 Propane Recovery Project (State Clearinghouse No. 2012072046) and approved the land use permit for the project (County File No. LP12-2073). The project would allow Phillips 66 to recover propane and butane that are byproducts of its existing refining process and then sell the propane and butane, rather than burn those byproducts as heat and steam for the refinery. The refinery is located in Rodeo.

Following the Board's approval of the EIR and land use permit, three separate lawsuits challenging the approval were filed by Communities for a Better Environment, Rodeo Citizens Association, and Safe Fuel and Energy Resources California. (Contra Costa County Superior Court Case Nos. N15-0301, N15-0345, and N15-0381.) The cases were consolidated for litigation purposes.

On March 1, 2017, the Superior Court entered a judgment voiding the EIR certification and permit approval. The Superior Court also issued a peremptory writ ordering the Board to rescind and set aside its EIR certification and permit approval. One of the plaintiffs, Rodeo Citizens Association, appealed the Superior Court judgment. The Court of Appeal upheld the judgment and transferred the case back to the Superior Court on June 25, 2018.

The recommended action will result in the County's compliance with the writ. The County Counsel or her designee will file an initial return in Case Nos. N15-0301, N15-0345, and N15-0381 stating that the County has complied with the writ.

CONSEQUENCE OF NEGATIVE ACTION:

The County would not be in compliance with a Superior Court writ.

CHILDREN'S IMPACT STATEMENT:



**Contra  
Costa  
County**

To: Board of Supervisors  
From: David Twa, County Administrator  
Date: July 24, 2018

Subject: APPROVE the Board meeting minutes for June 2018

---

**RECOMMENDATION(S):**

APPROVE Board meeting minutes for June 2018, as on file with the Office of the Clerk of the Board.

**FISCAL IMPACT:**

No fiscal impact.

**BACKGROUND:**

Government Code Section 25101(b) requires the Clerk of the Board to keep and enter in the minute book of the Board a full and complete record of the proceedings of the Board at all regular and special meetings, including the entry in full of all resolutions and of all decisions on questions concerning the allowance of accounts. The vote of each member on every question shall be recorded.

---

APPROVE

OTHER

RECOMMENDATION OF CNTY ADMINISTRATOR

RECOMMENDATION OF BOARD COMMITTEE

---

Action of Board On: **07/24/2018**  APPROVED AS RECOMMENDED  OTHER

Clerks Notes:

**VOTE OF SUPERVISORS**

I hereby certify that this is a true and correct copy of an action taken and entered on the minutes of the Board of Supervisors on the date shown.

ATTESTED: July 24, 2018

Contact: Joellen Bergamini  
925.335.1906

David J. Twa, County Administrator and Clerk of the Board of Supervisors

By: , Deputy

cc:





**Contra  
Costa  
County**

To: Board of Supervisors  
From: David Twa, County Administrator  
Date: July 24, 2018

Subject: ACCEPT Board members meeting reports for June 2018

---

**RECOMMENDATION(S):**

ACCEPT Board members meeting reports for June 2018.

**FISCAL IMPACT:**

No fiscal impact.

**BACKGROUND:**

Government Code section 53232.3(d) requires that members of legislative bodies report on meetings attended for which there has been expense reimbursement (mileage, meals, lodging ex cetera). The attached reports were submitted by the Board of Supervisors members in satisfaction of this requirement. District V has nothing to report.

**CONSEQUENCE OF NEGATIVE ACTION:**

The Board of Supervisors will not be in compliance with Government Code 53232.3(d).

---

APPROVE

OTHER

RECOMMENDATION OF CNTY ADMINISTRATOR

RECOMMENDATION OF BOARD COMMITTEE

---

Action of Board On: **07/24/2018**  APPROVED AS RECOMMENDED  OTHER

Clerks Notes:

**VOTE OF SUPERVISORS**

I hereby certify that this is a true and correct copy of an action taken and entered on the minutes of the Board of Supervisors on the date shown.

ATTESTED: July 24, 2018

Contact: Joellen Bergamini  
925.335.1906

David J. Twa, County Administrator and Clerk of the Board of Supervisors

By: , Deputy

cc:

ATTACHMENTS

District II June 2018 Report

District IV June 2018  
Report

District I June 2018 Report

District III June 2018 Report

## Supervisor Candace Andersen – Monthly Meeting Report *June 2018*

Date	Meeting	Location
2	League of Women Voters	Lafayette
5	Board of Supervisors	Martinez
11	Internal Operations	Martinez
12	Board of Supervisors	Martinez
12	Traffic	Danville
13	CCCERA	Concord
13	LAFCO	Martinez
14	MP&L	Lafayette
15	Citizen Corps Council	San Ramon
15	Recycle Smart	Walnut Creek
16	APAPA Presentation	Danville
18	Alamo Liaison Meeting	Danville
20	CCCERA special meeting	Concord
20	Accessible Transportation Meeting	Walnut Creek
21	CCCTA	Concord
21	EBLC Council Dinner	Pleasant Hill
25	Family & Human Services	Martinez
26	Board of Supervisors	Martinez
27	CCCERA	Concord
28	CCCSWA	Walnut Creek

**Supervisor Karen Mitchoff  
June 2018**

<b>DATE</b>	<b>MEETING NAME</b>	<b>LOCATION</b>	<b>PURPOSE</b>
06/02/18	Pride on the Plaza	Concord	Community Outreach
06/05/18	Board of Supervisors Meeting	Martinez	Decisions on agenda items
06/05/18	Finance Committee Meeting	Martinez	Decisions on agenda items
06/06/18	BAAQMD Ad Hoc Building Oversight & Board Meeting	San Francisco	Decisions on agenda items
06/06/18	ABAG Regional Planning Committee	San Francisco	Decisions on agenda items
06/06/18	CCTA Planning Committee	Walnut Creek	Decisions on agenda items
06/20/18	CCTA Authority Board Meeting	Walnut Creek	Decisions on agenda items
06/26/18	Board of Supervisors Meeting	Martinez	Decisions on agenda items
06/28/18	CCCSWA Meeting	Walnut Creek	Decisions on agenda items
06/29/18	Grand Jury Orientation	Martinez	Community Outreach

## **Supervisor John Gioia**

### June – 2018 Monthly Meeting Statement

Government Code section 53232.3(d) requires that members of legislative bodies report on meetings attended for which there has been expense reimbursement (mileage, meals, lodging, etc.).

1. Meeting Date: June 1, 2018

Meeting: SF Bay Restoration Authority

Location: San Francisco, CA

2. Meeting Date: June 15, 2018

Meeting: BARC Governing Board

Location: San Francisco, CA

Supervisor sought reimbursement from the County for meetings that he attended in his capacity as a County Supervisor during the month of June 2018.

**Supervisor Diane Burgis - June 2018 AB123**

(Government Code Section 53232.3(d) requires that public bodies report on meetings attended for which there is reimbursement (mileage, meals, lodging, etc.))

Date	Meeting Name	Location
4-Jun	Meeting with the East Contra Costa Historical Society	Brentwood
4-Jun	Meeting with Discovery Bay CSD Director, Robert Leete	Brentwood
4-Jun	Meeting with ECCFPD Fire Chief Helmick	Brentwood
4-Jun	East Contra Costa County Habitat Conservancy Meeting	Clayton
4-Jun	First 5 Commission Meeting	Concord
5-Jun	Board of Supervisors Meeting	Martinez
6-Jun	Tabora Gardens Senior Apartments Grand Opening	Antioch
6-Jun	Meeting with County Water Agency, Ryan Hernandez	Martinez
6-Jun	Meeting with County Administrator, David Twa	Martinez
6-Jun	Constituent Meeting	Pleasant Hill
6-Jun	Mental Health Commission Meeting	Pleasant Hill
7-Jun	Meeting with East Bay Regional Park District	Brentwood
7-Jun	Constituent Meeting	Brentwood
7-Jun	Meeting with Brentwood City Manager, Gus Vina	Brentwood
7-Jun	Meeting with Time for Change Foundation	Brentwood
7-Jun	Contra Costa Mayors' Conference	Brentwood
8-Jun	Phone Meeting with Delta Counties Coalition	Brentwood
8-Jun	Contra Costa Health Plan/Joint Conference Committee Meeting	Martinez
8-Jun	Meeting with Delta Protection Commission and Department of Water Resources	Oakley
11-Jun	Meeting with East Contra Costa Fire Protection District, Fire Chief Brian Helmick and B.I.A.	Brentwood
11-Jun	Phone Meeting with County Homeless Services	Brentwood
11-Jun	Internal Operations Committee Meeting	Martinez
12-Jun	Board of Supervisors Meeting	Martinez
12-Jun	Contra Costa Fire Protection District Meeting	Martinez
12-Jun	Housing Authority Meeting	Martinez
12-Jun	Interview with KQED	Martinez
14-Jun	Contra Costa Family Justice Center Special Meeting	Concord
14-Jun	Meeting with Supervisor Federal Glover and County Homeless Services	Pittsburg
14-Jun	East Contra Costa Regional Fee & Finance Authority	Antioch
14-Jun	State Route 4 Bypass Authority	Antioch

14-Jun	Transplan Meeting	Antioch
15-Jun	Behaviorial Health VSM Leadership Advisory Presentation	Pittsburg
16-Jun	San Joaquin Yacht Club 70th Anniversary	Bethel Island
18-Jun	Meeting with PG&E and Local 1230	Brentwood
18-Jun	Meeting with Aspiranet and County Staff	Brentwood
18-Jun	Sheriff's Deputies Training Planning Meeting	Martinez
18-Jun	East Contra Costa Fire Protection District Town Hall	Bethel Island
19-Jun	Meeting with the Public Defenders Office	Brentwood
19-Jun	Meeting with County Staff	Brentwood
19-Jun	East Bay Regional Park District Board Meeting	Oakley
19-Jun	East Contra Costa Fire Protection District Town Hall	Discovery Bay
20-Jun	Remote Access Network Board Meeting	Oakland
20-Jun	Meeting with X Class Drone Racing	Brentwood
21-Jun	Ag Stakeholders Meeting	Knightsen
21-Jun	Meeting with Save Mt. Diablo	Brentwood
21-Jun	Meeting with Integrated Pest Management and Sustainability Commission	Brentwood
21-Jun	East Bay Leadership Council 2018 Installation Dinner	Pleasant Hill
22-Jun	Phone Meeting with Delta Counties Coalition	Brentwood
25-Jun	Women in Politics Event	Oakland
25-Jun	East Contra Costa County Habitat Conservancy Meeting	Brentwood
26-Jun	Board of Supervisors Meeting	Martinez
27-Jun	Meeting with Byron residents	Brentwood
27-Jun	Interview with Community Health Needs Assessment	Brentwood
27-Jun	Phone Meeting with Delta Protection Commission, Executive Director Erik Vink	Brentwood
27-Jun	Constituent Meeting	Brentwood
27-Jun	Tri-Delta Transit Meeting	Antioch
28-Jun	Integrating Law Enforcement with Illegal Dumping Event	Pleasant Hill
28-Jun	Civil Grand Jury Orientation	Martinez
29-Jun	Phone Meeting with Delta Counties Coalition	Brentwood

\* Reimbursement may come from an agency other than Contra Costa County

**34 Report**

members legislative  
e has been expense  
, etc).

**Purpose**

Business Meeting

Business Meeting

Business Meeting

Business Meeting

Business Meeting

Business Meeting

Community Outreach

Business Meeting

Business Meeting

Business Meeting

Business Meeting

Business Meeting

Business Meeting

Business Meeting

Business Meeting

Community Outreach

Business Meeting

Business Meeting

Business Meeting

Business Meeting

Business Meeting

Business Meeting

Business Meeting

Business Meeting

Business Meeting

Business Meeting

Business Meeting

Business Meeting

Business Meeting

Business Meeting







Contra  
Costa  
County

To: Board of Supervisors  
From: Candace Andersen, District II Supervisor  
Date: July 24, 2018

Subject: RESOLUTION HONORING THE 58TH ANNUAL CONTRA COSTA CHAMPIONSHIP SWIM MEET

---

---

APPROVE  OTHER  
 RECOMMENDATION OF CNTY ADMINISTRATOR  RECOMMENDATION OF BOARD COMMITTEE

---

Action of Board On: **07/24/2018**  APPROVED AS RECOMMENDED  OTHER

Clerks Notes:

**VOTE OF SUPERVISORS**

I hereby certify that this is a true and correct copy of an action taken and entered on the minutes of the Board of Supervisors on the date shown.

ATTESTED: July 24, 2018

Contact: Lauri Byers,  
925-957-8860

David J. Twa, County Administrator and Clerk of the Board of Supervisors

By: , Deputy

cc:

ATTACHMENTS

Resolution No.

2018/439

*The Board of Supervisors of  
Contra Costa County, California*

In the matter of:

**Resolution No. 2018/439**

**RECOGNIZING THE 58TH ANNUAL CONTRA COSTA CHAMPIONSHIP SWIM MEET.**

Whereas, on August 10th, 11th and 12th, 2018, Contra Costa County will hold its annual Championship Swim Meet at the Steve Heaston Aquatic Center at Acalanes High School in Lafayette; and

Whereas, the County meet brings together all the top swimmers from the County's recreational Swim Clubs; and

Whereas, each swimmer must beat a challenging time to qualify to swim in an individual event, it is an honor for swimmers to become eligible to swim in this meet; and

Whereas, this County-wide event is sponsored by and run by the Lafayette Moraga Youth Association, a not for profit community sports organization, and the proceeds support the Lafayette Moraga Youth Association Dolphins Swim Team; and

Whereas, each year this championship meet brings together all the top swimmers from the County's recreational swim clubs; and

Whereas, this has become the premiere recreation swim meet in Contra Costa County.

Now, Therefore, Be It Resolved that the Board of Supervisors of Contra Costa County is proud to recognize and congratulate all of the swimmers and volunteers who make the *58th Annual Contra Costa County Swim Meet* a success.

\_\_\_\_\_  
**KAREN MITCHOFF**

Chair, District IV Supervisor

\_\_\_\_\_  
**JOHN GIOIA**

District I Supervisor

\_\_\_\_\_  
**CANDACE ANDERSEN**

District II Supervisor

\_\_\_\_\_  
**DIANE BURGIS**

District III Supervisor

\_\_\_\_\_  
**FEDERAL D. GLOVER**

District V Supervisor

I hereby certify that this is a true and correct copy of an action taken and entered on the minutes of the Board of Supervisors on the date shown.

ATTESTED: July 24, 2018

David J. Twa,





Contra  
Costa  
County

To: Board of Supervisors  
From: Candace Andersen, District II Supervisor  
Date: July 24, 2018

Subject: Resolution recognizing the 50th Anniversary of the Incorporation of the City of Lafayette

---

---

APPROVE  OTHER  
 RECOMMENDATION OF CNTY ADMINISTRATOR  RECOMMENDATION OF BOARD COMMITTEE

---

Action of Board On: **07/24/2018**  APPROVED AS RECOMMENDED  OTHER

Clerks Notes:

**VOTE OF SUPERVISORS**

I hereby certify that this is a true and correct copy of an action taken and entered on the minutes of the Board of Supervisors on the date shown.

ATTESTED: July 24, 2018

Contact: Lauri Byers,  
925-957-8860

David J. Twa, County Administrator and Clerk of the Board of Supervisors

By: , Deputy

cc:

ATTACHMENTS

Resolution No.

2018/440

*The Board of Supervisors of  
Contra Costa County, California*

In the matter of:

**Resolution No. 2018/440**

Recognizing the City of Lafayette at the 50th Anniversary of Incorporation.

Whereas, Lafayette's first city council voted almost 3 to 2 in favor of incorporation after a special election was held in 1968, voters cast 3,279 votes in favor and 2,692 against the proposal to incorporate. A previous try for cityhood had been defeated in October, 1959; and

Whereas, Lafayette was incorporated for the preservation and enhancement of the semi-rural character of the community. Lafayette seeks to maintain the nature of the community by using a volunteer system of commissions and committees and a small staff whose number is consistent with the services provided; and

Whereas, Lafayette is noted for its high quality of life with top rated schools, low crime rate, small town downtown, clean air, mild climate and oak tree-studded hills; and

Whereas, Lafayette continues to operate on a conservative fiscal policy, to maintain a successful and thriving community; and

Whereas, today, the issues of development and traffic impacts are at the forefront, it is still about local control and being able to elect and appoint individuals from the community who represent Lafayette's views.

Now, Therefore, Be It Resolved that the Board of Supervisors of Contra Costa County does hereby recognize and honor the 50th Anniversary of Lafayette's Incorporation.

\_\_\_\_\_  
**KAREN MITCHOFF**  
Chair, District IV Supervisor

\_\_\_\_\_  
**JOHN GIOIA**  
District I Supervisor

\_\_\_\_\_  
**CANDACE ANDERSEN**  
District II Supervisor

\_\_\_\_\_  
**DIANE BURGIS**  
District III Supervisor

\_\_\_\_\_  
**FEDERAL D. GLOVER**  
District V Supervisor

I hereby certify that this is a true and correct copy of an action taken and entered on the minutes of the Board of Supervisors on the date shown.

ATTESTED: July 24, 2018

David J. Twa,



By: \_\_\_\_\_, Deputy



Contra  
Costa  
County

To: Board of Supervisors  
From: Diane Burgis, District III Supervisor  
Date: July 24, 2018

Subject: Commending Antioch Christian Center on 20 Years of Service

---

**RECOMMENDATION(S):**

ADOPT Resolution No. 2018/447 recognizing the Antioch Christian Center on 20 Years of Service on Sunday, August 5, 2018.

**BACKGROUND:**

Antioch Christian Center, under the leadership of Senior Pastor Michael B. Bell, is celebrating twenty years of ministry service on Sunday, August 5, 2018.

---

APPROVE  OTHER  
 RECOMMENDATION OF CNTY ADMINISTRATOR  RECOMMENDATION OF BOARD COMMITTEE

---

Action of Board On: **07/24/2018**  APPROVED AS RECOMMENDED  OTHER

Clerks Notes:

**VOTE OF SUPERVISORS**

I hereby certify that this is a true and correct copy of an action taken and entered on the minutes of the Board of Supervisors on the date shown.

ATTESTED: July 24, 2018

David J. Twa, County Administrator and Clerk of the Board of Supervisors

Contact: Alicia Nuchols,  
925-252-4500

By: , Deputy

cc:

ATTACHMENTS

Resolution No.

2018/447

*The Board of Supervisors of  
Contra Costa County, California*

In the matter of:

**Resolution No. 2018/447**

**Commending Antioch Christian Center on 20 Years of Service.**

WHEREAS, Antioch Christian Center, under the leadership of Senior Pastor Michael B. Bell, is celebrating twenty years of ministry service on Sunday, August 5, 2018; and

WHEREAS, Antioch Christian Center's roots come out of San Francisco Christian Center under the pastorate of Bishop Donald E. Green and the first worship services for Antioch Christian Center, formerly Koinonia Christian Center, were held on August 2, 1998, led by Founding Pastor Paul Taylor and a group of dedicated individuals and families who met in Antioch in March 1998 to lay the foundation for this ministry; and

WHEREAS, Antioch Christian Center provided Christian counseling and education, youth and children's ministry, and dynamic worship and fellowship; fostered healthy personal and social relationships; and positively impacted the quality of life for individuals, youth, and families in East Contra Costa and surrounding areas; and

WHEREAS, Antioch Christian Center ministers and members have helped to restore broken people to a place of community, interdependence, and self-sufficiency in Christ and created opportunities for broad community involvement in facilitating youth success and leadership; and

WHEREAS, Antioch Christian Center has formed collaborative partnerships in ministry and community service with the Sutter Delta Medical Center Chaplain Advisory Board, St. John's Lutheran Church, and other faith organizations and ministries in East Contra Costa and overseas.

Now, Therefore, Be It Resolved, that Antioch Christian Center be commended for 20 years of exemplary service on behalf of the East Contra Costa community, and extended best wishes for every success in future endeavors. *Those from among you shall build the old waste places: you shall raise up the foundation of many generations; and you shall be called the repairer of the breach, the restorer of paths to dwell in. - Isaiah 58:12*

\_\_\_\_\_  
**KAREN MITCHOFF**  
Chair, District IV Supervisor

\_\_\_\_\_  
**JOHN GIOIA**  
District I Supervisor

\_\_\_\_\_  
**CANDACE ANDERSEN**  
District II Supervisor

\_\_\_\_\_  
**DIANE BURGIS**  
District III Supervisor

\_\_\_\_\_  
**FEDERAL D. GLOVER**  
District V Supervisor

I hereby certify that this is a true and correct copy of an  
action taken  
and entered on the minutes of the Board of Supervisors on  
the date  
shown.

ATTESTED: July 24, 2018

David J. Twa,

By: \_\_\_\_\_, Deputy



Contra  
Costa  
County

To: Board of Supervisors  
From: Dianne Dinsmore, Human Resources Director  
Date: July 24, 2018

Subject: Adopt Ordinance No. 2018-04 amending the County Ordinance Code

---

**RECOMMENDATION(S):**

ADOPT Ordinance No. 2018-04 amending the County Ordinance Code to exclude from the Merit System the new classification of Chief of Shelter Medicine-Exempt (BKD1).

**FISCAL IMPACT:**

No fiscal impact.

**BACKGROUND:**

The Animal Services Department is requesting to exclude from the Merit System the classification of Chief of Shelter Medicine-Exempt. The Chief of Shelter Medicine-Exempt will be responsible for the oversight and management of the Shelter Medicine Division, including supervising all medical, shelter and behavior staff. As part of the department's executive team, the Chief of Shelter Medicine-Exempt will advise the Animal Services Director on shelter medicine issues and participate in strategic planning, development and execution of all Animal Services Department goals and objectives.

**CONSEQUENCE OF NEGATIVE ACTION:**

If this action is not approved, there will not be an exempt Chief of Shelter Medicine classification to oversee and manage the Shelter Medicine Division of the Animal Services Department.

---

APPROVE

OTHER

RECOMMENDATION OF CNTY ADMINISTRATOR

RECOMMENDATION OF BOARD COMMITTEE

---

Action of Board On: **07/24/2018**  APPROVED AS RECOMMENDED  OTHER

Clerks Notes:

**VOTE OF SUPERVISORS**

I hereby certify that this is a true and correct copy of an action taken and entered on the minutes of the Board of Supervisors on the date shown.

ATTESTED: July 24, 2018

David J. Twa, County Administrator and Clerk of the Board of Supervisors

Contact: Arturo Castillo,  
925-608-8408

By: , Deputy

cc: Arturo Castillo, Eric Suitos

ATTACHMENTS

Ordinance 2018-04 Chief of Shelter  
Medicine-Exempt

**ORDINANCE NO. 2018-04**

**(Exclude from the Merit System the new classification of Chief of Shelter Medicine-Exempt)**

The Contra Costa County Board of Supervisors ordains as follows (omitting the parenthetical footnotes from the official text of the enacted or amended provisions of the County Ordinance Code):

**SECTION I:** Section 33-5.329 of the County Ordinance Code is amended to exclude from the merit system the new classification of Chief of Shelter Medicine-Exempt:

**33-5.329 - Animal services.**

- (a) The animal services director is excluded and is appointed by the board.
- (b) The deputy director for animal services is excluded and is appointed by the animal services director.
- (c) The animal clinic veterinarians and the veterinarian (hourly rate) are excluded and are appointed by the animal services director.
- (d) The animal services captain-exempt is excluded and is appointed by the animal services director.
- (e) The chief of shelter medicine-exempt is excluded and is appointed by the animal services director.

(Ord. Nos. 2018-04 § 1, 7-24-18; 2017-27 § 1, 12-05-17; 2012-10 § I, 10-23-12; Ords. 81-70 § 2, 81-32 § I[11, 16], 79-31 § 2, 70-17 §§ 2, 3, 76-62: former §§ 32-2.626, .636)

**SECTION II: EFFECTIVE DATE.** This ordinance becomes effective 30 days after passage, and within 15 days of passage shall be published once with the names of the supervisors voting for and against it in the \_\_\_\_\_, a newspaper published in this County.

PASSED ON \_\_\_\_\_ by the following vote:

AYES:

NOES:

ABSENT:



ABSTAIN:

ATTEST: DAVID J. TWA, Clerk of the  
Board of Supervisors and County Administrator

By: \_\_\_\_\_  
Deputy

\_\_\_\_\_ Board Chair

[SEAL]



Contra  
Costa  
County

To: Board of Supervisors  
From: David Twa, County Administrator  
Date: July 24, 2018

Subject: RESOLUTION CALLING FOR AN ELECTION REGARDING AN ORDINANCE TO ESTABLISH A CANNABIS BUSINESS TAX

---

**RECOMMENDATION(S):**

1. APPROVE Ordinance No. 2018-22, imposing a general tax on commercial cannabis activities, including commercial cannabis cultivation, cannabis distribution, cannabis manufacturing, cannabis retailers, cannabis testing laboratories, and vertically integrated cannabis businesses in the unincorporated county area.
2. ADOPT Resolution No. 2018/227, calling an election for voters to consider enacting Ordinance No. 2018-22 imposing a general tax on commercial cannabis activities in the unincorporated county area and consolidating the election on the tax measure with the statewide general election to be held on November 6, 2018.
3. AUTHORIZE Chair Karen Mitchoff and Vice Chair John Gioia to sign, on behalf of the Board of Supervisors, the attached argument in favor of the tax measure and any subsequent rebuttal argument.

---

APPROVE

OTHER

RECOMMENDATION OF CNTY ADMINISTRATOR

RECOMMENDATION OF BOARD COMMITTEE

---

Action of Board On: **07/24/2018**  APPROVED AS RECOMMENDED  OTHER

Clerks Notes:

**VOTE OF SUPERVISORS**

I hereby certify that this is a true and correct copy of an action taken and entered on the minutes of the Board of Supervisors on the date shown.

ATTESTED: July 24, 2018

Contact: Julie DiMaggio Enea  
(925) 335-1077

David J. Twa, County Administrator and Clerk of the Board of Supervisors

By: , Deputy

cc: Asst Co Registrar, Auditor-Controller, Treasurer-Tax Collector, County Administrator, County Counsel

RECOMMENDATION(S): (CONTD)

FISCAL IMPACT:

There is no fiscal impact associated with today's recommendation. Implementation of cannabis regulatory and taxation programs will have associated new costs and revenues that cannot be accurately predicted. The amount of tax revenue that might be generated is uncertain because the number of permitted businesses, the size of each cultivation and the amount of gross receipts generated by each business is largely unknown. Gross receipts alone may vary based on variables such as crop yields and wholesale prices. Estimating the size of an illegal market is difficult, as is estimating how consumers will switch to the legal market when it is available. Staff estimates there are potential annual general fund revenues and County costs in the \$1.7 to \$4.4 million range.

BACKGROUND:

On July 10, 2018, the Board of Supervisors introduced Ordinance No. 2018-22 - Cannabis Business Tax, reviewed publicly the key provisions of the ordinance, and fixed July 24, 2018 for approval of the ordinance and of a resolution calling an election for voters to consider enacting Ordinance No. 2018-22 imposing a general tax on commercial cannabis activities and consolidating the election on the tax measure with the statewide general election to be held on November 6, 2018.

Attached is Resolution No. 2018/227, calling for an election, to be consolidated with the November 6 Statewide general election, to submit to the voters Ordinance No. 2018-22: Cannabis Business Tax (attached). Members of a Governing Body, members on behalf of a Bona fide Association, and any voter eligible to vote on the measure can submit an argument signed by up to five people. Only one Argument In Favor and one Argument Against can be published. Arguments are limited to 300 words. Attached is a suggested argument in favor of the Cannabis Business Tax Ordinance.

The County Elections Office has fixed the schedule below for the submittal of initiatives for the November 6, 2018 Statewide general election. Adoption of Resolution No. 2018/227 and approval of the proposed ballot argument today will facilitate the timely submittal of the measure with the Elections Office.

August 10 <i>E-88</i>	Last day to place a Measure on the ballot
August 22 <i>E-76</i>	Deadline for Primary Arguments
August 27, <i>E-71</i>	Deadline for Rebuttal Arguments
September 6 <i>E-61</i>	Last day to file Writ of Mandate
September 27 <i>E-40</i>	Estimated Voter Information Guide mailing

**Summary of Prior Board Actions on Commercial Cannabis**

**Zoning and Health.** On April 25, 2018, the Board approved the Draft Framework for Regulating Cannabis in the Unincorporated Area of Contra Costa County, and received a staff report covering zoning and health issues. This action was preceded by detailed Board discussions on November 14,

2017, October 24, 2017, July 18, 2017 and April 25, 2017, and a robust public outreach program that comprised nearly 30 public presentations throughout the county. The Board, in April 2018, made revisions to the general permit terms; placed limits on the number of cultivation permits, retail storefront permits, and stand-alone manufacturing permits in an agricultural zone, and decided to use a Request for Proposals process for those activities; selected buffers from other sensitive land uses; selected criteria for outdoor personal cultivation; and authorized delivery of cannabis in the unincorporated county area, among other changes to the earlier draft regulatory framework.

On June 26, 2018, the Board held a public hearing and adopted Ordinance Nos. 2018-18 and 2018-19 to regulate commercial cannabis activities and personal cannabis cultivation in unincorporated Contra Costa County, and prohibit commercial cannabis activities in the Bethel Island, Sandmound Slough, Knightsen, Contra Costa Centre, Acalanes Ridge, Saranap, and Alamo areas.

The Health Services Department will soon propose an ordinance to require a county health permit for commercial cannabis activities. That ordinance and associated health permit would prohibit flavored products intended to be smoked or used in electronic smoking devices, establish transaction limits on edible/consumable products, ban the use of volatile solvents in the manufacturing process, establish requirements for consumer warnings, and establish the authority for Environmental Health Division to inspect and assure that all commercial activity is conducted in accordance with the ordinance.

**Taxation.** On July 18, 2017, the Board of Supervisors reviewed options for a cannabis taxation study and authorized the hiring of consultant Hinderliter, de Llamas & Associates (dba HdL Companies) to prepare a study with recommendations on taxation of various permitted activities. On October 24, 2017, the Board received a presentation by Hinderliter de Llamas (HdL) on the fiscal analysis they prepared for the County on cannabis taxation options. The HdL analysis identified tax options and revenue estimates for the various types of cannabis businesses that could operate in the unincorporated county area, and identified local economic impacts of the cannabis industry. The analysis also considered financial constraints, including the overall tax and regulatory burden, which may affect both the industry's long-term stability and its ability to successfully transition to a legal, regulated paradigm that can outcompete the existing black market. The analysis also provided initial information on estimated costs of regulation and enforcement.

At the Board's meeting on May 8, 2018, the Board considered options for the taxation of cannabis activities in the County's unincorporated area and development of an ordinance imposing a cannabis business tax ranging from \$1-\$10 per square foot of permitted cultivation area, and up to 6% of gross receipts on all other commercial cannabis activities.

After reviewing and discussing the proposed ordinance at the May 8, 2018 Board meeting, the Board directed staff to prepare an ordinance establishing a tax on various commercial cannabis activities, to be placed on the November 2018 ballot. The Board directed that the ordinance include the following provisions:

1. The tax will be a general tax in the unincorporated County area.
2. The tax on commercial cannabis cultivation will be based on the square footage of a permitted canopy.
3. The ordinance will establish initial tax rates and maximum tax rates, with automatic inflation adjustments of the maximum tax rates, and permit the Board to make annual adjustments to the tax rates.
4. The ordinance will include penalties for delinquent payments.
5. The tax and tax appeals will be administered by the Treasurer-Tax Collector.

The Board also directed staff to examine existing fees and evaluate whether additional fees should be proposed to recover the County's reasonable costs of administering the County's cannabis tax, land use,

and health ordinances. Fee proposals will be brought forth by the operating departments as they develop their cannabis program administrative processes and identify full costs of the program.

CONSEQUENCE OF NEGATIVE ACTION:

No immediate consequence. However, August 7, 2018 is the last regular meeting of the Board of Supervisors at which the Board could take action to place a measure on the November 6, 2018 ballot.

ATTACHMENTS

Resolution No. 2018/227

Exhibit A to Resolution No. 2018/227: Ordinance No. 2018-22 Cannabis Business Tax  
Cannabis Business Tax Ballot Argument\_Nov 2018

**THE BOARD OF SUPERVISORS OF CONTRA COSTA COUNTY, CALIFORNIA**  
**and for Special Districts, Agencies and Authorities Governed by the Board**

Adopted this Resolution on 07/24/2018 by the following vote:

**AYE:**

**NO:**

**ABSENT:**

**ABSTAIN:**

**RECUSE:**



**Resolution No. 2018/227**

IN THE MATTER OF CALLING FOR AN ELECTION TO PRESENT TO THE VOTERS OF THE COUNTY A PROPOSED ORDINANCE ADDING CHAPTER 64-16 TO THE CONTRA COSTA COUNTY CODE TO IMPOSE A GENERAL TAX ON COMMERCIAL CANNABIS ACTIVITIES AND ORDERING CONSOLIDATION OF THE ELECTION ON THE TAX ORDINANCE WITH THE CONSOLIDATED GENERAL ELECTION CALLED FOR NOVEMBER 6, 2018 (COUNTYWIDE)

Recitals

- A. Revenue and Taxation Code section 34012.5 authorizes counties to impose a tax on the privilege of cultivating, manufacturing, producing, processing, preparing, storing, providing, donating, selling, or distributing cannabis or cannabis products, subject to applicable voter approval requirements imposed by law.
- B. Before a general tax may be implemented, Government Code sections 53723 and 53724 require that the board of supervisors first approve an ordinance proposing the tax by a two-thirds vote, and then submit the proposed tax measure to the qualified county electorate, which must approve it by a majority vote of the voters voting on the issue.
- C. Elections Code sections 9140 and 9141 provide that if an ordinance proposing a general tax is approved by a majority of voters voting on the ordinance, the ordinance is enacted and takes effect immediately.
- D. In 1996, the voters of the State of California adopted Proposition 215, the Compassionate Use Act, which authorized the use of cannabis for medical purposes.
- E. In 2016, the voters of the State of California adopted Proposition 64, the Control, Regulate, and Tax Adult Use of Marijuana Act, which legalized and regulates adult-use cannabis and authorizes counties and cities to impose taxes on commercial cannabis activities.
- F. Under Business and Professions Code section 26200, cities and counties retain local authority to license, regulate, limit, or completely ban cannabis businesses within their jurisdictions.
- G. On June 26, 2018, the Board of Supervisors approved a zoning ordinance to govern the establishment of businesses engaged in one or more commercial cannabis activities and allow commercial cannabis activities in certain zoning districts under a land use permit.
- H. The zoning ordinance will not become operative unless a majority of voters voting on an ordinance imposing a general tax on commercial cannabis activities approve the tax ordinance.
- I. Ordinance No. 2018-22, the Contra Costa County Cannabis Business Tax Ordinance, would add Chapter 64-16 to the Contra Costa County Ordinance Code and impose a general tax on commercial cannabis activities, including commercial cannabis cultivation, cannabis distribution, cannabis manufacturing, cannabis retailers, cannabis testing laboratories, and vertically integrated cannabis businesses.
- J. The Board of Supervisors approved Ordinance No. 2018-22, the Contra Costa County Business Tax Ordinance, by a unanimous vote.

NOW, THEREFORE, the Contra Costa County Board of Supervisors resolves as follows:

1. Pursuant to Elections Code section 9140, the Board of Supervisors hereby calls and orders to be held on Tuesday, November 6, 2018, an election for the purpose of submitting Ordinance No. 2018-22, attached as Exhibit A and incorporated herein by reference, to the qualified electors of the County, with the election to be held and consolidated with the statewide general election on Tuesday, November 6, 2018. The qualified electorate for this measure is all registered voters in the incorporated and unincorporated areas of Contra Costa County.
2. The Board of Supervisors consents to the consolidation of the election on Ordinance No. 2018-22 with all other elections to be held within the same territory on Tuesday, November 6, 2018.
3. A ballot measure in substantially the following form shall be included on the ballot, in addition to any other matters required by law to be on the ballot:

Shall the County tax cannabis (marijuana) businesses in the unincorporated area at annual rates up to \$7.00 per canopy square foot for cultivation (adjustable for inflation) and up to 4% of gross receipts for all other cannabis businesses including retailers, to generate an estimated \$1.7 to \$4.4 million annually to fund general County expenses such as public safety, health services, and environmental protection, and levied until repealed by the voters or Board of Supervisors?	<b>YES</b>	
	<b>NO</b>	

A “yes” vote is a vote to approve the measure. A “no” vote is a vote to reject the measure. A majority of those voting on the measure must approve the measure for it to pass.

4. Pursuant to Elections Code section 9119, the full text of Ordinance No. 2018-22 shall be printed in the voter pamphlet.
5. The Elections Office and the County Administrator are hereby authorized and directed to take any and all actions necessary under law to prepare for and conduct the general election and appropriate all monies necessary for the Elections Office and County Administrator to prepare and conduct the general election in a manner consistent with state and local laws.
6. The Elections Office is directed and authorized to certify the results of the election on the measure to the Contra Costa County Board of Supervisors.

I hereby certify that this is a true and correct copy of an action taken and entered on the minutes of the Board of Supervisors on the date shown.

**Contact: Julie DiMaggio Enea (925)  
335-1077**

**ATTESTED: July 24, 2018**  
David J. Twa, County Administrator and Clerk of the Board of Supervisors

By: , Deputy

**cc:** Asst Co Registrar, Auditor-Controller, Treasurer-Tax Collector, County Administrator, County Counsel

ORDINANCE NO. 2018-22

(Cannabis Business Tax)

The people of the County of Contra Costa ordain as follows:

**SECTION I.** Chapter 64-16 is added to the Contra Costa County Ordinance Code, to read:

**Chapter 64-16  
CANNABIS BUSINESS TAX**

**Article 64-16.2**

**General**

**64-16.202 Title.** This chapter is known as the Contra Costa County Cannabis Business Tax Ordinance. (Ord. 2018-22, § 1.)

**64-16.204 General Tax.** The tax imposed by this chapter is a general tax under Article XIII C of the California Constitution. The tax imposed by this chapter is enacted solely for general governmental purposes and not for specific purposes. All of the proceeds from the tax imposed by this chapter shall be placed in the County's general fund and used for general governmental purposes. (Ord. 2018-22, § 1.)

**64-16.206 Purpose and Applicability.**

- (a) The purpose of this chapter is to impose a tax on the privilege of cultivating, manufacturing, producing, processing, preparing, storing, providing, donating, selling, or distributing cannabis or cannabis products in the unincorporated area of the County, in accordance with the authority granted by Revenue and Taxation Code section 34021.5.
- (b) The tax imposed by this chapter is levied based upon gross receipts of commercial cannabis activities and upon square footage of cannabis plant canopy. It is not a sales and use tax, a tax upon income, or a tax upon real property.
- (c) The tax imposed by this chapter applies to all persons engaged in commercial cannabis activities in the unincorporated area of the County.
- (d) This chapter does not authorize the conduct of any activity in the County but provides for the taxation of the activities specified in this chapter as they occur. (Ord. 2018-22, § 1.)



#### 64-16.208 Definitions.

- (a) Except as otherwise provided in subsection (b), the definitions set forth in Division 10 of the Business and Professions Code apply to this chapter.
- (b) For purposes of this chapter, the following words and phrases have the following meanings:
  - (1) “Commercial cannabis activity” means any activity, commercial or industrial enterprise, trade profession, occupation, vocation, calling, or livelihood, involving cannabis, including but not limited to cultivating, transporting, distributing, manufacturing, compounding, converting, processing, preparing, storing, packaging, delivering, testing, dispensing, retailing and wholesaling of cannabis, of cannabis products or of ancillary products and accessories, whether or not carried on for gain or profit. The term “commercial cannabis activity” does not include the services rendered by an employee to his or her employer.
  - (2) “Canopy” has the meaning set forth in Title 3, California Code of Regulations, section 8000.
  - (3) “Cannabis business tax” means the tax due pursuant to this chapter for engaging in a commercial cannabis activity in the unincorporated area of the County.
  - (4) “Consumer Price Index” means the Consumer Price Index for all urban consumers in the San Francisco-Oakland-San Jose Area (1982-84=100) as published by the United States Bureau of Labor Statistics.
  - (5) “Delivery retailer” means a retailer that conducts retail sales of cannabis or cannabis products exclusively through deliveries.
  - (6) “Employee” means each and every person engaged in the operation or conduct of a business, whether as owner, member of the owner's family, partner, associate, agent, manager or solicitor, and each and every other person employed or working in the business for a wage, salary, commission, barter or any other form of compensation.
  - (7) “Engaged in a commercial cannabis activity” means the commencing, conducting, operating, managing or carrying on of a commercial cannabis activity, whether done as owner, or by means of an officer, agent, manager, employee, or otherwise, whether operating from a fixed location in the unincorporated area of the County or coming into the unincorporated area of the County from an outside location to engage in these activities.
  - (8) “Fiscal year” means July 1 through June 30 of the following calendar year.
  - (9) “Gross receipts,” except as otherwise specifically provided, means, whether designated a sales price, royalty, rent, commission, dividend, or other designation,

the total amount (including all receipts, cash, credits and property of any kind or nature) received or payable for sales of goods, wares or merchandise or for the performance of any act or service of any nature for which a charge is made or credit allowed (whether the service, act or employment is done as part of or in connection with the sale of goods, wares, merchandise or not), without any deduction therefrom on account of the cost of the property sold, the cost of materials used, labor or service costs, interest paid or payable, losses or any other expense whatsoever. The following are excluded from gross receipts:

- (A) Cash discounts where allowed and taken on sales;
  - (B) Any tax required by law to be included in or added to the purchase price and collected from the purchaser;
  - (C) That part of the sale price of any property returned by purchasers to the seller as refunded by the seller by way of cash or credit allowances or return of refundable deposits previously included in gross receipts;
  - (D) Receipts derived from the occasional sale of used, obsolete or surplus trade fixtures, machinery or other equipment used in the regular course of business;
  - (E) Cash value of sales, trades or transactions between departments or units of the same business;
  - (F) Whenever there are included within the gross receipts amounts that reflect sales for which credit is extended and those amounts proved uncollectible in a subsequent fiscal year, those amounts may be excluded from the gross receipts in the fiscal year they prove to be uncollectible; provided, however, if the whole or portion of those amounts excluded as uncollectible are subsequently collected they shall be included in the amount of gross receipts for the fiscal year when they are recovered;
  - (G) Receipts of refundable deposits, except forfeited deposits in excess of one dollar that are taken into income of the business;
  - (H) Amounts collected for others where the business is acting as an agent or trustee and to the extent that such amounts are paid to those for whom collected. These agents or trustees must provide the finance department with the names and the addresses of the others and the amounts paid to them. This exclusion shall not apply to any fees, percentages, or other payments retained by the agent or trustees.
- (10) "Mixed-light cultivation" has the meaning set forth in Title 3, California Code of Regulations, section 8000.

- (11) “Retailer” means a person engaged in the retail sale or delivery of cannabis or cannabis products to customers. A retailer may be a delivery retailer or a storefront retailer.
- (12) “Storefront retailer” means a retailer that conducts retail sales of cannabis or cannabis products in whole or in part at a facility that is open to the public.
- (13) “Vertically-integrated business” means a business that includes two or more of the following commercial cannabis activities: the retail sale of cannabis and cannabis products; commercial cannabis cultivation; manufacturing of cannabis products; and the distribution of cannabis or cannabis products. (Ord. 2018-22, § 1.)

#### **Article 64-16.4**

#### **Cannabis Business Tax**

**64-16.402 Tax Imposed.** A cannabis business tax is established and imposed at the rates set forth in this chapter. The cannabis business tax is levied on all persons engaged in a commercial cannabis activity. (Ord. 2018-22, § 1.)

#### **64-16.404 Tax on commercial cannabis cultivation.**

- (a) Beginning January 1, 2019, the tax rates on commercial cannabis cultivation are as follows:
  - (1) Seven dollars (\$7.00) per square foot of canopy space in a structure where indoor cultivation occurs.
  - (2) Four dollars (\$4.00) per square foot of canopy space in a structure where mixed-light cultivation occurs.
  - (3) Two dollars (\$2.00) per square foot of canopy space where outdoor cultivation occurs.
  - (4) One dollar (\$1.00) per square foot of canopy space in a facility that operates exclusively as a nursery.
- (b) For purposes of determining the tax imposed under this section, the square footage of canopy space is the maximum square footage of canopy space allowed by the County zoning permit authorizing the commercial cannabis cultivation activity. If a person engaged in commercial cannabis cultivation does not have a zoning permit issued by the County, then the square footage of canopy space is the greater of: (1) the maximum square footage of canopy space for commercial cannabis cultivation allowed by the state license type for the activity involved; or (2) the square footage of canopy space determined by the Treasurer-Tax Collector.

- (c) The Board of Supervisors may, in its discretion, by ordinance, adjust the rate of the cannabis business tax imposed on commercial cannabis cultivation to a rate equal to or above the minimum rate and up to the maximum rate, as adjusted by the Consumer Price Index pursuant to subsection (d) of this section. For commercial cannabis cultivation, the minimum rates and maximum rates are as follows:
- (1) A minimum of seven dollars (\$7.00) per square foot of canopy space and a maximum of ten dollars (\$10.00) per square foot of canopy space in a structure where indoor cultivation occurs.
  - (2) A minimum of four dollars (\$4.00) per square foot of canopy space and a maximum of seven dollars (\$7.00) per square foot of canopy space in a structure where mixed-light cultivation occurs.
  - (3) A minimum of two dollars (\$2.00) per square foot of canopy space and a maximum of four dollars (\$4.00) per square foot of canopy space where outdoor cultivation occurs.
  - (4) A minimum of one dollar (\$1.00) per square foot of canopy space and a maximum of two dollars (\$2.00) per square foot of canopy space in a facility that operates exclusively as a nursery.
- (d) On July 1, 2021, and on each July 1 thereafter, the maximum annual tax rate per square foot of each type of canopy space shall automatically increase by a percentage equal to the percentage increase of the Consumer Price Index measured between January 1 of the calendar year immediately preceding the increase and January 1 of the calendar year of the increase. No Consumer Price Index adjustment resulting in a decrease of any tax shall be made. (Ord. 2018-22, § 1.)

**64-16.406 Tax on cannabis distribution.**

- (a) Beginning January 1, 2019, the tax rate on cannabis distribution is two percent (2%) of gross receipts.
- (b) The Board of Supervisors may, in its discretion, by ordinance, adjust the rate of the cannabis business tax imposed on cannabis distribution to a rate equal to or above the minimum rate and up to the maximum rate. For cannabis distribution, the minimum tax rate is two percent (2%) of gross receipts and the maximum tax rate is three percent (3%) of gross receipts. (Ord. 2018-22, § 1.)

**64-16.408 Tax on cannabis manufacturing.**

- (a) Beginning January 1, 2019, the tax rate on cannabis manufacturing is two and one-half percent (2.5%) of gross receipts.
- (b) The Board of Supervisors may, in its discretion, by ordinance, adjust the rate of the cannabis business tax imposed on cannabis manufacturing to a rate equal to or above the

minimum rate and up to the maximum rate. For cannabis manufacturing, the minimum tax rate is two and one-half percent (2.5%) of gross receipts and the maximum tax rate is four percent (4%) of gross receipts. (Ord. 2018-22, § 1.)

**64-16.410 Tax on cannabis retailers.**

- (a) Beginning January 1, 2019, the tax rate on cannabis retailers is four percent (4%) of gross receipts.
- (b) The Board of Supervisors may, in its discretion, by ordinance, adjust the rate of the cannabis business tax imposed on cannabis retailers to a rate equal to or above the minimum rate and up to the maximum rate. For cannabis retailers, the minimum tax rate is four percent (4%) of gross receipts and the maximum tax rate is six percent (6%) of gross receipts. (Ord. 2018-22, § 1.)

**64-16.412 Tax on cannabis testing laboratories.**

- (a) Beginning January 1, 2019, the tax rate on cannabis testing laboratories is zero percent (0%) percent of gross receipts.
- (b) The Board of Supervisors may, in its discretion, by ordinance, adjust the rate of the cannabis business tax imposed on cannabis testing laboratories to a rate equal to or above the minimum rate and up to the maximum rate. For cannabis testing laboratories, the minimum tax rate is zero percent (0%) of gross receipts and the maximum tax rate is two and one-half percent (2.5%) of gross receipts. (Ord. 2018-22, § 1.)

**64-16.414 Tax on vertically-integrated businesses.**

- (a) Beginning January 1, 2019, the tax rate on vertically-integrated businesses engaged in retail sales is four percent (4%) of gross receipts.
- (b) The Board of Supervisors may, in its discretion, by ordinance, adjust the rate of the cannabis business tax imposed on vertically-integrated businesses engaged in retail sales to a rate equal to or above the minimum rate and up to the maximum rate. For vertically-integrated businesses engaged in retail sales, the minimum tax rate is four percent (4%) of gross receipts and the maximum tax rate is six percent (6%) of gross receipts.
- (c) Beginning January 1, 2019, the tax rate on vertically-integrated businesses not engaged in retail sales is two and one-half percent (2.5%) of gross receipts.
- (d) The Board of Supervisors may, in its discretion, by ordinance, adjust the rate of the cannabis business tax imposed on vertically-integrated businesses not engaged in retail sales to a rate equal to or above the minimum rate and up to the maximum rate. For vertically-integrated businesses not engaged in retail sales, the minimum tax rate is two and one-half percent (2.5%) of gross receipts and the maximum tax rate is four percent (4%) of gross receipts. (Ord. 2018-22, § 1.)

**64-16.416 Personal Cultivation Not Taxed.** This chapter does not apply to personal cultivation, as defined in the Medicinal and Adult Use Cannabis Regulation and Safety Act. This chapter does not apply to personal use of cannabis that is specifically exempted from state licensing requirements, that meets the definition of personal use or equivalent terminology under state law, and for which a person receives no compensation whatsoever related to that personal use. (Ord. 2018-22, § 1.)

## **Article 64-16.6**

### **Administration and Enforcement**

#### **64-16.602 Reporting and Remittance of Cannabis Business Tax.**

- (a) The cannabis business tax is due and payable in legal tender and in accordance with Revenue and Taxation Code section 2501 et seq. The cannabis business tax is due and payable on a quarterly basis as follows:
  - (1) Each person owing a tax under this chapter shall, on or before the last day of the month following the close of each calendar quarter, complete and submit to the Treasurer-Tax Collector a tax statement and remit to the Treasurer-Tax Collector the tax due. The tax due is no less than the quarterly installment due, but a person may at any time pay the estimated tax due for the entire fiscal year. The tax is due on or before the last day of the month following the close of that calendar quarter (i.e., on or before April 30, July 31, October 31, or January 31, as applicable). Any deficiencies of the estimated tax due must be remitted before the last day of the month following the calendar quarter in which the deficiency existed to avoid penalties.
  - (2) If a tax is owed on commercial cannabis cultivation, the tax due shall be determined in accordance with section 64-16.404(b). The tax will not be prorated or adjusted for any reduction in the square footage of canopy authorized but not utilized for cultivation. If cultivation begins in the middle of a fiscal year, the Treasurer-Tax Collector will prorate, in monthly increments, the amount due for the fiscal year.
- (b) All cannabis business tax statements must be completed on the forms designated by the Treasurer-Tax Collector.
- (c) Tax statements and payments for all outstanding taxes owed by a commercial cannabis activity are immediately due to the Treasurer-Tax Collector if the commercial cannabis activity ceases operating for any reason.
- (d) If any person, while liable for any cannabis business tax, sells, assigns or otherwise transfers ownership or control of a commercial cannabis activity, whether voluntarily or involuntarily (“transferor”), the person receiving ownership or control of that commercial cannabis activity (“transferee”) shall do both of the following within five days after the effective date of the change in ownership or control: (1) notify the Treasurer-Tax

Collector of the change in ownership or control; and (2) pay the amount of cannabis business tax due, including all penalties and interest assessed on the tax.

Notwithstanding the foregoing, and unless otherwise provided by law, upon the transfer of ownership of a cannabis business, the transferor and transferee are jointly and severally liable for any cannabis business tax due as of the date the Treasurer-Tax Collector receives notice of the transfer, and all remedies available to the Treasurer-Tax Collector may be sought against both the transferor and the transferee.

- (e) The Treasurer-Tax Collector may, at his or her discretion, establish shorter payment periods for any person as the Treasurer-Tax Collector deems necessary to ensure collection of the tax.
- (f) The Treasurer-Tax Collector may, as part of administering the tax and in his or her discretion, modify requirements concerning the form of payment and take other administrative actions as needed to facilitate collection of the tax.
- (g) Whenever any payment, statement, report, request, or other communication is due, it must be received by the Treasurer-Tax Collector on or before the due date. A postmark will not be accepted as timely remittance. If the due date falls on a Saturday, a Sunday, or a holiday, the due date is the next regular business day on which the County is open to the public. (Ord. 2018-22, § 1.)

#### **64-16.604 Delinquent Payments.**

- (a) A cannabis business tax statement and payment is delinquent if not received by the Treasurer-Tax Collector by the due date. Partial payments are not accepted.
- (b) Any person who fails to timely pay the cannabis business tax shall pay penalties and interest as follows:
  - (1) If the cannabis business tax is not paid by the due date, the person shall pay a penalty equal to ten percent (10%) of the unpaid cannabis business tax.
  - (2) If the cannabis business tax and any associated interest and penalties remain unpaid for more than 30 days after the due date, the person shall pay an additional penalty of twenty-five percent (25%) of the unpaid tax, plus interest at the rate of one and one-half percent (1.5%) per month on the unpaid tax.
  - (3) Interest will continue to accrue monthly on the unpaid tax until the balance is paid in full.
- (c) If a check or electronic payment is submitted in payment of the cannabis business tax and the payment is subsequently reversed or returned unpaid by the bank for any reason, the taxpayer shall be liable for the tax due, a returned check fee, and the amount of all penalties and interest assessed for late payment of the cannabis business tax.

- (d) Any penalty or interest imposed under this chapter shall become part of the tax required to be paid. (Ord. 2018-22, § 1.)

**64-16.606 Refunds.**

- (a) A tax collected pursuant to this chapter will not be refunded except as provided in subsection (b) of this section.
- (b) A cannabis business tax that was overpaid or erroneously collected by the County may be refunded to the person who paid the tax if the person files a written claim for a refund with the Treasurer-Tax Collector within 90 days of the later of: (1) the date the tax was originally due and payable; and (2) the date the tax was paid.
- (c) The Treasurer-Tax Collector will send written notice of the determination on the refund claim.
- (d) A person who disputes a determination on a refund claim may request a hearing pursuant to section 64-16.612 by filing a written request for hearing with the Treasurer-Tax Collector within 15 days after the date of the notice of determination. (Ord. 2018-22, § 1.)

**64-16.608 Administration by the Treasurer-Tax Collector.**

- (a) A commercial cannabis activity shall, before beginning operations, register with the Treasurer-Tax Collector, and provide information regarding the commercial cannabis activity as required by the Treasurer-Tax Collector, including: (1) the name and address for the commercial cannabis activity; (2) a description of the type of commercial cannabis activity to be conducted; (3) the name and telephone number of an individual with responsibility for reporting information to governmental authorities for the commercial cannabis activity; and (4) copies of all permits issued by the County and the State of California. If any of the foregoing information changes, the commercial cannabis activity shall promptly notify the Treasurer-Tax Collector of the changes.
- (b) The Treasurer-Tax Collector may from time to time promulgate administrative rules and procedures necessary to implement this chapter or aid in its enforcement, including procedures for tax apportionment pursuant to section 64-16.616 and creating and providing forms for reporting the cannabis business tax.
- (c) The Treasurer-Tax Collector may take any administrative actions needed to administer and collect the cannabis business tax, including but not limited to:
  - (1) Determining the amount of cannabis business taxes owed by commercial cannabis activities;
  - (2) Receiving all cannabis business taxes remitted to the County;
  - (3) Determining penalties and interest for delinquent cannabis business taxes;



- (4) Maintaining records of cannabis business tax returns and taxes collected;
- (5) Verifying or determining the square footage of canopy space; and
- (6) Determining which products constitute cannabis products. (Ord. 2018-22, § 1.)

**64-16.610 Audit, Assessment, and Deficiency Determination.**

- (a) The Treasurer-Tax Collector or designee is authorized to audit and examine all books and records of commercial cannabis activities and of persons having ownership or control of commercial cannabis activities, including state and federal income tax returns, state sales tax returns, bank records, permits, accounting records, employment records, evidence documenting the gross receipts of the cannabis business, and goods and equipment used in the commercial cannabis activity, for the purpose of ascertaining the amount of gross receipts and the amount of cannabis business tax due and for the purpose of verifying the accuracy of any forms submitted to the Treasurer-Tax Collector. If the commercial cannabis activity refuses or fails to make available all requested materials, the Treasurer-Tax Collector may, after full consideration of all information within his or her knowledge concerning the commercial cannabis activity, issue a notice assessment of cannabis business tax due. The Treasurer-Tax Collector may collect a fee adopted by the Board of Supervisors to pay for the cost of an audit if the books and records provided were insufficient to allow the Treasurer-Tax Collector to accurately determine the amount of cannabis business tax due.
- (b) The Treasurer-Tax Collector may issue a notice of assessment of the amount of cannabis business tax, penalties and interest owed by a person at any time within three years after the due date if the person: (1) has not correctly computed the amount of cannabis tax due; (2) has not filed a complete cannabis business tax statement; (3) has not paid the cannabis business tax, penalties, and interest due; (4) has not filed a corrected cannabis business tax statement after demand by the Treasurer-Tax Collector; or (5) has not provided adequate substantiation of the information contained in the cannabis business tax statement after demand by the Treasurer-Tax Collector.
- (c) If the Treasurer-Tax Collector determines that the nonpayment of any cannabis business tax is due to fraud, a penalty shall be imposed that is equal to twenty-five percent (25%) of the amount of the cannabis business tax owed for the period in which the amount of tax due was underreported. This penalty is in addition to interest and penalties assessed for delinquent taxes.
- (d) A person who disputes the amount of cannabis business tax, penalties, and interest assessed may request a hearing pursuant to section 64-16.612 by filing a written request for hearing with the Treasurer-Tax Collector within 15 days after the notice of assessment. (Ord. 2018-22, § 1.)

#### **64-16.612 Hearing on Disputed Amounts.**

- (a) A request for hearing must be in writing and timely filed. If a request for hearing is timely filed, the Treasurer-Tax Collector will schedule a hearing and give written notice of the hearing date, time, and location to the person who paid the tax. If a request for hearing is not timely filed, the tax assessed by the Treasurer-Tax Collector is final and conclusive.
- (b) After the hearing, the Treasurer-Tax Collector will give written notice of the final determination of the amount of cannabis business tax, penalties, and interest due. Any delinquent cannabis business tax shall continue to accrue penalties and interest until it is paid in full, as set forth in the notice of determination. Any taxes, penalties, or interest found by the Treasurer-Tax Collector to have been assessed in error will be refunded.
- (c) The decision of the Treasurer-Tax Collector is final and conclusive. A person who contends the Treasurer-Tax Collector's final decision is erroneous may, after paying all taxes, penalties, and interest due, file an action in the Superior Court of Contra Costa County in accordance with California Code of Civil Procedure section 1094.5. (Ord. 2018-22, § 1.)

#### **64-16.614 Enforcement.**

- (a) Any cannabis business tax, interest, and penalties required to be paid under this chapter shall be deemed a debt owed to the County. Any person owing money to the County under this chapter shall be liable in an action brought in the name of the County for the recovery of the debt. The provisions of this section shall not be deemed a limitation upon the right of the County to bring any other action, including criminal, civil, and equitable actions, based upon the failure to pay the cannabis business tax, interest, and penalties assessed or to otherwise comply with the provisions of this chapter, or any other state or local law.
- (b) In addition to any other remedies available under federal, state, or local law, if any cannabis business tax, interest or penalties are delinquent, the Treasurer-Tax Collector may, within three years after the amount is due, record a certificate of lien specifying the amount of cannabis business taxes, interest, and penalties due, and identifying the names and last known addresses of the persons responsible for payment. The lien shall also specify that the Treasurer-Tax Collector has complied with all provisions of this chapter in determining the amount required to be paid. From the time of filing the certificate of lien, the amount of cannabis business taxes, interest, and penalties due shall constitute a lien upon all real property in the County owned or subsequently acquired by the persons responsible for payment of the delinquent tax. The lien shall have the force, effect, and priority of a judgment lien and shall continue for ten years from the date of recording unless sooner released or otherwise discharged.
- (c) At any time within three years after any person is determined by the Treasurer-Tax Collector to be delinquent in the payment of cannabis business tax, or within three years

after the last recording of a certificate of lien for delinquent cannabis business tax, the Treasurer-Tax Collector may issue a warrant for the enforcement of any liens and for the collection of any delinquent cannabis business tax, including interest and penalties assessed thereon. The warrant shall be directed to the Sheriff and shall have the same effect as a writ of execution. The warrant shall be levied and sale made pursuant to it in the same manner and with the same effect as a levy and sale pursuant to a writ of execution under Code of Civil Procedure section 699.010 et seq.

- (d) At any time within three years after the last recording of a certificate of lien for delinquent cannabis business tax, if the lien is not discharged and released in full, the Treasurer-Tax Collector may seize any asset or property, real or personal (including bank accounts), of the commercial cannabis activity and sell at public auction the asset or property, or a sufficient part of it to pay the amounts due, including all interest and penalties and any costs incurred to collect the delinquent cannabis business tax. Assets exempt from execution under Code of Civil Procedure section 699.720 are exempt from any action to enforce the cannabis business tax.
- (e) All remedies and penalties prescribed by this chapter or that are available under the County Ordinance Code or any other provision of law or equity are cumulative. The use of one or more remedies by the County does not constitute a waiver or bar the use of any other remedy for the purpose of enforcing the provisions of this chapter. (Ord. 2018-22, § 1.)

#### **64-16.616 Apportionment, Compliance with Law, Fees.**

- (a) If a commercial cannabis activity operates both within and outside the unincorporated area of the County, it is the intent of the County to apply this chapter so that the tax fairly reflects the proportion of the activity actually carried on in the unincorporated area of the County. For purposes of apportionment as may be required by law, the Treasurer-Tax Collector may promulgate administrative procedures for apportionment in accordance with state law and is authorized to obtain any necessary information from the commercial cannabis activity for this purpose, including financial records pertaining to activities outside the unincorporated area of the County.
- (b) It is the intent of the County to apply this chapter in a manner consistent with the United States and California Constitutions and state law. The tax authorized by this chapter will not be applied in a manner that causes an undue burden upon interstate commerce, a violation of the equal protection or due process clauses of the United States or California Constitution, or a violation of any other provision of state law.
- (c) Nothing in this chapter shall be deemed to repeal, amend, be in lieu of, replace, or in any way affect any requirements for any permit or license required under any other provision of the County Ordinance Code or state law. Nothing contained in this chapter shall be deemed to affect any tax, interest, penalty, fee, or other charge imposed under any other provision of the County Ordinance Code or state law.

- (d) Payment of the tax authorized by this chapter, and the County's acceptance of the tax, does not entitle a person to conduct a commercial cannabis activity unless that person has complied with all requirements of the County Ordinance Code and applicable state law. Payment of the tax authorized by this chapter, and the County's acceptance of the tax, does not authorize the conduct or continuance of any illegal or unlawful activities.
- (e) Fees charged by the Treasurer-Tax Collector will be in accordance with a fee schedule adopted by the Board of Supervisors. (Ord. 2018-22, § 1.)

**64-16.618 Amendment or Repeal.**

- (a) This chapter may be repealed or amended by the Board of Supervisors without a vote of the people to the extent allowed by law. Voter approval is required for any amendment that would increase the rate of any tax levied under this chapter, as required by Article XIIC of the California Constitution.
- (b) The following actions do not constitute an increase of the rate of a tax:
  - (1) Adjustment of the tax rate to a rate that is no higher than the maximum rate set by this chapter, as adjusted by the Consumer Price Index in accordance with the terms of this chapter;
  - (2) An action that interprets or clarifies the methodology of the tax or any definition under this chapter, so long as the interpretation or clarification, even if contrary to a prior interpretation or clarification, is not inconsistent with the language of this chapter;
  - (3) The automatic adjustment of the maximum rate by the Consumer Price Index as provided in this chapter; and
  - (4) The collection of the tax imposed by this chapter even if the County, for some period of time, failed to collect the tax. (Ord. 2018-22, § 1.)

**SECTION II. Severability.** If any provision of this ordinance or its application to any person or circumstances is held invalid or unconstitutional by any court of competent jurisdiction, that invalidity or unconstitutionality shall not affect any other provisions or applications of this ordinance, and to this end the provisions of this ordinance are declared to be severable. The people of the County of Contra Costa hereby declare that they would have adopted this ordinance, and each section, subsection, clause, phrase, part, or portion of this ordinance, irrespective of the fact that any one or more sections, subsections, clauses, phrases, parts, or portions of this ordinance be declared invalid or unconstitutional.

**SECTION III. Effective Date.** The Board of Supervisors passed this ordinance on July 24, 2018, and approved submitting this ordinance to the voters at an election to be held on November 6, 2018. Within 15 days after passage by the Board of Supervisors, this ordinance shall be published in a manner satisfying the requirements of Government Code Section 25124, with the names of supervisors voting for and against it. If approved by a majority of the voters

voting on the ordinance at an election on November 6, 2018, this ordinance shall take effect immediately, pursuant to Elections Code section 9141.

PASSED by the Board of Supervisors by the following vote:

AYES:

NOES:

ABSENT:

ABSTAIN:

ATTEST:     DAVID J. TWA,  
              Clerk of the Board of Supervisors  
              and County Administrator

\_\_\_\_\_  
Board Chair

By:

\_\_\_\_\_  
Deputy

[SEAL]

TLG:

H:\2018\Treasurer-Tax Collector\Cannabis Business Tax Ordinance - final.docx

## ARGUMENT IN FAVOR OF MEASURE \_\_

Measure \_\_ asks voters to approve a tax that will apply only to businesses that grow, manufacture, distribute, or sell marijuana in the unincorporated area of the County. This tax will not affect businesses located in cities. The taxes these businesses would pay are projected to generate about \$1.7 to \$4.4 million in annual revenue for the County. This revenue will be used to regulate the cannabis industry, protect public resources, and help fund public safety, health and other vital public services.

If Measure \_\_ is approved, the County can immediately begin regulating the establishment and operation of commercial cannabis businesses in the unincorporated area in accordance with three previously approved County ordinances. These ordinances mandate local public protection measures over and above state law requirements, including local licensing procedures; licensee qualifications; security of marijuana establishments; hours of operation; testing, labeling, and packaging requirements; reasonable restrictions on advertising; water and energy conservation; and civil penalties for violation of these obligations.

By regulating marijuana like alcohol and tobacco, marijuana businesses will be required to:

- Test marijuana products to ensure that they are safe and properly labeled;
- Sell marijuana products in child-resistant packaging; and
- Check identification of customers to ensure marijuana is not sold to minors.

Too many unregulated cannabis operations have damaged our precious open spaces, diverted our streams, and increased violent crime. Measure \_\_ would fund the implementation of strict standards and location requirements for commercial cannabis businesses. Enforcement of the new regulations will reduce the risk of accidental ingestion of cannabis products, increase health education and outreach, and decrease the violent crime associated with illicit cannabis operations.

The Contra Costa County Board of Supervisors respectfully requests a YES vote on Measure \_\_.

---

KAREN MITCHOFF, CHAIR  
SUPERVISOR, DISTRICT IV

---

JOHN GIOIA, VICE CHAIR  
SUPERVISOR, DISTRICT I



Contra  
Costa  
County

To: Board of Supervisors  
From: Anna Roth, Health Services Director  
Date: July 24, 2018

Subject: Cannabis Health Ordinance

---

**RECOMMENDATION(S):**

INTRODUCE Ordinance No. 2018-23 to require a county health permit for commercial cannabis activities, WAIVE reading, and FIX August 7, 2018, for adoption.

**FISCAL IMPACT:**

The impact on the County General Fund is anticipated to be minimal if regulatory and inspection fees are adopted to off-set the true cost of implementation and enforcement of local health regulations. There were costs associated with the preparation of this Ordinance.

Contra Costa Health Services anticipates some cost related to addressing and treating physical and behavioral health needs as the use of cannabis becomes more prevalent with subsequent increase in related injury, health impacts and substance misuse. The adoption of a cannabis health ordinance is, in part, intended to help address the influence of the commercial cannabis industry on youth.

**BACKGROUND:**

On July 18, 2017, the Board of Supervisors received a report on local policy and regulatory considerations in the wake of voter approved Proposition 64 (Prop 64), which legalized adult recreational use of marijuana. During this presentation, information was provided that highlighted some of the health concerns related the use of cannabis.

---

APPROVE
  OTHER  
 RECOMMENDATION OF CNTY ADMINISTRATOR
  RECOMMENDATION OF BOARD COMMITTEE

---

Action of Board On: **07/24/2018**  APPROVED AS RECOMMENDED  OTHER

Clerks Notes:

**VOTE OF SUPERVISORS**

I hereby certify that this is a true and correct copy of an action taken and entered on the minutes of the Board of Supervisors on the date shown.

ATTESTED: July 24, 2018

Contact: Dan Peddycord,  
925-313-6712

David J. Twa, County Administrator and Clerk of the Board of Supervisors

By: , Deputy

cc: Tasha Scott, Marcy Wilhelm, Josh Sullivan

## BACKGROUND: (CONT'D)

Of particular interest to Contra Costa Health Services is the ability to locally regulate the manufacture and retail sale of cannabis and consumer products which contain cannabis. Adopting a local health ordinance will also allow county staff to inspect, regulate and enforce appropriate state and local laws pertaining to the cannabis industry.

In light of the newness of regulating the commercial cannabis industry and the evolving landscape of cannabis regulation, Contra Costa Health Services recommended a cautionary approach to local regulation that emphasizes protections for consumers, the public, and at-risk groups such as youth and individuals challenged with substance use disorders.

On April 24th, 2018, the Board of Supervisors approved the final draft of a framework for regulating cannabis in the unincorporated areas of the County. The Board directed the Department of Conservation and Development to prepare a land use ordinance to regulate the commercial cannabis industry based on the framework. The Board also directed Contra Costa Health Services to provide a report to the Board at the May 8, 2018 Board Meeting with recommendations for a health ordinance to further regulate the commercial cannabis industry and address the associated health concerns in the unincorporated areas of the County.

On May 8, 2018, the Board of Supervisors accepted the Contra Costa Health Services' staff report with recommendations for a health ordinance to regulate commercial activity associated with recreational adult use cannabis. The Board directed staff to prepare a health ordinance for the Board's consideration.

On June 26, 2018, the Board of Supervisors adopted cannabis land use Ordinance Nos. 2018-18 and 2018-19 to regulate commercial cannabis activities and personal cannabis cultivation in the unincorporated county, including requiring land use permits to engage in commercial cannabis activities.

## Ordinance Summary

The Commercial Cannabis Health Permit Ordinance, attached, would require all persons engaged in commercial cannabis activities in the unincorporated county to obtain a county health permit in addition to all other licenses and permits required by the County and the State. Under the attached ordinance, any person required to obtain a land use permit for a commercial cannabis activity must also obtain a county health permit.

The attached ordinance provides that the Director of Environmental Health would review applications, issue commercial cannabis health permits, and administer revocation proceedings or other enforcement actions for violations of the permit terms, the health permit ordinance, or other State or local laws and regulations.

The attached ordinance establishes general health standards that apply to all commercial cannabis activities. Every commercial cannabis activity with a health permit must comply with all State and local laws; maintain a valid State license, County land use permit, and County business license; remain closed between 9:00 p.m. and 8:00 a.m. the following day; and control odors. In addition, no cannabis or cannabis product may be smoked, ingested, or consumed on the premises of a commercial cannabis activity. The attached ordinance also includes standards that apply specifically to manufacturing (e.g., the use of volatile solvents is prohibited), retail sale (e.g., transaction limits on edible cannabis products, requirements for consumer warnings), and retail delivery (e.g., delivery employees are required to examine government-issued identification cards upon delivery). Consistent with the County's tobacco



control ordinance, the attached ordinance would also prohibit the sale or delivery of flavored cannabis products for which the primary use is to be smoked or used in electronic smoking devices.

The attached ordinance would also require a commercial cannabis delivery business located outside the unincorporated area of the county to obtain a commercial cannabis health permit prior to delivering cannabis or cannabis products to any location in the unincorporated area of the county. The delivery business would be required to comply with the general health standards and the retail delivery standards in the Commercial Cannabis Health Permit Ordinance.

CONSEQUENCE OF NEGATIVE ACTION:

Failure to consider and adopt a local Commercial Cannabis Health Permit Ordinance may delay implementation of provisions intended to help protect youth from the influences of the commercial cannabis industry in the unincorporated areas of the County.

CHILDREN'S IMPACT STATEMENT:

The use of cannabis by youth has been documented to impact both cognitive and behavioral development. Development of a local Commercial Cannabis Health Permit Ordinance is, in part, intended to help provide additional protections for youth and sensitive populations. Adoption of a local ordinance would support the following Board of Supervisors' community outcomes: "Children Ready For and Succeeding in School;" "Families that are Safe, Stable, and Nurturing;" and "Communities that are Safe and Provide a High Quality of Life for Children and Families," primarily in that the ordinance reflects proposals to prohibit products and flavors that are appealing to youth and recommends specific warnings.

ATTACHMENTS

Ordinance No. 2018-23 Commercial Cannabis Health Permits

ORDINANCE NO. 2018-23

COMMERCIAL CANNABIS HEALTH PERMITS

The Contra Costa County Board of Supervisors ordains as follows (omitting the parenthetical footnotes from the official text of the enacted or amended provisions of the County Ordinance Code):

**SECTION I. SUMMARY.** This ordinance adds Chapter 413-4 to the County Ordinance Code to require all persons engaged in commercial cannabis activities or engaged in cannabis deliveries to any location in the unincorporated area of the county to obtain a county health permit in addition to all other licenses and permits required by the County and the State.

**SECTION II.** Chapter 413-4 is added to the County Ordinance Code, to read:

**Chapter 413-4**

**COMMERCIAL CANNABIS HEALTH PERMITS**

**Article 413-4.2**

**General Provisions**

**413-4.202 Purpose.** The purpose of this chapter is to regulate commercial cannabis activities, as authorized by the Control, Regulate, and Tax Adult Use of Marijuana Act, and by the Medicinal and Adult Use Cannabis Regulation and Safety Act, by requiring all persons engaged in commercial cannabis activities or engaged in cannabis deliveries to obtain a county health permit in addition to all other licenses and permits required by the County and the State. The requirements of this chapter are in addition to all other applicable requirements of this code and all applicable State laws and regulations. (Ord. 2018-23 § 2).

**413-4.204 Applicability.** This chapter applies in the unincorporated area of Contra Costa County. (Ord. 2018-23 § 2).

**413-4.206 Definitions.**

- (a) Except as otherwise provided in subdivision (b), the definitions set forth in Division 10 of the Business and Professions Code, and the definitions set forth in Health and Safety Code section 11362.7, apply to this chapter.
- (b) The following terms have the following meanings for purposes of this chapter:

- (1) “Characterizing flavor” means a distinguishable taste or aroma imparted by a cannabis product or any byproduct produced by the cannabis product that is perceivable by an ordinary consumer by either the sense of taste or smell, other than the taste or aroma of cannabis. A “characterizing flavor” includes, but is not limited to, a taste or aroma relating to a fruit, chocolate, vanilla, honey, candy, cocoa, dessert, alcoholic beverage, menthol, mint, wintergreen, herb, or spice.
- (2) “Commercial cannabis activity” means any of the following: the retail sale of cannabis or cannabis products under Section 88-28.412; the commercial cultivation of cannabis under Section 88-28.414; the manufacturing of cannabis or cannabis products under Section 88-28.416; cannabis testing under Section 88-28.418; and the distribution of cannabis or cannabis products under Section 88-28.420. “Commercial cannabis activity” includes the delivery of cannabis or cannabis products from a retail location in the unincorporated area of the county to any location in the unincorporated area of the county, but does not include deliveries from a location outside the unincorporated area of the county to any location in the unincorporated area of the county.
- (3) “Constituent” means any ingredient, substance, chemical, or compound, other than cannabis or water, that is added by the manufacturer to a cannabis product during the processing, manufacture, or packaging of the cannabis product.
- (4) “Deliver” or “delivery” means the commercial transfer of cannabis or cannabis product from a retailer to a customer, whether the delivery is a commercial cannabis activity or a delivery from a location outside the unincorporated area of the county to any location in the unincorporated area of the county.
- (5) “Director” means the director of environmental health.
- (6) “Flavored cannabis product” means any cannabis product that contains a constituent that imparts a characterizing flavor. A cannabis product whose labeling or packaging contains text or an image indicating that the product imparts a characterizing flavor is presumed to be a flavored cannabis product.
- (7) "Self-service display" means the open display or storage of cannabis or cannabis products in a manner that is physically accessible in any way to the general public without the assistance of the retailer or employee of the retailer. A vending machine is a form of self-service display.
- (8) “State license” or “license” means a license issued pursuant to Division 10 of the Business and Professions Code, sections 26000 through 26231.2.

- (9) “Volatile solvent” means any solvent that is or produces a flammable gas or vapor that, when present in sufficient quantities, will create explosive or ignitable mixtures, including, but not limited to, butane, hexane, and propane. (Ord. 2018-23 § 2).

## **Article 413-4.4**

### **Commercial Cannabis Health Permit Requirements**

**413-4.402 Permit requirement.** It is unlawful for any person to conduct any commercial cannabis activity in the unincorporated area of the county or to deliver cannabis or cannabis products to any location in the unincorporated area of the county without obtaining and maintaining a commercial cannabis health permit. (Ord. 2018-23 § 2).

**413-4.404 Permit applications.** An application for a commercial cannabis health permit shall be submitted to the director on a form available from the director and shall contain the following information:

- (a) Identifying information for applicant. The name, date of birth, social security number, address, and telephone number for the applicant. If the applicant is an entity and not an individual, the term “applicant” means each person participating in the direction, control, or management of the entity, and each person having a financial interest of 20 percent or more in the entity.
- (b) State license type. A description of the specific State license(s) that the applicant either has obtained or will obtain.
- (c) Description of operations. A description of the proposed commercial cannabis activity or delivery.
- (d) Certification. Certification, under penalty of perjury, that all the information contained in the application is true and correct.
- (e) An application for a commercial cannabis health permit for a proposed commercial cannabis activity shall contain the following additional information:
  - (1) Land use permit. A copy of the land use permit issued pursuant to Chapter 88-28 of this code authorizing the proposed commercial cannabis activity, and all applications and materials submitted in support of issuance of the land use permit.
  - (2) Description of premises. The address and assessor’s parcel number(s) of the property upon which the proposed commercial cannabis activity will be located.

- (3) Proof of ownership of premises. Proof of the applicant's ownership of the premises on which the commercial cannabis activity is to occur, or if the premises is rented or leased, written permission from the property owner containing the property owner's notarized signature that authorizes the tenant or lessee to engage in commercial cannabis activity at the site.
- (4) Diagram. A diagram drawn to scale of the premises, showing a site plan, building layout, all entryways and exits to the facility, loading zones, and all areas in which cannabis and cannabis products will be stored, grown, or dispensed. (Ord. 2018-23 § 2).

**413-4.406 Application Fee.** An application for a commercial cannabis health permit, or an application for renewal of a commercial cannabis health permit, will not be accepted unless it is accompanied by the payment of a non-refundable application fee in the amount established by the board of supervisors in the health services department's fee schedule. (Ord. 2018-23 § 2).

**413-4.408 Review of application.**

- (a) The director will review each application for a commercial cannabis health permit. The director will deem the application incomplete if it does not contain all required information and documents, or if all required application fees have not been paid.
- (b) After reviewing a complete application for a commercial cannabis health permit, the director will approve the application unless any of the following grounds for denial exist:
  - (1) The applicant has knowingly made a false statement of material fact or has knowingly omitted a material fact from the application.
  - (2) The proposed commercial cannabis activity or delivery will not comply with the provisions of this chapter.
  - (3) The proposed commercial cannabis activity or delivery will not comply with all State and local laws and regulations.
  - (4) The applicant has not obtained all required State licenses and local permits.
  - (5) The applicant has not paid all required fees in accordance with the fee schedule adopted by the board of supervisors.
- (c) The decision of the director to approve or deny a permit application is final. If the director denies the application, the director will specify in writing the reasons for denial

of the application and notify the applicant of the decision. (Ord. 2018-23 § 2).

**413-4.410 Permit renewal.**

- (a) Each commercial cannabis health permit will expire on June 30th following the date of its issuance.
- (b) An application for renewal must be filed with the director at least 30 calendar days before the permit expires. If any of the documentation or information supplied by the applicant pursuant to Section 413-4.404 has changed since the permit was issued, the applicant must submit updated information and documentation with the application for renewal. The director will deem the application incomplete if it does not contain all required information and documents, or if all required application fees have not been paid.
- (c) Upon review of a renewal application, the director will approve the renewal application unless any of the following grounds for denial exist:
  - (1) Any of the grounds for denial under Section 413-4.408.
  - (2) The application is filed fewer than 30 calendar days before the permit expires.
  - (3) The applicant is delinquent in payment of County taxes.
  - (4) The permit is revoked at the time of application.
- (d) The decision of the director to approve or deny a permit renewal application is final. If the director denies the application for renewal, the director will specify in writing the reasons for denial of the application for renewal and notify the applicant of the decision.
- (e) If a renewal application is denied, an applicant may file a new permit application pursuant to Section 413-4.404. (Ord. 2018-23 § 2).

**413-4.412 Permit fee.** A commercial cannabis health permit, or a renewed commercial cannabis health permit, will not be issued until the applicant has paid a non-refundable permit fee in the amount established by the board of supervisors in the Contra Costa County health services department's fee schedule. (Ord. 2018-23 § 2).

**413-4.414 Permit nontransferable.**

- (a) A commercial cannabis health permit is not transferable and automatically terminates upon transfer of ownership.

- (b) Whenever any permittee sells or transfers a financial interest of 20 percent or more in the permittee's business, the acquiring party must obtain a new commercial cannabis health permit pursuant to Section 413-4.402.
- (c) A commercial cannabis health permit is issued to only the permittee identified on the permit. A commercial cannabis health permit does not run with the land.

#### **Article 413-4.6**

#### **Commercial Cannabis Activity Health Standards**

**413-4.602 Standards for all permittees.** A permittee shall comply with all of the following standards.

- (a) Compliance with State and local laws. A permittee shall comply with all State and local laws and regulations.
- (b) State license. A permittee shall maintain a valid State license. A permittee shall notify the director within three days after receiving any notices of violations or other corrective action ordered by a State or other local licensing authority.
- (c) Business license. A permittee shall maintain a valid county business license.
- (d) Hours of operation. All permitted facilities shall be closed to the general public, and deliveries are prohibited, between the hours of 9:00 p.m. and 8:00 a.m. the following day. (Ord. 2018-23 § 2).

**413-4.604 Commercial cannabis activity standards.** A permittee engaged in a commercial cannabis activity shall comply with all of the following standards in addition to the standards specified in Section 413-4.602.

- (a) Land use entitlements. A permittee shall maintain a valid land use permit issued pursuant to Chapter 88-28 of this code authorizing the commercial cannabis activity.
- (b) Odor control. A permittee shall prevent odors generated from the permitted commercial cannabis activity from impacting neighboring parcels or creating a public nuisance. Unresolved or repeated odor complaints may be a basis for revocation of the permit or denial of permit renewal.
- (c) No consumption on premises. No cannabis or cannabis product may be smoked, ingested, or otherwise consumed on the premises.

- (d) Security breach. A permittee shall notify the Contra Costa County Sheriff’s Office within 24 hours after discovering any diversion, theft, loss, or any criminal activity involving cannabis, cannabis product, or any agent or employee of the permittee. (Ord. 2018-23 § 2).

**413-4.606 Processing and manufacturing standards.** A permittee that processes or manufactures cannabis or cannabis products shall comply with all of the following standards in addition to the standards specified in Sections 413-4.602 and 413-4.604.

- (a) No volatile solvent may be used to process or manufacture cannabis or cannabis products.
- (b) All processing and manufacturing operations must occur at the fixed location listed on the permit. (Ord. 2018-23 § 2).

**413-4.608 Retail sale standards.** A permittee that sells cannabis or cannabis products shall comply with all of the following standards in addition to the standards specified in Sections 413-4.602 and 413-4.604.

- (a) Within each building in which cannabis or cannabis products are sold, the permittee shall prominently display a sign including the following statement in bold print:  
“GOVERNMENT WARNING: CANNABIS IS A SCHEDULE I CONTROLLED SUBSTANCE. KEEP OUT OF REACH OF CHILDREN AND ANIMALS. CANNABIS MAY ONLY BE POSSESSED OR CONSUMED BY PERSONS 21 YEARS OF AGE OR OLDER UNLESS THE PERSON IS A QUALIFIED PATIENT. THE INTOXICATING EFFECTS OF CANNABIS MAY BE DELAYED UP TO TWO HOURS. CANNABIS USE WHILE PREGNANT OR BREASTFEEDING MAY BE HARMFUL. CONSUMPTION OF CANNABIS IMPAIRS YOUR ABILITY TO DRIVE AND OPERATE MACHINERY. PLEASE USE EXTREME CAUTION.”
- (b) Within each building in which cannabis or cannabis products are sold, the permittee shall establish a waiting area that persons must enter prior to entering the retail area. No person may be admitted to the waiting area without first verifying through examination of a government-issued identification card that he or she is at least the minimum age under state law to enter the premises. The waiting area must be physically separated from the retail area. No cannabis or cannabis product may be accessible to customers in the waiting area.
- (c) The permittee or at least one employee shall be physically present in the retail area at all times when any non-employee is in the retail area. Within the retail area, the number of non-employees may not exceed twice the number of employees at any time.
- (d) The sale of any non-cannabis food or beverage, alcohol or alcohol product, or tobacco or



tobacco product from the permitted premises is prohibited.

- (e) The sale of more than 800 milligrams of tetrahydrocannabinol in the form of edible cannabis products to a single cannabis customer in a single day is prohibited.
- (f) The sale of any cannabis product listed in Section 40300 of Division 1 of Title 17 of the California Code of Regulations is prohibited.
- (g) The sale of any flavored cannabis product for which the primary use is human inhalation of the gases, particles, vapors, or byproducts released as a result of combustion, electrical ignition, or vaporization of the flavored cannabis product, is prohibited.
- (h) A permittee shall not sell, permit to be sold, offer for sale, or display for sale any cannabis or cannabis product by means of self-service display, vending machine, rack, counter-top, or shelf that allows self-service sales for any cannabis or cannabis product. All cannabis and cannabis products must be offered for sale only by means of permittee or employee assistance. (Ord. 2018-23 § 2).

**413-4.610 Retail delivery standards.** A permittee that delivers cannabis or cannabis products from a retail location in the unincorporated area of the county to any location in the unincorporated area of the county shall comply with all of the following standards in addition to the standards specified in Sections 413-4.602 and 413-4.604. A permittee that delivers cannabis or cannabis products from a location outside the unincorporated area of the county to any location in the unincorporated area of the county shall comply with all of the following standards in addition to the standards specified in Section 413-4.602.

- (a) The delivery of more than 800 milligrams of tetrahydrocannabinol in the form of edible cannabis products to a single cannabis customer in a single day is prohibited.
- (b) The delivery of any cannabis product listed in Title 17, California Code of Regulations, section 40300, is prohibited.
- (c) The delivery of any flavored cannabis product for which the primary use is human inhalation of the gases, particles, vapors, or byproducts released as a result of combustion, electrical ignition, or vaporization of the flavored cannabis product, is prohibited.
- (d) A permittee may not display any advertisement upon any vehicle that is used for the delivery of cannabis or cannabis products that promotes any activity related to cannabis or that identifies the permittee or the business conducting the delivery.
- (e) A delivery employee who delivers cannabis or cannabis products to a customer shall have in his or her possession a copy of the permit issued under this chapter authorizing the

delivery, which shall be made available upon request to law enforcement.

- (f) No delivery employee may deliver cannabis or cannabis products to a customer without first examining a government-issued identification card of the recipient to confirm that the recipient is the customer who requested the delivery and that the recipient is at least the minimum age under state law to purchase the cannabis or cannabis product.
- (g) A delivery employee who delivers cannabis or cannabis products to a customer shall at the time of delivery provide the customer with a written warning that includes the following statement in bold print: “GOVERNMENT WARNING: CANNABIS IS A SCHEDULE I CONTROLLED SUBSTANCE. KEEP OUT OF REACH OF CHILDREN AND ANIMALS. CANNABIS MAY ONLY BE POSSESSED OR CONSUMED BY PERSONS 21 YEARS OF AGE OR OLDER UNLESS THE PERSON IS A QUALIFIED PATIENT. THE INTOXICATING EFFECTS OF CANNABIS MAY BE DELAYED UP TO TWO HOURS. CANNABIS USE WHILE PREGNANT OR BREASTFEEDING MAY BE HARMFUL. CONSUMPTION OF CANNABIS IMPAIRS YOUR ABILITY TO DRIVE AND OPERATE MACHINERY. PLEASE USE EXTREME CAUTION.” (Ord. 2018-23 § 2).

#### **Article 413-4.8**

#### **Commercial Cannabis Health Permit Enforcement**

##### **413-4.802 Permit revocation.**

- (a) Grounds for revocation. A commercial cannabis health permit may be revoked on any of the following grounds:
  - (1) One or more of the grounds for denial of a commercial cannabis health permit under Section 413-4.408 existed either when the permit application was made or before the commercial cannabis health permit was issued.
  - (2) Any violation of this chapter.
  - (3) Any violation of State or local laws or regulations.
  - (4) The permittee is delinquent in payment of County taxes.
  - (5) The commercial cannabis health permit was transferred in violation of Section 413-4.414.
- (b) Notice of revocation hearing. If any grounds for revocation exist, the director may issue a

notice of revocation hearing. A written notice of revocation hearing will be served to the permittee by either personal service or regular United States mail and will include all of the following information:

- (1) The date of the violation.
  - (2) The address or other description of the location where the violation occurred.
  - (3) The grounds for revocation.
  - (4) The date of the revocation hearing before the director.
- (c) Revocation hearing. A commercial cannabis health permit may be revoked by the director after a revocation hearing. At the hearing, the permittee will be given the opportunity to testify and to present evidence concerning the notice of revocation hearing. After considering the testimony and evidence submitted at the hearing, the director will issue a written decision to revoke or not revoke the commercial cannabis health permit and will list in the decision the reason or reasons for the decision. The written decision will be served by either personal service or regular United States mail.
- (d) Revocation appeal. The decision of the director to revoke a commercial cannabis health permit is appealable to the board of supervisors under Chapter 14-4.
- (e) Final order. The commercial cannabis health permit revocation becomes a final administrative order at one of the following times:
- (1) On the date of the revocation hearing, if the permittee fails to appear at a scheduled revocation hearing.
  - (2) On the date the director's decision is served, if the permittee fails to file a written appeal to the board of supervisors within the time specified.
  - (3) On the date of the appeal hearing, if the permittee fails to appear at a scheduled appeal hearing before the board of supervisors.
  - (4) On the date of the decision by the board of supervisors, if the permittee appears at a scheduled appeal hearing before the board of supervisors.
- (f) If a permit is revoked under this section, the permittee may file a new permit application pursuant to Section 413-4.404, after remedying the grounds upon which the permit was revoked. (Ord. 2018-23 § 2).





Contra  
Costa  
County

To: Board of Supervisors  
From: John Kopchik, Director, Conservation & Development Department  
Date: July 24, 2018

Subject: Appointments to the Historical Landmarks Advisory Committee

---

**RECOMMENDATION(S):**

APPOINT Melinda McCrary to Seat 2, and RE-APPOINT Melissa Jacobsen to Seat 1, Raymond O'Brien to Seat 3, and Carol Jensen to Seat 4 of the Contra Costa County Historical Landmarks Advisory Committee (HLAC) to terms beginning August 13, 2018 and expiring August 12, 2022, as recommended by the Department of Conservation and Development Director and the Contra Costa County Historical Society.

**FISCAL IMPACT:**

None

**BACKGROUND:**

The Historical Landmarks Advisory Committee (HLAC) has five members, comprised of four nominees from the Contra Costa County Historical Society, and the Department of Conservation and Development Director serves as the fifth member.

In a letter dated June 14, 2018, Ms. Priscilla Couden, the Executive Director of the Contra Costa County Historical Society, expressed the Board of Directors' recommendation to nominate Melissa Jacobsen to Seat 1,

- 
- APPROVE  OTHER
  - RECOMMENDATION OF CNTY ADMINISTRATOR  RECOMMENDATION OF BOARD COMMITTEE
- 

Action of Board On: **07/24/2018**  APPROVED AS RECOMMENDED  OTHER

Clerks Notes:

**VOTE OF SUPERVISORS**

I hereby certify that this is a true and correct copy of an action taken and entered on the minutes of the Board of Supervisors on the date shown.

ATTESTED: July 24, 2018

Contact: Emlyn Struthers  
925.335.1919

David J. Twa, County Administrator and Clerk of the Board of Supervisors

By: , Deputy

cc:

BACKGROUND: (CONT'D)

Melinda McCrary to Seat 2, Raymond O'Brien to Seat 3, and Carol Jensen to Seat 4 of the Contra Costa County Historical Landmarks Advisory Committee (HLAC). Terms are 48 months and will begin upon the expiration of the current terms on August 13, 2018 and will expire on August 12, 2022.

CONSEQUENCE OF NEGATIVE ACTION:

If the Board does not act, then the HLAC will have five vacant seats beginning on August 12, 2018, and would be unable to meet to conduct business.



Contra  
Costa  
County

To: Board of Supervisors  
From: Candace Andersen, District II Supervisor  
Date: July 24, 2018

Subject: APPOINTMENT TO THE CONTRA COSTA COUNTY SUSTAINABILITY COMMISSION

---

**RECOMMENDATION(S):**

APPOINT the following individual to the District 2 Alternate Seat on the Contra Costa County Sustainability Commission for a term with an expiration date of March 31, 2021, as recommended by Supervisor Candace Andersen:

Ryan Buckley  
Walnut Creek, CA 94595

**FISCAL IMPACT:**

None.

**BACKGROUND:**

Established by Board Order on November 15, 2016 to advise the Board of Supervisors on the County's implementation of the County Action Plan; advise the Board on opportunities to increase equity and fairness in the County's sustainability programs; provide recommendations to increase public outreach and participation in sustainability issues and implementation of the Climate Action Plan.

**CONSEQUENCE OF NEGATIVE ACTION:**

The seat will remain vacant.

- 
- APPROVE  OTHER  
 RECOMMENDATION OF CNTY ADMINISTRATOR  RECOMMENDATION OF BOARD COMMITTEE
- 

Action of Board On: **07/24/2018**  APPROVED AS RECOMMENDED  OTHER

Clerks Notes:

**VOTE OF SUPERVISORS**

I hereby certify that this is a true and correct copy of an action taken and entered on the minutes of the Board of Supervisors on the date shown.

ATTESTED: July 24, 2018

Contact: Jill Ray,  
925-957-8860

David J. Twa, County Administrator and Clerk of the Board of Supervisors

By: , Deputy

cc: District 2 Supervisor, Maddy Book, Sustainability Commission, Appointee



**Contra  
Costa  
County**

To: Board of Supervisors  
From: Kathy Gallagher, Employment & Human Services Director  
Date: July 24, 2018

Subject: Workforce Development Board of Contra Costa Resignations

---

**RECOMMENDATION(S):**

ACCEPT resignations of Robert Lilley and Paul Adler, DECLARE vacancies in Business Seats 9 and 12 on the Workforce Development Board of Contra Costa County, and DIRECT the Clerk of the Board to post the vacancies, as recommended by the Employment and Human Services Director.

**FISCAL IMPACT:**

No fiscal impact.

**BACKGROUND:**

Mr. Paul Adler has resigned due to employment changes and unavailability to continue to attend meetings and serve on the Board. Mr. Adler was appointed on March 29, 2016 to Business Seat 12. The seat will expire on June 30, 2020.

Mr. Robert Lilley has resigned due to the personal need to refocus on the business development of local workforce. Mr. Lilley was appointed on July 11, 2017 to Business Seat 9. The seat will expire on June 30, 2020.

The Workforce Development Board of Contra Costa (WDB) is a business-led body with the mission to shape and strengthen local and regional workforce development efforts. The WDB brings together

APPROVE

OTHER

RECOMMENDATION OF CNTY ADMINISTRATOR

RECOMMENDATION OF BOARD COMMITTEE

---

Action of Board On: **07/24/2018**  APPROVED AS RECOMMENDED  OTHER

Clerks Notes:

**VOTE OF SUPERVISORS**

I hereby certify that this is a true and correct copy of an action taken and entered on the minutes of the Board of Supervisors on the date shown.

ATTESTED: July 24, 2018

Contact: Elaine Burres,  
925-608-4960

David J. Twa, County Administrator and Clerk of the Board of Supervisors

By: , Deputy

cc:



BACKGROUND: (CONT'D)

leaders from business, economic development, education, labor, community based organizations, and public agencies to align a variety of resources and organizations to enhance the competitiveness of the local workforce and support economic vitality in Contra Costa County.

CONSEQUENCE OF NEGATIVE ACTION:

The Workforce Development Board of Contra Costa may not be able to conduct routine business.



**Contra  
Costa  
County**

To: Board of Supervisors  
From: John Gioia, District I Supervisor  
Date: July 24, 2018

Subject: Accept the resignation of LaSaunda Tate from a resident seat on North Richmond Municipal Advisory Council

---

**RECOMMENDATION(S):**

ACCEPT the resignation of LaSaunda Tate, DECLARE a vacancy in the Unincorporated Seat 4 on the North Richmond Municipal Advisory Council, and DIRECT the Clerk of the Board to post the vacancy, as recommended by Supervisor Gioia.

**FISCAL IMPACT:**

None.

**BACKGROUND:**

The North Richmond Municipal Advisory Council advises the Board of Supervisors on issues and concerns affecting the unincorporated community of North Richmond.

Ms. Tate has served on the North Richmond Municipal Advisory Council in District 1 and now wishes to resign her seat effective immediately for personal reasons.

---

APPROVE

OTHER

RECOMMENDATION OF CNTY ADMINISTRATOR

RECOMMENDATION OF BOARD COMMITTEE

---

Action of Board On: **07/24/2018**  APPROVED AS RECOMMENDED  OTHER

Clerks Notes:

**VOTE OF SUPERVISORS**

I hereby certify that this is a true and correct copy of an action taken and entered on the minutes of the Board of Supervisors on the date shown.

ATTESTED: July 24, 2018

Contact: Robert Rogers,  
510-231-8688

David J. Twa, County Administrator and Clerk of the Board of Supervisors

By: , Deputy

cc:



Contra  
Costa  
County

To: Board of Supervisors  
From: Kathy Gallagher, Employment & Human Services Director  
Date: July 24, 2018

Subject: DECLARE Vacant Private/Non-Profit Sector Seat No. 2 on the Economic Opportunity Council

---

**RECOMMENDATION(S):**

ACCEPT resignation of Marjorie Hanson, DECLARE a vacancy in Private/Non-Profit Sector Seat 2 on the Economic Opportunity Council, and DIRECT the Clerk of the Board to post the vacancy, as recommended by the Employment and Human Services Director.

**FISCAL IMPACT:**

No fiscal impact.

**BACKGROUND:**

The duties and responsibilities of the Economic Opportunity Council include: reviewing fiscal and programmatic reports submitted by staff and the performance of Community Services Block Grant contractors and the Weatherization program services; selecting its officers and appointing members to EOC Committees; making recommendations to the Board of Supervisors on all program proposals and budgets related to Community Services Block Grant and the Weatherization program; and requiring and receiving budget and other reports prepared by staff every other month along with an Annual Report in September.

Ms. Hanson was appointed to Private/Non-Profit Sector Seat No. 2 on March 27, 2018. Her current term has an end date of June 30, 2019. She submitted her resignation from this seat effective June 15, 2018.

---

APPROVE

OTHER

RECOMMENDATION OF CNTY ADMINISTRATOR

RECOMMENDATION OF BOARD COMMITTEE

---

Action of Board On: **07/24/2018**  APPROVED AS RECOMMENDED  OTHER

Clerks Notes:

**VOTE OF SUPERVISORS**

I hereby certify that this is a true and correct copy of an action taken and entered on the minutes of the Board of Supervisors on the date shown.

ATTESTED: July 24, 2018

Contact: CSB (925)  
681-6308

David J. Twa, County Administrator and Clerk of the Board of Supervisors

By: , Deputy

cc: Nancy Sparks

CONSEQUENCE OF NEGATIVE ACTION:

If not approved, the Economic Opportunity Council will be unable to fill the vacancy.



**Contra  
Costa  
County**

To: Board of Supervisors  
From: Kathy Gallagher, Employment & Human Services Director  
Date: July 24, 2018

Subject: Accept Resignation of Michael D. Collins and Declare a Vacancy on Advisory Council on Aging

---

**RECOMMENDATION(S):**

ACCEPT resignation of Michael D. Collins, DECLARE a vacancy in At-Large 6 seat on the Advisory Council on Aging, and DIRECT the Clerk of the Board to post the vacancy, as recommended by the Employment and Human Services Director.

**FISCAL IMPACT:**

No fiscal impact.

**BACKGROUND:**

Mr. Collins notified Area Agency on Aging on April 12, 2018 of his resignation from the Advisory Council on Aging. Mr. Collins was appointed to the At-Large 6 seat on October 17, 2017 with an expiration date of September 30, 2018.

The Advisory Council on Aging (Council) provides a means for county-wide planning, cooperation, and coordination for individuals and groups interested in improving and developing services and opportunities for the older residents of Contra Costa County. The Council provides leadership and advocacy on behalf of older persons and serves as a channel of communication and information on aging.

---

APPROVE

OTHER

RECOMMENDATION OF CNTY ADMINISTRATOR

RECOMMENDATION OF BOARD COMMITTEE

---

Action of Board On: **07/24/2018**  APPROVED AS RECOMMENDED  OTHER

Clerks Notes:

**VOTE OF SUPERVISORS**

I hereby certify that this is a true and correct copy of an action taken and entered on the minutes of the Board of Supervisors on the date shown.

ATTESTED: July 24, 2018

Contact: Gina Chenoweth  
8-4961

David J. Twa, County Administrator and Clerk of the Board of Supervisors

By: , Deputy

cc:

CONSEQUENCE OF NEGATIVE ACTION:

The Advisory Council on Aging may not be able to conduct routine business.



Contra  
Costa  
County

To: Board of Supervisors  
From: David Twa, County Administrator  
Date: July 24, 2018

Subject: APPROPRIATIONS AND REVENUE ADJUSTMENT NO. 5000

---

**RECOMMENDATION(S):**

APPROVE Appropriations and Revenue Adjustment No. 5000 increasing fiscal year 2018/19 estimated revenue in the amount of \$1,500,000 in the Law Enforcement Services Account (0295) from existing fund balance and appropriate it to backfill a reduction in federal reimbursement revenue in the amount of \$1,500,000 in the Custody Services Bureau (0300) due to the cancellation of a contract with the Immigration and Customs Enforcement Agency.

**FISCAL IMPACT:**

Increases expenditure appropriations and estimated revenue by \$1,500,000 using existing fund balance from Public Safety Realignment revenues (AB 109) in the 2011 Local Revenue Fund (Fund No. 115300). In addition, estimated revenue in the amount of \$1,500,000 from the Immigration and Customs Enforcement (ICE) Agency is reduced due to the cancellation of the contract to house detainees in federal custody at the West County Detention Facility (WCDF).

**BACKGROUND:**

On July 10, 2018, the Sheriff-Coroner announced that he had canceled a long standing contract with the Immigration and Customs Enforcement (ICE) Agency, which allowed for

---

APPROVE
  OTHER  
 RECOMMENDATION OF CNTY ADMINISTRATOR
  RECOMMENDATION OF BOARD COMMITTEE

---

Action of Board On: **07/24/2018**  APPROVED AS RECOMMENDED  OTHER

Clerks Notes:

**VOTE OF SUPERVISORS**

I hereby certify that this is a true and correct copy of an action taken and entered on the minutes of the Board of Supervisors on the date shown.

ATTESTED: July 24, 2018

Contact: Timothy M. Ewell, (925)  
335-1036

David J. Twa, County Administrator and Clerk of the Board of Supervisors

By: , Deputy

cc: Hon. Robert R. Campbell, Auditor-Controller, Hon. David O. Livingston, Sheriff-Coroner

## BACKGROUND: (CONT'D)

the housing of detainees in the custody of the federal government at the West County Detention Facility. The contract provided for an \$82.00 per day/ per detainee reimbursement rate and the average daily population (ADP) of federal detainees had been approximately 200 over the past several years. Over that time, actual reimbursement revenue ranged between \$6.0-6.2 million. For fiscal year 2018/19, the Sheriff's Office adopted budget includes a conservative revenue estimate of \$5.8 million from the contract.

The Sheriff's Office has reviewed the financial impact of discontinuing the contract to housing ICE detainees and determined that up to \$2.4 million in new revenue may be required to offset the loss in revenue after taking into account reduced staffing and other expenditure costs. The County Administrator has reviewed the Sheriff's Office request and is proposing that the Board take the following actions to address the estimated \$2.4 million budget impact to maintain a structurally balanced budget in fiscal year 2018/19:

1. Appropriate \$1.5 million from existing Public Safety Realignment (AB 109) fund balance immediately;
2. Consider allocating an additional \$900,000 from existing General Fund appropriations as necessary upon the recommendation of the County Administrator during the scheduled FY 2018/19 Mid-Year Budget Report in February 2019.

The Sheriff's Office has communicated that the contract cancellation process may take up to 120 days and it is unknown how long current staffing levels may ultimately be maintained to facilitate the transition process. For this reason, it is not recommended that the Board reduce expenditure appropriations at this time. Following the 120 day transition period, the County Administrator will work with the Sheriff's Office in advance of the FY 2018/19 Mid-Year Budget Report to the Board of Supervisors to determine how much, if any, of the \$900,000 in existing General Fund appropriations may be necessary to balance the Sheriff's Office budget for the remainder of the fiscal year.

## CONSEQUENCE OF NEGATIVE ACTION:

The Custody Services Bureau (0300) will not receive the anticipated amount of federal reimbursement revenue due to the cancellation of the contract with ICE. Without the appropriation of new revenue to offset the anticipated loss, the fiscal year 2018/19 Custody Services Bureau (0300) budget will likely not balance at year end.

## CHILDREN'S IMPACT STATEMENT:

No impact.

## ATTACHMENTS

TC24/27\_5000



FY 18-19

**CONTRA COSTA COUNTY  
APPROPRIATION ADJUSTMENT/  
ALLOCATION ADJUSTMENT  
T/C-27**

AUDITOR-CONTROLLER USE ONLY: FINAL APPROVAL NEEDED BY:	
<input checked="" type="checkbox"/>	BOARD OF SUPERVISORS
<input type="checkbox"/>	COUNTY ADMINISTRATOR
<input type="checkbox"/>	AUDITOR-CONTROLLER

ACCOUNT CODING		DEPARTMENT: "Law Enforcement Services Account" (0295)		
ORGANIZATION	EXPENDITURE SUB-ACCOUNT	EXPENDITURE ACCOUNT DESCRIPTION	<DECREASE>	INCREASE
2982	5011	REIMBURSEMENTS-GOV/GOV		1,500,000.00
			0.00	1,500,000.00

**APPROVED**

AUDITOR - CONTROLLER  
 By: [Signature] Date 7/16/18

COUNTY ADMINISTRATOR  
 By: \_\_\_\_\_ Date \_\_\_\_\_

BOARD OF SUPERVISORS  
 YES:  
 NO:

By: \_\_\_\_\_ Date \_\_\_\_\_

**EXPLANATION OF REQUEST**

To increase appropriations in the Law Enforcement Services Account (0295) in the 2011 Local Revenue Fund (115300) for transfer to the Custody Services Bureau (0300) in the General Fund (100300) to offset the anticipated loss of federal reimbursement revenue from the cancellation of a service contract with the Immigration and Customs Enforcement (ICE) Agency.

PREPARED BY: Timothy M. Ewell  
 TITLE: Chief Assistant County Administrator  
 DATE: 7/12/2018

APPROPRIATION APOO 5000  
 ADJ. JOURNAL NO.

FY 18-19

**CONTRA COSTA COUNTY  
ESTIMATED REVENUE ADJUSTMENT/  
ALLOCATION ADJUSTMENT  
TC/24**

AUDITOR-CONTROLLER USE ONLY:	
FINAL APPROVAL NEEDED BY:	
<input checked="" type="checkbox"/>	BOARD OF SUPERVISORS
<input type="checkbox"/>	COUNTY ADMINISTRATOR
<input type="checkbox"/>	AUDITOR-CONTROLLER

ACCOUNT CODING		DEPARTMENT: Miscellaneous		
ORGANIZATION	REVENUE ACCOUNT	REVENUE ACCOUNT DESCRIPTION	INCREASE	<DECREASE>
2982	8981	Law Enforcement Services Account (0295) FUND BALANCE AVAILABLE	1,500,000.00	
2590	9569	Custody Services Bureau (0300) OTHER FEDERAL AID		1,500,000.00
2590	9951	REIMBURSEMENTS - GOV/GOV	1,500,000.00	
TOTALS			3,000,000.00	1,500,000.00

**APPROVED**

AUDITOR - CONTROLLER  
By: [Signature] Date 7/12/18

COUNTY ADMINISTRATOR  
By: \_\_\_\_\_ Date \_\_\_\_\_

BOARD OF SUPERVISORS  
YES:  
NO:

By: \_\_\_\_\_ Date \_\_\_\_\_

**EXPLANATION OF REQUEST**

To increase estimated revenue in the Law Enforcement Services Account (0295) in the 2011 Local Revenue Fund (115300) for transfer to the Custody Services Bureau (0300) in the General Fund (100300) to offset the anticipated loss of federal reimbursement revenue from the cancellation of a service contract with the Immigration and Customs Enforcement (ICE) Agency.

PREPARED BY: Timothy M. Ewell  
TITLE: Chief Assistant County Administrator  
DATE: 7/12/2018

REVENUE ADJ. JOURNAL NO.      RAOO 5000



**Contra  
Costa  
County**

To: Board of Supervisors  
From: Anna Roth, Health Services Director  
Date: July 24, 2018

Subject: Add one Administrative Analyst position and cancel one Emergency Planning Coordinator position in the Health Services Department

---

**RECOMMENDATION(S):**

ADOPT Position Adjustment Resolution No. 22299 to add one (1) Administrative Analyst (APWA) (represented) position at salary plan and grade ZB5-1277 (\$4,348 - \$5,285) and cancel one (1) Emergency Planning Coordinator (9GSA) (represented) position #13459 at salary plan and grade ZB5-1501 (\$5,428 - \$6,598) in the Health Services Department.

**FISCAL IMPACT:**

Upon approval, this action has an annual cost savings of approximately \$23,152 with \$5,591 in pension costs already included. The position will be funded by 80% Public Health Emergency Preparedness and 20% Cities Readiness Initiative funds.

**BACKGROUND:**

The Health Services Department is requesting to add an Administrative Analyst position allocated to the Health Emergency Response Unit within its Public Health Division to provide administrative support to various work plans including Public Health Emergency, Medical Countermeasures, Pandemic Flu and Cities Readiness Initiative. Duties and responsibilities include gathering and analyzing data (Rand drills), writing reports and recommending organizational needs (After Action Reports, Improvement Plans, Exercise Plans, Job Action Sheets, and Grant budget work plans), assisting in the hiring process and selection of employees, and collaborating with Emergency Management Team, and internal/external

APPROVE

OTHER

RECOMMENDATION OF CNTY ADMINISTRATOR

RECOMMENDATION OF BOARD COMMITTEE

---

Action of Board On: **07/24/2018**  APPROVED AS RECOMMENDED  OTHER

Clerks Notes:

**VOTE OF SUPERVISORS**

I hereby certify that this is a true and correct copy of an action taken and entered on the minutes of the Board of Supervisors on the date shown.

ATTESTED: July 24, 2018

Contact: Jo-Anne Linares, (925)  
957-5240

David J. Twa, County Administrator and Clerk of the Board of Supervisors

By: , Deputy

cc:

BACKGROUND: (CONT'D)

community partners.

The Emergency Planning Coordinator position #13459 has been vacant since 2007 and the department has determined it no longer meets the operational needs of the Health Emergency Response Unit. The scope of duties are more in line with the Administrative Analyst classification and cancellation of the Emergency Planning Coordinator position will result in cost savings.

CONSEQUENCE OF NEGATIVE ACTION:

If this action is not approved, the Health Emergency Response Unit within Public Health will not have the appropriate staffing level to meet its operational needs.

ATTACHMENTS

P300 #22299 - Add Admin Analyst and Cancel Emergency Planning Coordinator in HSD

**POSITION ADJUSTMENT REQUEST**

NO. 22299  
DATE 5/16/2018

Department Health Services

Department No./  
Budget Unit No. 0450 Org No. 5752 Agency No. A18

Action Requested: Add one Administrative Analyst (APWA) position at salary plan and grade ZB5-1277 (\$4,348 - \$5,285) and cancel vacant Emergency Planning Coordinator (9GSA) position #13459 at salary plan and grade ZB5-1501 (\$5,428 - \$6,598) in the Health Services Department. (All represented)

Proposed Effective Date: \_\_\_\_\_

Classification Questionnaire attached: Yes  No  / Cost is within Department's budget: Yes  No

Total One-Time Costs (non-salary) associated with request: \$0.00

Estimated total cost adjustment (salary / benefits / one time):

Total annual cost (\$23,152.00) Net County Cost \_\_\_\_\_  
Total this FY (\$23,152.00) N.C.C. this FY \_\_\_\_\_

SOURCE OF FUNDING TO OFFSET ADJUSTMENT Cost savings

Department must initiate necessary adjustment and submit to CAO.  
Use additional sheet for further explanations or comments.

Jo-Anne Linares

\_\_\_\_\_  
(for) Department Head

REVIEWED BY CAO AND RELEASED TO HUMAN RESOURCES DEPARTMENT

/s/ Julie DiMaggio Enea

6/11/2018

\_\_\_\_\_  
Deputy County Administrator

\_\_\_\_\_  
Date

HUMAN RESOURCES DEPARTMENT RECOMMENDATIONS

DATE 6/18/2018

ADOPT Position Adjustment Resolution No. 22299 to add one Administrative Analyst (APWA) position at salary plan and grade ZB5-1277 (\$4,348 - \$5,285) and cancel one Emergency Planning Coordinator (9GSA) position #13459 at salary plan and grade ZB5-1501 (\$5,428 - \$6,598) in the Health Services Department. (All represented)

Amend Resolution 71/17 establishing positions and resolutions allocating classes to the Basic / Exempt salary schedule.

Effective:  Day following Board Action.  
 \_\_\_\_\_(Date)

Marta Goc

6/18/2018

\_\_\_\_\_  
(for) Director of Human Resources

\_\_\_\_\_  
Date

COUNTY ADMINISTRATOR RECOMMENDATION:

DATE 7/18/2018

Approve Recommendation of Director of Human Resources  
 Disapprove Recommendation of Director of Human Resources  
 Other: \_\_\_\_\_

/s/ Julie DiMaggio Enea

\_\_\_\_\_  
(for) County Administrator

BOARD OF SUPERVISORS ACTION:

Adjustment is APPROVED  DISAPPROVED

David J. Twa, Clerk of the Board of Supervisors  
and County Administrator

DATE \_\_\_\_\_

BY \_\_\_\_\_

APPROVAL OF THIS ADJUSTMENT CONSTITUTES A PERSONNEL / SALARY RESOLUTION AMENDMENT

POSITION ADJUSTMENT ACTION TO BE COMPLETED BY HUMAN RESOURCES DEPARTMENT FOLLOWING BOARD ACTION

Adjust class(es) / position(s) as follows:

## REQUEST FOR PROJECT POSITIONS

Department \_\_\_\_\_

Date 7/18/2018

No. xxxxxx

1. Project Positions Requested:
  
2. Explain Specific Duties of Position(s)
  
3. Name / Purpose of Project and Funding Source (do not use acronyms i.e. SB40 Project or SDSS Funds)
  
4. Duration of the Project: Start Date \_\_\_\_\_ End Date \_\_\_\_\_  
Is funding for a specified period of time (i.e. 2 years) or on a year-to-year basis? Please explain.
  
5. Project Annual Cost
  - a. Salary & Benefits Costs: \_\_\_\_\_
  - b. Support Costs: \_\_\_\_\_  
(services, supplies, equipment, etc.)
  - c. Less revenue or expenditure: \_\_\_\_\_
  - d. Net cost to General or other fund: \_\_\_\_\_
  
6. Briefly explain the consequences of not filling the project position(s) in terms of:
  - a. potential future costs
  - b. legal implications
  - c. financial implications
  - d. political implications
  - e. organizational implications
  
7. Briefly describe the alternative approaches to delivering the services which you have considered. Indicate why these alternatives were not chosen.
  
8. Departments requesting new project positions must submit an updated cost benefit analysis of each project position at the halfway point of the project duration. This report is to be submitted to the Human Resources Department, which will forward the report to the Board of Supervisors. Indicate the date that your cost / benefit analysis will be submitted
  
9. How will the project position(s) be filled?
  - a. Competitive examination(s)
  - b. Existing employment list(s) Which one(s)? \_\_\_\_\_
  - c. Direct appointment of:
    1. Merit System employee who will be placed on leave from current job
    2. Non-County employee

Provide a justification if filling position(s) by C1 or C2

USE ADDITIONAL PAPER IF NECESSARY



Contra  
Costa  
County

To: Board of Supervisors  
From: Anna Roth, Health Services  
Date: July 24, 2018

Subject: Cancel and Add Positions in the Conservatorship Program in the Health Services Department

---

**RECOMMENDATION(S):**

ADOPT Position Adjustment Resolution No. 22323 to cancel one Conservator/Guardianship Program Aide position #8220 (VQWC) at salary plan and grade TA5-0974 (\$3,221 - \$3,915) and add one permanent Mental Health Community Support Worker II position (VQVB) at salary plan and grade TC5-0968 (\$3,202 - \$3,892) in the Health Services Department. (All represented)

**FISCAL IMPACT:**

This action results in an approximate annual salary savings of \$409.

**BACKGROUND:**

The Health Services Department is requesting to cancel one Conservator/Guardianship Program Aide position and add one permanent Mental Health Community Support Worker II position in the Conservatorship Program within the Behavioral Health Division. The Conservator/Guardianship Program Aide position is a single classification in the County and performs the following duties: providing support to clients, transporting and accompanying clients to court and other appointments, providing referral services and observing and reporting client conditions to professional staff.

---

APPROVE

OTHER

RECOMMENDATION OF CNTY ADMINISTRATOR

RECOMMENDATION OF BOARD COMMITTEE

---

Action of Board On: **07/24/2018**  APPROVED AS RECOMMENDED  OTHER

Clerks Notes:

**VOTE OF SUPERVISORS**

I hereby certify that this is a true and correct copy of an action taken and entered on the minutes of the Board of Supervisors on the date shown.

ATTESTED: July 24, 2018

Contact: Adrienne Todd,  
925-957-5265

David J. Twa, County Administrator and Clerk of the Board of Supervisors

By: , Deputy

cc:

BACKGROUND: (CONT'D)

These duties can be performed by the broader classification of Mental Health Community Support Worker II. Since the duties are very similar, these classifications are similarly compensated. By utilizing the Mental Health Community Support Worker II classification, this will create both transfer and promotional opportunities for incumbent County employees and should shorten the time in filling vacancies.

CONSEQUENCE OF NEGATIVE ACTION:

Failure to approve this request will negatively impact the efficiency at which the Behavioral Health Division would be able to fill vacancies in this classification and staff the Conservatorship Program.

ATTACHMENTS

P300 #22323 - Add MH Comm Support Worker II and Cancel Conservator-Guardianship Program Aide in HSD



**POSITION ADJUSTMENT REQUEST**

NO. 22323  
DATE 6/27/2018

Department Health Services Department Department No./  
Budget Unit No. 0451 Org No. 0451 Agency No. A18

Action Requested: Cancel one vacant Conservator/Guardianship Program Aide position #8220 (VQWC) at salary plan and grade TA5-0974 (\$3,221.53 - \$3,915.79) and add one Mental Health Community Support Worker II position (VQVB) at salary plan and grade TC5-0968 (\$3,202.45 - \$3,892.59) in the Health Services Department. (All represented)

Proposed Effective Date: 7/15/2018

Classification Questionnaire attached: Yes  No  / Cost is within Department's budget: Yes  No

Total One-Time Costs (non-salary) associated with request: 0

Estimated total cost adjustment (salary / benefits / one time):

Total annual cost (\$409.00) Net County Cost \$0.00  
Total this FY (\$409.00) N.C.C. this FY \$0.00

SOURCE OF FUNDING TO OFFSET ADJUSTMENT Cost savings

Department must initiate necessary adjustment and submit to CAO.  
Use additional sheet for further explanations or comments.

Adrienne Todd

\_\_\_\_\_  
(for) Department Head

REVIEWED BY CAO AND RELEASED TO HUMAN RESOURCES DEPARTMENT

Susan Smith

7/9/2018

\_\_\_\_\_  
Deputy County Administrator

\_\_\_\_\_  
Date

HUMAN RESOURCES DEPARTMENT RECOMMENDATIONS

DATE \_\_\_\_\_

Exempt from Human Resources review under delegated authority.

Amend Resolution 71/17 establishing positions and resolutions allocating classes to the Basic / Exempt salary schedule.

Effective:  Day following Board Action.  
 \_\_\_\_\_(Date)

\_\_\_\_\_  
(for) Director of Human Resources

\_\_\_\_\_  
Date

COUNTY ADMINISTRATOR RECOMMENDATION:

DATE 7/13/18

- Approve Recommendation of Director of Human Resources
- Disapprove Recommendation of Director of Human Resources
- Other: Approve as recommended by the Department.

/s/ Julie DiMaggio Enea

\_\_\_\_\_  
(for) County Administrator

BOARD OF SUPERVISORS ACTION:

Adjustment is APPROVED  DISAPPROVED

David J. Twa, Clerk of the Board of Supervisors  
and County Administrator

DATE \_\_\_\_\_

BY \_\_\_\_\_

APPROVAL OF THIS ADJUSTMENT CONSTITUTES A PERSONNEL / SALARY RESOLUTION AMENDMENT

POSITION ADJUSTMENT ACTION TO BE COMPLETED BY HUMAN RESOURCES DEPARTMENT FOLLOWING BOARD ACTION

Adjust class(es) / position(s) as follows:

## REQUEST FOR PROJECT POSITIONS

Department \_\_\_\_\_

Date 7/13/2018

No. xxxxxx

1. Project Positions Requested:
  
2. Explain Specific Duties of Position(s)
  
3. Name / Purpose of Project and Funding Source (do not use acronyms i.e. SB40 Project or SDSS Funds)
  
4. Duration of the Project: Start Date \_\_\_\_\_ End Date \_\_\_\_\_  
Is funding for a specified period of time (i.e. 2 years) or on a year-to-year basis? Please explain.
  
5. Project Annual Cost
  - a. Salary & Benefits Costs: \_\_\_\_\_
  - b. Support Costs: \_\_\_\_\_  
(services, supplies, equipment, etc.)
  - c. Less revenue or expenditure: \_\_\_\_\_
  - d. Net cost to General or other fund: \_\_\_\_\_
  
6. Briefly explain the consequences of not filling the project position(s) in terms of:
  - a. potential future costs
  - b. legal implications
  - c. financial implications
  - d. political implications
  - e. organizational implications
  
7. Briefly describe the alternative approaches to delivering the services which you have considered. Indicate why these alternatives were not chosen.
  
8. Departments requesting new project positions must submit an updated cost benefit analysis of each project position at the halfway point of the project duration. This report is to be submitted to the Human Resources Department, which will forward the report to the Board of Supervisors. Indicate the date that your cost / benefit analysis will be submitted
  
9. How will the project position(s) be filled?
  - a. Competitive examination(s)
  - b. Existing employment list(s) Which one(s)? \_\_\_\_\_
  - c. Direct appointment of:
    1. Merit System employee who will be placed on leave from current job
    2. Non-County employee

Provide a justification if filling position(s) by C1 or C2

USE ADDITIONAL PAPER IF NECESSARY



Contra  
Costa  
County

To: Board of Supervisors  
From: David Twa, County Administrator  
Date: July 24, 2018

Subject: Transfer two GIS technician positions from Public Works to DoIT

---

**RECOMMENDATION(S):**

ADOPT Position Adjustment Resolution No. 22322 to transfer two (2) vacant Geographic Information Systems Technician (LD7A) positions (17528 & 17529) from the Public Works Department (0650) to the Department of Information Technology (0147).

**FISCAL IMPACT:**

No fiscal impact from the position transfer. The positions are funded 100% by Road and Flood Control funds.

**BACKGROUND:**

Public Works added two Geographic Information Systems (GIS) Technician positions as part of the FY 2018-19 Recommended Budget. The positions are needed for rights of way and infrastructure as well as tracking and reporting of the Clean Water Municipal Regional Permit. It was determined, after the positions were added to the Public Works Department, that the positions needed to be transferred to the Department of Information Technology as part of the Countywide GIS program. The determination was made to transfer the positions because the job specification for GIS Technicians specifies that general direction is received from the GIS Administrator (a job classification specific to the Department of Information Technology).

APPROVE

OTHER

RECOMMENDATION OF CNTY ADMINISTRATOR

RECOMMENDATION OF BOARD COMMITTEE

Action of Board On: **07/24/2018**  APPROVED AS RECOMMENDED  OTHER

Clerks Notes:

**VOTE OF SUPERVISORS**

I hereby certify that this is a true and correct copy of an action taken and entered on the minutes of the Board of Supervisors on the date shown.

ATTESTED: July 24, 2018

Contact: Laura Strobel (925)  
335-1091

David J. Twa, County Administrator and Clerk of the Board of Supervisors

By: , Deputy

cc:



BACKGROUND: (CONT'D)

> The two GIS Technician positions, under general direction from the GIS Administrator, will work with Public Works exclusively on projects relating to Road and Flood Control funding.

CONSEQUENCE OF NEGATIVE ACTION:

If the position transfer is not approved the function and activities of the Department of Information Technology will be further decentralized across the County which may lead to duplication of effort and cost.

ATTACHMENTS

AIR 34439 P300 22322 Transfer Positions

**POSITION ADJUSTMENT REQUEST**

NO. 22322  
DATE 7/9/2018

Department Public Works Department No./  
Budget Unit No. 0650 Org No. \*\* Agency No. 65  
Action Requested: Transfer two Geographic Information Systems Technicians (LD7A) (pos 17528 & 17529) from Public Works (0650/4542 & 0650/4525) to the Department of Information Technology (0147/1063)

Proposed Effective Date: \_\_\_\_\_

Classification Questionnaire attached: Yes  No  / Cost is within Department's budget: Yes  No

Total One-Time Costs (non-salary) associated with request: \_\_\_\_\_

Estimated total cost adjustment (salary / benefits / one time):

Total annual cost \$210,000.00 Net County Cost \_\_\_\_\_  
Total this FY \$210,000.00 N.C.C. this FY \_\_\_\_\_

SOURCE OF FUNDING TO OFFSET ADJUSTMENT 100% Road and Flood Control Funds

Department must initiate necessary adjustment and submit to CAO.  
Use additional sheet for further explanations or comments.

B.Balbas

\_\_\_\_\_  
(for) Department Head

REVIEWED BY CAO AND RELEASED TO HUMAN RESOURCES DEPARTMENT

L.Strobel

7/9/28

\_\_\_\_\_  
Deputy County Administrator

\_\_\_\_\_  
Date

HUMAN RESOURCES DEPARTMENT RECOMMENDATIONS

DATE 7/12/2018

Transfer two (2) vacant Geographic Information Systems Technician (LD7A) positions numbers 17528 and 17529 from the Public Works Department (0650) to the Department of Information Technology (0147)

Amend Resolution 71/17 establishing positions and resolutions allocating classes to the Basic / Exempt salary schedule.

Effective:  Day following Board Action.

\_\_\_\_\_(Date)

Gladys Scott Reid

7/12/2018

\_\_\_\_\_  
(for) Director of Human Resources

\_\_\_\_\_  
Date

COUNTY ADMINISTRATOR RECOMMENDATION:

DATE \_\_\_\_\_

- Approve Recommendation of Director of Human Resources
- Disapprove Recommendation of Director of Human Resources
- Other: \_\_\_\_\_

\_\_\_\_\_  
(for) County Administrator

BOARD OF SUPERVISORS ACTION:

Adjustment is APPROVED  DISAPPROVED

David J. Twa, Clerk of the Board of Supervisors  
and County Administrator

DATE \_\_\_\_\_

BY \_\_\_\_\_

APPROVAL OF THIS ADJUSTMENT CONSTITUTES A PERSONNEL / SALARY RESOLUTION AMENDMENT

POSITION ADJUSTMENT ACTION TO BE COMPLETED BY HUMAN RESOURCES DEPARTMENT FOLLOWING BOARD ACTION

Adjust class(es) / position(s) as follows:

## REQUEST FOR PROJECT POSITIONS

Department \_\_\_\_\_

Date 7/12/2018

No. xxxxxx

1. Project Positions Requested:
  
2. Explain Specific Duties of Position(s)
  
3. Name / Purpose of Project and Funding Source (do not use acronyms i.e. SB40 Project or SDSS Funds)
  
4. Duration of the Project: Start Date \_\_\_\_\_ End Date \_\_\_\_\_  
Is funding for a specified period of time (i.e. 2 years) or on a year-to-year basis? Please explain.
  
5. Project Annual Cost
  - a. Salary & Benefits Costs: \_\_\_\_\_
  - b. Support Costs: \_\_\_\_\_  
(services, supplies, equipment, etc.)
  - c. Less revenue or expenditure: \_\_\_\_\_
  - d. Net cost to General or other fund: \_\_\_\_\_
  
6. Briefly explain the consequences of not filling the project position(s) in terms of:
  - a. potential future costs
  - b. legal implications
  - c. financial implications
  - d. political implications
  - e. organizational implications
  
7. Briefly describe the alternative approaches to delivering the services which you have considered. Indicate why these alternatives were not chosen.
  
8. Departments requesting new project positions must submit an updated cost benefit analysis of each project position at the halfway point of the project duration. This report is to be submitted to the Human Resources Department, which will forward the report to the Board of Supervisors. Indicate the date that your cost / benefit analysis will be submitted
  
9. How will the project position(s) be filled?
  - a. Competitive examination(s)
  - b. Existing employment list(s) Which one(s)? \_\_\_\_\_
  - c. Direct appointment of:
    1. Merit System employee who will be placed on leave from current job
    2. Non-County employee

Provide a justification if filling position(s) by C1 or C2

USE ADDITIONAL PAPER IF NECESSARY



**Contra  
Costa  
County**

To: Board of Supervisors  
From: David Twa, County Administrator  
Date: July 24, 2018

Subject: Add and Cancel positions in the County Administrator's Office

---

**RECOMMENDATION(S):**

ADOPT Position Adjustment Resolution No. 22324 to add one (1) Labor Relations Assistant (AD7C) (unrepresented) position at salary plan and grade B85 1308 (\$4,486-\$5,453) and cancel one (1) Secretary - Advanced (J3TG) (represented) position #14795 in the County Administrator's Office; and add one (1) Management Analyst (ADVB) (unrepresented) position at salary plan and grade B85 1434 (\$5,603-\$7,508) in the County Administrator's Office, Office of Re-entry and Justice.

**FISCAL IMPACT:**

The total annual cost of the board action will be \$102,355, with pension costs totaling \$34,800. The cost will be covered almost entirely by AB-109 funding (99.2%) and the remaining 0.2% covered by the General Fund.

**BACKGROUND:**

The requested action reflects the increased level of work for Labor Relations as well as the Office of Reentry and Justice.

APPROVE

OTHER

RECOMMENDATION OF CNTY ADMINISTRATOR

RECOMMENDATION OF BOARD COMMITTEE

Action of Board On: **07/24/2018**  APPROVED AS RECOMMENDED  OTHER

Clerks Notes:

**VOTE OF SUPERVISORS**

I hereby certify that this is a true and correct copy of an action taken and entered on the minutes of the Board of Supervisors on the date shown.

ATTESTED: July 24, 2018

Contact: Lisa Driscoll, (925)  
335-1023

David J. Twa, County Administrator and Clerk of the Board of Supervisors

By: , Deputy

cc:



BACKGROUND: (CONT'D)

CONSEQUENCE OF NEGATIVE ACTION:

If this action is not approved, the Labor Relations Unit and the Office of Re-entry and Justice will not have appropriate staff to meet the increased work demand.

ATTACHMENTS

P300 22324

**POSITION ADJUSTMENT REQUEST**

NO. 22324  
DATE 7/9/2018

Department County Administrator Department No./  
Budget Unit No. 0003 Org No. 1200 Agency No. 03  
Action Requested: Cancel 1 Secretary - Advanced (J3TG) position #14795 and add 1 Labor Relations Assistant (AD7C) position at salary plan and grade B85-1308 (\$4,486-\$5,453) in the County Administrator's Office (Org 1200); Add 1 Management Analyst (ADVB) (unrepresented) position at salary plan and grade B85 1434 (\$5,603-\$7,508) in the CAO-Office of Reentry and Justice (Org 1216)

Proposed Effective Date: 7/25/2018

Classification Questionnaire attached: Yes  No  / Cost is within Department's budget: Yes  No

Total One-Time Costs (non-salary) associated with request: \_\_\_\_\_

Estimated total cost adjustment (salary / benefits / one time):

Total annual cost \$102,355.00 Net County Cost \$201.00  
Total this FY \$93,825.00 N.C.C. this FY \$184.00

SOURCE OF FUNDING TO OFFSET ADJUSTMENT 0.2% General Fund; 99.8% AB-109 funds

Department must initiate necessary adjustment and submit to CAO.  
Use additional sheet for further explanations or comments.

D.Twa

\_\_\_\_\_  
(for) Department Head

REVIEWED BY CAO AND RELEASED TO HUMAN RESOURCES DEPARTMENT

L.Strobel

7/9/28

\_\_\_\_\_  
Deputy County Administrator

\_\_\_\_\_  
Date

HUMAN RESOURCES DEPARTMENT RECOMMENDATIONS

DATE 7/12/2018

Add one (1) Labor Relations Assistant (AD7C) (unrepresented) position at salary plan and grade B85 1308 (\$4,486-\$5,453) and cancel one (1) Secretary - Advanced (J3TG) (represented) position #14795; add one (1) Management Analyst (ADVB) (unrepresented) position at salary plan and grade B85 1434 (\$5,603-\$7,508)

Amend Resolution 71/17 establishing positions and resolutions allocating classes to the Basic / Exempt salary schedule.

Effective:  Day following Board Action.

\_\_\_\_\_(Date)

Gladys Scott Reid

7/12/2018

\_\_\_\_\_  
(for) Director of Human Resources

\_\_\_\_\_  
Date

COUNTY ADMINISTRATOR RECOMMENDATION:

DATE \_\_\_\_\_

- Approve Recommendation of Director of Human Resources
- Disapprove Recommendation of Director of Human Resources
- Other: \_\_\_\_\_

\_\_\_\_\_  
(for) County Administrator

BOARD OF SUPERVISORS ACTION:

Adjustment is APPROVED  DISAPPROVED

David J. Twa, Clerk of the Board of Supervisors  
and County Administrator

DATE \_\_\_\_\_

BY \_\_\_\_\_

APPROVAL OF THIS ADJUSTMENT CONSTITUTES A PERSONNEL / SALARY RESOLUTION AMENDMENT

POSITION ADJUSTMENT ACTION TO BE COMPLETED BY HUMAN RESOURCES DEPARTMENT FOLLOWING BOARD ACTION

Adjust class(es) / position(s) as follows:

## REQUEST FOR PROJECT POSITIONS

Department \_\_\_\_\_

Date 7/16/2018

No. xxxxxx

1. Project Positions Requested:
  
2. Explain Specific Duties of Position(s)
  
3. Name / Purpose of Project and Funding Source (do not use acronyms i.e. SB40 Project or SDSS Funds)
  
4. Duration of the Project: Start Date \_\_\_\_\_ End Date \_\_\_\_\_  
Is funding for a specified period of time (i.e. 2 years) or on a year-to-year basis? Please explain.
  
5. Project Annual Cost
  - a. Salary & Benefits Costs: \_\_\_\_\_
  - b. Support Costs: \_\_\_\_\_  
(services, supplies, equipment, etc.)
  - c. Less revenue or expenditure: \_\_\_\_\_
  - d. Net cost to General or other fund: \_\_\_\_\_
  
6. Briefly explain the consequences of not filling the project position(s) in terms of:
  - a. potential future costs
  - b. legal implications
  - c. financial implications
  - d. political implications
  - e. organizational implications
  
7. Briefly describe the alternative approaches to delivering the services which you have considered. Indicate why these alternatives were not chosen.
  
8. Departments requesting new project positions must submit an updated cost benefit analysis of each project position at the halfway point of the project duration. This report is to be submitted to the Human Resources Department, which will forward the report to the Board of Supervisors. Indicate the date that your cost / benefit analysis will be submitted
  
9. How will the project position(s) be filled?
  - a. Competitive examination(s)
  - b. Existing employment list(s) Which one(s)? \_\_\_\_\_
  - c. Direct appointment of:
    1. Merit System employee who will be placed on leave from current job
    2. Non-County employee

Provide a justification if filling position(s) by C1 or C2

USE ADDITIONAL PAPER IF NECESSARY



**Contra  
Costa  
County**

To: Board of Supervisors  
From: Anna Roth, Health Services  
Date: July 24, 2018

Subject: Reallocate a Part Time 24/40 Occupational Therapist I position from Hospital Enterprises, Occupational Therapy to Health Services Detention

---

**RECOMMENDATION(S):**

ADOPT Position Adjustment Resolution No. 22326 to reallocate one part time (24/40) Occupational Therapist I (V5VG) position #8269 at salary plan and grade TC5-1651 (\$6,297-\$7,654) from Department 0540, Health Services - Hospital Enterprises, Org 6379, Occupational Therapy, to Department 0301, Health Services Detention, Org 5710, Martinez Detention Mental Health in the Health Services Department. (Represented)

**FISCAL IMPACT:**

The approximate annual cost of the position is \$89,979, which includes pension costs of \$19,565. The position will be funded by Hospital Enterprise Fund I.

**BACKGROUND:**

The Health Services Department is requesting to reallocate one permanent part time Occupational Therapist I position from Contra Costa Regional Medical Center (CCRMC) to the Martinez Detention Facility (MDF). It is the Department's intention to increase the services that are available to the incarcerated population with mental health issues. The duties of this position include developing a group program that focuses on aspects of cognitive functioning, including activities of daily living, emotional regulation and social skills building. These services will be supported by the Rehabilitation staff at CCRMC. Staff will work collaboratively with multi-disciplinary teams within MDF to assist inmates in achieving their goals.

APPROVE

OTHER

RECOMMENDATION OF CNTY ADMINISTRATOR

RECOMMENDATION OF BOARD COMMITTEE

Action of Board On: **07/24/2018**  APPROVED AS RECOMMENDED  OTHER

Clerks Notes:

**VOTE OF SUPERVISORS**

I hereby certify that this is a true and correct copy of an action taken and entered on the minutes of the Board of Supervisors on the date shown.

ATTESTED: July 24, 2018

Contact: Adrienne Todd,  
925-957-5265

David J. Twa, County Administrator and Clerk of the Board of Supervisors

By: , Deputy

cc:

CONSEQUENCE OF NEGATIVE ACTION:

Failure to approve this request will limit the ability of the Rehabilitation Unit to expand services to the incarcerated population at the Martinez Detention Facility.

ATTACHMENTS

P300 #22326 - Reallocate PT Occupational Therapist I to Mtz Detention Mental Health

**POSITION ADJUSTMENT REQUEST**

NO. 22326  
DATE 7/9/2018

Department No./

Department Health Services Department

Budget Unit No. 0301 Org No. 5710 Agency No. A18

Action Requested: Reallocate one part time (24/40) Occupational Therapist I (V5VG) position #8269 at salary plan and grade TC5-1651 (\$6,297 - \$7,654) from Department 0540, Health Services – Hospital Enterprises, Org 6379, Occupational Therapy to Department 0301, Health Services – Detention, Org 5710, Martinez Detention Mental Health, in the Health Services Department. (Represented)

Proposed Effective Date: 8/1/2018

Classification Questionnaire attached: Yes  No  / Cost is within Department's budget: Yes  No

Total One-Time Costs (non-salary) associated with request: \_\_\_\_\_

Estimated total cost adjustment (salary / benefits / one time):

Total annual cost \$89,979.00

Net County Cost \$0

Total this FY \$89,979.00

N.C.C. this FY \$0.00

SOURCE OF FUNDING TO OFFSET ADJUSTMENT Hospital Enterprise Fund I

Department must initiate necessary adjustment and submit to CAO.  
Use additional sheet for further explanations or comments.

Adrienne Todd

\_\_\_\_\_  
(for) Department Head

REVIEWED BY CAO AND RELEASED TO HUMAN RESOURCES DEPARTMENT

Susan Smith

7/12/2018

\_\_\_\_\_  
Deputy County Administrator

\_\_\_\_\_  
Date

HUMAN RESOURCES DEPARTMENT RECOMMENDATIONS

DATE \_\_\_\_\_

Exempt from Human Resources review under delegated authority.

Amend Resolution 71/17 establishing positions and resolutions allocating classes to the Basic / Exempt salary schedule.

Effective:  Day following Board Action.

\_\_\_\_\_(Date)

\_\_\_\_\_  
(for) Director of Human Resources

\_\_\_\_\_  
Date

COUNTY ADMINISTRATOR RECOMMENDATION:

DATE

7/13/18

Approve Recommendation of Director of Human Resources

Disapprove Recommendation of Director of Human Resources

Other: Approve as recommended by the Department.

/s/ Julie DiMaggio Enea

\_\_\_\_\_  
(for) County Administrator

BOARD OF SUPERVISORS ACTION:

Adjustment is APPROVED  DISAPPROVED

David J. Twa, Clerk of the Board of Supervisors  
and County Administrator

DATE \_\_\_\_\_

BY \_\_\_\_\_

APPROVAL OF THIS ADJUSTMENT CONSTITUTES A PERSONNEL / SALARY RESOLUTION AMENDMENT

POSITION ADJUSTMENT ACTION TO BE COMPLETED BY HUMAN RESOURCES DEPARTMENT FOLLOWING BOARD ACTION

Adjust class(es) / position(s) as follows:

## REQUEST FOR PROJECT POSITIONS

Department \_\_\_\_\_

Date 7/13/2018

No. xxxxxx

1. Project Positions Requested:
  
2. Explain Specific Duties of Position(s)
  
3. Name / Purpose of Project and Funding Source (do not use acronyms i.e. SB40 Project or SDSS Funds)
  
4. Duration of the Project: Start Date \_\_\_\_\_ End Date \_\_\_\_\_  
Is funding for a specified period of time (i.e. 2 years) or on a year-to-year basis? Please explain.
  
5. Project Annual Cost
  - a. Salary & Benefits Costs: \_\_\_\_\_
  - b. Support Costs: \_\_\_\_\_  
(services, supplies, equipment, etc.)
  - c. Less revenue or expenditure: \_\_\_\_\_
  - d. Net cost to General or other fund: \_\_\_\_\_
  
6. Briefly explain the consequences of not filling the project position(s) in terms of:
  - a. potential future costs
  - b. legal implications
  - c. financial implications
  - d. political implications
  - e. organizational implications
  
7. Briefly describe the alternative approaches to delivering the services which you have considered. Indicate why these alternatives were not chosen.
  
8. Departments requesting new project positions must submit an updated cost benefit analysis of each project position at the halfway point of the project duration. This report is to be submitted to the Human Resources Department, which will forward the report to the Board of Supervisors. Indicate the date that your cost / benefit analysis will be submitted
  
9. How will the project position(s) be filled?
  - a. Competitive examination(s)
  - b. Existing employment list(s) Which one(s)? \_\_\_\_\_
  - c. Direct appointment of:
    1. Merit System employee who will be placed on leave from current job
    2. Non-County employee

Provide a justification if filling position(s) by C1 or C2

USE ADDITIONAL PAPER IF NECESSARY



Contra  
Costa  
County

To: Board of Supervisors  
From: Kathy Gallagher, Employment & Human Services Director  
Date: July 24, 2018

Subject: National Asian Pacific Center on Aging grant funding

---

**RECOMMENDATION(S):**

APPROVE and AUTHORIZE the Employment and Human Services Director, or designee, to submit a grant application in an amount not to exceed \$532,429 from National Asian Pacific Center on Aging for the Senior Community Service Employment Program (SCSEP) for the period July 1, 2018 through June 30, 2019.

**FISCAL IMPACT:**

County match of 10% (\$53,243) required and has been accounted for in the department's FY 2018-19 budget. Approximately \$459,979 of the contract amount are participants' wages paid directly by NAPCA leaving \$72,450 to be received by EHSD to administer SCSEP program.

CFDA #17.235

**BACKGROUND:**

National Asian Pacific Center on Aging grant funding will be used to administer the Senior Community Services Employment Program in Contra Costa County for seniors, age 55 and over, who are veterans, disabled, homeless or at risk of homelessness, and/or low literacy or low English proficient. The program will design and implement programs and training for the development of job skills to ultimately allow seniors re-entry into the workforce in unsubsidized employment.

---

APPROVE  OTHER  
 RECOMMENDATION OF CNTY ADMINISTRATOR  RECOMMENDATION OF BOARD COMMITTEE

---

Action of Board On: **07/24/2018**  APPROVED AS RECOMMENDED  OTHER

Clerks Notes:

**VOTE OF SUPERVISORS**

I hereby certify that this is a true and correct copy of an action taken and entered on the minutes of the Board of Supervisors on the date shown.

ATTESTED: July 24, 2018

Contact: Elaine Burres,  
608-4960

David J. Twa, County Administrator and Clerk of the Board of Supervisors

By: , Deputy

cc:



CONSEQUENCE OF NEGATIVE ACTION:

Without funding, Senior Community Service Employment Program services would be limited.



Contra  
Costa  
County

To: Board of Supervisors  
From: Anna Roth, Health Services Director  
Date: July 24, 2018

Subject: Grant Agreement #28-640-8 from Metropolitan Transportation Commission

---

**RECOMMENDATION(S):**

APPROVE and AUTHORIZE the Health Services Director, or designee, to apply for and accept on behalf of the County Grant Agreement #28-640-8 and ADOPT Resolution No. 2018/435 authorizing the County to request an allocation from Metropolitan Transportation Commission in an amount not to exceed \$40,000 for the County's Bicycle and Pedestrian Safety Project for the period July 1, 2018 through June 30, 2019.

**FISCAL IMPACT:**

Acceptance of this agreement will result in a total of \$40,000 from Metropolitan Transportation Commission with a 21% County match (\$8,493).

**BACKGROUND:**

The County's Bicycle and Pedestrian Safety Project goal is to provide safe walking and biking education by providing classroom education; assemblies, information tables, and school events; bicycle helmet distribution; educational materials; and facilitated bicycling and walking events. These funds will allow the County to provide eight bicycle and pedestrian safety presentations to reach at least 150 third and fourth-grade students; four bicycle and pedestrian safety assemblies to reach at least 250 middle school students; six information tables to reach at least 300 middle school students; five campus events to reach at least 200 middle school students; two to four safe bicycling or walking events with school and community

---

APPROVE

OTHER

RECOMMENDATION OF CNTY ADMINISTRATOR

RECOMMENDATION OF BOARD COMMITTEE

---

Action of Board On: **07/24/2018**  APPROVED AS RECOMMENDED  OTHER

Clerks Notes:

**VOTE OF SUPERVISORS**

I hereby certify that this is a true and correct copy of an action taken and entered on the minutes of the Board of Supervisors on the date shown.

ATTESTED: July 24, 2018

Contact: Dan Peddycord,  
925-313-6712

David J. Twa, County Administrator and Clerk of the Board of Supervisors

By: , Deputy

cc: Tasha Scott, Marcy Wilhelm

BACKGROUND: (CONT'D)

partners; and provide approximately 500 helmets to children of low-income families in Contra Costa County.

Approval of the Grant Agreement #28-640-8 will allow the County to receive grant funding for its bicycle and pedestrian education services through June 30, 2019.

CONSEQUENCE OF NEGATIVE ACTION:

If this grant agreement is not accepted, the additional bicycle and pedestrian safety projects will be delayed or not carried out.

ATTACHMENTS

Resolution No. 2018/435

Resolution Attachment A

Resolution Attachment B

**THE BOARD OF SUPERVISORS OF CONTRA COSTA COUNTY, CALIFORNIA**  
**and for Special Districts, Agencies and Authorities Governed by the Board**

Adopted this Resolution on 07/24/2018 by the following vote:

**AYE:**

**NO:**

**ABSENT:**

**ABSTAIN:**

**RECUSE:**



**Resolution No. 2018/435**

In The Matter of: Request to the Metropolitan Transportation Commission for the Allocation of Fiscal Year 2018-19 Transportation Development Act Article 3 Pedestrian/Bicycle Project Funding.

WHEREAS, Article 3 of the Transportation Development Act (TDA), Public Utilities Code (PUC) Section 99200 et seq., authorizes the submission of claims to a regional transportation planning agency for the funding of projects exclusively for the benefit and/or use of pedestrians and bicyclists; and

WHEREAS, the Metropolitan Transportation Commission (MTC), as the regional transportation planning agency for the San Francisco Bay region, has adopted MTC Resolution No.4108, entitled "Transportation Development Act, Article 3, Pedestrian and Bicycle Projects," which delineates procedures and criteria for submission of requests for the allocation of "TDA Article 3" funding; and

WHEREAS, MTC Resolution No. 4108 requires that requests for the allocation of TDA Article 3 funding be submitted as part of a single, countywide coordinated claim from each county in the San Francisco Bay region; and

WHEREAS, the County of Contra Costa desires to submit a request to MTC for the allocation of TDA Article 3 funds to support the projects described in Attachment B to this resolution, which are for the exclusive benefit and/or use of pedestrians and/or bicyclists.

Now, Therefore, Be It Resolved: that the County of Contra Costa declares it is eligible to request an allocation of TDA Article 3 funds pursuant to Section 99234 of the Public Utilities Code, and furthermore, be it RESOLVED, that there is no pending or threatened litigation that might adversely affect the project or projects described in Attachment B to this resolution, or that might impair the ability of the County of Contra Costa to carry out the project; and furthermore, be it RESOLVED, that the project has been reviewed by the countywide Bicycle Advisory Committee and has been approved by MTC to use the countywide BAC and the countywide BAC provides for expanded representation of County of Contra Costa and the designated representative are Daniel Peddycord, Public Health Director familiar with the bicycle and pedestrian needs of County of Contra Costa that the project has been reviewed by the countywide Bicycle Advisory Committee and has been approved by MTC to use the countywide Bicycle Advisory Committee (BAC) and the countywide BAC provides for expanded representation of County of Contra Costa and the designated representative is familiar with the bicycle and pedestrian needs of County of Contra Costa; and furthermore, be it RESOLVED, that the County of Contra Costa attests to the accuracy of and approves the statements in Attachment A to this resolution; and furthermore, be it RESOLVED, that a certified copy of this resolution and its attachments, and any accompanying supporting materials shall be forwarded to the congestion management agency, countywide transportation planning agency, or county association of governments, as the case may be, of Contra Costa County for submission to MTC as part of the countywide coordinated TDA Article 3 claim.

I hereby certify that this is a true and correct copy of an action taken and entered on the minutes of the Board of Supervisors on the date shown.

**Contact: Dan Peddycord, 925-313-6712**

**ATTESTED: July 24, 2018**

David J. Twa, County Administrator and Clerk of the Board of Supervisors

By: , Deputy

**cc:** Tasha Scott, Marcy Wilhelm

Resolution No. 2018/435  
Attachment A

Re: Request to the Metropolitan Transportation Commission for the Allocation of Fiscal Year **Fiscal Year 18-19** Transportation Development Act Article 3 Pedestrian/Bicycle Project Funding

**Findings**

Page 1 of 1

1. That the County of Contra Costa is not legally impeded from submitting a request to the Metropolitan Transportation Commission for the allocation of Transportation Development Act (TDA) Article 3 funds, nor is the County of Contra Costa legally impeded from undertaking the project(s) described in "Attachment B" of this resolution.
2. That the County of Contra Costa has committed adequate staffing resources to complete the project(s) described in Attachment B.
3. A review of the project(s) described in Attachment B has resulted in the consideration of all pertinent matters, including those related to environmental and right-of-way permits and clearances, attendant to the successful completion of the project(s).
4. Issues attendant to securing environmental and right-of-way permits and clearances for the projects described in Attachment B have been reviewed and will be concluded in a manner and on a schedule that will not jeopardize the deadline for the use of the TDA funds being requested.
5. That the project(s) described in Attachment B comply with the requirements of the California Environmental Quality Act (CEQA, Public Resources Code Sections 21000 et seq.).
6. That as portrayed in the budgetary description(s) of the project(s) in Attachment B, the sources of funding other than TDA are assured and adequate for completion of the project(s).
7. That the project(s) described in Attachment B are for capital construction and/or design engineering; and/or for the maintenance of a Class I bikeway which is closed to motorized traffic; and/or for the purposes of restriping Class II bicycle lanes; and/or for the development or support of a bicycle safety education program; and/or for the development of a comprehensive bicycle and/or pedestrian facilities plan, and an allocation of TDA Article 3 funding for such a plan has not been received by the County of Contra Costa within the prior five fiscal years.
8. That the project(s) described in Attachment B is included in a locally approved bicycle, pedestrian, transit, multimodal, complete streets, or other relevant plan.
9. That any project described in Attachment B that is a bikeway meets the mandatory minimum safety design criteria published in Chapter 1000 of the California Highway Design Manual.
10. That the project(s) described in Attachment B will be completed before the funds expire.
11. That the County of Contra Costa agrees to maintain, or provide for the maintenance of, the project(s) and facilities described in Attachment B, for the benefit of and use by the public.

**TDA Article 3 Project Application Form**

Fiscal Year of this Claim: 2018/2019 Applicant Contra Costa Health Services

Contact person: Shannon Ladner-Beasley

Mailing Address: 597 Center Avenue, Suite 100, Martinez, California 94553

E-Mail Address: Shannon.ladner-beasley@hsd.cccounty.us Telephone: (925) 313-6813

Secondary Contact (in event primary not available) Nancy Benavides

E-Mail Address: nbenavides@hsd.cccounty.us Telephone: (925)313-6909

**Short Title Description of Project:** Bicycle and Pedestrian Safety Education Project

Amount of claim: \$40,000

**Functional Description of Project:**  
CCHS will provide bicycle and pedestrian safety education in schools and community settings throughout Contra Costa County.

**Financial Plan:**

List the project elements for which TDA funding is being requested (e.g., planning, engineering, construction, contingency). Use the table below to show the project budget for the phase being funded or total project. Include prior and proposed future funding of the project. Planning funds may only be used for comprehensive bicycle and pedestrian plans. Project level planning is not an eligible use of TDA Article 3.

**Project Elements:**

Funding Source	All Prior FYs	Application FY	Next FY	Following FYs	Totals
TDA Article 3					
list all other sources:	\$855,677.45	\$40,000			\$895,677.45
1. CCHS	\$322,511.30	\$8,492.32			\$331,003.62
2.					
3.					
4.					
<b>Totals</b>	\$1,178,188.75	\$48,492.32			\$1,226,681.07

Project Eligibility:	YES?/NO?
A. Has the project been approved by the claimant's governing body? (If "NO," provide the approximate date approval is anticipated).	No, see comments
B. Has this project previously received TDA Article 3 funding? If "YES," provide an explanation on a separate page.	Yes, see comments
C. For "bikeways," does the project meet Caltrans minimum safety design criteria pursuant to Chapter 1000 of the California Highway Design Manual? (Available on the internet via: <a href="http://www.dot.ca.gov">http://www.dot.ca.gov</a> ).	N/A
D. Has the project been reviewed by a Bicycle Advisory Committee (BAC)? (If "NO," provide an explanation). Enter date the project was reviewed by the BAC: <u>12/11/17</u>	Yes, see comments
E. Has the public availability of the environmental compliance documentation for the project (pursuant to CEQA) been evidenced by the dated stamping of the document by the county clerk or county recorder? (required only for projects that include construction).	N/A
F. Will the project be completed before the allocation expires? Enter the anticipated completion date of project (month and year) <u>June 2019</u>	Yes
G. Have provisions been made by the claimant to maintain the project or facility, or has the claimant arranged for such maintenance by another agency? (If an agency other than the Claimant is to maintain the facility provide its name: _____)	N/A





Contra  
Costa  
County

To: Board of Supervisors  
From: John Kopchik, Director, Conservation & Development Department  
Date: July 24, 2018

Subject: Contract Amendment with Energy Council to Support East Bay Energy Watch Activities - 2018

---

**RECOMMENDATION(S):**

APPROVE and AUTHORIZE the Conservation and Development Director, or designee, to execute a contract amendment with Energy Council, a joint exercise of powers agency, to increase the payment to the County by \$45,000 to a new payment limit of \$85,000, and to extend the term of the contract from December 31, 2017 through December 31, 2018, for the County’s continued work in connection with East Bay Energy Watch.

**FISCAL IMPACT:**

There will be no impact to the General Fund. The funding provided by this contract will cover Department of Conservation and Development (DCD) staff time costs associated with assisting PG&E and the Energy Council with its East Bay Energy Watch (EBEW) Local Government Partnership Program for calendar year 2018. 100% Energy Watch Funding.

**BACKGROUND:**

East Bay Energy Watch (EBEW) is a Local Government Partnership (LGP) collaboration between PG&E, local governments, non-profit and for-profit service providers in the East Bay providing energy efficiency solutions for residents and businesses in communities throughout Alameda and Contra Costa Counties. EBEW is one of over twenty Energy Watch LGPs administered by PG&E and funded by California utility

- 
- APPROVE  OTHER  
 RECOMMENDATION OF CNTY ADMINISTRATOR  RECOMMENDATION OF BOARD COMMITTEE
- 

Action of Board On: **07/24/2018**  APPROVED AS RECOMMENDED  OTHER

Clerks Notes:

**VOTE OF SUPERVISORS**

I hereby certify that this is a true and correct copy of an action taken and entered on the minutes of the Board of Supervisors on the date shown.

ATTESTED: July 24, 2018

Contact: Demian Hardman (925)  
674-7826

David J. Twa, County Administrator and Clerk of the Board of Supervisors

By: , Deputy

cc:



## BACKGROUND: (CONT'D)

ratepayers under the auspices of the California Public Utilities Commission (CPUC). EBEW consists of city and county staff members of both Alameda and Contra Costa Counties that work together to support energy efficiency programs to meet the needs of local customers and communities.

Since 2010, the County has been actively participating in EBEW and receiving funding to assist with marketing and outreach on the various energy efficiency incentive (rebate) programs being offered to businesses throughout Contra Costa. EBEW primarily focuses on programs for businesses but also has one relatively small program for residents. The County has not participated in the residential component since it would require start-up funding from the County, is not seen as cost-effective, and the County already participates in a rebate program for residents through an existing program called the Bay Area Regional Energy Network (BayREN).

In early 2016, the County was allocated funding to act as Co-Administrator in partnership with the Energy Council (joint powers agency formed by Alameda County and its cities) to (1), support EBEW administrative functions on behalf of EBEW programs in Contra Costa County and (2), implement a marketing and outreach campaign targeting small/medium businesses within the incorporated and unincorporated areas of the County. In 2017, the County entered into a contract with the Energy Council for a period of January 1, 2017, through December 31, 2017, which included the same activities but excluded the requirement of implementing a marketing and outreach campaign. The proposed contract amendment increases the dollar amount from \$40,000 to \$85,000 for a period of December 31, 2017, to December 31, 2018, to cover County staff costs to continue to act as Co-Administrator with the Energy Council for EBEW.

Due to the unique nature of the required contract language and funding source, both agencies needed to wait until other agreements were established with PG&E before each agency could move forward with this contract amendment. The agreement requires the County to defend and indemnify the Energy Council from all claims and liabilities to the extent that the claims and liabilities arise from the County's negligence or willful misconduct while performing its obligations under the agreement. The proposed effective date of this contract will provide for cost reimbursement for eligible work completed by DCD staff, in accordance with the contract requirements.

## CONSEQUENCE OF NEGATIVE ACTION:

The County would not receive the additional \$45,000 to cover DCD staff time to support EBEW activities on behalf of the incorporated and unincorporated areas of the County for calendar year 2018.



Contra  
Costa  
County

To: Board of Supervisors  
From: David O. Livingston, Sheriff-Coroner  
Date: July 24, 2018

Subject: POST Emergency Vehicle Operations Course Contract

---

**RECOMMENDATION(S):**

APPROVE and AUTHORIZE the Sheriff-Coroner, or designee, to execute a contract with the California Commission on Peace Officer Standards and Training, including full indemnification of the State of California, to pay the County an initial amount of \$110,000 to provide Emergency Vehicle Operations Course instruction for the period July 1, 2018 through June 30, 2019.

**FISCAL IMPACT:**

No County Costs. \$110,000; 100% Revenue, State of California. Budgeted in fiscal year 2018/19.

**BACKGROUND:**

The Office of the Sheriff - Law Enforcement Training Center provides State Commission on Peace Officer Standards and Training (POST) approved Emergency Vehicle Operations Course (EVOC) instruction, required by P.O.S.T., for qualified law enforcement personnel. P.O.S.T. provides funding on an annual basis for agencies that present this training. The contract allows the Law Enforcement Training Center to initially train 110 students at an initial cost of \$1,000 per student.

**CONSEQUENCE OF NEGATIVE ACTION:**

The Office of the Sheriff will not be able to provide or be reimbursed for the services outlined in the contract.

---

APPROVE
  OTHER  
 RECOMMENDATION OF CNTY ADMINISTRATOR
  RECOMMENDATION OF BOARD COMMITTEE

---

Action of Board On: **07/24/2018**  APPROVED AS RECOMMENDED  OTHER

Clerks Notes:

**VOTE OF SUPERVISORS**

I hereby certify that this is a true and correct copy of an action taken and entered on the minutes of the Board of Supervisors on the date shown.

ATTESTED: July 24, 2018

Contact: Sandra Brown,  
925-335-1553

, County Administrator and Clerk of the Board of Supervisors

By: , Deputy

cc:



**Contra  
Costa  
County**

To: Board of Supervisors  
From: Diana Becton, District Attorney  
Date: July 24, 2018

Subject: Approval to Submit an Application and Execute a Grant Award for funding of Organized Automobile Fraud Activity Interdiction Program

---

**RECOMMENDATION(S):**

ADOPT Resolution No. 2018/437 to approve and authorize the District Attorney, or designee, to submit an application and execute a grant award agreement, and any extensions or amendments thereof, pursuant to State guidelines, with the California Department of Insurance for funding of the Organized Automobile Fraud Activity Interdiction Program in the amount of \$490,160 for FY 2018/2019, \$515,690 for FY 2019/2020 and \$542,479 for FY 2020/2021. The total amount for three year program is \$1,548,329 for the period of July 1, 2018 through June 30, 2021.

**FISCAL IMPACT:**

The grant will fund salaries and benefits for 1 FTE Attorney, 1 FTE Senior Inspector and 1 FTE Legal Assistant. Supplantation is prohibited. (100% State Funds - no match required).

**BACKGROUND:**

The State Legislature has determined that one of the significant factors driving up the cost of automobile insurance is fraud. The Organized Automobile Fraud Activity Interdiction Program award is allocated from funds received per Insurance Code 1874.8, whereby each insurer doing business in California pays an annual fee of \$0.50 for each vehicle insured under an insurance policy it issues in this states. A portion of the assessment amount is earmarked for distribution to District Attorneys for enhanced investigation and prosecution of organized automobile insurance fraud.

---

APPROVE

OTHER

RECOMMENDATION OF CNTY ADMINISTRATOR

RECOMMENDATION OF BOARD COMMITTEE

---

Action of Board On: **07/24/2018**  APPROVED AS RECOMMENDED  OTHER

Clerks Notes:

**VOTE OF SUPERVISORS**

I hereby certify that this is a true and correct copy of an action taken and entered on the minutes of the Board of Supervisors on the date shown.

ATTESTED: July 24, 2018

Contact: Elizabeth Molera (925)  
957-2205

David J. Twa, County Administrator and Clerk of the Board of Supervisors

By: , Deputy

cc:

CONSEQUENCE OF NEGATIVE ACTION:

The District Attorney's Office will not be able to apply for and accept the grant.

CHILDREN'S IMPACT STATEMENT:

No Impact.

ATTACHMENTS

Resolution No. 2018/437

**THE BOARD OF SUPERVISORS OF CONTRA COSTA COUNTY, CALIFORNIA**  
**and for Special Districts, Agencies and Authorities Governed by the Board**

Adopted this Resolution on 07/24/2018 by the following vote:

**AYE:**   
**NO:**   
**ABSENT:**   
**ABSTAIN:**   
**RECUSE:**



**Resolution No. 2018/437**

IN THE MATTER OF Funding for the Organized Automobile Fraud Activity Interdiction Program.

WHEREAS, the Board of Supervisors, Contra Costa County, desires to undertake a certain project designated as the Organized Automobile Fraud Activity Interdiction Program to be funded in part from funds made available under the authority of California Insurance Code Section 1874.8, and administered by the California Department of Insurance.

NOW, THEREFORE, BE IT RESOLVED that the District Attorney of the County of Contra Costa, or designee, is authorized on its behalf to submit a grant proposal to the California Department of Insurance and is authorized to execute, on behalf of the Board of Supervisors, the Grant Award Agreement, including any extensions or amendments thereof.

BE IT FURTHER RESOLVED that the grant funds received hereunder shall not be used to supplant expenditures previously authorized or controlled by this body.

I hereby certify that this is a true and correct copy of an action taken and entered on the minutes of the Board of Supervisors on the date shown.

**Contact: Elizabeth Molera (925) 957-2205**

**ATTESTED: July 24, 2018**

David J. Twa, County Administrator and Clerk of the Board of Supervisors

By: , Deputy

**cc:**



**Contra  
Costa  
County**

To: Board of Supervisors  
From: Kathy Gallagher, Employment & Human Services Director  
Date: July 24, 2018

Subject: Assistance League of Diablo Valley Funding

---

**RECOMMENDATION(S):**

APPROVE and AUTHORIZE the Employment and Human Services Director, or designee, to accept funding from the Assistance League of Diablo Valley in an amount not to exceed \$11,000 for the Independent Living Skills Program, Senior Year Expenses Scholarship Program for foster youth residing in Contra Costa County for September 1, 2018 through June 30, 2019.

**FISCAL IMPACT:**

County to receive an amount not to exceed \$11,000 from Assistance League of Diablo Valley. (No County match)

**BACKGROUND:**

The funding from the Assistance League of Diablo Valley will assist Independent Living Skills Program (ILSP) foster youth participants with the cost of high school senior year expenses. Program participants are foster youth who are Juvenile Court dependents of Contra Costa and foster youth residing in the County. ILSP will administer, through Volunteer and Emergency Services in Action (VESTIA), the Senior Year Living Expenses Scholarship Program to eligible foster youth on behalf of the Assistance League of Diablo Valley. The program was created by ILSP to address the needs of foster youth high school seniors as foster care payments received by care providers are insufficient to provide for extracurricular activities.

---

APPROVE
  OTHER  
 RECOMMENDATION OF CNTY ADMINISTRATOR
  RECOMMENDATION OF BOARD COMMITTEE

---

Action of Board On: **07/24/2018**  APPROVED AS RECOMMENDED  OTHER

Clerks Notes:

**VOTE OF SUPERVISORS**

I hereby certify that this is a true and correct copy of an action taken and entered on the minutes of the Board of Supervisors on the date shown.

ATTESTED: July 24, 2018

Contact: Elaine Burres,  
608-4960

David J. Twa, County Administrator and Clerk of the Board of Supervisors

By: , Deputy

cc:

CONSEQUENCE OF NEGATIVE ACTION:

Without funding from the Assistance League of Diablo Valley, the Senior Year Scholarship Program for foster youth would not be funded.

CHILDREN'S IMPACT STATEMENT:

The funding will support one of the five community outcomes established in the Children's Report Card: 2) "Children and Youth Healthy and Preparing for Productive Adulthood" by assisting foster youth with the costs of high school senior year expenses, encouraging continued school attendance and high school graduation.



**Contra  
Costa  
County**

To: Board of Supervisors  
From: Anna Roth, Health Services Director  
Date: July 24, 2018

Subject: Grant Award #29-393-28 from the California Department of Public Health, Tuberculosis Control Branch

---

**RECOMMENDATION(S):**

A. APPROVE and AUTHORIZE the Health Services Director or designee, to execute on behalf of the County Grant Award #29-393-28 from the California Department of Public Health, Tuberculosis Control Branch, to pay the County an amount not to exceed \$285,092, for the Tuberculosis (TB) Control Program for the period from July 1, 2018 through June 30, 2019; and

B. AUTHORIZE the Purchasing Agent to issue payments(s) in the amount not to exceed \$15,921, to be used for food, shelter, incentives and enablers (FSIE). The FSIE allotment will be used for gift cards (\$20 Safeway, SaveMart, Target and gas cards), taxi vouchers, nutritional assistance, and rent subsidies.

**FISCAL IMPACT:**

Acceptance of this award will result in up to \$285,092 in funding from the California Department of Public Health, Tuberculosis Control Branch, for fiscal year 2018-2019. No County match required.

---

APPROVE

OTHER

RECOMMENDATION OF CNTY ADMINISTRATOR

RECOMMENDATION OF BOARD COMMITTEE

---

Action of Board On: **07/24/2018**  APPROVED AS RECOMMENDED  OTHER

Clerks Notes:

**VOTE OF SUPERVISORS**

I hereby certify that this is a true and correct copy of an action taken and entered on the minutes of the Board of Supervisors on the date shown.

ATTESTED: July 24, 2018

Contact: Dan Peddycord,  
925-313-6712

David J. Twa, County Administrator and Clerk of the Board of Supervisors

By: , Deputy

cc: Tasha Scott, Marcy Wilhelm



**BACKGROUND:**

The Contra Costa County, Public Health Department maintains a TB Control Program, which serves all reported TB patients and their contacts in Contra Costa County. Outreach services are provided to reach the “Hard-to Reach” people with TB and those at high risk. The TB control staff work within the Communicable Disease Section in collaboration with the HIV/AIDS Program, Substance Abuse Programs, Contra Costa Regional Medical Center and Health Centers, and providers throughout the County.

Approval of Grant Award #29-393-28 will allow the Department to continue to expand its prevention and control activities which are essential to decreasing TB transmission, prevent the development of drug resistance, and cure TB patients, through June 30, 2019.

**CONSEQUENCE OF NEGATIVE ACTION:**

If this grant is not approved, the County will not receive funds to continue identifying and treating Contra Costa County residents who have active TB and ensure that they complete appropriate therapy.



Contra  
Costa  
County

To: Board of Supervisors  
From: Anna Roth, Health Services Director  
Date: July 24, 2018

Subject: Agreement #29-611-36 with the Office of Statewide Health Planning and Development

---

**RECOMMENDATION(S):**

APPROVE and AUTHORIZE the Health Services Director, or designee, to execute on behalf of the County, Standard Agreement #29-611-36 (State #18-90608) with the Office of Statewide Health Planning and Development (OSHPD), to pay County an amount not to exceed \$375,000, for continuation of the Family Practice Residency Program at Contra Costa Regional Medical Center and Health Centers, for the period July 31, 2018 through July 14, 2021.

**FISCAL IMPACT:**

Approval of this agreement will result in a total of \$375,000 from the Office of Statewide Health Planning and Development for the Family Practice Residency Program, through July 14, 2021. No County match required.

**BACKGROUND:**

Since 1978, the Board of Supervisors has approved agreements with the State to provide funds for the County's Family Practice Residency Program at Contra Costa Regional Medical Center and Contra Costa Health Centers. The OSHPD is authorized by the Son-Brown Health Care Workforce Training Action, Section 128225 to issues grants for the purpose of supporting programs that train family and primary care physicians, osteopathic family physicians, primary care physician's assistants, registered nurses and primary nurse practitioners to provide needed services in areas of unmet need with the State.

---

APPROVE

OTHER

RECOMMENDATION OF CNTY ADMINISTRATOR

RECOMMENDATION OF BOARD COMMITTEE

---

Action of Board On: **07/24/2018**  APPROVED AS RECOMMENDED  OTHER

Clerks Notes:

**VOTE OF SUPERVISORS**

I hereby certify that this is a true and correct copy of an action taken and entered on the minutes of the Board of Supervisors on the date shown.

ATTESTED: July 24, 2018

Contact: Samir Shah, M.D.,  
925-370-5525

David J. Twa, County Administrator and Clerk of the Board of Supervisors

By: , Deputy

cc: Tasha Scott, Marcy Wilhelm

BACKGROUND: (CONT'D)

Approval of Standard Agreement #29-611-36 will allow continuation of the Family Practice Residency Program at Contra Costa Regional Medical Center, including training for an additional family practice resident for a three-year term. This agreement includes a provision requiring the County to indemnify and hold harmless the State for any and all claims arising out of performance of the agreement.

CONSEQUENCE OF NEGATIVE ACTION:

If this contract is not approved, the County will not receive funding to continue providing family medicine training in the Family Practice Residency Program at Contra Costa Regional Medical Center and Health Centers.



Contra  
Costa  
County

To: Board of Supervisors  
From: Anna Roth, Health Services Director  
Date: July 24, 2018

Subject: Grant Agreement #29-810-1 with United States Department of Housing and Urban Development (HUD)

---

**RECOMMENDATION(S):**

APPROVE and AUTHORIZE the Health Services Director, or designee, to execute on behalf of the County Grant Agreement #29-810-1 (CA1548L9T051701) with the United States Department of Housing and Urban Development (HUD), for McKinney-Vento Act funds, to pay County an amount not to exceed \$666,691, for the provision of the County's Coordinated Entry System (CES), as part of Continuum of Care (CoC) serving homeless adults and transition-age youth, for the period from October 1, 2018 through September 30, 2019.

**FISCAL IMPACT:**

Approval of this award will result in an amount not to exceed \$666,691, payable to the County from HUD McKinney-Vento Act funds for County's Continuum of Care Project, with a required 25% match of \$166,673 provided by County and appropriated in the budget.

**BACKGROUND:**

Contra Costa County's CoC, through its Inter-jurisdictional Council on Homelessness was awarded funds for the CES project. The County's CES project has achieved successes in key strategies from the 2014 Strategic Plan Update, including implementation of a CES to

APPROVE

OTHER

RECOMMENDATION OF CNTY ADMINISTRATOR

RECOMMENDATION OF BOARD COMMITTEE

Action of Board On: **07/24/2018**  APPROVED AS RECOMMENDED  OTHER

Clerks Notes:

**VOTE OF SUPERVISORS**

I hereby certify that this is a true and correct copy of an action taken and entered on the minutes of the Board of Supervisors on the date shown.

ATTESTED: July 24, 2018

Contact: Lavonna Martin,  
925-608-6701

David J. Twa, County Administrator and Clerk of the Board of Supervisors

By: , Deputy

cc: L Walker , M Wilhelm

BACKGROUND: (CONT'D)

stream line access to housing and services, addressing barriers and getting the right resources to the right people at the right time, serving all homeless clients throughout the County, and providing supportive services such as case management, housing navigation and housing location services, homelessness prevention and diversion counseling and outreach team staff.

On July 11, 2017, the Board of Supervisors approved Contract #29-810 with the United States Department of Housing and Urban Development (HUD), for McKinney-Vento Act funds, to pay County an amount not to exceed \$666,691 for the expansion of the County's CES for the period from July 1, 2017 through June 30, 2018.

Approval of Grant Agreement #29-810-1 will allow the County to receive funding for the provision of the CES through September 30, 2019.

CONSEQUENCE OF NEGATIVE ACTION:

If this award is not accepted, the County will not receive funding for the CES project, which will result in fewer supportive services for homeless individuals and families and put their well-being and safety at risk.

CHILDREN'S IMPACT STATEMENT:



Contra  
Costa  
County

To: Board of Supervisors  
From: Anna Roth, Health Services Director  
Date: July 24, 2018

Subject: Agreement #29-812-1 with Concord/Pleasant Hill Health Care District, a subsidiary of the City of Concord

---

**RECOMMENDATION(S):**

APPROVE and AUTHORIZE the Health Services Director, or designee, to execute on behalf of the County, Agreement #29-812-1 with Concord/Pleasant Hill Health Care District, a subsidiary of the City of Concord, to pay the County an amount not to exceed \$13,000, for the operation of the Coordinated Outreach, Referral and Engagement (CORE) Program, for the period July 1, 2018 through June 30, 2019.

**FISCAL IMPACT:**

Approval of this agreement will allow the County to receive an amount not to exceed \$13,000 from the Concord/Pleasant Hill Health Care District, a subsidiary of the City of Concord, to provide homeless outreach services. No County funds required.

**BACKGROUND:**

On September 12, 2017, the Board of Supervisors approved Agreement #29-812 to receive funds from the City of Concord for the provision of the CORE Program, which provides homeless outreach services aimed at identifying homeless individuals, youth and families living without shelter and in locations not meant for human habitation.

APPROVE

OTHER

RECOMMENDATION OF CNTY ADMINISTRATOR

RECOMMENDATION OF BOARD COMMITTEE

Action of Board On: **07/24/2018**  APPROVED AS RECOMMENDED  OTHER

Clerks Notes:

**VOTE OF SUPERVISORS**

I hereby certify that this is a true and correct copy of an action taken and entered on the minutes of the Board of Supervisors on the date shown.

ATTESTED: July 24, 2018

Contact: Lavonna Martin,  
925-608-6701

David J. Twa, County Administrator and Clerk of the Board of Supervisors

By: , Deputy

cc: L Walker , M Wilhelm

BACKGROUND: (CONT'D)

Approval of Agreement #29-812-1 will allow County to receive Concord/Pleasant Hill Health Care District funds to operate the CORE Program through June 30, 2019. This agreement includes agreeing to indemnify and hold harmless the contractor for claims arising out of County's performance under this contract.

CONSEQUENCE OF NEGATIVE ACTION:

If this agreement is not approved, County will not receive funding and without such funding, the CORE program may have to operate at a reduced capacity.



**Contra  
Costa  
County**

To: Board of Supervisors  
From: Kathy Gallagher, Employment & Human Services Director  
Date: July 24, 2018

Subject: California Department of Aging, Supplemental Nutrition Assistance Program-Education (SNAP-Ed)

---

**RECOMMENDATION(S):**

ADOPT Resolution No. 2018/438 approving and authorizing the Employment and Human Services Director, or designee, to execute a contract with the California Department of Aging (Agreement SP-1819-07) to accept funding in an amount not to exceed \$106,779 for Supplemental Nutrition Assistance Program-Education services to seniors for the period October 1, 2018 through September 30, 2019.

**FISCAL IMPACT:**

County to receive an amount not to exceed \$106,779 from the California Department of Aging (Agreement Number SP-1819-07). (100% Federal) (No County match) (CFDA Number 10.561)

**BACKGROUND:**

The Supplemental Nutrition Assistance Program-Education (SNAP-Ed) funding is used to improve the health of low-income seniors through exercise and better nutrition education. Employment and Human Services (EHSD) designs and provides nutrition information programs. Through SNAP-Ed, EHSD provides year-long low-income seniors sites for nutrition information classes at senior centers and congregate meal sites throughout the County. In addition, nutrition education materials are distributed to County seniors who receive Meals on Wheels food services.

---

APPROVE

OTHER

RECOMMENDATION OF CNTY ADMINISTRATOR

RECOMMENDATION OF BOARD COMMITTEE

---

Action of Board On: **07/24/2018**  APPROVED AS RECOMMENDED  OTHER

Clerks Notes:

**VOTE OF SUPERVISORS**

I hereby certify that this is a true and correct copy of an action taken and entered on the minutes of the Board of Supervisors on the date shown.

ATTESTED: July 24, 2018

Contact: Elaine Burres,  
608-4960

David J. Twa, County Administrator and Clerk of the Board of Supervisors

By: , Deputy

cc:



CONSEQUENCE OF NEGATIVE ACTION:

Without funding, Supplemental Nutrition Assistance Program-Education services could not be provided by Employment and Human Services to low-income seniors in Contra Costa County.

ATTACHMENTS

Resolution No. 2018/438

**THE BOARD OF SUPERVISORS OF CONTRA COSTA COUNTY, CALIFORNIA**  
**and for Special Districts, Agencies and Authorities Governed by the Board**

Adopted this Resolution on 07/24/2018 by the following vote:

**AYE:**

**NO:**

**ABSENT:**

**ABSTAIN:**

**RECUSE:**



**Resolution No. 2018/438**

In The Matter Of: California Department of Aging, Supplemental Nutrition Assistance Program-Education Funding

WHEREAS, the California Department of Aging provides Supplemental Nutrition Assistance Program-Education (SNAP-Ed) funding to Contra Costa County Employment and Human Services (EHSD), Area Agency on Aging; and WHEREAS, EHSD provides services to the SNAP-Ed population including low-income seniors; and WHEREAS, EHSD designs and provides senior sites and nutrition education materials at congregate meal sites; and WHEREAS, EHSD distributes information to seniors who receive Meals on Wheels food services.

Now, Therefore, Be It Resolved: The Contra Costa County Board of Supervisors approve and authorize the Employment and Human Services Director, or designee, to execute a contract with the California Department of Aging (Agreement Number SP-1819-07) to accept funding in an amount not to exceed \$106,779 for Supplemental Nutrition Assistance Program-Education services to seniors for the period October 1, 2018 through September 30, 2019.

I hereby certify that this is a true and correct copy of an action taken and entered on the minutes of the Board of Supervisors on the date shown.

**ATTESTED: July 24, 2018**

David J. Twa, County Administrator and Clerk of the Board of Supervisors

**Contact: Elaine Burres, 608-4960**

By: , Deputy

**cc:**



Contra  
Costa  
County

To: Board of Supervisors  
From: Anna Roth, Health Services Director  
Date: July 24, 2018

Subject: Grant Award #29-603-2 with United States Department of Housing and Urban Development

---

**RECOMMENDATION(S):**

APPROVE and AUTHORIZE the Health Services Director, or designee, to execute on behalf of the County Grant Award #29 603-2 (CA1394L9T051702) with the United States Department of Housing and Urban Development (HUD), for McKinney-Vento Act funds, to pay County an amount not to exceed \$550,344, for the County's Continuum of Care Coordinated Entry Project, for the period from October 1, 2018 through September 30, 2019.

**FISCAL IMPACT:**

Approval of this award will result in an amount not to exceed \$550,344, payable to the County from HUD McKinney-Vento Act funds for County's Continuum of Care Program. (Required \$137,586 County match)

**BACKGROUND:**

Contra Costa County's Continuum of Care (CoC), through its Inter-jurisdictional Council on Homelessness was awarded funds for the Coordinated Entry System (CES) project. The County's CES project has achieved successes in key strategies from the 2014 Strategic Plan Update, including implementation of a CES to stream line access to housing and services, addressing barriers and getting the right resources to the right people at the right time, serving all homeless clients throughout the County, and providing supportive services such as case management, housing navigation and housing location services, homelessness prevention and diversion counseling and outreach team staff.

---

APPROVE
  OTHER  
 RECOMMENDATION OF CNTY ADMINISTRATOR
  RECOMMENDATION OF BOARD COMMITTEE

---

Action of Board On: **07/24/2018**  APPROVED AS RECOMMENDED  OTHER

Clerks Notes:

**VOTE OF SUPERVISORS**

I hereby certify that this is a true and correct copy of an action taken and entered on the minutes of the Board of Supervisors on the date shown.

ATTESTED: July 24, 2018

Contact: Lavonna Martin,  
925-313-7704

David J. Twa, County Administrator and Clerk of the Board of Supervisors

By: , Deputy

cc: Tasha Scott, Marcy Wilhelm

BACKGROUND: (CONT'D)

On July 18, 2017 Board of Supervisors approved Grant Agreement #29-603-1 for the period from October 1, 2017 through September 30, 2018.

Approval of Grant Award #29-603-2 will allow the County to receive funding for the Continuum of Care's CES project, through September 30, 2019.

CONSEQUENCE OF NEGATIVE ACTION:

If this award is not accepted, the County will not receive funding to support the Continuum of Care Program.



Contra  
Costa  
County

To: Board of Supervisors  
From: Anna Roth, Health Services Director  
Date: July 24, 2018

Subject: Grant Agreement #28-374 with the Office of Statewide Health Planning & Development

---

**RECOMMENDATION(S):**

APPROVE and AUTHORIZE the Health Services Director, or designee, to execute on behalf of the County, Grant Agreement #28-374 (#17-82372) with the Office of Statewide Health Planning & Development (OSHPD) to pay the County an amount not to exceed \$15,000 including agreeing to indemnify OSHPD, for the Health Careers Training Program (HCTP) in Central Contra Costa County, for the period from July 1, 2018 through June 30, 2019.

**FISCAL IMPACT:**

This agreement will result in up to \$15,000 of funding for the HCTP Project. No County match required.

**BACKGROUND:**

Health disparities are associated with poor education outcomes, residents face disproportionate rates of preventable chronic illness such as heart disease, obesity, and cancer. The HCTP aims to continue efforts to advance health career pathways and youth professional development in a community most impacted by health inequities. Project goals include: 1) facilitate curriculum to at least 50 Mt. Diablo High School students focused on exploration of public health, behavioral health, clinical and emergency medicine careers; 2) award 25 paid 6-week summer internships and clinical shadowing opportunities; and 3) collaborate with partners to plan at least 2 professional development/mentorship workshops.

APPROVE

OTHER

RECOMMENDATION OF CNTY ADMINISTRATOR

RECOMMENDATION OF BOARD COMMITTEE

Action of Board On: **07/24/2018**  APPROVED AS RECOMMENDED  OTHER

Clerks Notes:

**VOTE OF SUPERVISORS**

I hereby certify that this is a true and correct copy of an action taken and entered on the minutes of the Board of Supervisors on the date shown.

ATTESTED: July 24, 2018

Contact: Dan Peddycord,  
925-313-6712

David J. Twa, County Administrator and Clerk of the Board of Supervisors

By: , Deputy

cc: Tasha Scott, Marcy Wilhelm

BACKGROUND: (CONT'D)

Approval of Grant Agreement #28-374 will allow funding for the HCTP, through June 30, 2019. This agreement includes agreeing to indemnify, defend and save harmless OSHPD.

CONSEQUENCE OF NEGATIVE ACTION:

If this contract is not approved, the County will not receive funds to support the HCTP participants.



**Contra  
Costa  
County**

To: Board of Supervisors  
From: Anna Roth, Health Services Director  
Date: July 24, 2018

Subject: Grant Agreement #28-375 with the Office of Statewide Health Planning & Development

---

**RECOMMENDATION(S):**

APPROVE and AUTHORIZE the Health Services Director, or designee, to execute on behalf of the County, Grant Agreement #28-375 (#17-82371) with the Office of Statewide Health Planning & Development (OSHPD) to pay the County an amount not to exceed \$15,000, including agreeing to indemnify OSHPD, for the Health Careers Training Program (HCTP) in West Contra Costa County, for the period July 1, 2018 through June 30, 2019.

**FISCAL IMPACT:**

This agreement will result in up to \$15,000 of funding for the HCTP. No County match required.

**BACKGROUND:**

Health disparities are associated with poor education outcomes, residents face disproportionate rates of preventable chronic illness such as heart disease, obesity, and cancer. The HCTP aims to continue efforts to advance health career pathways and youth professional development in a community most impacted by health inequities. Project goals include: 1) facilitate curriculum to at least 100 West Contra Costa Unified School District students focused on exploration of public health, behavioral health, clinical and emergency medicine careers; 2) award 25 paid 6-week summer internships and clinical shadowing opportunities; and 3) collaborate with partners to plan at least 2 professional development/mentorship workshops.

APPROVE

OTHER

RECOMMENDATION OF CNTY ADMINISTRATOR

RECOMMENDATION OF BOARD COMMITTEE

Action of Board On: **07/24/2018**  APPROVED AS RECOMMENDED  OTHER

Clerks Notes:

**VOTE OF SUPERVISORS**

I hereby certify that this is a true and correct copy of an action taken and entered on the minutes of the Board of Supervisors on the date shown.

ATTESTED: July 24, 2018

Contact: Dan Peddycord,  
925-313-6712

David J. Twa, County Administrator and Clerk of the Board of Supervisors

By: , Deputy

cc: Tasha Scott, Marcy Wilhelm

BACKGROUND: (CONT'D)

Approval of Grant Agreement #28-375 will allow funding for the HCTP, through June 30, 2019. This agreement includes agreeing to indemnify, defend and save harmless OSHPD.

CONSEQUENCE OF NEGATIVE ACTION:

If this contract is not approved, the County will not receive funds to support the HCTP participants.





Contra  
Costa  
County

To: Board of Supervisors  
From: Anna Roth, Health Services Director  
Date: July 24, 2018

Subject: Contract #23-226-14 with Boehm and Associates

---

**RECOMMENDATION(S):**

APPROVE and AUTHORIZE the Health Services Director, or designee, to execute on behalf of the County, Contract #23-226-14 with Boehm and Associates, a partnership, in an amount not to exceed \$150,000 to provide consulting and technical assistance on workers' compensation laws and third party liability recovery for the period July 1, 2018 through June 30, 2019.

**FISCAL IMPACT:**

This contract is funded 100% by third party revenue from collection activities. (No rate increase)

**BACKGROUND:**

On May 23, 2017, the Board of Supervisors approved Contract #23-226-13 with Boehm and Associates for the provision of consulting and technical assistance for workers' compensation laws and recovery rights under personal injury law in third-party liability cases, for the period from July 1, 2017 through June 30, 2018. Approval of Contract #23-226-14 will allow the contractor to continue to provide consulting and technical assistance on workers' compensation laws and recovery rights under personal injury law in third-party liability cases, through June 30, 2019.

---

APPROVE

OTHER

RECOMMENDATION OF CNTY ADMINISTRATOR

RECOMMENDATION OF BOARD COMMITTEE

---

Action of Board On: **07/24/2018**  APPROVED AS RECOMMENDED  OTHER

Clerks Notes:

**VOTE OF SUPERVISORS**

I hereby certify that this is a true and correct copy of an action taken and entered on the minutes of the Board of Supervisors on the date shown.

ATTESTED: July 24, 2018

Contact: Pat Godley,  
925-957-5405

David J. Twa, County Administrator and Clerk of the Board of Supervisors

By: , Deputy

cc:

CONSEQUENCE OF NEGATIVE ACTION:

If this contract is not approved, the Department will not have access to the contractor's expertise on workers' compensation laws and recovery rights under personal injury law in third-party liability cases.



Contra  
Costa  
County

To: Board of Supervisors  
From: David Twa, County Administrator  
Date: July 24, 2018

Subject: AB 109 Community Programs: Contract Renewals FY 2018-19

---

**RECOMMENDATION(S):**

APPROVE and AUTHORIZE the County Administrator, or designee, to execute contracts, subject to approval to form by County Counsel, with reentry service providers in an aggregate amount not to exceed \$5,056,880 to provide employment, housing, mentoring, family reunification, and legal services for the AB 109 Public Safety Realignment Program, for the period July 1, 2018 through June 30, 2019.

**FISCAL IMPACT:**

The contracts have an aggregate cost of \$5,056,880 and are funded 100% with AB 109 Public Safety Realignment revenue.

**BACKGROUND:**

On December 1, 2017 the Community Corrections Partnership (CCP) Executive Committee approved a FY 2018-19 AB 109 Public Safety Realignment Budget for recommendation to the Board of Supervisors. The Recommended Budget included \$5,056,880 for "Community Programs." Today's action by the Board of Supervisors authorizes \$5,056,880 of that total for the renewal of "Community Programs" contracts awarded from the 2016 and 2017 Request for Proposals/Qualifications (RFP/Q) processes.

---

APPROVE
  OTHER  
 RECOMMENDATION OF CNTY ADMINISTRATOR
  RECOMMENDATION OF BOARD COMMITTEE

---

Action of Board On: **07/24/2018**  APPROVED AS RECOMMENDED  OTHER

Clerks Notes:

**VOTE OF SUPERVISORS**

I hereby certify that this is a true and correct copy of an action taken and entered on the minutes of the Board of Supervisors on the date shown.

ATTESTED: July 24, 2018

Contact: L. DeLaney,  
925-335-1097

David J. Twa, County Administrator and Clerk of the Board of Supervisors

By: , Deputy

cc:

## BACKGROUND: (CONT'D)

>

In 2016 and 2017, CAO staff conducted an RFP/Q process to select community based agencies to provide reentry services to AB 109 clients for employment training and placement services, housing, civil legal services, mentoring and family reunification services, and the management of the Central-East County Reentry Network and the Reentry Success Center. The RFP/Qs specified that contract terms were annual (on a fiscal year basis) with up to two one-year renewals possible with the successful performance of contract deliverables. On May 10, 2016 and Oct. 18, 2016, the Board of Supervisors approved and authorized the award of the Community Programs contracts.

On February 5, 2018 the Public Protection Committee approved the FY 2018-19 AB 109 Public Safety Realignment Budget, which included funding for the following "Community Programs" contract allocations:

### **Employment Support and Placement Services - \$2,081,270**

- Goodwill Industries: \$936,570 for Central County and East County
- Rubicon Programs, Inc.: \$1,144,700 for West County and East County

### **Central-East County Reentry Network - \$978,200**

- HealthRIGHT360 for coordination of Central- East Reentry Network and Services including:
  - Network Management Services: \$629,800
  - Transitional Housing: \$156,000
  - Specialized Employment and Training: \$67,600
  - Gender Responsive Reentry Transition Planning: \$62,400
  - In-Custody Engagement Services: \$62,400

### **Short and Long-Term Housing Access - \$1,071,850**

- SHELTER, Inc.: \$1,019,820 for countywide housing services
- Reach Fellowship - Housing for Women and Children (in Richmond): \$52,030

### **West County Reentry Success Center - \$561,330**

- Rubicon Programs, Inc. for operational services, including:
  - Success Center Management Service: \$546,330
  - Community Outreach (*Reentry Voice*): \$15,000

### **Mentoring & Family Reunification Services - \$208,130**

- Men and Women of Purpose - Mentoring : \$114,470
- Center for Human Development - Family Reunification Services: \$93,660

### **Civil Legal Services - \$156,100**

- Bay Area Legal Aid: \$156,100

The CAO's Office of Reentry & Justice (ORJ) has been monitoring contractor performance for each of these contracts and recommends renewal of these existing contracts, per the RFP/Q specifications.

CONSEQUENCE OF NEGATIVE ACTION:

Negative action would result in these contracts not being executed and a disruption of services to the AB 109 population.



**Contra  
Costa  
County**

To: Board of Supervisors  
From: John Kopchik, Director, Conservation & Development Department  
Date: July 24, 2018

Subject: Contract with Environmental Science Associates to prepare a Recirculated Environmental Impact Report for the Phillips 66 Propane Recovery Project

---

**RECOMMENDATION(S):**

APPROVE and AUTHORIZE the Conservation and Development Director, or designee, to execute a contract with Environmental Science Associates (ESA) in an amount not to exceed \$451,987 for the preparation of a Recirculated Environmental Impact Report for the Phillips 66 Propane Recovery Project located in the Phillips 66 Refinery in the Rodeo area, for the period June 25, 2018 through June 30, 2020. (County File #LP12-2073)

**FISCAL IMPACT:**

There will be no impact to the General Fund. The entire cost will be borne by the applicant and paid to the County in the form of land use permit review fees.

**BACKGROUND:**

The Contra Costa County Department of Conservation and Development is the "Lead Agency" under the California Environmental Quality Act (CEQA) for the environmental review of the proposed Phillips 66 Propane Recovery Project (County File #LP12-2073). The project was approved by the Board of Supervisors on February 3, 2015, which approval and environmental review was subsequently set aside by the Superior Court of the State of California on March 16, 2017. In response, the applicant has reapplied to implement the project, and ESA has been retained by the County to prepare a Recirculated Draft Environmental Impact Report and Final Environmental Impact Report for the project.

---

APPROVE  OTHER  
 RECOMMENDATION OF CNTY ADMINISTRATOR  RECOMMENDATION OF BOARD COMMITTEE

---

Action of Board On: **07/24/2018**  APPROVED AS RECOMMENDED  OTHER

Clerks Notes:

**VOTE OF SUPERVISORS**

I hereby certify that this is a true and correct copy of an action taken and entered on the minutes of the Board of Supervisors on the date shown.

ATTESTED: July 24, 2018

Contact: Gary Kupp (925)  
674-7799

David J. Twa, County Administrator and Clerk of the Board of Supervisors

By: , Deputy

cc:

CONSEQUENCE OF NEGATIVE ACTION:

There will be no contract for the consultant to prepare the necessary revised Environmental Impact Report for implementation of the the Propane Recovery Project.

CHILDREN'S IMPACT STATEMENT:

The preparation of an Environmental Impact Report will not have any negative impacts on children or children's resources in the County.



Contra  
Costa  
County

To: Board of Supervisors  
From: Sharon Offord Hymes, Risk Manager  
Date: July 24, 2018

Subject: Contract with Todd Boley, Attorney at Law

---

**RECOMMENDATION(S):**

APPROVE and AUTHORIZE the Director of Risk Management to execute a contract with the Law Office of Todd Boley for legal services including tort litigation defense for the period of July 1, 2018 through June 30, 2019, in accordance with a specified fee schedule.

**FISCAL IMPACT:**

Legal costs are paid through the General Liability Internal Service Fund.

**BACKGROUND:**

This legal firm was selected for its experience and expertise in particular areas of legal defense. Risk Management assigns cases to the firm for defense of claims.

- 
- APPROVE  OTHER
  - RECOMMENDATION OF CNTY ADMINISTRATOR  RECOMMENDATION OF BOARD COMMITTEE
- 

Action of Board On: **07/24/2018**  APPROVED AS RECOMMENDED  OTHER

Clerks Notes:

**VOTE OF SUPERVISORS**

I hereby certify that this is a true and correct copy of an action taken and entered on the minutes of the Board of Supervisors on the date shown.

ATTESTED: July 24, 2018

Contact: Sharon Hymes-Offord  
(925) 335.1400

David J. Twa, County Administrator and Clerk of the Board of Supervisors

By: , Deputy

cc:





**Contra  
Costa  
County**

To: Board of Supervisors  
From: Anna Roth, Health Services Director  
Date: July 24, 2018

Subject: Amendment #26-881-21 with Craig Nielsen, M.D.

---

**RECOMMENDATION(S):**

APPROVE and AUTHORIZE the Health Services Director, or designee, to execute on behalf of the County Contract Amendment Agreement #26-881-21 with Craig Nielsen, M.D., an individual, effective July 1, 2018, to amend Contract #26-881-20 to add anesthesiology services for the Labor and Delivery Unit at Contra Costa Regional Medical Center (CCRMC) and Health Centers with no change in the payment limit of \$450,000 and no change in the original term of October 1, 2016 through September 30, 2019.

**FISCAL IMPACT:**

This amendment is funded 100% by Hospital Enterprise Fund I. (Rate increase)

**BACKGROUND:**

On September 13, 2016, the Board of Supervisors approved Contract #26-881-20 with Craig Nielsen, M.D. to provide anesthesiology services including consultation, training, administrative services, medical procedures, on-call coverage, and coverage for the General and Obstetrics Units at CCRMC and Health Centers for the period from October 1, 2016 through September 30, 2019.

Approval of Contract Amendment Agreement #26-881-21 will allow the contractor to modify the payment provisions to include anesthesiology services for the Labor and Delivery Unit through September 30, 2019.

---

APPROVE

OTHER

RECOMMENDATION OF CNTY ADMINISTRATOR

RECOMMENDATION OF BOARD COMMITTEE

---

Action of Board On: **07/24/2018**  APPROVED AS RECOMMENDED  OTHER

Clerks Notes:

**VOTE OF SUPERVISORS**

I hereby certify that this is a true and correct copy of an action taken and entered on the minutes of the Board of Supervisors on the date shown.

ATTESTED: July 24, 2018

Contact: Samir Shah, M.D.,  
925-370-5525

David J. Twa, County Administrator and Clerk of the Board of Supervisors

By: , Deputy

cc: K Cyr, M Wilhelm

CONSEQUENCE OF NEGATIVE ACTION:

If this amendment is not approved, County will not modify the contract payment provisions to include the Labor and Delivery Unit.



Contra  
Costa  
County

To: Board of Supervisors  
From: Anna Roth, Health Services Director  
Date: July 24, 2018

Subject: Contract #26-661-9 with Planned Parenthood, Shasta Diablo, Inc.

---

**RECOMMENDATION(S):**

APPROVE and AUTHORIZE the Health Services Director, or designee, to execute on behalf of the County, Contract #26-661-9 with Planned Parenthood, Shasta Diablo, Inc., a corporation, in an amount not to exceed \$1,274,700 for the provision of prenatal services for Contra Costa Regional Medical Center (CCRMC) and Health Centers' patients for the period July 1, 2018 through June 30, 2019.

**FISCAL IMPACT:**

This contract is funded 100% by Hospital Enterprise Fund I. (Rate increase)

**BACKGROUND:**

On July 11, 2017, the Board of Supervisors approved Contract #26-661-8 with Planned Parenthood, Shasta Diablo, Inc. to provide its licensed and certified personnel to perform prenatal services to CCRMC and Health Centers' patients at County's leased clinic facilities located in Concord, Richmond and Antioch, for the period from July 1, 2017 through June 30, 2018.

Approval of Contract #26-661-9 will allow contractor to continue to provide prenatal services to CCRMC and Contra Costa Health Centers' patients at County's leased clinic facilities located in Concord, Richmond and Antioch through June 30, 2019.

---

APPROVE

OTHER

RECOMMENDATION OF CNTY ADMINISTRATOR

RECOMMENDATION OF BOARD COMMITTEE

---

Action of Board On: **07/24/2018**  APPROVED AS RECOMMENDED  OTHER

Clerks Notes:

**VOTE OF SUPERVISORS**

I hereby certify that this is a true and correct copy of an action taken and entered on the minutes of the Board of Supervisors on the date shown.

ATTESTED: July 24, 2018

Contact: Patrick Godley (925)  
957-5410

David J. Twa, County Administrator and Clerk of the Board of Supervisors

By: , Deputy

CONSEQUENCE OF NEGATIVE ACTION:

If this contract is not approved, a significant number of low-income women in the County would not have access to prenatal services or directed to County Health Services sites that are further away and have limited availability.



Contra  
Costa  
County

To: Board of Supervisors  
From: Gus Kramer, Assessor  
Date: July 24, 2018

Subject: AES Automated Appraisal System Maintenance & Support

---

**RECOMMENDATION(S):**

APPROVE and AUTHORIZE an extension of the term of the Tyler Technologies, Inc. Maintenance and Support Agreement for the period of August 1, 2018 through July 31, 2019, and an increase in the payment limit in the amount of \$153,154 for the continued maintenance and support of the AES Rapid 2000 computer automated appraisal system.

**FISCAL IMPACT:**

AB589 Property Tax Administration Program funds, in the amount of \$153,154 will be used to maintain the system.

**BACKGROUND:**

The AES Rapid 2000 system has been operational in the Assessor's Office since 1999. The system currently contains five (5) basic modules including residential property appraisal, appeal processing, public service tracking, Geographic Information System (GIS), and mass appraisal. The AES system has enabled appraisers to have on-line access to comparable sales data, property characteristics, and GIS parcel data, which is used to analyze and determine residential property appraisals for enrollment of the Assessment

---

APPROVE

OTHER

RECOMMENDATION OF CNTY ADMINISTRATOR

RECOMMENDATION OF BOARD COMMITTEE

---

Action of Board On: **07/24/2018**  APPROVED AS RECOMMENDED  OTHER

Clerks Notes:

**VOTE OF SUPERVISORS**

I hereby certify that this is a true and correct copy of an action taken and entered on the minutes of the Board of Supervisors on the date shown.

ATTESTED: July 24, 2018

Contact: Danielle Gomez (925)  
313-7508

David J. Twa, County Administrator and Clerk of the Board of Supervisors

By: , Deputy

cc:

BACKGROUND: (CONT'D)

Roll. In its current state, the AES system has become a mission critical application for the appraisal staff, providing tools and services that extend beyond the capabilities of the County's Land Information System (LIS).

On December 19, 2017, the Board approved a Maintenance and Support Agreement with Tyler Technologies, Inc., in the amount of \$153,154 for the maintenance and support of the AES Rapid 2000 system for a period of August 1, 2017 through July 31, 2018. The term of the Agreement automatically renews annually at the same maintenance and support fees. The Assessor's Office recommends approval of the extension of the Agreement effective August 1, 2018 through July 31, 2019, with an increase in the payment limit of \$154,153 to continue to provide crucial maintenance and support of the AES system.

CONSEQUENCE OF NEGATIVE ACTION:

If the extension of the Agreement is not approved, the Assessor's Office will no longer have the ability to maintain and support the AES Rapid 2000 computer system, which has become a mission critical application for the appraisal staff who value property for tax assessment purposes.



**Contra  
Costa  
County**

To: Board of Supervisors  
From: Anna Roth, Health Services Director  
Date: July 24, 2018

Subject: Novation Interagency Agreement #74-373-9 with Martinez Unified School District

---

**RECOMMENDATION(S):**

APPROVE and AUTHORIZE the Health Services Director, or designee, to execute on behalf of the County, Novation Interagency Agreement #74-373-9 with Martinez Unified School District, a political subdivision of the State of California, in an amount not to exceed \$185,763 to provide prevention and early intervention (PEI) services to high school students in Martinez for the period July 1, 2018 through June 30, 2019, which includes a six-month automatic extension through December 31, 2019 in an amount not to exceed \$92,882.

**FISCAL IMPACT:**

This interagency agreement is funded 100% by Mental Health Services Act (MHSA) funds. (Rate increase)

**BACKGROUND:**

This Agreement meets the social needs of County’s population by providing a youth development program known as The New Leaf Collaborative, which will include individualized learning plans, place-based learning projects and career mentorship and internships for approximately eighty (80) high school adolescent youths in Martinez of all cultural backgrounds.

- 
- APPROVE  OTHER
  - RECOMMENDATION OF CNTY ADMINISTRATOR  RECOMMENDATION OF BOARD COMMITTEE
- 

Action of Board On: **07/24/2018**  APPROVED AS RECOMMENDED  OTHER

Clerks Notes:

**VOTE OF SUPERVISORS**

I hereby certify that this is a true and correct copy of an action taken and entered on the minutes of the Board of Supervisors on the date shown.

ATTESTED: July 24, 2018

Contact: Matthew White, M.D.,  
925-957-5201

David J. Twa, County Administrator and Clerk of the Board of Supervisors

By: , Deputy

cc: D Morgan, M Wilhelm

BACKGROUND: (CONT'D)

On November 11, 2017, the Board of Supervisors approved Interagency Agreement #74-373-8 with Martinez Unified School District, for the period from July 1, 2017 through June 30, 2018 which included a six-month automatic extension through December 31, 2018, for the provision of MHSA-PEI services.

Approval of Novation Interagency Agreement #74-373-9 replaces the automatic extension under the prior agreement and allows the agency to continue providing services through June 30, 2019.

CONSEQUENCE OF NEGATIVE ACTION:

If this agreement is not approved, high school students in Martinez will not have access to the focused learning and career opportunities offered by this MHSA-PEI program.

CHILDREN'S IMPACT STATEMENT:

This MHSA-PEI program supports the following Board of Supervisors' community outcomes: "Families that are Safe, Stable, and Nurturing"; and "Communities that are Safe and Provide a High Quality of Life for Children and Families". Expected program outcomes include increases in social connectedness, communication skills, parenting skills, and knowledge of the human service system in Contra Costa County.





Contra  
Costa  
County

To: Board of Supervisors  
From: Diana Becton, District Attorney  
Date: July 24, 2018

Subject: Increase Blanket Purchase Order with Caltronics

---

**RECOMMENDATION(S):**

APPROVE and AUTHORIZE the Purchasing Agent, or designee, to execute on behalf of the District Attorney, a Change Order to blanket purchase order number 52698, with Caltronics to increase the payment limit by \$12,000 to a new amount not to exceed \$110,473, for multi-function printers, and extend the term from August 12, 2018 through August 11, 2019.

**FISCAL IMPACT:**

The cost of the change order is approximately \$12,000 to be paid for from general funds. The existing Blanket Purchase Order Number 52698 of \$98,473 will bring the total to \$110,473.

**BACKGROUND:**

The original Blanket Purchase Order was established in August 2014 to supply the District Attorney's Offices with Multi-Function Printers. The original Blanket Purchase Order has been renewed annually to keep the discounted monthly lease rate. Keeping the existing Blanket Purchase Order another year would extend the discounted rate.

**CONSEQUENCE OF NEGATIVE ACTION:**

Failure to approve this Change Order to the existing blanket purchase order would cause disruption to the workflow of the office and increased costs. A new contract would have to be established with a higher monthly lease rate.

---

APPROVE
  OTHER  
 RECOMMENDATION OF CNTY ADMINISTRATOR
  RECOMMENDATION OF BOARD COMMITTEE

---

Action of Board On: **07/24/2018**  APPROVED AS RECOMMENDED  OTHER

Clerks Notes:

**VOTE OF SUPERVISORS**

I hereby certify that this is a true and correct copy of an action taken and entered on the minutes of the Board of Supervisors on the date shown.

ATTESTED: July 24, 2018

Contact: Beth Molera, (925)  
957-2205

David J. Twa, County Administrator and Clerk of the Board of Supervisors

By: , Deputy

cc:





**Contra  
Costa  
County**

To: Board of Supervisors  
From: Anna Roth, Health Services Director  
Date: July 24, 2018

Subject: Novation Contract #74-381-9 with The Latina Center

---

**RECOMMENDATION(S):**

APPROVE and AUTHORIZE the Health Services Director, or designee, to execute on behalf of the County, Novation Contract #74-381-9 with The Latina Center, a non-profit corporation, in an amount not to exceed \$111,545 to provide prevention and early intervention services (PEI) for the period July 1, 2018 through June 30, 2019, which includes a six-month automatic extension through December 31, 2019 in an amount not to exceed \$55,773.

**FISCAL IMPACT:**

This contract is funded 100% by Mental Health Service Act (MHSA) funds. (3% Cost of Living Adjustment)

**BACKGROUND:**

This contract meets the social needs of County’s population by providing culturally and linguistically specific parenting education and support to at least 300 Latino parents and caregivers in West Contra Costa County supporting the strong emotional, social and educational development of children and youth ages 0-15, and reduces verbal, physical and emotional abuse.

- 
- APPROVE  OTHER
  - RECOMMENDATION OF CNTY ADMINISTRATOR  RECOMMENDATION OF BOARD COMMITTEE
- 

Action of Board On: **07/24/2018**  APPROVED AS RECOMMENDED  OTHER

Clerks Notes:

**VOTE OF SUPERVISORS**

I hereby certify that this is a true and correct copy of an action taken and entered on the minutes of the Board of Supervisors on the date shown.

ATTESTED: July 24, 2018

Contact: Matthew White, MD,  
925-957-5201

David J. Twa, County Administrator and Clerk of the Board of Supervisors

By: , Deputy

BACKGROUND: (CONT'D)

On June 1, 2017, the Board of Supervisors approved Novation Contract #74-381-8 with The Latina Center, for the period from July 1, 2017 through June 30, 2018, which included a six-month automatic extension through December 31, 2018, for the provision of MHSA PEI services.

Approval of Novation Contract #74-381-9 replaces the automatic extension under the prior contract and allows the contractor to continue providing services through June 30, 2019.

CONSEQUENCE OF NEGATIVE ACTION:

If this contract is not approved, the County's youth will have reduced access to MHSA PEI services.

CHILDREN'S IMPACT STATEMENT:

This MHSA-PEI program supports the following Board of Supervisors' community outcomes: "Families that are Safe, Stable, and Nurturing"; and "Communities that are Safe and Provide a High Quality of Life for Children and Families". Expected program outcomes include an increase in positive social connectedness, communication skills, parenting skills, and knowledge of the human service system in Contra Costa County.



**Contra  
Costa  
County**

To: Board of Supervisors  
From: John Kopchik, Director, Conservation & Development Department  
Date: July 24, 2018

Subject: Amended Interagency Agreement between City of Richmond and County for Joint Administration of North Richmond Mitigation Fee funding.

---

**RECOMMENDATION(S):**

APPROVE and AUTHORIZE the Conservation and Development Director, or designee, to execute an amendment to the Interagency Agreement with the City of Richmond, effective June 30, 2018, to extend the term from June 30, 2018 through September 30, 2018, with no change to the current payment limit of \$1,080,055, to facilitate City's use of jointly-administered North Richmond Mitigation Fee (NRMF) funding to implement services and programs authorized in the City/County-approved expenditure plans and co-staff the NRMF Committee.

**FISCAL IMPACT:**

There is no impact to the General Fund. Interagency Agreement costs will be funded with North Richmond Mitigation Fee revenue, which is solely received by the County but jointly administered by the City of Richmond and Contra Costa County in accordance with the Memorandum of Understanding between the City and County.

**BACKGROUND:**

The North Richmond Waste and Recovery Mitigation Fee (NRMF) was established by the City of Richmond and Contra Costa County in 2004. NRMF funding is subject to the joint-control of the City and County. This NRMF was originally identified as a mitigation measure in an Environmental Impact Report as a means of addressing the impacts of illegal dumping as a result of expanding the Bulk Material

- 
- APPROVE  OTHER
  - RECOMMENDATION OF CNTY ADMINISTRATOR  RECOMMENDATION OF BOARD COMMITTEE
- 

Action of Board On: **07/24/2018**  APPROVED AS RECOMMENDED  OTHER

Clerks Notes:

**VOTE OF SUPERVISORS**

I hereby certify that this is a true and correct copy of an action taken and entered on the minutes of the Board of Supervisors on the date shown.

ATTESTED: July 24, 2018

Contact: Demian Hardman  
(925)674-7826

David J. Twa, County Administrator and Clerk of the Board of Supervisors

By: , Deputy

cc:

## BACKGROUND: (CONT'D)

Processing Center in North Richmond. The requirement to collect this Mitigation Fee is a Condition of Approval in the Use Permits issued by the City and County, which allowed Republic Services to expand their waste processing operations at the Bulk Material Processing Center, located at the closed West Contra Costa Sanitary Landfill site in North Richmond. Since 2006, this Mitigation Fee has been collected on a per ton basis and paid monthly, directly, to the County.

The City and County entered into a Memorandum of Understanding (MOU) in 2004 agreeing to establish a City/County Committee (known as the North Richmond Waste & Recovery Mitigation Fee Joint Expenditure Planning Committee) to prepare recommended spending plans subject to final City/County approvals for the purpose of jointly administering this funding. These recommended spending plans are known as Expenditure Plans, which must be approved by both the City Council and County Board of Supervisors. The Expenditure Plan for the 2018/2019 fiscal year was approved by the County on June 26, 2018, and will be considered for approval by the City on July 24, 2018.

The Interagency Agreement between the City of Richmond and Contra Costa County provides a means of facilitating disbursement of NRMF revenue to the City which the County receives as a result of conditions imposed in permits issued by the City and County. The first Interagency Agreement between the City and County went into effect on January 16, 2007, and was amended four times. A new Interagency Agreement with a contract limit of \$1,080,055 took effect on June 30, 2015, which was estimated to be adequate to allow the County to share the proportion of NRMF revenue needed to cover the City's costs associated with the City's share of Expenditure Plan implementation and Committee co-staffing for the period through June 30, 2017. Since entering into the current Interagency Agreement in 2015, the amount of NRMF funded reimbursement requested by the City each Expenditure Plan cycle has been steadily decreasing. The remaining contract limit was sufficient to allow for two subsequent amendments, which each extended the contract term for an additional six month period. The last amendment extended the term through June 30, 2018. This proposed amendment would extend the Agreement for 90 days, with no change to the contract limit, to allow sufficient time for a new Interagency Agreement to be formally approved by both the Richmond City Council and the County Board of Supervisors.

## CONSEQUENCE OF NEGATIVE ACTION:

Staff would not be authorized to facilitate reimbursement to the City of Richmond for their share of costs incurred for jointly administering the implementation of NRMF funded services and programs authorized under the City/County approved Expenditure Plans, which would be inconsistent with the terms of the MOU between the City and County.



Contra  
Costa  
County

To: Board of Supervisors  
From: Todd Billeci, County Probation Officer  
Date: July 24, 2018

Subject: Kronos Incorporated Workforce Software Support Services and Hardware

---

**RECOMMENDATION(S):**

APPROVE and AUTHORIZE the County Probation Officer, or designee, to execute a Support Services Quote and Order Form Detail, and increase the payment limit under the existing contract with Kronos Incorporated, in the amount of \$62,000 to a new payment limit of \$271,892, effective April 18, 2018, for the purchase of additional Kronos Workforce scheduling and Timekeeping software, services and equipment, with no extension in the term of the contract.

**FISCAL IMPACT:**

\$62,000, 100% General Fund

**BACKGROUND:**

On December 20, 2016 the Board of Supervisors approved Probation to contract with Kronos Incorporated for scheduling and timekeeper software in the amount of \$209,892. Since that time Probation has worked with Kronos to install the Workforce and Timekeeper software service for the Juvenile Hall (JH) and the Orin Allen Youth Rehabilitation Facility (OAYRF) to improve scheduling efficiency. When complete, the Telestaff software will be configured to call staff when open shifts are available; freeing time for the Institutional Supervisors who are manually making calls now. Initial plans included only one access card reader each for JH and OAYRF. The addition of a second

APPROVE

OTHER

RECOMMENDATION OF CNTY ADMINISTRATOR

RECOMMENDATION OF BOARD COMMITTEE

Action of Board On: **07/24/2018**  APPROVED AS RECOMMENDED  OTHER

Clerks Notes:

**VOTE OF SUPERVISORS**

I hereby certify that this is a true and correct copy of an action taken and entered on the minutes of the Board of Supervisors on the date shown.

ATTESTED: July 24, 2018

Contact: Danielle Fokkema,  
925-313-4195

David J. Twa, County Administrator and Clerk of the Board of Supervisors

By: , Deputy

cc:

BACKGROUND: (CONT'D)

card reader, plus applicable support services and licenses, is necessary at each location to allow staff to sign in and out at the most convenient entrance. Execution of the Support Services Quote and Order Form, and the payment limit increase will allow Probation to procure the software, services and equipment. The software, services and equipment are being purchased through the U.S. Communities Government Purchasing Alliance that the County participates in. The County is agreeing to the terms and conditions contained in the contract between Kronos and Harford County Public Schools, Maryland (Lead Agency Contract #14-JLR-003). Contracting through the U.S. Communities alliance allows Probation to save over \$4,600 a year. The software is hosted by Kronos, which means the software and timekeeping data are stored on Kronos's servers or its third-party hosts' servers. The contract provides that data will be backed up daily and adheres to industry standards (SSAE 16, SOC 1, and SOC 2) with respect to data security.

CONSEQUENCE OF NEGATIVE ACTION:

The potential for a bottleneck of staff at the card reader at shift changes with only one device at each location. No service and support agreements for the card reader.

CHILDREN'S IMPACT STATEMENT:

Not applicable.





**Contra  
Costa  
County**

To: Board of Supervisors  
From: Kathy Gallagher, Employment & Human Services Director  
Date: July 24, 2018

Subject: Contract with A Step Forward Child Abuse Treatment and Training Programs, a Marriage, Family and Child Counseling Corporation

---

**RECOMMENDATION(S):**

APPROVE and AUTHORIZE the Employment and Human Services Director, or designee, to execute a contract with A Step Forward Child Abuse Treatment and Training Programs, a Marriage, Family and Child Counseling Corporation, a for-profit corporation, in an amount not to exceed \$200,000 to provide menal health services to non-Medi-Cal eligible clients for the period August 1, 2018 through July 31, 2020.

**FISCAL IMPACT:**

The contract is funded 70% with State revenue and 30% with County General Fund.

**BACKGROUND:**

A Step Forward Child Abuse Treatment and Training Programs, a Marriage, Family and Child Counseling Corporation provides mental health services to non-Medi-Cal eligible clients of Employment and Human Services Department (EHSD), as well as non-Medi-Cal reimbursable services determined appropriate and authorized by the EHSD Children and Family Services Bureau (CFS) for Medi-Cal eligible clients. The contract includes compliance with certification requirements, maintaining and compliance with contractor's County mental health services contract, compliance with reporting requirements, coordination with other County services, and maintaining quality of service.

- 
- APPROVE  OTHER
  - RECOMMENDATION OF CNTY ADMINISTRATOR  RECOMMENDATION OF BOARD COMMITTEE
- 

Action of Board On: **07/24/2018**  APPROVED AS RECOMMENDED  OTHER

Clerks Notes:

**VOTE OF SUPERVISORS**

I hereby certify that this is a true and correct copy of an action taken and entered on the minutes of the Board of Supervisors on the date shown.

ATTESTED: July 24, 2018

Contact: V. Kaplan, (925)  
608-4963

David J. Twa, County Administrator and Clerk of the Board of Supervisors

By: , Deputy

cc:

CONSEQUENCE OF NEGATIVE ACTION:

If not approved, EHSD's ability to provide mental health services to non-Medi-Cal clients will be hindered.

CHILDREN'S IMPACT STATEMENT:

This contract supports four of the community outcomes established in the Children's Report Card: 1) "Children Ready for and Succeeding in School"; 2) "Children and Youth Healthy and Preparing for Productive Adulthood"; 4) "Families that are Safe, Stable and Nurturing"; and 5) "Communities that are Safe and Provide a High Quality of Life for Children and Families" by providing mental health services to non-Medi-Cal eligible clients.



Contra  
Costa  
County

To: Board of Supervisors  
From: David O. Livingston, Sheriff-Coroner  
Date: July 24, 2018

Subject: Tiburon Inc.

---

**RECOMMENDATION(S):**

APPROVE and AUTHORIZE a payment limit increase in the amount of \$240,211 from \$452,640, to a new payment limit of \$692,851 under the Master Support Agreement with Tiburon Inc., for dispatch and records systems support for the period September 10, 2018 to September 9, 2019.

**FISCAL IMPACT:**

\$240,211, FY 2018/19 budgeted expenditure. (100% County General Fund)

**BACKGROUND:**

Tiburon Inc. provides the Office of the Sheriff with computer aided dispatch (CAD) and record management (RMS) systems. Authorizing additional payments under the Master Support Agreement will renew support for these systems and the CopLogic reporting system that is integrated with CAD/RMS for the period September 10, 2018 to September 9, 2019. The CAD/RMS system is used by Sheriff's dispatch to document calls for service and dispatch police and Sheriff's units to those calls. The system is also used by the records division to collect data required by the state. The support will allow the CAD and RMS systems to be up and running 24/7 and to provide emergency assistance if the system fails. CAD/RMS and mobile systems are mission critical applications to public safety. Without Tiburon Inc., supporting their products the Office of the Sheriff runs the risk of crashing these systems without the ability to fix it. In September 2016, the Board of Supervisors approved an Agreement with Tiburon, Inc., to license software

---

APPROVE

OTHER

RECOMMENDATION OF CNTY ADMINISTRATOR

RECOMMENDATION OF BOARD COMMITTEE

---

Action of Board On: **07/24/2018**  APPROVED AS RECOMMENDED  OTHER

Clerks Notes:

**VOTE OF SUPERVISORS**

I hereby certify that this is a true and correct copy of an action taken and entered on the minutes of the Board of Supervisors on the date shown.

ATTESTED: July 24, 2018

Contact: Sandra Brown, (925)  
335-1553

David J. Twa, County Administrator and Clerk of the Board of Supervisors

By: , Deputy

cc:

BACKGROUND: (CONT'D)

for the Sheriff's Office 9-1-1 Dispatch and Records Management systems. The 9-1-1 CAD system is used by the Office of the Sheriffs Dispatch Center, and the RMS) is used by the entire Office of the Sheriff and the agencies that contract with the Sheriff's Office for law enforcement services. Tiburon Inc., provides the County with the software for the CAD system and RMS. This request will provide for systems maintenance and support for an additional year.

CONSEQUENCE OF NEGATIVE ACTION:

Negative action on this item would not allow the Office of the Sheriff to provide emergency assistance if the system fails.



**Contra  
Costa  
County**

To: Board of Supervisors  
From: Kathy Gallagher, Employment & Human Services Director  
Date: July 24, 2018

Subject: Contract with Youth Homes Incorporated for Short Term Residential Therapeutic Program Services

---

**RECOMMENDATION(S):**

APPROVE and AUTHORIZE the Employment and Human Services Director, or designee, to execute a contract with Youth Homes Incorporated, a non-profit corporation, in an amount not to exceed \$150,000 to provide Short Term Residential Therapeutic Program (STRTP) services to foster youth for the period of July 1, 2018 through June 30, 2019.

**FISCAL IMPACT:**

This contract will increase expenditures by \$150,000 funded 30% by County General Fund and 70% by State Realignment funds.

**BACKGROUND:**

Youth Homes Incorporated operates four Short Term Residential Therapeutic Programs in Contra Costa County. Children and Family services (CFS) has had a prior contractual agreement with Youth Homes Incorporated to operate our Emergency Shelters for foster youth needing emergency high level placements. They provide additional services not provided by other facilities such as special education, supervised family visits, and drug abuse/anger management treatment groups.

---

APPROVE
  OTHER  
 RECOMMENDATION OF CNTY ADMINISTRATOR
  RECOMMENDATION OF BOARD COMMITTEE

---

Action of Board On: **07/24/2018**  APPROVED AS RECOMMENDED  OTHER

Clerks Notes:

**VOTE OF SUPERVISORS**

I hereby certify that this is a true and correct copy of an action taken and entered on the minutes of the Board of Supervisors on the date shown.

ATTESTED: July 24, 2018

Contact: Gina Chenoweth  
8-4961

David J. Twa, County Administrator and Clerk of the Board of Supervisors

By: , Deputy

cc:

BACKGROUND: (CONT'D)

Youth Homes Incorporated will provide Continuous Quality Improvement (CQI) reports every 6 months to Employment and Human Services Department (EHSD) staff and will have a 75% success rate in discharging clients within an EHSD Social Worker approved treatment plan such as family reunification, moving to a foster home, and/or moving to a long-term highest level of care.

CONSEQUENCE OF NEGATIVE ACTION:

Dependent youth in need of high level placements may be transitioned outside of their county of origin, increasing disruptions to education and mental health services.

CHILDREN'S IMPACT STATEMENT:

This contract supports all five of the community outcomes established in the Children's Report Card: 1) "Children Ready for and Succeeding in School"; 2) "Children and Youth Healthy and Preparing for Productive Adulthood"; 3) "Families that are Economically Self Sufficient"; 4) "Families that are Safe, Stable and Nurturing"; and 5) "Communities that are Safe and Provide a High Quality of Life for Children and Families" by providing safe housing and support to assist youth while transitioning from foster care to independent living.



Contra  
Costa  
County

To: Board of Supervisors  
From: John Kopchik, Director, Conservation & Development Department  
Date: July 24, 2018

Subject: Weatherization Contract Amendment - Water Heaters Express

---

**RECOMMENDATION(S):**

APPROVE and AUTHORIZE the Conservation and Development Director, or designee, to execute a contract amendment with Robert Gurule (dba Water Heaters Express) (C47537) to extend the term from July 31, 2018 through December 31, 2019 and increase the payment limit by \$100,000 to a new payment limit of \$450,000, for the purchase or repair of water heaters.

**FISCAL IMPACT:**

100% State and Federal Weatherization Program Funds for a variety of weatherization projects throughout the County. No impact on the County General Fund.

**BACKGROUND:**

The Department of Conservation and Development (DCD) has partnered with the Employment and Human Services Department (EHSD) for the past 20 years to provide energy-saving home improvements to low income families throughout unincorporated Contra Costa County, as well as the County's 19 cities. This funding is provided by State and federal grant programs including, but not limited to, the Low Income Home Energy Assistance Program (LIHEAP), the Energy Crisis Intervention Program (ECIP), the Department of Energy (DOE), and the Cap and Trade Auction Funds for the Low Income Weatherization Program (LIWP) to reduce Greenhouse Gas Emissions.

---

APPROVE

OTHER

RECOMMENDATION OF CNTY ADMINISTRATOR

RECOMMENDATION OF BOARD COMMITTEE

---

Action of Board On: **07/24/2018**  APPROVED AS RECOMMENDED  OTHER

Clerks Notes:

**VOTE OF SUPERVISORS**

I hereby certify that this is a true and correct copy of an action taken and entered on the minutes of the Board of Supervisors on the date shown.

ATTESTED: July 24, 2018

Contact: Laura Glass  
925-674-7834

David J. Twa, County Administrator and Clerk of the Board of Supervisors

By: , Deputy

cc:

## BACKGROUND: (CONT'D)

With these grants, the Weatherization Program may provide homes with hot water heaters, furnaces, refrigerators, microwaves, doors, windows, LED (light emitting diode) light bulbs, LED night lights, Tier 2 Advanced power strips, occupancy sensors, weather-stripping, ceiling fans, and attic insulation.

Homes receive a blower door test (a diagnostic tool to locate and correct air infiltration), and homes with gas appliances receive a combustion appliance safety test that checks for carbon monoxide gas leakage. Homes with gas appliances are provided with a carbon monoxide alarm.

Many contracts with current Weatherization Program vendors providing services are expiring July 31, 2018. The most recent amendments were approved by the Board on August 1, 2017.

Under its grant funding contract, the Weatherization Program is required to meet minimum unit production goals (number of homes weatherized) by the end of its annual grant contract term. Failure to maintain the required production goals may result in the State reallocating our share of funding to other Counties and could jeopardize our future funding. These contracts will allow the Weatherization Program to have ready access to water heaters and other necessary supplies and equipment to weatherize homes and meet production goals.

## CONSEQUENCE OF NEGATIVE ACTION:

A denial would prevent DCD Weatherization Program from replacing or repairing of water heaters.

## CHILDREN'S IMPACT STATEMENT:

Approval of this item will enable the Weatherization Program to purchase materials necessary to provide home energy efficiency improvements to low-income households, which reduces living expenses and improves comfort and quality of life for children residing in the households served. This supports outcomes Nos. 3 and 5 established in the Children's Report Card: (3) Families are economically self-sufficient; and (5) Families are safe, stable and nurturing.





Contra  
Costa  
County

To: Board of Supervisors  
From: Anna Roth, Health Services Director  
Date: July 24, 2018

Subject: Amendment Agreement #26-346-22 with the U.S. Department of Veterans Affairs

---

**RECOMMENDATION(S):**

APPROVE and AUTHORIZE the Health Services Director, or designee, to execute on behalf of the County Amendment Agreement #26-346-22 with the U.S. Department of Veterans Affairs, Northern California Health Care System (VANCHCS), effective April 1, 2018, to amend Sharing Agreement #26-346-21 to modify the Rate Schedule to include rates for services at Contra Costa Regional Medical Center with no change in the original contract payment limit of \$3,321,000 and no change in the original term of April 1, 2018 through March 31, 2021.

**FISCAL IMPACT:**

This amendment agreement is funded 100% by Hospital Enterprise Fund I. The services provided for County patients under this contract are billable to patients and third party payors.

**BACKGROUND:**

For many years, the County and VANCHCS have maintained a mutual sharing agreement, which has made available to the County specialized medical services not otherwise available due to lack of resources, equipment, and personnel. These services included specialized laboratory testing, radiology services, nuclear medicine studies, computerized tomography (CT) scans, magnetic resonance imaging (MRI), dermatology, gastroenterology, urology, audiology and speech, and ophthalmology services.

---

APPROVE

OTHER

RECOMMENDATION OF CNTY ADMINISTRATOR

RECOMMENDATION OF BOARD COMMITTEE

---

Action of Board On: **07/24/2018**  APPROVED AS RECOMMENDED  OTHER

Clerks Notes:

**VOTE OF SUPERVISORS**

I hereby certify that this is a true and correct copy of an action taken and entered on the minutes of the Board of Supervisors on the date shown.

ATTESTED: July 24, 2018

Contact: Jaspreet Benepal,  
925-370-5100

David J. Twa, County Administrator and Clerk of the Board of Supervisors

By: , Deputy

cc: K Cyr, M Wilhelm

BACKGROUND: (CONT'D)

The County provides Emergency Room treatment and inpatient care, including certain ancillary services, for VANCHCS referred patients.

On March 27, 2018, the Board of Supervisors approved Sharing Agreement #26-346-21 with VANCHCS (under the auspices of the VANCHCS Nuclear Regulatory Commission License) to provide a full range of Nuclear Medicine Services to County's patients at the VANCHCS Outpatient Clinic in Martinez and/or the Contra Costa Regional Medical Center's (CCRMC) Nuclear Medicine Unit, through March 31, 2021. This agreement includes mutual indemnification to hold harmless both parties for any claims arising out of the performance of this agreement.

Approval of Amendment Agreement #26-346-22 will allow the contractor to add rates for services provided at CCRMC's Nuclear Medicine Department through March 31, 2021.

CONSEQUENCE OF NEGATIVE ACTION:

If this amendment is not approved, County's rate schedule will not be included in the contract.



Contra  
Costa  
County

To: Board of Supervisors  
From: Anna Roth, Health Services Director  
Date: July 24, 2018

Subject: Amendment #26-995-16 with George Lee, M.D.

---

**RECOMMENDATION(S):**

APPROVE and AUTHORIZE the Health Services Director, or designee, to execute on behalf of the County, Contract Amendment Agreement #26-995-16 with George Lee, M.D., an individual, effective July 1, 2018, to amend Contract #26-995-14 (as amended by Amendment Agreement #26-995-15), to add anesthesiology services for the Labor and Delivery Unit and decrease the payment limit by \$145,000 from \$1,735,000 to a new payment limit of \$1,590,000, with no change in the original term of August 1, 2015 through July 31, 2018.

**FISCAL IMPACT:**

This amendment is funded 100% by Hospital Enterprise Fund I. (Rate increase)

**BACKGROUND:**

On September 15, 2015 the Board of Supervisors approved Contract #26-995-14 (as amended by Amendment Agreement #26-995-15) with George Lee, M.D. to provide anesthesiology services including consultation, training, administrative services, medical procedures, on-call coverage, and coverage for the General, Obstetrics, Intensive Care and Radiology Units at Contra Costa Regional Medical Center (CCRMC) and Contra Costa Health Centers for the period from August 1, 2015 through July 31, 2018.

---

APPROVE

OTHER

RECOMMENDATION OF CNTY ADMINISTRATOR

RECOMMENDATION OF BOARD COMMITTEE

---

Action of Board On: **07/24/2018**  APPROVED AS RECOMMENDED  OTHER

Clerks Notes:

**VOTE OF SUPERVISORS**

I hereby certify that this is a true and correct copy of an action taken and entered on the minutes of the Board of Supervisors on the date shown.

ATTESTED: July 24, 2018

Contact: Samir Shah, M.D.,  
925-370-5475

David J. Twa, County Administrator and Clerk of the Board of Supervisors

By: , Deputy

cc: K Cyr, M Wilhelm

BACKGROUND: (CONT'D)

Approval of Contract Amendment Agreement #26-995-16 will allow the contractor to modify the payment provisions to include anesthesiology services provided to the Labor and Delivery Unit and decrease the payment limit by \$145,000 due to a decrease in utilization through July 31, 2018.

CONSEQUENCE OF NEGATIVE ACTION:

If this amendment is not approved, the contractor will not be able to provide additional anesthesiology services for the Labor and Delivery Unit at CCRMC.



Contra  
Costa  
County

To: Board of Supervisors  
From: Anna Roth, Health Services Director  
Date: July 24, 2018

Subject: Amendment #26-788-7 with Peyman Keyashian, M.D.

---

**RECOMMENDATION(S):**

APPROVE and AUTHORIZE the Health Services Director, or designee to execute on behalf of the County, Contract Amendment Agreement #26-788-7 with Peyman Keyashian, M.D., an individual, effective July 1, 2018, to amend Contract #26-788-5 (as amended by Amendment Agreement #26-788-6), to provide additional anesthesiology services for the Labor and Delivery Unit with no change in the payment limit of \$551,000, and no change in the original term of February 1, 2018 through January 31, 2019.

**FISCAL IMPACT:**

This amendment is funded 100% by Hospital Enterprise Fund I. (Rate increase)

**BACKGROUND:**

On December 5, 2017, the Board of Supervisors approved Contract #26-788-5 (as amended by Amendment Agreement #26-788-6) with Peyman Keyashian, M.D., to provide anesthesiology services including consultation, training, administrative services, medical procedures, on-call coverage, and coverage for the General and Obstetrics Units at Contra Costa Regional Medical Center and Health Centers for the period February 1, 2018 through January 31, 2019.

---

APPROVE

OTHER

RECOMMENDATION OF CNTY ADMINISTRATOR

RECOMMENDATION OF BOARD COMMITTEE

---

Action of Board On: **07/24/2018**  APPROVED AS RECOMMENDED  OTHER

Clerks Notes:

**VOTE OF SUPERVISORS**

I hereby certify that this is a true and correct copy of an action taken and entered on the minutes of the Board of Supervisors on the date shown.

ATTESTED: July 24, 2018

Contact: Samir Shah, M.D.,  
925-370-5525

David J. Twa, County Administrator and Clerk of the Board of Supervisors

By: , Deputy

cc: K Cyr, M Wilhelm

BACKGROUND: (CONT'D)

Approval of Contract Amendment Agreement #26-788-7 will allow the contractor to provide additional anesthesiology services for the Labor and Delivery Unit through January 31, 2019.

CONSEQUENCE OF NEGATIVE ACTION:

If this amendment is not approved, the contractor will not be able to provide additional anesthesiology services for the Labor and Delivery Unit at CCRMC.



**Contra  
Costa  
County**

To: Board of Supervisors  
From: Anna Roth, Health Services Director  
Date: July 24, 2018

Subject: Contract #25-071-5 with Public Health Foundation Enterprises, Inc.

---

**RECOMMENDATION(S):**

APPROVE and AUTHORIZE the Health Services Director, or designee, to execute on behalf of the County, Contract #25-071-5 with Public Health Foundation Enterprises, Inc., a non-profit corporation, in an amount not to exceed \$5,013,000 to provide shelter, coordinated entry, outreach and permanent supportive housing programs for County's homeless youth and adults for the period July 1, 2018 through June 30, 2019.

**FISCAL IMPACT:**

This contract is funded by: 45% State funds, 34% Federal funds, 15% Local grants, and 6% General Fund.

**BACKGROUND:**

On June 13, 2017, the Board of Supervisors approved Contract #25-071-3 with Public Health Foundation Enterprises, Inc. for the provision of coordinated entry, outreach and permanent supportive housing programs for homeless youth and adults in Contra Costa County for the period from July 1, 2017 through June 30, 2018.

Approval of Contract #25-071-5 will allow the contractor to continue to provide supportive housing services through June 30, 2019.

- 
- APPROVE  OTHER
  - RECOMMENDATION OF CNTY ADMINISTRATOR  RECOMMENDATION OF BOARD COMMITTEE
- 

Action of Board On: **07/24/2018**  APPROVED AS RECOMMENDED  OTHER

Clerks Notes:

**VOTE OF SUPERVISORS**

I hereby certify that this is a true and correct copy of an action taken and entered on the minutes of the Board of Supervisors on the date shown.

ATTESTED: July 24, 2018

Contact: Lavonna Martin,  
925-608-6701

David J. Twa, County Administrator and Clerk of the Board of Supervisors

By: , Deputy

cc: L Walker , M Wilhelm

CONSEQUENCE OF NEGATIVE ACTION:

If this contract is not approved, County's homeless clients will experience longer wait times for shelter and respite services.





Contra  
Costa  
County

To: Board of Supervisors  
From: Anna Roth, Health Services Director  
Date: July 24, 2018

Subject: Contract #23-564-5 with Soliant Health, Inc.

---

**RECOMMENDATION(S):**

APPROVE and AUTHORIZE the Health Services Director, or designee, to execute on behalf of the County, Contract #23-564-5 with Soliant Health, Inc., a corporation, in an amount not to exceed \$970,200 to provide consulting and recruitment services for the Health Services Department’s Information Systems Unit, for the period from July 1, 2018 through June 30, 2020.

**FISCAL IMPACT:**

This contract is funded 100% by Hospital Enterprise fund I. (No rate increase)

**BACKGROUND:**

In January 2015, the County Administrator approved and the Purchasing Services Manager executed Contract #23-564 (as amended by Amendment Agreements #23-564-1 through #23-564-4) with Soliant Health, Inc. to provide recruitment services for system analysts, data scientists, data analysts and report writers for the Health Services Department’s Information Systems Unit for the period from January 1, 2015 through June 30, 2018.

Approval of Contract #23-564-5 will allow the contractor to continue to provide consulting and recruitment services through June 30, 2020.

- 
- APPROVE  OTHER  
 RECOMMENDATION OF CNTY ADMINISTRATOR  RECOMMENDATION OF BOARD COMMITTEE
- 

Action of Board On: **07/24/2018**  APPROVED AS RECOMMENDED  OTHER

Clerks Notes:

**VOTE OF SUPERVISORS**

I hereby certify that this is a true and correct copy of an action taken and entered on the minutes of the Board of Supervisors on the date shown.

ATTESTED: July 24, 2018

Contact: Patrick Wilson,  
925-335-8777

David J. Twa, County Administrator and Clerk of the Board of Supervisors

By: , Deputy

cc: L Walker , M Wilhelm

CONSEQUENCE OF NEGATIVE ACTION:

If this extension is not approved, the contractor will not be able to provide consulting services and the Information Systems Unit will not be able to recruit and fill vacant positions.



**Contra  
Costa  
County**

To: Board of Supervisors  
From: Anna Roth, Health Services Director  
Date: July 24, 2018

Subject: Contract #23-455-14 with Atos Digital Healthcare Solutions, Inc.

---

**RECOMMENDATION(S):**

APPROVE and AUTHORIZE the Health Services Director, or designee, to execute on behalf of the County, Contract #23-455-14 with Atos Digital Healthcare Solutions, Inc., a corporation, in an amount not to exceed \$728,000, including modified indemnification language, to provide training and technical support to the Health Services Department's Information System Unit on its inventory/finance management system used by the Materials Management and Laboratory Divisions for the period July 1, 2018 through June 30, 2019.

**FISCAL IMPACT:**

This contract is funded 100% by Hospital Enterprise Fund I. (No rate increase)

**BACKGROUND:**

On June 16, 2015, the Board of Supervisors approved Contract #23-455-8 (as amended by Amendment Agreements #23-455-7 through #23-455-13), with Atos Digital Healthcare Solutions, Inc., to provide training and technical support for the Health Services Department's Information System Unit in regards to the inventory/finance management system used by the Laboratory and Materials Management Divisions of the Contra Costa Regional Medical Center and Health Centers, for the period from July 1, 2015 through June 30, 2018.

---

APPROVE  OTHER  
 RECOMMENDATION OF CNTY ADMINISTRATOR  RECOMMENDATION OF BOARD COMMITTEE

---

Action of Board On: **07/24/2018**  APPROVED AS RECOMMENDED  OTHER

Clerks Notes:

**VOTE OF SUPERVISORS**

I hereby certify that this is a true and correct copy of an action taken and entered on the minutes of the Board of Supervisors on the date shown.

ATTESTED: July 24, 2018

Contact: Patrick Wilson,  
925-335-8777

David J. Twa, County Administrator and Clerk of the Board of Supervisors

By: , Deputy

cc: L Walker , M Wilhelm

BACKGROUND: (CONT'D)

Approval of Contract #23-455-14, will allow the contractor to continue to provide training and technical support, through June 30, 2019. This contract includes modifications to County's standard indemnification clause.

CONSEQUENCE OF NEGATIVE ACTION:

If this contract is not approved, the contractor will not be able to provide support services for the Department's Information Systems Unit.



Contra  
Costa  
County

To: Board of Supervisors  
From: Anna Roth, Health Services Director  
Date: July 24, 2018

Subject: Contract #24-681-95 with Razel and Ruztin, LLC

---

**RECOMMENDATION(S):**

APPROVE and AUTHORIZE the Health Services Director, or designee, to execute on behalf of County, Contract #24-681-95 with Razel and Ruztin, LLC, a Limited Liability Company, in an amount not to exceed \$271,276 to provide augmented residential board and care services, including room, board, care and supervision, for the period July 1, 2018 through June 30, 2019.

**FISCAL IMPACT:**

This contract is funded 100% by Mental Health Realignment funds. (No rate increase)

**BACKGROUND:**

This contract meets the social needs of the County's population by augmenting room and board and providing twenty-four hour emergency residential care and supervision to eligible mentally disordered clients, who are served by County Mental Health Services and specifically referred by the Mental Health Program staff.

Under Contract #24-681-95, the contractor will provide augmented residential board and care services through June 30, 2019.

- 
- APPROVE  OTHER
  - RECOMMENDATION OF CNTY ADMINISTRATOR  RECOMMENDATION OF BOARD COMMITTEE
- 

Action of Board On: **07/24/2018**  APPROVED AS RECOMMENDED  OTHER

Clerks Notes:

**VOTE OF SUPERVISORS**

I hereby certify that this is a true and correct copy of an action taken and entered on the minutes of the Board of Supervisors on the date shown.

ATTESTED: July 24, 2018

Contact: Matthew White, M.D.  
(925) 957-5201

David J. Twa, County Administrator and Clerk of the Board of Supervisors

By: , Deputy

cc: A Floyd, M Wilhelm

CONSEQUENCE OF NEGATIVE ACTION:

If this contract is not approved, County residents will not receive services provided by this contractor.



Contra  
Costa  
County

To: Board of Supervisors  
From: Anna Roth, Health Services Director  
Date: July 24, 2018

Subject: Contract #26-911-28 with Thomas B. Hargrave, III

---

**RECOMMENDATION(S):**

APPROVE and AUTHORIZE the Health Services Director, or designee, to execute on behalf of the County, Contract #26-911-28 with Thomas B. Hargrave, III, an individual, in an amount not to exceed \$335,000, to provide gastroenterology services at Contra Costa Regional Medical Center (CCRMC) and Health Centers for the period September 1, 2018 through August 31, 2019.

**FISCAL IMPACT:**

This contract is funded 100% by Hospital Enterprise Fund I. (No rate increase)

**BACKGROUND:**

On August 1, 2017, the Board of Supervisors approved Contract #26-911-26 (as amended by Amendment Agreement #26-911-27) with Thomas B. Hargrave, III, to provide gastroenterology services at CCRMC and Health Centers, for the period from September 1, 2017 through August 31, 2018.

Approval of Contract #26-911-28 will allow the contractor to continue to provide gastroenterology services at CCRMC and Health Centers through August 31, 2019.

- 
- APPROVE  OTHER
  - RECOMMENDATION OF CNTY ADMINISTRATOR  RECOMMENDATION OF BOARD COMMITTEE
- 

Action of Board On: **07/24/2018**  APPROVED AS RECOMMENDED  OTHER

Clerks Notes:

**VOTE OF SUPERVISORS**

I hereby certify that this is a true and correct copy of an action taken and entered on the minutes of the Board of Supervisors on the date shown.

ATTESTED: July 24, 2018

Contact: Samir Shah, M.D., (925) 370-5525

David J. Twa, County Administrator and Clerk of the Board of Supervisors

By: , Deputy

cc: A Floyd, M Wilhelm

CONSEQUENCE OF NEGATIVE ACTION:

If this contract is not approved, patients requiring gastroenterology services will not have access to the contractor's services.





Contra  
Costa  
County

To: Board of Supervisors  
From: Anna Roth, Health Services Director  
Date: July 24, 2018

Subject: Contract #26-507-12 with BAART Behavioral Health Services, Inc.

---

**RECOMMENDATION(S):**

APPROVE and AUTHORIZE the Health Services Director, or designee, to execute on behalf of the County, Contract #26-507-12 with BAART Behavioral Health Services, Inc., a corporation, in an amount not to exceed \$170,820 to provide methadone maintenance services for medically stable inmates at the County's Martinez and Richmond Detention Facilities for the period July 1, 2018 through June 30, 2020.

**FISCAL IMPACT:**

This contract is funded 100% by Hospital Enterprise Fund I. (No rate increase)

**BACKGROUND:**

In August 2016, the County Administrator approved and Purchasing Services Manager executed Contract #26-507-11 with BAART Behavioral Health Services, Inc., to provide methadone maintenance services for medically stable inmates at the County's Martinez and Richmond Detention Facilities for the period July 1, 2016 through June 30, 2018. Methadone maintenance treatment reduces or eliminates the drug cravings and harsh withdrawal symptoms that often trigger a patient's relapse.

Approval of Contract #26-507-12 will allow the contractor to continue to provide methadone maintenance services through June 30, 2020.

---

APPROVE

OTHER

RECOMMENDATION OF CNTY ADMINISTRATOR

RECOMMENDATION OF BOARD COMMITTEE

---

Action of Board On: **07/24/2018**  APPROVED AS RECOMMENDED  OTHER

Clerks Notes:

**VOTE OF SUPERVISORS**

I hereby certify that this is a true and correct copy of an action taken and entered on the minutes of the Board of Supervisors on the date shown.

ATTESTED: July 24, 2018

Contact: Jaspreet Benepal,  
925-370-5741

David J. Twa, County Administrator and Clerk of the Board of Supervisors

By: , Deputy

cc: A Floyd, M Wilhelm

CONSEQUENCE OF NEGATIVE ACTION:

If this contract is not approved, inmates at the County's Martinez and Richmond Detention Facilities will not have access to the contractor's methadone maintenance services.



Contra  
Costa  
County

To: Board of Supervisors  
From: Kathy Gallagher, Employment & Human Services Director  
Date: July 24, 2018

Subject: Purchase Order Amendment with Sharp Business Solutions

---

**RECOMMENDATION(S):**

APPROVE and AUTHORIZE the Purchasing Agent to execute, on behalf of the Employment and Human Services Director, a purchase order amendment with Sharp Business Solutions, to increase the payment limit by \$35,000 to a new payment of \$134,000 for the continued lease of copiers for the period April 13, 2016 through April 12, 2019.

**FISCAL IMPACT:**

The purchase order of \$134,000 is funded by administrative overhead which breaks down to 10% County, 48% State, and 42% Federal.

**BACKGROUND:**

Due to an increase in print and copy needs, the total payment limit on existing Purchase Order No. 003585 with Sharp Business Systems must be increased to cover the additional charges incurred by the Employment and Human Services Department.

**CONSEQUENCE OF NEGATIVE ACTION:**

Without funding, copier lease would expire for non-payment.

---

APPROVE
  OTHER  
 RECOMMENDATION OF CNTY ADMINISTRATOR
  RECOMMENDATION OF BOARD COMMITTEE

---

Action of Board On: **07/24/2018**  APPROVED AS RECOMMENDED  OTHER

Clerks Notes:

**VOTE OF SUPERVISORS**

I hereby certify that this is a true and correct copy of an action taken and entered on the minutes of the Board of Supervisors on the date shown.

ATTESTED: July 24, 2018

Contact: V. Kaplan, (925)  
608-4963

David J. Twa, County Administrator and Clerk of the Board of Supervisors

By: , Deputy

cc:



**Contra  
Costa  
County**

To: Board of Supervisors  
From: Anna Roth, Health Services Director  
Date: July 24, 2018

Subject: Contract #27-169-15 with Lifelong Medical Care

---

**RECOMMENDATION(S):**

APPROVE and AUTHORIZE the Health Services Director, or designee, to execute on behalf of County, Contract #27-169-15 with Lifelong Medical Care, a corporation, in an amount not to exceed \$3,000,000 to provide primary care, urgent care and specialty medical services for Contra Costa Health Plan (CCHP) members for the period July 1, 2018 through June 30, 2019.

**FISCAL IMPACT:**

This contract is funded 100% by CCHP Enterprise Fund II. (No rate increase)

**BACKGROUND:**

On July 18, 2017, the Board of Supervisors approved Contract #27-169-13 (as amended by Contract Amendment Agreement #27-169-14) with Lifelong Medical Care for the provision of primary care, urgent care and specialty medical services to CCHP members, for the period from July 1, 2017 through June 30, 2018.

Approval of Contract #27-169-15 will allow the contractor to provide primary care, urgent care and specialty medical services through June 30, 2019.

---

APPROVE
  OTHER  
 RECOMMENDATION OF CNTY ADMINISTRATOR
  RECOMMENDATION OF BOARD COMMITTEE

---

Action of Board On: **07/24/2018**  APPROVED AS RECOMMENDED  OTHER

Clerks Notes:

**VOTE OF SUPERVISORS**

I hereby certify that this is a true and correct copy of an action taken and entered on the minutes of the Board of Supervisors on the date shown.

ATTESTED: July 24, 2018

Contact: Patricia Tanquary (925)  
313-6004

David J. Twa, County Administrator and Clerk of the Board of Supervisors

By: , Deputy

cc: A Floyd, M Wilhelm

CONSEQUENCE OF NEGATIVE ACTION:

If this contract is not approved, certain specialized health care services for its members under the terms of their Individual and Group Health Plan membership contracts with the County will not be provided.



Contra  
Costa  
County

To: Board of Supervisors  
From: Anna Roth, Health Services Director  
Date: July 24, 2018

Subject: Amendment #26-771-3 with Health Leads, Inc.

---

**RECOMMENDATION(S):**

APPROVE and AUTHORIZE the Health Services Director, or designee, to execute on behalf of the County Contract Amendment Agreement #26-771-3 with Health Leads, Inc., a non-profit corporation, effective July 1, 2018, to amend Contract #26-771-2 to provide additional referral and outreach services, with no change in the original Payment Limit not to exceed \$1,475,352 or original term of June 1, 2017 through May 31, 2020.

**FISCAL IMPACT:**

This amendment is funded 66% by Hospital Enterprise Fund I and 34% by Medi-Cal 1115 Waiver funds. (No rate increase)

**BACKGROUND:**

On June 6, 2017, the Board of Supervisors approved Contract #26-771-2 with Health Leads, Inc. for the provision of referral and outreach services to Contra Costa Regional Medical Center and Health Centers (CCRMC), for the period from June 1, 2017 through May 31, 2020.

Approval of Contract Amendment Agreement #26-771-3 will allow the contractor to provide additional referral and outreach services through May 31, 2020.

---

APPROVE

OTHER

RECOMMENDATION OF CNTY ADMINISTRATOR

RECOMMENDATION OF BOARD COMMITTEE

---

Action of Board On: **07/24/2018**  APPROVED AS RECOMMENDED  OTHER

Clerks Notes:

**VOTE OF SUPERVISORS**

I hereby certify that this is a true and correct copy of an action taken and entered on the minutes of the Board of Supervisors on the date shown.

ATTESTED: July 24, 2018

Contact: Samir Shah (925)  
370-5525

David J. Twa, County Administrator and Clerk of the Board of Supervisors

By: , Deputy

cc: A Floyd, M Wilhelm

CONSEQUENCE OF NEGATIVE ACTION:

If this amendment is not approved, CCRMC patients will not receive referral and outreach services from the contractor.



Contra  
Costa  
County

To: Board of Supervisors  
From: John Kopchik, Director, Conservation & Development Department  
Date: July 24, 2018

Subject: Transportation Demand Management Program – Contra Costa Centre Association

---

**RECOMMENDATION(S):**

APPROVE and AUTHORIZE the Conservation and Development Director, or designee, to execute a contract with the Contra Costa Centre Association in an amount not to exceed \$300,000 to provide transportation demand management services for the Contra Costa Centre area, for the period July 1, 2018 through June 30, 2019.

**FISCAL IMPACT:**

No impact to the County General Fund. 100% County Service Area M-31 funds. The commercial property owners at Contra Costa Centre voted to approve the formation of County Service Area M-31 to fund County-mandated transportation demand management services in the area.

**BACKGROUND:**

Contra Costa County (County) has required a Transportation Demand Management (TDM) program for the Contra Costa Centre area since 1986 to encourage the use of alternative modes of transportation by station area employees in order to mitigate the traffic impacts resulting from the development of the area. The County has entered an agreement with the Contra Costa Centre Association to manage the TDM program for the Contra Costa Centre area each year since 1990.

---

APPROVE

OTHER

RECOMMENDATION OF CNTY ADMINISTRATOR

RECOMMENDATION OF BOARD COMMITTEE

---

Action of Board On: **07/24/2018**  APPROVED AS RECOMMENDED  OTHER

Clerks Notes:

**VOTE OF SUPERVISORS**

I hereby certify that this is a true and correct copy of an action taken and entered on the minutes of the Board of Supervisors on the date shown.

ATTESTED: July 24, 2018

Contact: Maureen Toms (925)  
674-7878

David J. Twa, County Administrator and Clerk of the Board of Supervisors

By: , Deputy

cc:



BACKGROUND: (CONT'D)

The property owners in Contra Costa Centre area have approved establishment of a County Service Area with an annual assessment to fund the TDM program. The program offers commute alternative service to BART station area employees. While there is no mandate requiring participation by employers or any penalty for non-participation, there has been high participation in the program by both employers and employees. The TDM program goals of achieving over 30% of the area employees travel to work via alternative modes (transit, carpool, van-pools, bicycle, walk, telecommute, etc.) have consistently been met.

The project agreement covers a 12-month period from July 1, 2018 to June 30, 2019. It funds the operation of van-pools and a noon-time shuttle service to nearby commercial areas, Segway (two wheeled self-balancing personal transport) and bicycle services, on-site transit ticket sales, and marketing and management of a variety of transit subsidy and incentive programs.

CONSEQUENCE OF NEGATIVE ACTION:

The Contra Costa Centre Association members who have paid an annual assessment for transportation demand management services would be unable to provide them through this contract.



Contra  
Costa  
County

To: Board of Supervisors  
From: Anna Roth, Health Services Director  
Date: July 24, 2018

Subject: Contract #27-939-2 with Axis Community Health, Inc. (dba Axis Community Health)

---

**RECOMMENDATION(S):**

APPROVE and AUTHORIZE the Health Services Director, or designee, to execute on behalf of the County, Contract #27-939-2 with Axis Community Health, Inc. (dba Axis Community Health), a non-profit corporation, in an amount not to exceed \$500,000, to provide primary care and specialty medical services for the period July 1, 2018 through June 30, 2020.

**FISCAL IMPACT:**

This contract is funded 100% by Contra Costa Health Plan Enterprise Fund II. (No rate increase)

**BACKGROUND:**

On June 21, 2016, the Board of Supervisors approved Contract #27-939-1 with Axis Community Health, Inc., for the provision of primary care and specialty medical services to Contra Costa Health Plan members, for the period from July 1, 2016 through June 30, 2018.

Approval of Contract #27-939-2 will allow the contractor to continue to provide primary care and specialty medical services through June 30, 2020.

---

APPROVE
  OTHER  
 RECOMMENDATION OF CNTY ADMINISTRATOR
  RECOMMENDATION OF BOARD COMMITTEE

---

Action of Board On: **07/24/2018**  APPROVED AS RECOMMENDED  OTHER

Clerks Notes:

**VOTE OF SUPERVISORS**

I hereby certify that this is a true and correct copy of an action taken and entered on the minutes of the Board of Supervisors on the date shown.

ATTESTED: July 24, 2018

Contact: Patricia Tanquary (925)  
313-6004

David J. Twa, County Administrator and Clerk of the Board of Supervisors

By: , Deputy

cc: A Floyd, M Wilhelm

CONSEQUENCE OF NEGATIVE ACTION:

If this contract is not approved, certain specialized professional health care services for its members under the terms of their Individual and Group Health Plan membership contracts with the County will not be provided.



**Contra  
Costa  
County**

To: Board of Supervisors  
From: Anna Roth, Health Services Director  
Date: July 24, 2018

Subject: Contract #74-446-7 with Neil Sachs, M.D.

---

**RECOMMENDATION(S):**

APPROVE and AUTHORIZE the Health Services Director, or designee, to execute on behalf of the County, Contract #74-446-7 with Neil Sachs, M.D., an individual, in an amount not to exceed \$269,568, to provide outpatient psychiatric care to adults in West Contra Costa County for the period October 1, 2018 through September 30, 2019.

**FISCAL IMPACT:**

This contract is funded 100% by Mental Health Realignment funds. (Rate increase)

**BACKGROUND:**

On August 1, 2017, the Board of Supervisors approved Contract #74-446-5, as amended by Amendment Agreement #74-446-6, with Neil Sachs, M.D. for the provision of outpatient psychiatric care to adults in West Contra Costa County, for the period from October 1, 2017 through September 30, 2018.

Approval of Contract #74-446-7 will allow the contractor to continue to provide outpatient psychiatric care through September 30, 2019.

- 
- APPROVE  OTHER
  - RECOMMENDATION OF CNTY ADMINISTRATOR  RECOMMENDATION OF BOARD COMMITTEE
- 

Action of Board On: **07/24/2018**  APPROVED AS RECOMMENDED  OTHER

Clerks Notes:

**VOTE OF SUPERVISORS**

I hereby certify that this is a true and correct copy of an action taken and entered on the minutes of the Board of Supervisors on the date shown.

ATTESTED: July 24, 2018

Contact: Matthew White, M.D.  
(925) 957-5201

David J. Twa, County Administrator and Clerk of the Board of Supervisors

By: , Deputy

cc: A Floyd, M Wilhelm

CONSEQUENCE OF NEGATIVE ACTION:

If this contract is not approved, County's clients will not have access to the contractor's psychiatric care services.



Contra  
Costa  
County

To: Board of Supervisors  
From: Anna Roth, Health Services Director  
Date: July 24, 2018

Subject: Contract #77-165 with Guardian Home Health Care & Hospice, Inc.

---

**RECOMMENDATION(S):**

APPROVE and AUTHORIZE the Health Services Director, or designee, to execute on behalf of the County, Contract #77-165 with Guardian Home Health Care & Hospice, Inc., a corporation, in an amount not to exceed \$300,000, to provide home health and hospice services to Contra Costa Health Plan (CCHP) members for the period July 1, 2018 through June 30, 2020.

**FISCAL IMPACT:**

This contract is funded 100% by CCHP Enterprise Fund II.

**BACKGROUND:**

Under Contract #77-165, the contractor will provide home health and hospice services for CCHP members for the period July 1, 2018 through June 30, 2020.

**CONSEQUENCE OF NEGATIVE ACTION:**

If this contract is not approved, certain specialty health care services for its members under the terms of their Individual and Group Health Plan membership contracts with the County will not be provided.

---

APPROVE

OTHER

RECOMMENDATION OF CNTY ADMINISTRATOR

RECOMMENDATION OF BOARD COMMITTEE

---

Action of Board On: **07/24/2018**  APPROVED AS RECOMMENDED  OTHER

Clerks Notes:

**VOTE OF SUPERVISORS**

I hereby certify that this is a true and correct copy of an action taken and entered on the minutes of the Board of Supervisors on the date shown.

ATTESTED: July 24, 2018

Contact: Patricia Tanquary (925)  
313-6004

David J. Twa, County Administrator and Clerk of the Board of Supervisors

By: , Deputy

cc: A Floyd, M Wilhelm



**Contra  
Costa  
County**

To: Board of Supervisors  
From: Anna Roth, Health Services Director  
Date: July 24, 2018

Subject: Contract #27-940-2 with Claudell Stephens, M.D. & Yvonne Cobbs, NP Medical Practices Healthy Living Clinic

---

**RECOMMENDATION(S):**

APPROVE and AUTHORIZE the Health Services Director, or designee, to execute on behalf of the County Contract #27-940-2 with Claudell Stephens, M.D. & Yvonne Cobs, NP Medical Practices Healthy Living Clinic, a partnership, in an amount not to exceed \$200,000, to provide primary care services to Contra Costa Health Plan (CCHP) members, for the period from July 1, 2018 through June 30, 2020.

**FISCAL IMPACT:**

This contract is funded 100% by CCHP Enterprise Fund II. (No rate increase)

**BACKGROUND:**

On May 21, 2016, the Board of Supervisors approved Contract #27-940-1 with Claudell Stephens, M.D. & Yvonne Cobbs, NP Medical Practices Healthy Living Clinic to provide primary care services for Contra Costa Health Plan members, for the period from July 1, 2016 through June 30, 2018.

Approval of Contract #27-940-2 will allow the contractor to continue to provide primary care services through June 30, 2020.

- 
- APPROVE  OTHER
  - RECOMMENDATION OF CNTY ADMINISTRATOR  RECOMMENDATION OF BOARD COMMITTEE
- 

Action of Board On: **07/24/2018**  APPROVED AS RECOMMENDED  OTHER

Clerks Notes:

**VOTE OF SUPERVISORS**

I hereby certify that this is a true and correct copy of an action taken and entered on the minutes of the Board of Supervisors on the date shown.

ATTESTED: July 24, 2018

Contact: Patricia Tanquary (925)  
313-6004

David J. Twa, County Administrator and Clerk of the Board of Supervisors

By: , Deputy

cc: A Floyd, M Wilhelm

CONSEQUENCE OF NEGATIVE ACTION:

If this contract is not approved, certain specialty health care services for its members under the terms of their Individual and Group Health Plan membership contracts with the County will not be provided.





Contra  
Costa  
County

To: Board of Supervisors  
From: Anna Roth, Health Services Director  
Date: July 24, 2018

Subject: Contract #76-514-3 with Ian Craig Brown, M.D.

---

**RECOMMENDATION(S):**

APPROVE and AUTHORIZE the Health Services Director, or designee, to execute on behalf of the County, Contract #76-514-3 with Ian Craig Brown, M.D., an individual, in an amount not to exceed \$150,000, to provide anesthesiology services at Contra Costa Regional Medical Center (CCRMC) and Health Centers, for the period July 1, 2018 through June 30, 2019.

**FISCAL IMPACT:**

Contract funded 100% by Hospital Enterprise Fund I. (No rate increase)

**BACKGROUND:**

Under Contract #76-514-3, the contractor will provide anesthesia services including managing operating rooms, on-call and Obstetrics and Labor and Delivery services at CCRMC and Health Centers, for the period from July 1, 2018 through June 30, 2019.

**CONSEQUENCE OF NEGATIVE ACTION:**

If this contract is not approved, patients requiring anesthesia services at CCRMC and Health Centers will not have access to the contractor's services.

---

APPROVE

OTHER

RECOMMENDATION OF CNTY ADMINISTRATOR

RECOMMENDATION OF BOARD COMMITTEE

---

Action of Board On: **07/24/2018**  APPROVED AS RECOMMENDED  OTHER

Clerks Notes:

**VOTE OF SUPERVISORS**

I hereby certify that this is a true and correct copy of an action taken and entered on the minutes of the Board of Supervisors on the date shown.

ATTESTED: July 24, 2018

Contact: Samir Shah, M.D.,  
925-370-5525

David J. Twa, County Administrator and Clerk of the Board of Supervisors

By: , Deputy

cc: A Floyd, M Wilhelm



Contra  
Costa  
County

To: Board of Supervisors  
From: Anna Roth, Health Services Director  
Date: July 24, 2018

Subject: Contract #23-636 with HealthX, Inc.

---

**RECOMMENDATION(S):**

APPROVE and AUTHORIZE the Health Services Director, or designee, to execute on behalf of the County, Contract #23-636 with HealthX, Inc., a corporation, in an amount not to exceed \$199,500, including changes to the County Standard indemnification clause, for provider directory software and support services for the Contra Costa Health Plan (CCHP) on-line provider directory, for the period July 24, 2018 through July 23, 2021.

**FISCAL IMPACT:**

This contract is funded 100% by CCHP Enterprise Fund II.

**BACKGROUND:**

Under this Contract #23-636, the contractor will provide software and support services to assist the CCHP in providing healthcare information to their providers and members. HealthX, Inc. will implement and deliver a public version of the on-line search engine (provider directory), through July 23, 2021. This contract includes modified indemnification language.

**CONSEQUENCE OF NEGATIVE ACTION:**

If this contract is not approved, CCHP members will not be able to access the provider directory on-line.

---

APPROVE
  OTHER  
 RECOMMENDATION OF CNTY ADMINISTRATOR
  RECOMMENDATION OF BOARD COMMITTEE

---

Action of Board On: **07/24/2018**  APPROVED AS RECOMMENDED  OTHER

Clerks Notes:

**VOTE OF SUPERVISORS**

I hereby certify that this is a true and correct copy of an action taken and entered on the minutes of the Board of Supervisors on the date shown.

ATTESTED: July 24, 2018

Contact: Patrick Wilson,  
925-335-8777

David J. Twa, County Administrator and Clerk of the Board of Supervisors

By: , Deputy

cc: Tasha Scott, Marcy Wilhelm



Contra  
Costa  
County

To: Board of Supervisors  
From: Anna Roth, Health Services Director  
Date: July 24, 2018

Subject: Contract #24-259-64 with Center for Human Development

---

**RECOMMENDATION(S):**

APPROVE and AUTHORIZE the Health Services Director, or designee, to execute on behalf of the County, Contract #24-259-64 with Center for Human Development, a non-profit corporation, in an amount not to exceed \$672,252, to provide Substance Abuse Primary Prevention Program services for high-risk youth, for the period July 1, 2018 through June 30, 2019.

**FISCAL IMPACT:**

This contract is funded 100% by Federal Substance Abuse Prevention and Treatment (SAPT) Primary Prevention. (Rate increase)

**BACKGROUND:**

This contract meets the social needs of County's population by providing specialized substance abuse prevention programs so that youth are provided an opportunity to prevent or recover from the effects of alcohol or other drug use, become self-sufficient, and return to their families as productive individuals.

On July 18, 2017, the Board of Supervisors approved Contract #24-259-61 (as amended by Amendment Agreement #24-259-63) with Center for Human Development to provide substance abuse

---

APPROVE
  OTHER  
 RECOMMENDATION OF CNTY ADMINISTRATOR
  RECOMMENDATION OF BOARD COMMITTEE

---

Action of Board On: **07/24/2018**  APPROVED AS RECOMMENDED  OTHER

Clerks Notes:

**VOTE OF SUPERVISORS**

I hereby certify that this is a true and correct copy of an action taken and entered on the minutes of the Board of Supervisors on the date shown.

ATTESTED: July 24, 2018

Contact: Matthew White, M.D.,  
925-957-5201

David J. Twa, County Administrator and Clerk of the Board of Supervisors

By: , Deputy

cc: E Suisala , M Wilhelm

BACKGROUND: (CONT'D)

primary prevention services for the period July 1, 2017 through June 30, 2018.

Approval of Contract #24-259-64 will allow the contractor to continue to provide services through June 30, 2019.

CONSEQUENCE OF NEGATIVE ACTION:

If this contract is not approved, County's clients will not receive substance abuse prevention and educational and environmental strategies for high-risk youth.

CHILDREN'S IMPACT STATEMENT:

This program supports the following Board of Supervisors' community outcomes: "Children Ready For and Succeeding in School"; "Families that are Safe, Stable, and Nurturing"; and "Communities that are Safe and Provide a High Quality of Life for Children and Families". Expected program outcomes include an increase in positive social and emotional development as measured by the Child and Adolescent Functional Assessment Scale (CAFAS).



Contra  
Costa  
County

To: Board of Supervisors  
From: Anna Roth, Health Services Director  
Date: July 24, 2018

Subject: Contract #74-443-10 with Ujima Family Recovery Services

---

**RECOMMENDATION(S):**

APPROVE and AUTHORIZE the Health Services Director, or designee, to execute on behalf of the County, Contract #74-443-10 with Ujima Family Recovery Services, a non-profit corporation, in an amount not to exceed \$414,060, to provide trauma therapy, case management, and assessment services for Substance Abuse Mental Health (SAMHWorks) Clients for the period July 1, 2018 through June 30, 2019.

**FISCAL IMPACT:**

This contract is funded by 63% CalWORKS Alcohol and Other Drugs Services and 37% CalWORKS Mental Health. (Rate increase)

**BACKGROUND:**

On July 18, 2017, the Board of Supervisors approved Contract #74-443-9, with Ujima Family Recovery Services to provide trauma therapy, case management, and assessment services for CalWORKS participants for the period July 1, 2017 through June 30, 2018

Approval of Contract #74-443-10 will allow the contractor to continue providing services through June 30, 2019.

- 
- APPROVE  OTHER
  - RECOMMENDATION OF CNTY ADMINISTRATOR  RECOMMENDATION OF BOARD COMMITTEE
- 

Action of Board On: **07/24/2018**  APPROVED AS RECOMMENDED  OTHER

Clerks Notes:

**VOTE OF SUPERVISORS**

I hereby certify that this is a true and correct copy of an action taken and entered on the minutes of the Board of Supervisors on the date shown.

ATTESTED: July 24, 2018

Contact: Matthew White, M.D.,  
925-957-5201

David J. Twa, County Administrator and Clerk of the Board of Supervisors

By: , Deputy

cc: E Suisala , M Wilhelm

CONSEQUENCE OF NEGATIVE ACTION:

If this contract is not approved, County's SAMHWorks clients will not have access to the contractor's services.

CHILDREN'S IMPACT STATEMENT:

This program supports the following Board of Supervisors' community outcomes: "Children Ready For and Succeeding in School"; "Families that are Safe, Stable, and Nurturing"; and "Communities that are Safe and Provide a High Quality of Life for Children and Families". Expected program outcomes include an increase in positive social and emotional development as measured by the Child and Adolescent Functional Assessment Scale (CAFAS).



Contra  
Costa  
County

To: Board of Supervisors  
From: Anna Roth, Health Services Director  
Date: July 24, 2018

Subject: Contract #23-218-17 with Firstsource Solutions USA, LLC

---

**RECOMMENDATION(S):**

APPROVE and AUTHORIZE the Health Services Director, or designee, to execute on behalf of the County, Contract #23-218-17 with Firstsource Solutions USA, LLC, a limited liability company, in an amount not to exceed \$500,000, to provide consulting and technical assistance for Medi-Cal eligibility, collection issues, and administrative appeals for inpatient and outpatient Medi-Cal claims for the period July 1, 2018 through June 30, 2019.

**FISCAL IMPACT:**

This contract is funded 100% by Hospital Enterprise Fund I. (No rate increase)

**BACKGROUND:**

On July 11, 2017, the Board of Supervisors approved Contract #23-218-16 with Firstsource Solutions USA, LLC, to provide assistance to patients in becoming eligible for State and Federal funding for coverage initiative services, financial consulting services on Medi-Cal eligibility, claims, and administrative appeals for the period from July 1, 2017 through June 30, 2018.

Approval of Contract #23-218-17 will allow the contractor to continue to provide services through June 30, 2019.

- 
- APPROVE  OTHER
  - RECOMMENDATION OF CNTY ADMINISTRATOR  RECOMMENDATION OF BOARD COMMITTEE
- 

Action of Board On: **07/24/2018**  APPROVED AS RECOMMENDED  OTHER

Clerks Notes:

**VOTE OF SUPERVISORS**

I hereby certify that this is a true and correct copy of an action taken and entered on the minutes of the Board of Supervisors on the date shown.

ATTESTED: July 24, 2018

Contact: Patrick Godley,  
925-957-5410

David J. Twa, County Administrator and Clerk of the Board of Supervisors

By: , Deputy

CONSEQUENCE OF NEGATIVE ACTION:

If this contract is not approved, County will not receive financial consulting services with regard to Medi-Cal eligibility, claims and administrative appeals.





Contra  
Costa  
County

To: Board of Supervisors  
From: Anna Roth, Health Services Director  
Date: July 24, 2018

Subject: Novation Contract #74-505-3 with Anka Behavioral Health, Inc.

---

**RECOMMENDATION(S):**

APPROVE and AUTHORIZE the Health Services Director, or designee, to execute on behalf of the County, Novation Contract #74-505-3 with Anka Behavioral Health, Inc., a non-profit corporation, in an amount not to exceed \$1,019,782, to provide mental health services and support to adults with serious and persistent mental illness in Central Contra Costa County for the period July 1, 2018 through June 30, 2019, which includes a six-month automatic extension through December 31, 2019 in an amount not to exceed \$509,891.

**FISCAL IMPACT:**

This contract is funded by 38% Mental Health Services Act and 62% Federal Medi-Cal. (Rate increase)

**BACKGROUND:**

This contract meets the social needs of the County's population by providing mental health services to adults with serious mental illness who are homeless or at risk of homelessness and/or who are high utilizers of mental health services. On August 1, 2017, the Board of Supervisors approved Contract #74-505-2, with Anka Behavioral Health, Inc., for the period from July 1, 2017 through June 30, 2018, which included a six-month automatic extension through December 31, 2018, for the provision of mental health services and support to adults with serious and persistent mental illness who are homeless or at risk of homelessness,

---

APPROVE

OTHER

RECOMMENDATION OF CNTY ADMINISTRATOR

RECOMMENDATION OF BOARD COMMITTEE

---

Action of Board On: **07/24/2018**  APPROVED AS RECOMMENDED  OTHER

Clerks Notes:

**VOTE OF SUPERVISORS**

I hereby certify that this is a true and correct copy of an action taken and entered on the minutes of the Board of Supervisors on the date shown.

ATTESTED: July 24, 2018

Contact: Matthew White, M.D.,  
925-957-5201

David J. Twa, County Administrator and Clerk of the Board of Supervisors

By: , Deputy

cc: D Morgan, M Wilhelm

BACKGROUND: (CONT'D)

and/or who are high utilizers of mental health services in Central Contra Costa County. Approval of Contract #74-505-3 will allow the contractor to continue to provide mental health services through June 30, 2019.

CONSEQUENCE OF NEGATIVE ACTION:

If this contract is not approved, there will be fewer services provided to eligible adult clients in Contra Costa County through the MHSA Community Services and Support Program.



Contra  
Costa  
County

To: Board of Supervisors  
From: Anna Roth, Health Services Director  
Date: July 24, 2018

Subject: Contract #23-538-9 with Allegis Group Holdings, Inc. (dba TEK Systems, Inc.)

---

**RECOMMENDATION(S):**

APPROVE and AUTHORIZE the Health Services Director, or designee, to execute on behalf of the County, a contract with Allegis Group Holdings, Inc. (dba TEK Systems, Inc.), a corporation, in an amount not to exceed \$5,000,000 for temporary help and recruitment services for the Health Services' Information Systems Unit for the period July 1, 2018 through December 31, 2019.

**FISCAL IMPACT:**

This contract is funded 100% by Hospital Enterprise Fund I. (Rate increase)

**BACKGROUND:**

On July 19, 2016, the Board of Supervisors approved Contract #23-538-5 (as amended by Amendment Agreements #23-538-6 through #23-538-8) with Allegis Group Holdings, Inc. (dba TEK Systems, Inc.) to provide qualified contract-to-hire and/or direct placement candidates for hard to fill positions in the Health Services Department's Information Systems Unit, for the period from July 1, 2016 through June 30, 2018.

Approval of Contract #23-538-9 will allow the contractor to continue providing temporary help and recruitment services as needed through December 31, 2019.

---

APPROVE
  OTHER  
 RECOMMENDATION OF CNTY ADMINISTRATOR
  RECOMMENDATION OF BOARD COMMITTEE

---

Action of Board On: **07/24/2018**  APPROVED AS RECOMMENDED  OTHER

Clerks Notes:

**VOTE OF SUPERVISORS**

I hereby certify that this is a true and correct copy of an action taken and entered on the minutes of the Board of Supervisors on the date shown.

ATTESTED: July 24, 2018

Contact: Patrick Wilson,  
925-335-8700

David J. Twa, County Administrator and Clerk of the Board of Supervisors

By: , Deputy

cc: E Suisala , M Wilhelm

CONSEQUENCE OF NEGATIVE ACTION:

If this contract is not approved, the Division will not have access to the contractor's staffing services for hard to fill positions in the Department's Information Systems Unit.



Contra  
Costa  
County

To: Board of Supervisors  
From: Brian M. Balbas, Public Works Director/Chief Engineer  
Date: July 24, 2018

Subject: Contract amendment with QueBit Consulting LLC, Countywide.

---

**RECOMMENDATION(S):**

APPROVE and AUTHORIZE the Public Works Director, or designee, to execute a contract amendment with QueBit Consulting LLC to increase the payment limit by \$50,000 to a new payment limit of \$150,000 and extend the term from August 1, 2018 through August 1, 2019, to provide technical assistance with the IBM Cognos Software and TM1 database application, Countywide. Project No.: 6P1030. (All Districts)

**FISCAL IMPACT:**

100% Local Road and Transportation Funds.

**BACKGROUND:**

In 2013, the Public Works Department purchased IBM Cognos Software and TM1 database application to be used for the Capital Road Improvement and Preservation Program (CRIPP) Tool Project. The CRIPP is a programming document detailing the estimated funding sources and expenditures for capital road improvement projects within the County and provides a strategic plan and schedule for engineering and maintenance work for the next seven years. The purpose of the CRIPP Tool

- 
- APPROVE  OTHER
  - RECOMMENDATION OF CNTY ADMINISTRATOR  RECOMMENDATION OF BOARD COMMITTEE
- 

Action of Board On: **07/24/2018**  APPROVED AS RECOMMENDED  OTHER

Clerks Notes:

**VOTE OF SUPERVISORS**

I hereby certify that this is a true and correct copy of an action taken and entered on the minutes of the Board of Supervisors on the date shown.

ATTESTED: July 24, 2018

Contact: Nancy Wein,  
925.313.2275

David J. Twa, County Administrator and Clerk of the Board of Supervisors

By: , Deputy

cc:

BACKGROUND: (CONT'D)

Project is to facilitate production of the CRIPP documents and to provide a tool in the budgeting process and managing of capital road improvement projects.

QueBit Consulting LLC was selected to provide technical assistance with the CRIPP Tool Project to support Public Works Department staff with the software and development of the associated database. It is recommended to extend the term of the existing contract and increase the payment limit to allow this firm to continue to provide the above services required for the implementation of the CRIPP Tool Project and to complete any existing tasks.

CONSEQUENCE OF NEGATIVE ACTION:

If the Contract is not approved, the CRIPP Tool Project may not be completed in a timely manner, which may jeopardize production of the CRIPP document and annual road program budget.



Contra  
Costa  
County

To: Board of Supervisors  
From: Anna Roth, Health Services Director  
Date: July 24, 2018

Subject: Contract #24-794-9 (10) with BHC Sierra Vista Hospital, Inc.

---

**RECOMMENDATION(S):**

APPROVE and AUTHORIZE the Health Services Director, or designee, to execute on behalf of the County, Contract #24-794-9(10) with BHC Sierra Vista Hospital, Inc., a corporation, in an amount not to exceed \$250,000, including mutual indemnification, to provide inpatient psychiatric hospital services to County-referred adults and adolescents for the period July 1, 2018 through June 30, 2019.

**FISCAL IMPACT:**

This contract is funded 100% by Mental Health Realignment funds. (No rate increase)

**BACKGROUND:**

On December 19, 2017, the Board of Supervisors approved Contract #24-794-9(8) with BHC Sierra Vista Hospital, Inc., for its Sierra Vista Hospital, for the period from November 1, 2017 through June 30, 2018 for the provision of inpatient psychiatric hospital services to County-referred adults and adolescents.

Approval of Contract #24-794-9(10) will allow the contractor to provide inpatient psychiatric hospital services to County-referred adults through June 30, 2019. This contract includes mutual indemnification.

---

APPROVE

OTHER

RECOMMENDATION OF CNTY ADMINISTRATOR

RECOMMENDATION OF BOARD COMMITTEE

---

Action of Board On: **07/24/2018**  APPROVED AS RECOMMENDED  OTHER

Clerks Notes:

**VOTE OF SUPERVISORS**

I hereby certify that this is a true and correct copy of an action taken and entered on the minutes of the Board of Supervisors on the date shown.

ATTESTED: July 24, 2018

Contact: Matthew White M.D.,  
925-957-5201

David J. Twa, County Administrator and Clerk of the Board of Supervisors

By: , Deputy

cc: E Suisala , M Wilhelm

CONSEQUENCE OF NEGATIVE ACTION:

If this contract is not approved, County's mental health clients will not receive needed inpatient psychiatric services from the contractor's facility.

CHILDREN'S IMPACT STATEMENT:

This program supports the following Board of Supervisors' community outcome: "Communities that are Safe and Provide a High Quality of Life for Children and Families". Expected program outcomes include a decrease in the need for inpatient care and placement at a lower level of care.





**Contra  
Costa  
County**

To: Board of Supervisors  
From: Anna Roth, Health Services Director  
Date: July 24, 2018

Subject: Contract #24-979-34 with Addiction Research and Treatment, Inc.

---

**RECOMMENDATION(S):**

APPROVE and AUTHORIZE the Health Services Director, or designee, to execute on behalf of the County, Contract #24-979-34 with Addiction Research and Treatment, Inc., a corporation, in an amount not to exceed \$7,522,370 to provide methadone maintenance treatment services for County residents for the period July 1, 2018 through June 30, 2019.

**FISCAL IMPACT:**

This contract is funded by 50% Federal Drug Medi-Cal and 50% State Drug Medi-Cal. (Rate increase)

**BACKGROUND:**

On July 18, 2017, the Board of Supervisors approved Contract #24-979-33 with Addiction Research and Treatment, Inc. (dba Bay Area Addiction Research and Treatment), to provide methadone treatment services through its Methadone Maintenance Clinics Program (Medi-Cal Drug Abuse Treatment Services) in East and West Contra Costa County, for the period from July 1, 2017 through June 30, 2018.

Approval of Contract #24-979-34 will allow the contractor to continue providing services through June 30, 2019.

- 
- APPROVE  OTHER
  - RECOMMENDATION OF CNTY ADMINISTRATOR  RECOMMENDATION OF BOARD COMMITTEE
- 

Action of Board On: **07/24/2018**  APPROVED AS RECOMMENDED  OTHER

Clerks Notes:

**VOTE OF SUPERVISORS**

I hereby certify that this is a true and correct copy of an action taken and entered on the minutes of the Board of Supervisors on the date shown.

ATTESTED: July 24, 2018

Contact: Matthew White, M.D.,  
925-957-5201

David J. Twa, County Administrator and Clerk of the Board of Supervisors

By: , Deputy

CONSEQUENCE OF NEGATIVE ACTION:

If this contract is not approved, Contra Costa County residents will not receive the specialized substance abuse treatment services needed to provide them an opportunity to achieve sobriety and recover from the effects of alcohol and other drug use, become self-sufficient, and return to their families as productive individuals.



**Contra  
Costa  
County**

To: Board of Supervisors  
From: Anna Roth, Health Services Director  
Date: July 24, 2018

Subject: Novation Contract #74-353-9 with Lifelong Medical Care

---

**RECOMMENDATION(S):**

APPROVE and AUTHORIZE the Health Services Director, or designee, to execute on behalf of the County, Novation Contract #74-353-9 Lifelong Medical Care, a non-profit corporation, in an amount not to exceed \$130,786, to provide Mental Health Services Act (MHSA) Prevention and Early Intervention (PEI) services for the period July 1, 2018 through June 30, 2019, which includes a six-month automatic extension through December 31, 2019, in an amount not to exceed \$65,393.

**FISCAL IMPACT:**

This contract is funded 100% by Mental Health Services Act funds. (3% Cost of Living Adjustment)

**BACKGROUND:**

This contract meets the social needs of County's population by providing opportunities for social engagement and linkage to mental health and social services to isolated older adults in West Contra Costa County. On June 14, 2017, the Board of Supervisors approved Contract #74-353-8 with Lifelong Medical Care, for the period from July 1, 2017 through June 30, 2018, which included a six-month automatic extension through December 31, 2018, for the provision of MHSA PEI services. Approval of Novation Contract #74-353-9 replaces the automatic extension under the prior contract and allows the contractor to continue providing services through June 30, 2019.

---

APPROVE
  OTHER  
 RECOMMENDATION OF CNTY ADMINISTRATOR
  RECOMMENDATION OF BOARD COMMITTEE

---

Action of Board On: **07/24/2018**  APPROVED AS RECOMMENDED  OTHER

Clerks Notes:

**VOTE OF SUPERVISORS**

I hereby certify that this is a true and correct copy of an action taken and entered on the minutes of the Board of Supervisors on the date shown.

ATTESTED: July 24, 2018

Contact: Matthew White, MD,  
925-957-5201

David J. Twa, County Administrator and Clerk of the Board of Supervisors

By: , Deputy

cc: D Morgan, M Wilhelm

CONSEQUENCE OF NEGATIVE ACTION:

If this contract is not approved, isolated older adults in West Contra Costa County will receive fewer resources available for social engagement and linkage to mental health and social services.



Contra  
Costa  
County

To: Board of Supervisors  
From: Anna Roth, Health Services Director  
Date: July 24, 2018

Subject: Contract #24-243-63 with R.E.A.C.H. Project

---

**RECOMMENDATION(S):**

APPROVE and AUTHORIZE the Health Services Director, or designee, to execute on behalf of the County, Contract #24-243-63 with R.E.A.C.H. Project, a non-profit corporation, in an amount not to exceed \$1,362,420 to provide drug abuse prevention and treatment services to youth and adults in East County for the period July 1, 2018 through June 30, 2019.

**FISCAL IMPACT:**

This contract is funded by 54% Drug Medi-Cal, 33% Federal Substance Abuse Prevention and Treatment Set-Aside Grants, 9% CalWORKS, and 4% Probation Department. (Rate increase)

**BACKGROUND:**

This contract meets the social needs of County's population by providing specialized substance abuse treatment and prevention programs to help clients to achieve and maintain sobriety and to experience the associated benefits of self-sufficiency, family reunification, cessation of criminal activity and productive engagement in the community.

On July 18, 2017, the Board of Supervisors approved Contract #24-243-59, as amended by Amendment Agreement #24-243-60 through #24-243-62, with R.E.A.C.H.

---

APPROVE

OTHER

RECOMMENDATION OF CNTY ADMINISTRATOR

RECOMMENDATION OF BOARD COMMITTEE

---

Action of Board On: **07/24/2018**  APPROVED AS RECOMMENDED  OTHER

Clerks Notes:

**VOTE OF SUPERVISORS**

I hereby certify that this is a true and correct copy of an action taken and entered on the minutes of the Board of Supervisors on the date shown.

ATTESTED: July 24, 2018

Contact: Matthew White, M.D.,  
925-957-5201

David J. Twa, County Administrator and Clerk of the Board of Supervisors

By: , Deputy

cc: E Suisala , M Wilhelm

BACKGROUND: (CONT'D)

Project, to provide drug abuse prevention and treatment services at the contractor's facilities throughout East County, for the period from July 1, 2017 through June 30, 2018.

Approval of Contract #24-243-63 will allow the contractor to continue providing services through June 30, 2019.

CONSEQUENCE OF NEGATIVE ACTION:

If this contract is not approved, County's clients will not receive substance abuse treatment from the contractor, resulting in an overall reduction of services to a community at risk for incarceration.

CHILDREN'S IMPACT STATEMENT:

This prevention and treatment program supports the following Board of Supervisors' community outcomes: "Children Ready For and Succeeding in School"; "Families that are Safe, Stable, and Nurturing"; and "Communities that are Safe and Provide a High Quality of Life for Children and Families". Expected program outcomes include addicted youth being provided an opportunity to prevent or recover from the effects of alcohol or other drug use, become self-sufficient, and return to their families as productive individuals.



Contra  
Costa  
County

To: Board of Supervisors  
From: Anna Roth, Health Services Director  
Date: July 24, 2018

Subject: Contract #23-531-10 with Nordic Consulting Partners, Inc.

---

**RECOMMENDATION(S):**

APPROVE and AUTHORIZE the Health Services Director, or designee, to execute on behalf of the County Contract #23-531-10 with Nordic Consulting Partners, Inc., a corporation, in an amount not to exceed \$6,000,000, to provide consultation and technical assistance to Department's Information Systems Unit in support of ccLink, for the period from July 1, 2018 through December 31, 2019.

**FISCAL IMPACT:**

This contract is funded 100% by Hospital Enterprise Fund I. (No rate increase)

**BACKGROUND:**

On February 9, 2016, the Board of Supervisors approved Contract #23-531-7, (as amended by Amendment Agreement #23-531-8 and #23-531-9), with Nordic Consulting Partners, Inc. to provide consultation and technical assistance to Department's Information Systems Unit in support of ccLink, for the period from January 1, 2016 through June 30, 2018.

Approval of Contract #23-531-10 will allow the contractor to continue providing consulting services through December 31, 2019.

- 
- APPROVE  OTHER
  - RECOMMENDATION OF CNTY ADMINISTRATOR  RECOMMENDATION OF BOARD COMMITTEE
- 

Action of Board On: **07/24/2018**  APPROVED AS RECOMMENDED  OTHER

Clerks Notes:

**VOTE OF SUPERVISORS**

I hereby certify that this is a true and correct copy of an action taken and entered on the minutes of the Board of Supervisors on the date shown.

ATTESTED: July 24, 2018

Contact: Patrick Wilson,  
925-335-8700

David J. Twa, County Administrator and Clerk of the Board of Supervisors

By: , Deputy

CONSEQUENCE OF NEGATIVE ACTION:

If this contract is not approved, the Department will not have access to the contractor's expertise and software support of ccLink.





**Contra  
Costa  
County**

To: Board of Supervisors  
From: Brian M. Balbas, Public Works Director/Chief Engineer  
Date: July 24, 2018

Subject: APPROVE a contract amendment with Bates Stringer-Oak Park, LLC, for changes in the Strategic Plan related to County-owned land in Pleasant Hill.

---

**RECOMMENDATION(S):**

APPROVE and AUTHORIZE the Public Works Director, or designee, to execute a contract amendment with Bates Stringer – Oak Park, LLC, effective January 1, 2018, to amend the Service Plan, and to increase the payment limit by \$275,000, to a new payment limit of \$1,550,000, for continued real estate services related to the County-owned property located at 1700 Oak Park Blvd., in Pleasant Hill with no change to the term of contract, Pleasant Hill area. (Project No.: 4500-6X5028)

APPROVE and AUTHORIZE the Public Works Director or designee, to execute, on behalf of the County, applications and related documents associated with filing for land use approvals and to arrange for payments of up to \$212,500, as a cost recovery deposit and costs related to the environmental review requirements of the California Environmental Quality Act (CEQA) to the City of Pleasant Hill.

APPROVE and AUTHORIZE the Public Works Director, or designee, to execute on behalf of the County, an application for a conceptual cost estimate and to arrange for payment of the \$797 fee to the Contra Costa Water District.

- 
- APPROVE  OTHER
  - RECOMMENDATION OF CNTY ADMINISTRATOR  RECOMMENDATION OF BOARD COMMITTEE
- 

Action of Board On: **07/24/2018**  APPROVED AS RECOMMENDED  OTHER

Clerks Notes:

**VOTE OF SUPERVISORS**

I hereby certify that this is a true and correct copy of an action taken and entered on the minutes of the Board of Supervisors on the date shown.

ATTESTED: July 24, 2018

Contact: Karen Laws, 925.  
957-2456

David J. Twa, County Administrator and Clerk of the Board of Supervisors

By: , Deputy

cc:

### FISCAL IMPACT:

The costs incurred by the County under this contract will be paid from the County's General Fund. The General Fund will be reimbursed upon the sale of a portion of the property to a home builder. Costs are expected to be incurred over a three-year period.

### BACKGROUND:

Under the contract between the County and Bates-Stringer – Oak Park, LLC (Bates-Stringer), Bates-Stringer serves as a special consultant to the County in connection with the possible development of County-owned land located on Oak Park Boulevard in Pleasant Hill. The subject property has two addresses: 1700 Oak Park, which consists of approximately ten acres of undeveloped land, of which eight are owned by the County and two are owned by the Mount Diablo Unified School District, and 1750 Oak Park, which consists of approximately five acres and is the site of the existing Pleasant Hill Library.

The County has been in discussion with the City of Pleasant Hill and the Pleasant Hill Recreation and Park District about the possible development of the two parcels to achieve mutually-beneficial public purposes. Under consideration is the possible construction of a new, City-owned, library on a portion of the undeveloped land at 1700 Oak Park, the possible construction of new playing fields on a (different) portion of the undeveloped land at 1700 Oak Park, and the possible development of single-family homes on the land located at 1750 Oak Park. If these projects proceed, the County, with the assistance of Bates-Stringer, will seek to obtain entitlements from the City for the construction of the homes on the 1750 Oak Park site. Earlier, it was thought that the homes, if built, would be constructed on a portion of the 1700 Oak Park property. Changes in the three agencies' respective proposed projects have resulted in a change in the proposed location of the residential subdivision. An amendment to the Bates-Stringer contract is needed to reflect the agencies' current discussions.

### CONSEQUENCE OF NEGATIVE ACTION:

If the amendment to the Bates-Stringer contract is not approved, the existing contract will not accurately reflect the expected scope of work.

### ATTACHMENTS

Amendment

Amendment - Exhibit A

**CONTRACT AMENDMENT AGREEMENT**  
**(Purchase of Services – Long Form)**

Number: F4613002  
Fund/Org: 4500  
Account: 2310  
Other: 6X5028

1. **Identification of Contract to be Amended.**

Number: F4613002  
Effective Date: November 1, 2017  
Department: Public Works  
Subject: South Pleasant Hill Properties (1700 Oak Park Blvd.)

2. **Parties.** The County of Contra Costa, California (County), for its Department named above, and the following named Contractor mutually agree and promise as follows:

Contractor: Bates Stringer – Oak Park, LLC  
Capacity: Limited Liability Company  
Address: 875 Orange Blossom Way, Danville, CA

3. **Amendment Date.** The effective date of this Contract Amendment Agreement is January 1, 2018.

4. **Amendment Specifications.** The Contract identified above is hereby amended as set forth in the “Amendment Specifications” attached hereto which are incorporated herein by reference.

5. **Signatures.** These signatures attest the parties’ agreement hereto:

**COUNTY OF CONTRA COSTA, CALIFORNIA**

BOARD OF SUPERVISORS  By: _____ Chair/Designee	ATTEST: Clerk of the Board of Supervisors  By: _____ Deputy
---	--

**CONTRACTOR**

Signature A Name of business entity: BATES STRINGER – OAK PARK, LLC  By:  (Signature of individual or officer)  <u>SCOTT L STRINGER MANAGER</u> (Print name and title A, if applicable)	Signature B Name of business entity: BATES STRINGER – OAK PARK, LLC  By: _____ (Signature of individual or officer)  _____ (Print name and title B, if applicable)
---	---

**Note to Contractor:** For corporations (profit or nonprofit) and limited liability companies, the contract must be signed by two officers. Signature A must be that of the chairman of the board, president, or vice-president; and Signature B must be that of the secretary, any assistant secretary, chief financial officer or any assistant treasurer (Civil Code Section 1190 and Corporations Code Section 313). All signatures must be acknowledged as set forth on Form L-2.

ACKNOWLEDGMENT

A notary public or other officer completing this certificate verifies only the identity of the individual who signed the document to which this certificate is attached, and not the truthfulness, accuracy, or validity of that document.

STATE OF CALIFORNIA            )  
  )  
COUNTY OF CONTRA COSTA    )

On July 16, 2018 (Date),


before me, Jewel Carissa Chan Lopez, Notary Public (Name and Title of the Officer),  
personally appeared, Scott Lee Stringer,

who proved to me on the basis of satisfactory evidence to be the person(s) whose name(s) is/are subscribed to the within instrument and acknowledged to me that he/she/they executed the same in his/her/their authorized capacity(ies), and that by his/her/their signature(s) on the instrument the person(s), or the entity upon behalf of which the person(s) acted, executed the instrument.

I certify under PENALTY OF PERJURY under the laws of the State of California that the foregoing paragraph is true and correct.

WITNESS MY HAND AND OFFICIAL SEAL.

[Signature]  
\_\_\_\_\_  
Signature of Notary Public



Place Seal Above

ACKNOWLEDGMENT (by Corporation, Partnership, or Individual)  
(Civil Code §1189)

APPROVALS

RECOMMENDED BY DEPARTMENT

FORM APPROVED BY COUNTY COUNSEL

By: \_\_\_\_\_  
Designee

By: Kathleen M. Audius  
Deputy County Counsel

APPROVED: COUNTY ADMINISTRATOR

By: \_\_\_\_\_  
Designee

**CONTRACT AMENDMENT AGREEMENT**  
**(Purchase of Services – Long Form)**

Number: F4613002  
Fund/Org: 4500  
Account: 2310  
Other: 6X5028

1. **Identification of Contract to be Amended.**

Number: F4613002  
Effective Date: November 1, 2017  
Department: Public Works  
Subject: South Pleasant Hill Properties (1700 Oak Park Blvd.)

2. **Parties.** The County of Contra Costa, California (County), for its Department named above, and the following named Contractor mutually agree and promise as follows:

Contractor: Bates Stringer – Oak Park, LLC  
Capacity: Limited Liability Company  
Address: 875 Orange Blossom Way, Danville, CA

3. **Amendment Date.** The effective date of this Contract Amendment Agreement is January 1, 2018.


4. **Amendment Specifications.** The Contract identified above is hereby amended as set forth in the “Amendment Specifications” attached hereto which are incorporated herein by reference.

5. **Signatures.** These signatures attest the parties’ agreement hereto:

**COUNTY OF CONTRA COSTA, CALIFORNIA**

BOARD OF SUPERVISORS  By: _____ Chair/Designee	ATTEST: Clerk of the Board of Supervisors  By: _____ Deputy
---	--

**CONTRACTOR**

Signature A Name of business entity: BATES STRINGER – OAK PARK, LLC  By: <u></u> (Signature of individual or officer)  <u>FREDERICK M. BATES</u> (Print name and title A, if applicable)	Signature B Name of business entity: BATES STRINGER – OAK PARK, LLC  By: _____ (Signature of individual or officer)  _____ (Print name and title B, if applicable)
--	---

**Note to Contractor:** For corporations (profit or nonprofit) and limited liability companies, the contract must be signed by two officers. Signature A must be that of the chairman of the board, president, or vice-president; and Signature B must be that of the secretary, any assistant secretary, chief financial officer or any assistant treasurer (Civil Code Section 1190 and Corporations Code Section 313). All signatures must be acknowledged as set forth on Form L-2.

ACKNOWLEDGMENT

A notary public or other officer completing this certificate verifies only the identity of the individual who signed the document to which this certificate is attached, and not the truthfulness, accuracy, or validity of that document.


STATE OF ~~CALIFORNIA~~ Nevada )  
Washoe )  
COUNTY OF ~~CONTRA COSTA~~ )

On July 17, 2018 (Date), AH  
before me, ~~Frederick M. Bates~~ Amber Harmon, Notary Public (Name and Title of the Officer),  
personally appeared, Frederick M. Bates

who proved to me on the basis of satisfactory evidence to be the person(s) whose name(s) is/are subscribed to the within instrument and acknowledged to me that he/she/they executed the same in his/her/their authorized capacity(ies), and that by his/her/their signature(s) on the instrument the person(s), or the entity upon behalf of which the person(s) acted, executed the instrument.

I certify under PENALTY OF PERJURY under the laws of the State of California that the foregoing paragraph is true and correct.

WITNESS MY HAND AND OFFICIAL SEAL.  
Amber Harmon  
Signature of Notary Public



Place Seal Above

ACKNOWLEDGMENT (by Corporation, Partnership, or Individual)  
(Civil Code §1189)

APPROVALS

RECOMMENDED BY DEPARTMENT

FORM APPROVED BY COUNTY COUNSEL

By: \_\_\_\_\_  
Designee

By: \_\_\_\_\_  
Deputy County Counsel

APPROVED: COUNTY ADMINISTRATOR

By: \_\_\_\_\_  
Designee

1. **Payment Amounts.** Subject to the Payment Limit of this Contract and subject to the following Payment Provisions, County will pay Contractor the following fee as full compensation for all services, work, expenses or costs provided or incurred by Contractor:

[Check one alternative only.]

- a. \$            monthly, or
- b. \$            per unit, as defined in the Service Plan, or
- c. \$            after completion of all obligations and conditions herein.
- d. Other: As specified in Appendix "A" of the Service Plan.
2. **Payment Demands.** Contractor shall submit written demands for payment on County Demand Form D-15 in the manner and form prescribed by County. Contractor shall submit said demands for payment no later than 30 days from the end of the month in which the contract services upon which such demand is based were actually rendered. Upon approval of payment demands by the head of the County Department for which this Contract is made, or his designee, County will make payments as specified in Paragraph 1. (Payment Amounts) above.
3. **Penalty for Late Submission.** If County is unable to obtain reimbursement from the State of California as a result of Contractor's failure to submit to County a timely demand for payment as specified in Paragraph 2. (Payment Demands) above, County shall not pay Contractor for such services to the extent County's recovery of funding is prejudiced by the delay even though such services were fully provided.
4. **Right to Withhold.** County has the right to withhold payment to Contractor when, in the opinion of County expressed in writing to Contractor, (a) Contractor's performance, in whole or in part, either has not been carried out or is insufficiently documented, (b) Contractor has neglected, failed or refused to furnish information or to cooperate with any inspection, review or audit of its program, work or records, or (c) Contractor has failed to sufficiently itemize or document its demand(s) for payment.
5. **Audit Exceptions.** Contractor agrees to accept responsibility for receiving, replying to, and/or complying with any audit exceptions by appropriate county, state or federal audit agencies resulting from its performance of this Contract. Within 30 days of demand, Contractor shall pay County the full amount of County's obligation, if any, to the state and/or federal government resulting from any audit exceptions, to the extent such are attributable to Contractor's failure to perform properly any of its obligations under this Contract.

Initials: SLS  
Contractor

\_\_\_\_\_  
County Dept.





Amendment Specifications  
Bates-Stringer – Oak Park, LLC

(Amendment No. 1)

The contract between Contra Costa County and Bates String – Oak Park, LLC dated November 1, 2107 hereby amended as follows:

1. In consideration for the performance of the additional services described on the attached Service Plan Outline, the contract is amended to increase the payment limit by \$275,000 to a total contract payment limit of \$1,550,000.
2. The original Service Plan Outline, and the Strategic Plan attached to it as Exhibit A, are hereby replaced with the Service Plan Outline attached hereto, which includes the Strategic Plan attached to it as Exhibit A.

SERVICE PLAN OUTLINE  
Bates – Stringer – Oak Park, LLC

(Amendment No. 1)

**I. Project Description**

- A. The County, with the assistance of the Contractor, has prepared a Strategic Plan Amendment dated June 14, 2018, that relates to real property located in Pleasant Hill (the “Strategic Plan”). The Strategic Plan (including Appendix A and Appendix B) is attached as Exhibit A.
- B. The Strategic Plan identifies three potential projects on three adjacent lots. “Site 1” consists of an approximately 5-acre parcel located at 1700 Oak Park Boulevard that is proposed to be conveyed to the Pleasant Hill Recreation and Park District (the “Park District”) for recreational purposes. “Site 2” consists of an approximately 5-acre parcel located at 1700 Oak Park Boulevard that is proposed to be conveyed to the City of Pleasant Hill (the “City”) for use as the site of a City-owned library. “Site 3” consists of an approximately 4.79-acre parcel located at 1750 Oak Park Boulevard that is proposed for residential development.
- C. The work to be performed under this agreement relates only to Site 3, except to the extent Site 1 and Site 2 affect (i) the development of a master CEQA compliance document, and/or (ii) cost sharing agreements between the County, the City, and the Park District, and property conveyances involving the Mt. Diablo Unified School District (the “School District”).
- D. The Contractor is being engaged to assist the County in maximizing the value of Site 3 by assisting the County in obtaining the entitlements and permits necessary to enable a home builder to construct single-family detached homes on the site. In addition, the Contractor will assist the County in offering Site 3 for sale to a home builder. Together, obtaining the entitlements and permits and offering Site 3 for sale to a home builder is the “Project.”

**II. Contractor’s Obligations**

The Contractor will work with County staff, in particular, the County’s Principal Real Property Agent (the “County Representative”) and the principal of JK2 & Associates to carry out the Project. The Contractor is responsible for the completion of each of the tasks below, but may utilize subcontractors in the performance of the tasks. Contractor shall complete each of the tasks below for an amount not to exceed \$1,550,000.

### *Task 1: Due Diligence*

Contractor shall develop an understanding of the development constraints and opportunities associated with Site 3 by performing a site inspection and by reviewing existing studies and reports, or by causing needed studies and reports to be created. Contractor shall provide a copy of all relevant studies and reports to the County Representative. Relevant studies and reports include the following:

- Market assessment and performance analysis
- Surveys and title reports
- Biologic assessment and tree study
- Hydrology assessment
- Historical archeological resource survey (Public Resource Code 5097.94 et seq.)
- Public service impact analysis
- Phase I and preliminary Phase II environmental review
- Geotechnical study
- Initial traffic study
- Infrastructure capacity assessment and civil engineering studies
- Building permit and impact fee estimates
- Competitive market analysis of new and resale homes
- Horizontal development cost estimates
- Landscape plan
- Vesting Tentative Map package with engineering
- Architectural design and floor plans

Expected time frame to complete: November 1, 2017, through March 30, 2018.

### *Task 2: Land Use Approvals*

Contractor shall work with County staff to obtain all necessary land use approvals from the City. Contractor shall prepare final versions of all applications for the County to submit to the City. Required land use approvals are expected to include:

- A General Plan amendment, if needed to update the housing element of the City's General Plan.
- An update to the City's Planned Unit Development (PUD).
- A vesting tentative subdivision map, including conditions of approval.
- Design Review for the proposed improvements.
- A Final Subdivision Map, if the County determines it will substantially increase the value of Site 3.
- Lot line adjustments, if necessary.

Expected time frame to complete: January 15, 2018, through April 30, 2019.

*Task 3: Resource Agency Permits*

Contractor shall work with County staff to obtain all necessary permits required of State and Federal agencies. Contractor shall prepare final versions of all applications for the County to submit to the relevant agency. Such agencies are expected to include:

- U.S. Army Corps of Engineers
- U.S. Fish and Wildlife Services
- Regional Water Quality Control Board

Expected time frame to complete: June 1, 2019, through October 31, 2019.

*Task 4: Cost Sharing Agreements*

Contractor shall assist in the negotiation of cost sharing agreements between the County, the City, the Park District and the School District to equitably share the costs associated with (i) CEQA, to the extent the parties work together on a “Master” CEQA document, and (ii) infrastructure.

Expected time frame to complete: January 15, 2018, through February 28, 2018.

*Task 5: CEQA*

Whether an environmental determination with respect to the Project is to be made as part of a joint project with the City and the Park District, or independent of projects pursued by the City and the Park District, the Contractor will ensure appropriate CEQA documents are prepared for review by the lead agency.

Expected time frame to complete: March 1, 2018, through April 30, 2019.

*Task 6: Public Outreach*

Contractor will attend neighborhood meetings and open houses and will disseminate public information and solicit requests for comments via social media and community-accessible websites.

Expected time frame to complete: February 1, 2018, through September 30, 2019.

*Task 7: Utility Services*

Contractor shall ensure that Site 3 has all utility services necessary for the Project, including water, electricity, gas, cable and satellite and/or telecommunication services.

Expected time frame to complete: January 15, 2019, through September 30, 2019.

*Task 8: Marketing and Disposition Strategy*

After securing all necessary entitlements and permits, the Contractor shall assist in the development of a marketing and disposition strategy that will maximize the value of Site 3. The ultimate buyer will be selected by the County.

Expected time frame to complete: January 15, 2019, through September 30, 2019.

**III. Subcontractors**

The Contractor has assembled the professionals identified below who will serve as subcontractors to the Contractor and will assist in carrying out the Project. The Consultant may only make changes in authorized subcontractors with the prior written consent of the County Representative. The Contractor shall notify the County Representative in writing at least thirty (30) days in advance of any proposed change. Any person or entity proposed as a replacement shall possess training, experience, and credentials comparable to those of the person or entity being replaced. The Contractor will be reimbursed for the cost of subcontractors in accordance with the payment provisions set forth in Section IV, Payment Provisions, below. Special terms related to hiring legal counsel as a subcontractor are addressed in Section 5 of the Special Conditions.

<u>Subcontractor</u>	<u>Type of Service</u>	<u>Task</u>
Bay Area Property Planning and Management, LLC	Community outreach	6
BKF Engineers	Engineering	1, 2, 3, 5, 7
Buchalter	Legal	1, 2, 3, 5
Engeo	Geotechnical	1, 5
Giacalone Design Services, Inc.	Dry utility identification	1, 7
HORT Science	Arborist	1, 2
Land Advisors Organization	Brokerage Services	1, 2, 3, 5, 8
Little Saputo	Legal (HOA CC&R)	2
Live Oak Associates	Biological Resources	3, 5
vanderToolen Associates	Landscape Architecture	1, 2,
W-Trans	Preliminary traffic studies	5

**IV. Payment Provisions**

*Payment Limit*

All payments made under this agreement are subject to the payment limit set forth in Section 4 of this agreement.

*Payments to Contractor*

The County will pay the Contractor the following amounts monthly in arrears:

<u>Payment Period</u>	<u>Monthly Payment</u>
November 1, 2017 – May 31, 2020	\$20,000
June 1, 2020 – November 30, 2020	\$15,000

Notwithstanding the above, if this agreement is terminated prior to November 30, 2020, as a result of (i) early termination by either party, or (ii) the completion of the Project, the County will no longer be obligated to make monthly payments to the Contractor. The amount due for any fractional month will be prorated and computed on a daily basis, with the amount due for each day equal to one-thirtieth (1/30) of the monthly amount due.

*Payments for Subcontractor Services*

The Contractor will submit invoices for reimbursement of the cost of subcontractor services on a monthly basis, within 30 days of the previous month, for work performed in connection with the Project. Reimbursement will be based on the subcontractor rates set forth in Appendix A of this agreement. Invoices must detail the work performed and list, for each item of services, how the amount due was determined. (For example, the employee category x number of hours x hourly rate.)

The following direct costs are reimbursable: surface transportation to Site 3, document reproduction, postage and courier services. Mileage will be reimbursed based on the then-current federal mileage reimbursement rate.

Invoices for services provided by subcontractors must be approved by the County Representative. A copy of any invoices for legal services provided by a subcontractor is to be provided to the County Counsel's Office. The County will endeavor to pay invoices within 30 days after receipt of each statement.

The Contractor will furnish progress reports with each billing statement. The progress report will include sufficient detail, and the Contractor shall furnish to County staff whatever additional information is necessary, to enable County staff to determine whether the Contractor is performing all tasks detailed in the Service Plan pursuant to the schedule set forth in the Service Plan.

# **EXHIBIT "A"**

# Oak Park Properties Strategic Plan Amendment – June, 2018

6/14/18

## Introduction

The County of Contra Costa (the “County”) owns two parcels in South Pleasant Hill, and controls a portion of a third parcel. The parcels have either (i) been deemed surplus to County needs, and the Board of Supervisors has directed the Public Works Department (“Public Works”) to pursue the sale of the property to realize its asset value; or (ii) are being pursued by various public agencies for public facilities to serve the citizens of Pleasant Hill and Central County. The subject properties are referred to as 1700 Oak Park Boulevard (or Sites 1 and 2 on Map 1) and 1750 Oak Park Boulevard (Site 3 on Map 1) in this document. Collectively these properties are referred to as the “Oak Park Properties”.

On November 14, 2017 the County approved a contract with Bates Stringer – Oak Park, LLC for entitlement services related to 1700 Oak Park Blvd., Pleasant Hill. The contract included the Oak Park Properties Strategic Plan. Since that time changed circumstances related to the land use program have made it necessary to amend the Strategic Plan. This Amendment reflects a change in the park use from Site 3 to Site 1, and the residential development site from Site 1 to Site 3. Other conforming changes to reflect new information have also been made.

The administrative unit of the County responsible for the Oak Park Properties is the County Public Works Department. They will be assisted by the consulting firm of JK<sup>2</sup> & Associates (the “Program Manager”) and Bates-Stringer Oak Park LLC (the “Project Manager”).

Because of the numerous parties and the interrelated nature of their interests the County has prepared a Strategic Plan to:

- Identify goals;
- Identify issues and the steps/time required to address these issues;
- Identify the parties needed to implement the activities required to fulfill the Board directive; and
- Set forth a budget for the proposed activities.

The Strategic Plan includes a discussion of the following:

- Setting/site characteristics & existing/previous/surrounding area characteristics;
- A statement of Strategic Plan objectives;
- A summary of planning issues, including CEQA;
- A summary of County activities contemplated to achieve Strategic Plan objectives for both subject properties;
- Set forth a recommended program for achieving success in the land use approval processes with the City of Pleasant Hill (the “City”); and
- Set forth a proposed property disposition strategy for 1700 Oak Park Boulevard (Sites 1 and 2) and 1750 Oak Park Boulevard (Site 3).

The Strategic Plan follows the Executive Summary of this document.

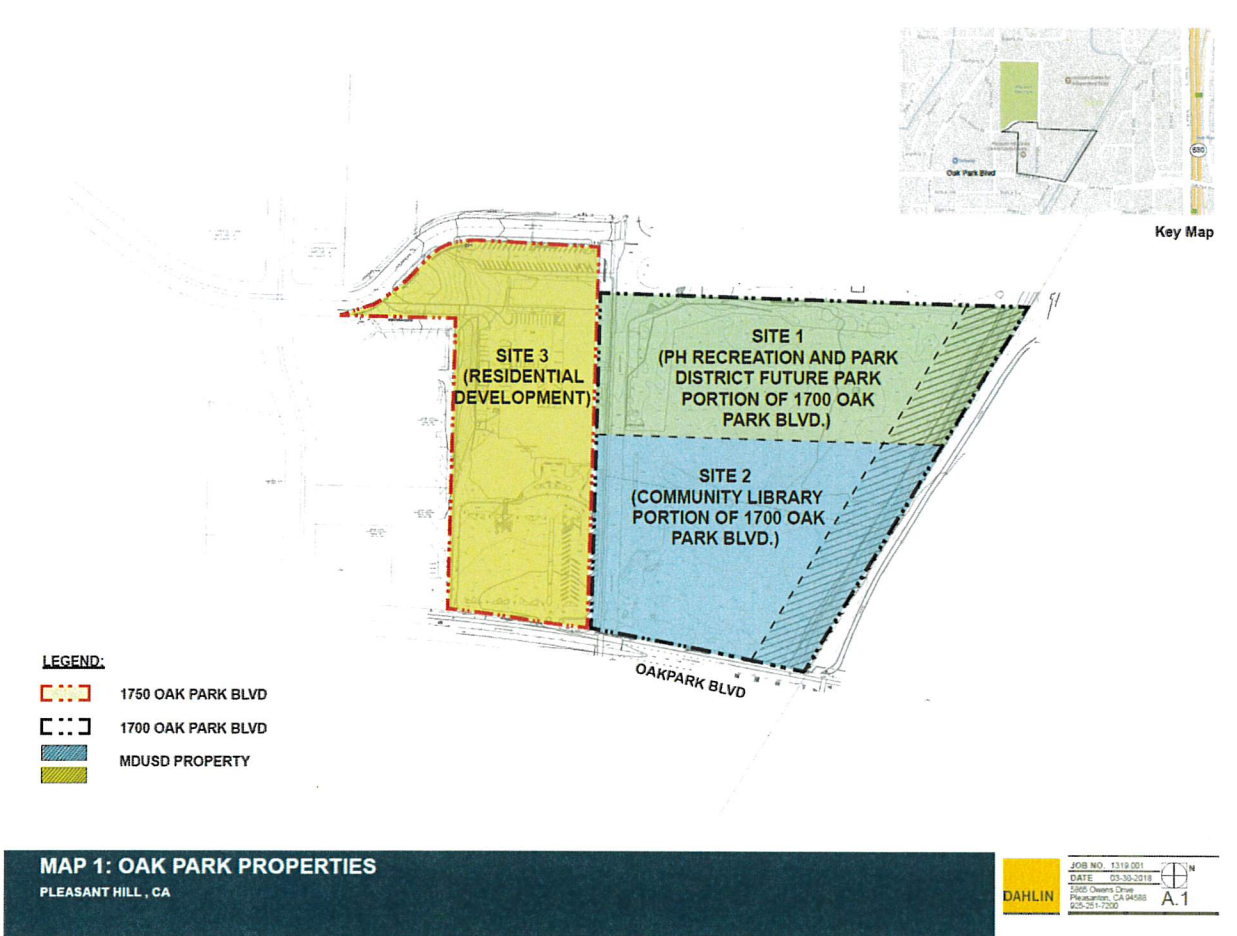


# Executive Summary

Contra Costa County owns or has property rights for three properties totaling approximately 15 acres in South Pleasant Hill. The Strategic Plan outlines a comprehensive approach for determining and achieving the ultimate use of the properties by multiple parties, and for the County achieving its goals with respect to realizing asset value.

The Oak Park Properties are depicted on Map 1 and listed below:

- 1700 Oak Park Boulevard is a 10-acre property (Sites 1 and 2 on Map 1) that is comprised of two pieces:
  - An 8-acre parcel (APN 149-230-005) owned by the County in fee title (portions of Site 1 and 2 on Map 1) and
  - A 2-acre portion of a parcel (APN 149-230-008) owned by the Mount Diablo Unified School District (the “School District”) over which the County owns an access easement (A portion of Site 1 and 2 on Map 1);



- 1750 Oak Park Boulevard is a 4.8-acre parcel (APN 149-230-005) owned by the County (Site 3 on Map 1). The property is currently occupied by the Pleasant Hill Library and the former County Library Administration building. Both uses are subject to an extreme level of deferred

maintenance and would be eliminated with the implementation of this Strategic Plan. The Pleasant Hill Library is proposed to be replaced and the Library Administration function has already been relocated, and the building is substantially unoccupied.

The activities covered in this Strategic Plan are:

## **1. Site Considerations**

- Site 1
  - An approximate 5.0 gross acre portion of 1700 Oak Park Boulevard is proposed for sale to the Park District for recreation and park purposes. An Option Agreement for the Purchase and Sale of the property (the “Park District Option Agreement”) would give the Park District the right to purchase the property on or before December 31, 2019 for \$3,000,000. The Option Agreement is the successor agreement to the Option Agreement and Settlement Agreement dated as of April 18, 2017 (the “Option and Settlement Agreement”) between the County and the Park District. An approximate 1.0 gross acre portion of Site 1 would be conveyed to the Park District by the School District contemporaneous with the County’s sale of its portion of Site 1; and
  - A portion of Site 1 (approximately 0.4 acres) would be used for Monticello Avenue reconstruction;
- Site 2
  - An approximate 5.0 gross acre portion of 1700 Oak Park Boulevard is proposed to be conveyed by the County at no cost to the City to facilitate development of a new community library. The site is comprised of approximate 4.0 gross acre portion of Site 2 which would be conveyed by the County to the City via an Option Agreement with a Purchase and Sale Agreement (the “City Option Agreement”), would give the City the right to purchase the property when conditions precedent have been fulfilled; and an approximate 1.0 gross acre portion of Site 2, which could be conveyed by the School District to the City.
  - A portion of Site 2 would be used by the City for the reconstruction of Monticello Avenue and the widening of Oak Park Boulevard.
- Site 3
  - 1750 Oak Park Boulevard is an approximate 4.79 gross acre parcel (APN 149-230-008). It is proposed for residential development. The residential use would be single family detached units at a net density of 8.3 units/acre, which is consistent with the City’s General Plan land use category of Multi-Family-Very Low Density. The County will be pursuing land use approvals (General Plan Amendment, Specific Plan, Rezoning, Vesting Tentative Map, Design Review, and CEQA Clearance) from the City, after which the County would offer the property for-sale to a home builder for development purposes.
  - A portion of Site 3 estimated at 0.1-acre would be dedicated by the County or its successor to the City to widen Oak Park Boulevard.

## **2. Financial Considerations**

- 1700 Oak Park Boulevard
  - Sale of Site 1 for park and recreation purposes will generate \$3 million in revenue less expenses as currently set forth in the Joint Powers Agreement between the County and the School District; and
  - Site 2 for community library purposes is proposed to be a no-cost conveyance by the County and the School District to the City.

- 1750 Oak Park Boulevard  
The Sale of Site 3 for residential development purposes is estimated to generate an estimated \$12-\$14 million in net asset value. The School District would receive 10% of the revenue less expenses from the sale of Site 3 to honor the principal set forth in the Joint Powers Agreement between the County and the School District. The County may proceed to demolish the existing improvements to expedite the development of Sites 1, 2 and 3, or it may opt to defer demolition of the improvements and transfer that responsibility to the buyer of Site 3.

### **3. Land Use Planning Considerations**

- 1700 Oak Park Boulevard
  - Site 1, the Park District site, is subject to a Use Permit approved by the City, and the proposed park use will be part of a Specific Plan for both 1700 & 1750 Oak Park Boulevard. The proposed use will also be subject to CEQA, which will be part of the Master EIR. The Park District will be engaging in a community visioning process in the fall of 2018 prior to submitting its Use Permit application.
  - Site 2 is the new community library site. It will not be subject to a formal land use approval process because it is a City initiated project; however it will be subject to CEQA, which will occur as part of the Master EIR for the Oak Park Properties. The Library Program will be included in the Specific Plan for 1700 & 1750 Oak Park Boulevard. The City intends to engage in a robust community visioning process to inform the design program.
- 1750 Oak Park Boulevard (Site 3)
  - Site 3 is subject to land use approvals from the City. The proposed use—approximately 35 single family detached homes—will require an Amendment to the City’s General Plan (see Figure 1 for representative site plan and elevations), a Specific Plan, a rezoning to Planned Unit Development (PUD) zoning, a Vesting Tentative Subdivision Map, Design Review approval, lot line adjustment(s), and possible Final Subdivision Map. The County would be the applicant. The land use approval process (Vesting Tentative Map) could take 18-24 months, including an EIR, and cost approximately \$2,000,000 including consultant costs and City planning fees. The securement of land use approvals is estimated to improve the value of this property by \$3.5-\$4.5 million, making the investment of additional funds a wise choice.
- CEQA is expected to be handled as part of one Master EIR covering the activities contemplated for Sites 1, 2 and 3 as set forth in Section 5.0 of the Strategic Plan.

### **4. Property Disposition Strategy – Site 3**

The intent is to utilize a brokered disposition strategy in which likely buyer candidates are identified, informed of the opportunity, and requested to submit offers. A negotiation process to finalize business terms for recommendation to the Board of Supervisors will be employed. The process is set forth in more detail in Section III of the Strategic Plan.

# STRATEGIC PLAN FOR THE OAK PARK PROPERTIES

## I. Setting

**Property Description:** Contra Costa County (the “**County**”) owns or controls the two (2) properties that are the subject of this Strategic Plan (the Oak Park Properties). Site 1 and Site 2 (see Map 1) are largely part of one 8+/- acre parcel owned by the County (APN 149-230-005). Sites 1 and 2 also includes the 2+/- acre portion of APN 149-230-008, which is owned in fee by the Mount Diablo Unified School District (the “**School District**”) and is encumbered with an access easement to the benefit of the County. Sites 1 & 2, and Site 3 are collectively are referred to as the “Oak Park Properties” The County and the School District have entered into a Joint Powers Agreement to enable the County to dispose of the School District portion of Sites 1 and 2 contemporaneous with the County portion. The Joint Powers Agreement is being amended to conform to the revised land use program described herein. The remaining property, Site 3, is anticipated to be developed with single family detached residences.

The County and the Pleasant Hill Recreation and Park District (the “**Park District**”) are negotiating an agreement to convey the northern portion of the Oak Park Properties (approximately 5.0 gross acres) to the Park District (Site 1) for potential future recreation and park purposes. The County and the Park District would enter into a Purchase and Sale Agreement (the “**Park District Purchase and Sale Agreement**”) to effectuate the transaction. The Park District Purchase and Sale Agreement grants the Park District the right to purchase Site 1 through December 31, 2019. The Purchase and Sale Agreement would be a successor to the Option and Settlement Agreement dated as of April 18, 2017.

Additionally, the County and the City of Pleasant Hill (the “**City**”) are negotiating an agreement to convey the southern portion of the Oak Park Properties (approximately 5.0 gross acres fronting on Oak Park Boulevard) for a new community library (Site 2). The County and the City would enter into a Purchase and Sale Agreement (the “**City Agreement**”) to effectuate the transition. The City Agreement grants the City right to purchase Site 2 at no cost subject to fulfilling conditions precedent. Site 2 includes approximately 4.0 acres of County property and 1.0 acre of School District property.

1750 Oak Park Boulevard (“**Site 3**”) is an approximately 4.79-acre parcel (APN 149-271-014-8) that is the current site of the Pleasant Hill Library and the former County Library Administrative offices. The County intends to pursue land use approvals for a single family detached residential development prior to offering the property for sale.

### 1.0 Site Characteristics

	<b>Sites 1 &amp; 2 -- 1700 Oak Park Blvd.</b>	<b>Site 3 -- 1750 Oak Park Blvd.</b>
<b>Condition</b>	Approximately 10 acres. Vacant and flat. The County owns approximately 8 acres in fee title and has an easement over the remaining approximately 2 acres owned in fee by the Mt. Diablo Unified School District.	Approximately 4.79 acres. Currently developed with the Pleasant Hill Library and former Library Administration building. Total square footage of the uses is 58,381 SF.

<b>General Plan/Zoning</b>	Mixed use General Plan Land Use designation, as presently defined, which combines residential with retail, commercial, office and/or public uses with flexible parking and setback requirements. Sites 1 & 2 are currently zoned Planned Unit Development (PUD). Zoning would need to be updated for anticipated public uses. A Specific Plan would be prepared that would include these sites.	The General Plan designates the property as Semi-Public and Institutional reflecting its current use. The Zoning for Site 3 is single-family residential R-10. Site 3 would require a General Plan Amendment, Specific Plan, rezoning, design review and vesting tentative map/final map for development purposes.
<b>General Plan Housing Element</b>	Property identified as an opportunity site for affordable housing. The city has an Inclusionary Housing Program. The proposed public uses would not be subject to the City's Inclusionary Ordinance.	Site 3 is not an opportunity site for affordable housing however development of the site for residential purposes would be subject to the City's Inclusionary Ordinance.
<b>Environmental Review</b>	A land use applications to update the PUD zoning, a Specific Plan, and a Use Permit for Site 1 will be filed with the City by the Park District. Site 2, the Community Library, is not subject to the City's land use ordinances, but would be included in the Specific Plan for the properties. Other public actions are proposed and will be subject to environmental review pursuant to the California Environmental Quality Act (CEQA). The City will be the Lead Agency with respect to preparation of the CEQA document, with the County, the Park District and the School District as Responsible Agencies for their respective activities. A Master EIR is expected to be prepared to cover the array of contemplated activities on Sites 1 & 2 and the adjacent Site 3.	A land use application for single family residences, including a General Plan Amendment, a Specific Plan, a Rezoning to Planned Unit Development (PUD), a Vesting Tentative Map, Design Review, and a possible Final Subdivision Map will be filed with the City by the County. This land use application and other public actions are subject to environmental review pursuant to the California Environmental Quality Act (CEQA). The City will be the Lead Agency with respect to the CEQA document, with the County and the Park District as Responsible Agency for their respective activities. A Master EIR is expected to be prepared to cover the array of contemplated activities on Site 3 and the adjacent Sites 1 & 2.

## 2.0 Existing, Previous and Surrounding Land Uses

### 2.1 1700 Oak Park Boulevard (Sites 1 & 2)

- Site of the former Oak Park Elementary School (buildings and playground)
- Improvements removed in 2009
- Surrounding land uses include:
  - **East** – Grayson Creek, East Bay Municipal Utility District right-of-way, a senior citizen retirement facility and single-family residences;
  - **South** – Detached single family residences (Pleasant Hill and Walnut Creek);

- **West** – Current Pleasant Hill Library and former County Library Administration Building and the offices of the Contra Costa County Superintendent of Schools; and
- **North** – Pleasant Hill Middle School (Mt. Diablo Unified School District) including a wireless telecommunications tower near the southern edge

## 2.2 1750 Oak Park Boulevard (Site 3)

- Current Pleasant Hill Library and former County Library Administration Building;
- Both buildings were built around 1965 and are subject to extreme levels of deferred maintenance;
- The current Pleasant Hill Library is to be relocated to a new facility on a portion of the 1700 Oak Park Boulevard property;
- The Library Administration Building is substantially vacant as the Library Administration function has been relocated.
- Surrounding land uses are substantially identical to those uses surrounding 1700 Oak Park Boulevard.

## 3.0 Objectives of the Oak Park Properties Strategic Plan

The following primary objectives are interdependent:

1. Facilitate the transfer of property between the City, the Park District, the County and the School District.
2. Collaborate with the relevant agencies to facilitate achievement of the community library and park and recreation facilities.
3. Obtain entitlements necessary to maximize the asset value of Site 3 and disposal of the property at a price approved by the County. It has been determined that a development program for approximately 34 single family detached homes (see Figure 1 for a representative site plan and elevations) with a density range of 8-12 units/acre maximizes land value to as much as \$12-\$14 million, an increase of up to \$4 million from previous estimates assuming townhome development.

The plan also seeks to achieve the following public policy objectives:

- A new community library to serve the citizens of Pleasant Hill and the vicinity;
- To increase and enhance recreation and park facilities for users of the Park District's services;
- To develop a new source of revenue that assists the County in delivering mandated services related to health and human services, public protection and environmental protection to County residents by using the realized asset value from the sale/conveyance of the surplus properties; and
- To develop a new source of revenue for the School District through the use of the School District's portion of the realized asset value from the sale and conveyance of 1750 Oak Park Boulevard for improvements within the School District.

## 4.0 Neighborhood Objectives

Neighborhood objectives include:

- Creation of a lively village atmosphere anchored by a variety of civic/public uses including recreation and park facilities, library services and a public school complemented by a

residential program with high-quality architecture, a walkable environment and a mix of incomes; and

- Infill development of underutilized sites in an area served by adequate infrastructure and services in proximity to neighborhood shopping and public transit.

### **5.0 Discretionary Actions under CEQA:**

It is proposed that a single CEQA Determination ( the “Master EIR”) cover the proposed activities (the “Project”). The City of Pleasant Hill will be the Lead Agency. The other public agencies—the County, the School District and the Park District—would be Responsible Agencies.

The activities subject to CEQA, along with their respective agencies are set forth below:

5.1 The City of Pleasant Hill, as a Lead Agency, for:

- Land use approval actions related to Sites 1, 2 and 3, including any resource agency permits, if needed; and
- Acquisition of property and subsequent development of an approximately 5.0 gross acre Site 2 for a new Community Library;

5.2 The County of Contra Costa, as a Responsible Agency, for:

- Entitlement and subsequent conveyance of Site 3 to a residential home builder, including all required discretionary approvals from Pleasant Hill and resource agency permits;
- the sale/conveyance of a portion of Site 2 to the City for construction/operation of a new Community Library;
- the sale/conveyance of Site 1 to the Park District for expansion of Pleasant Oaks Park;
- the vacation by the County of various easements on Site 1 and Site 2; and
- the acquisition of the portion of Site 1 and 2 being conveyed by the School District to the County (or potentially directly to the City or the Park District for Sites 1 and 2);

5.3 The Pleasant Hill Recreation and Park District, as a Responsible Agency, for:

- The acquisition of Site 1 from the County;
- The securing of land use approval from the City in the form of a use permit to allow recreation and park use; and
- The development of Site 1 for recreation and park purposes.

5.4 The Mount Diablo Unified School District, as a Responsible Agency, for:

- Sale of a portion of Sites 1 and 2 to the County [and possibility a portion to the City and Park District directly]; and
- Possible improvements to schools in the immediate vicinity;

### **6.0 Other Planning Considerations:**

Portions of the Project may require review and approval by several public and quasi-public agencies with jurisdiction over specific aspects of the Project. It is anticipated that these other agencies will rely upon

the environmental documentation for this Project in their review and decision-making process. A list of these other agencies and their jurisdictional permits and approvals may include the following:

- 6.1 US Army Corps of Engineers (USACE)
  - US Army Corps of Engineers Section 404 Permit
- 6.2 California Regional Water Quality Control Board (RWQCB)
  - Section 401 Water Quality Certification
  - Acceptance of a Notice of Intent to obtain coverage under the General Construction Activity Storm Water Permit (General Construction Permit) and Notice of Termination when complete;
- 6.3 US Department of the Interior Fish and Wildlife Service (USFWS)
  - Biological Opinion
- 6.4 California Fish and Wildlife
  - Streambed Alteration Permit (1602)
- 6.5 Bay Area Air Quality Management District (BAAQMD)
  - Compliance with Regulation 2, Rule 1 (General Requirements) for all portable construction equipment subject to that rule and permits for gas-powered emergency generators;
- 6.6 Utilities (CCWD, Central San, PG&E, cable, satellite and/or telecommunication companies)
  - Approval of new, relocated, or expanded facilities and, where required, new meter installations.
  - Public and private utilities that would serve the Project include the Contra Costa Water District (CCWD), Central Contra Costa Sanitary District (Central San), PG&E, cable, satellite and/or telecommunication companies.

## **7.0 County activities with respect to the Oak Park Properties**

Given (1) the setting as outlined above and (2) the existing agreement between the County and the Park District and (3) the Joint Powers Agreement between the County and the School District, the County plans to engage in the following activities:

### **7.1 County activities with respect to 1700 Oak Park Boulevard**

#### **Site 2**

- 7.1.1 Conveyance of an approximately 4.0-acre portion of Site 2 fronting on Oak Park Boulevard to the City for the development of a new Community Library. The City would be the lead agency with respect to



the design, engineering and construction of the Pleasant Hill Community Library. The School District may convey a portion of Site 2 for the community library to the City directly;

- 7.1.2 The School District will be conveying to the County (or the City directly for a portion) the fee title to the 1.0-acre portion of its holdings in the area (Site 2) to accomplish the activities described in Section 7.1.1 above; and

#### **Site 1**

- 7.1.3 Conveyance of Site 1 to the Park District for the development of recreation and park facilities.
- 7.1.4 The School District will be conveying to the County (or the Park District directly) the fee title to the 1.0-acre portion of its holding in the area (Site 1) to accomplish the activities described in 7.1.3 above;
- 7.1.5 The Park District would acquire the approximately 5.0-acre parcel for the development of field and park facilities with required parking and support facilities on the property.
- 7.1.6 The Park District would be the Lead Agency with respect to the filing of a use permit application with the City to allow recreation and park use on Site 1.
- 7.1.7 The two projects described above would include improvements to Oak Park Boulevard and Monticello Avenue.

#### **7.2 County activities with respect to 1750 Oak Park Boulevard**

- 7.2.1 To secure land use approvals to enable the development of a single-family detached residential project of approximately 35 units on approximately 5.0 acres of Site 3 (see Figure 1 for a representative site plan and elevations). Upon securing entitlements, the County intends to convey the development Site 3 to a home builder for development. The land use approval process could take 18-24 months, including an EIR, and cost approximately \$2,000,000 including consultant costs and City application fees. Securing land use approvals is estimated to increase the value of this property by approximately \$3.5 - \$4.5 million, making the investment of additional funds a wise choice.
- 7.2.2 Development of Site 3 would also include improvements to Oak Park Boulevard and Monticello Avenue.

#### **7.3 County, City and Park District activities with respect to all the Oak Park Properties**

- 7.3.1 The County, the City and the Park District will enter into one or more cost-share reimbursement agreements such that each agency pays its pro-rata share of environmental review and horizontal development costs.

**County Goals:** To simultaneously maximize the asset value of the residential portion of Site 3 and facilitate the conveyance and CEQA review of all three Sites such that the public policy goals outlined in Section 3.0 are accomplished.

In line with the County's Option Agreement with the Park District, the entitlement process will be executed such that CEQA clearance is obtained for the potential park expansion. CEQA clearance is also needed to enable activities related to a new community library.

## II. Entitlement Process—Implementation of the Strategic Plan

The existing conditions outlined in Part I, along with the extensive infill development experience of Bates Stringer Oak Park LLC (the “**Project Manager**”) will guide the implementation of the strategic plan as outlined below. The credentials of the Project Manager are included as Appendix A. The Project Manager's work will be directed by the County's Public Works Department – Real Property Division. The Department has also retained the services of JK<sup>2</sup> & Associates (the “**Program Manager**”) to act as the Program Manager for all activities related to the Oak Park Properties.

**Land Use Approvals** necessary for the Oak Park Properties are expected to include, for Site 3 the following:

- A General Plan Amendment for Site 3 to permit residential densities in the 8-12 du/acre (MFR-Low Density);
- A Specific Plan for Sites 1, 2 and 3 to provide additional detail as it relates to design standards, landscaping standards, infrastructure requirements, and a plan of finance to accomplish the projects;
- An update to the Planned Unit Development (PUD) zoning for Sites 1 and 2, as needed, and a Rezoning of Site 3 to PUD. The County would be the applicant for the rezoning of Site 3; the City and the Park District would be the proponents of the Site 1 & 2 applications, as applicable;
- A Vesting Tentative subdivision map reflecting the single family detached residential program deemed optimal for Site 3;
- Design Review for the proposed improvements;
- A Final Subdivision Map (to be determined; needs to be determined to enhance value substantially); and
- Any Lot Line Adjustments determined to be required to implement the land use program.
- Resource Agency Permits (as required)

### 1.0 Proposed Approach

The experience of the Project Manager suggests that gaining the support of the neighborhood will be paramount to obtaining the requisite land use approvals. As such, an extensive community outreach program is to be conducted, including neighborhood meetings, and requests for comments via social media and community websites. The public outreach efforts will be coordinated with the activities of the City for its community library, and the Park District for its proposed recreation and park use.

Pursuant to the California Environmental Quality Act (CEQA), an environmental determination will be made of the various activities proposed and the appropriate level of environmental documentation will be prepared to achieve CEQA clearance for the activities described in Part I, Section 5.0. The CEQA

document is likely to be a full environmental impact report (EIR) that will cover the proposed activities on Sites 1, 2, and 3. The parties to these land use activities will share in the cost of preparing the EIR with the Park District assuming 20% of the cost (up to a cap of \$60,000), the City, for the community library, assuming 30% of the costs, and the County for the residential development proposal covering 50% of the costs. The estimated costs for a full EIR are approximately \$225,000.

### 1.1 Building the team

The Project Manager has identified and received proposals from qualified professionals with experience and expertise relevant to the development project at hand. A list of these consultants, the consultants' anticipated project scope and their budgets can be found in the attached consultant budget (Appendix B).

### 1.2 Due Diligence (60 - 90 days) – this activity has been completed as of the date of the Amendment

The due diligence period will consist of detailed site reconnaissance including:

- Review of Surveys and Title Reports
- Site Inspection of key view sheds and visual resources
- Biologic Assessment
- Historical resource survey
- Public service impact analysis
- Legal Review
- Phase I Environmental Review
- Geotechnical Study
- Traffic study
- Infrastructure capacity assessment
- Building permit and impact fee estimates
- New and Resale home competitive market analysis
- Horizontal development cost estimates

At the end of the Due Diligence period, the Project Manager will have a more precise understanding of the physical and legal development constraints and opportunities. It is then, with these constraints and opportunities understood, that the Project Manager moves on to the project visioning process.

### 1.3 Project Visioning Process (Approximately 3 months)

The end goal of the project visioning process is to establish a preferred plan. Towards that end, the Project Manager will conduct a thorough analysis and evaluation process which includes:

- 1.3.1 **Proforma analysis:** the marketing consultant, in conjunction with the Project Manager, will analyze the various site plans and products to determine the highest and best use based on current construction costs, projected home sales revenue and required return thresholds.
- 1.3.2 **Consultant Visioning:** along with the relevant consultants, the Project Manager will develop conceptual site plans and architectural elevations for further visioning with community members, government agencies and project stakeholders.

1.3.3 **Outreach and Community Visioning:** the Project Manager and the relevant consultants will conduct meetings with government agencies and community members. This is expected to entail:

- Neighborhood conception meetings and open houses
- Governmental outreach meetings
- Stakeholder outreach meetings with the City of Pleasant Hill, the Park District and the School District

1.3.4 **Establish Preferred Plan:** with input from the foregoing agencies and community members, the Project Manager will establish a preferred plan. With the plan established, we move into project application and environmental review.

#### 1.4 Governmental Review and Approval Process (9 – 12 months)

1.4.1 CEQA Approval: EIR Process

The governmental review and approval process is anticipated to include an Environmental Impact Report (EIR). The EIR will be prepared such that CEQA clearance is achieved for all parcels included in the Oak Park Properties project.

1.4.2 City of Pleasant Hill Approval

Additionally, the Project Manager and the relevant consultants will submit the preferred plan, conduct workshops as needed and gain approval with the appropriate municipal agencies including:

- Architectural Review Commission (ARC)
- Planning Commission (PC)
- City Council (CC)

After obtaining CEQA clearance and discretionary approval from the City of Pleasant Hill, the project will move into the post entitlement phase.

#### 1.5 Post Discretionary Entitlement (6 - 12 months)

During the Post Discretionary Entitlement phase the Project Manager and the consultant team will secure any required Resource Agency Permits. Presently no Resource Agency permits are expected to be required for the County Project. Additionally, the Project Manager, marketing consultant, Program Manager and County staff will begin to formalize the disposition strategy. This phase could also include processing of grading and subdivision improvement plans and/or processing of the Final Subdivision Map.

### III. Property Disposition Strategy

In consideration of Part I and II, the Project Manager, Program Manager and County staff proposes a sale of the residential portion of the Oak Park Properties (the “**Property**”) after receipt of all discretionary

entitlements. This disposition strategy provides the County its best chance to maximize the value of the Property while minimizing risk.

## **1.0 Disposition Strategy and Implementation**

To handle the disposition of the Property, the Project Manager proposes to engage Land Advisors Organization (“**Land Advisors**”). Land Advisors is the largest real estate brokerage firm in the nation focused exclusively on the sale of residential development properties and is uniquely positioned to help the Project Manager and County navigate through the complicated issues of land economics to successfully close this sale at the highest possible price.

Land Advisors’ disposition strategy will be based on their experience with projects of similar characteristics within the region, and will be implemented as follows.

### **1.1 Pre-Marketing Period**

The goal at the start of the marketing campaign is to ensure that (1) the marketing plan is consistent with the County’s goals and objectives and (2) to make certain that prospective buyers have all the information necessary to assist them in underwriting all aspects of the residential portion of the Oak Park Properties during the bid process.

These goals will be accomplished by:

- Conducting a series of strategy meetings with the County staff, the Program Manager, and the Project Manager
- Conducting a series of strategy meetings with the project consultants to better understand the project and its development issues
- Preparing an Offering Brochure and Confidentiality Agreement for prospective bidders

### **1.2 Targeted Audience**

The Property is in a highly desirable area in Pleasant Hill. Because the location is well-known, the Property is an attractive asset to local and regional Buyers. To maintain confidentiality, the goal will be to expose the asset to a limited number of the most qualified buyers to increase the chance of a closed transaction. Land Advisors in consultation with the Project Manager, Program Manager and County staff will create a list of primary targeted buyers which will consist of well capitalized Northern California home builders that are currently active in the market.

### **1.3 Pre-Bid Diligence**

The goal is to provide prospective bidders sufficient information for the County to evaluate their local market knowledge, and interest in the Property.

This goal will be accomplished by:

- Providing an Offering Brochure with all pertinent information about the Property, so that all Buyers are working with the same information and the resultant offers are based on “apples to apples” assumptions.
- Providing information sessions and site tours conducted by LAO representative and project consultants
- Upon completion of the Confidentiality Agreement, providing an Offering Materials Virtual Data Room (“VDR”) with all pertinent studies reports, cost estimates, etc.

#### 1.4 Bid Review and Buyer Selection

With an established bid due date, Land Advisors will review and summarize the initial offers based on the selection criteria set forth below, then interview the top bidders. Following those interviews, Land Advisors will request best and final offers and begin the final phase of the selection process.

The ultimate buyer should be selected by the County based on several factors, including but not limited to:

- The price and terms of the purchase offer
- Experience and track record with developing similar property
- Experience with relevant or similar regulatory agencies
- Access to capital and other financing sources
- The proven ability to close on a timely basis
- Comments on the draft Purchase and Sale Agreement prepared by County legal counsel

All prospective buyers should be requested to include the following information:

- Underwriting assumptions including: cost assumptions, proposed product pricing, CFD assumptions, etc.
- Qualifications and development experience
- Ownership structure and membership
- Financial capacity and/or funding sources
- A proven track record of similar residential development

The provision of the above information reduces the probability of experiencing a failed escrow due to buyer’s faulty or unrealistic assumptions.

#### 1.5 Contract Negotiation, Due Diligence and Closing

After buyer selection, Land Advisors will work with the Project, Manager, Program Manager and County staff to finalize the Purchase and Sale Agreement and assist the Buyer in completing due diligence and closing the transaction.

**FIGURE 1**

**Representative Site Plan**



**SITE 1**  
(PH RECREATION AND  
PARK DISTRICT  
PARK PORTION OF 1700  
OAK PARK BLVD.)

**SITE 2**  
(COMMUNITY LIBRARY  
PORTION OF 1700 OAK  
PARK BLVD.)

**SITE 3**  
(RESIDENTIAL  
DEVELOPMENT)

JOB NO. 1319.001  
DATE 03-30-18  
5665 Owens Drive  
Pleasanton, CA 94588  
925-251-7200



**SITE PLAN**  
**PLEASANT HILL, CA**  
DAHLIN GROUP ARCHITECTURE | PLANNING

A.1





Contra  
Costa  
County

To: Board of Supervisors  
From: Anna Roth, Health Services Director  
Date: July 24, 2018

Subject: Contract #26-378-10 with Concord Yellow Cab, Inc.

---

**RECOMMENDATION(S):**

APPROVE and AUTHORIZE the Health Service Director, or designee, to execute on behalf of the County, Contract #26-378-10 with Concord Yellow Cab, Inc., a corporation, in an amount not to exceed \$300,000, to provide taxicab transportation services for patients to and from Contra Costa Regional Medical Center (CCRMC) and Contra Costa Health Centers and other health facilities, for the period July 1, 2018 through June 30, 2019.

**FISCAL IMPACT:**

This contract is funded 100% by Hospital Enterprise Fund I. (No rate increase)

**BACKGROUND:**

On June 13, 2017, the Board of Supervisors approved Contract #26-378-9 with Concord Yellow Cab, Inc., to provide taxicab transportation for patients unable to transport themselves to medical appointments due to medical conditions, including but not limited to: physical disabilities which make it unsafe for patients to travel on public transportation, patients who have a verifiable seizure disorder, or patients who have received medication which has or could, impair the mobility or coordination, for the period from July 1, 2017 through June 30, 2018.

---

APPROVE

OTHER

RECOMMENDATION OF CNTY ADMINISTRATOR

RECOMMENDATION OF BOARD COMMITTEE

---

Action of Board On: **07/24/2018**  APPROVED AS RECOMMENDED  OTHER

Clerks Notes:

**VOTE OF SUPERVISORS**

I hereby certify that this is a true and correct copy of an action taken and entered on the minutes of the Board of Supervisors on the date shown.

ATTESTED: July 24, 2018

Contact: Jaspreet Benepal,  
925-370-5741

David J. Twa, County Administrator and Clerk of the Board of Supervisors

By: , Deputy

cc: A Floyd, M Wilhelm

BACKGROUND: (CONT'D)

Approval of Contract #26-378-10 will allow the contractor to provide taxicab transportation services to patients to and from Contra Costa Regional Medical Center (CCRMC) and Health Centers and other health facilities through June 30, 2019.

CONSEQUENCE OF NEGATIVE ACTION:

If this contract is not approved, patients requiring transportation services will not receive transportation services from the contractor.



Contra  
Costa  
County

To: Board of Supervisors  
From: Anna Roth, Health Services Director  
Date: July 24, 2018

Subject: Contract #74-037-27 with Contra Costa ARC

---

**RECOMMENDATION(S):**

APPROVE and AUTHORIZE the Health Services Director, or designee, to execute on behalf of the County, Contract #74-037-27 with Contra Costa ARC, a non-profit corporation, in an amount not to exceed \$194,670 to provide mental health services to recipients of the CalWORKs Program and their children, including individual, group and family collateral counseling, case management, and medication management services to reduce barriers to employment for the period July 1, 2018 through June 30, 2019, which includes a six-month automatic extension through December 31, 2019 in an amount not to exceed \$97,335.

**FISCAL IMPACT:**

This contract is funded 59% by CalWORKS and 41% Substance Abuse Mental Health WORKS. (No rate increase)

**BACKGROUND:**

On June 20, 2017, the Board of Supervisors approved Contract #74-037-26 with Contra Costa ARC, for the period from July 1, 2017 through June 30, 2018, for the provision of mental health services to recipients of the CalWORKs Program and their children, including individual, group and family collateral counseling, case management, and medication management services to reduce barriers to employment.

---

APPROVE
  OTHER  
 RECOMMENDATION OF CNTY ADMINISTRATOR
  RECOMMENDATION OF BOARD COMMITTEE

---

Action of Board On: **07/24/2018**  APPROVED AS RECOMMENDED  OTHER

Clerks Notes:

**VOTE OF SUPERVISORS**

I hereby certify that this is a true and correct copy of an action taken and entered on the minutes of the Board of Supervisors on the date shown.

ATTESTED: July 24, 2018

Contact: Matthew White,  
925-957-5201

David J. Twa, County Administrator and Clerk of the Board of Supervisors

By: , Deputy

cc: D Morgan, M WILHELM

BACKGROUND: (CONT'D)

Approval of Contract #74-037-27 allows the contractor to continue providing services through June 30, 2019.

CONSEQUENCE OF NEGATIVE ACTION:

If this contract is not approved, CalWORKs recipients will not have sufficient access to children mental health services as needed.

CHILDREN'S IMPACT STATEMENT:

This program supports the following Board of Supervisors' community outcomes: "Families that are safe, stable and nurturing." Expected program outcome is increased number of CalWORKs participants ready to return to the labor force and earn income after they and their families receive mental health services under this contract.



**Contra  
Costa  
County**

To: Board of Supervisors  
From: Kathy Gallagher, Employment & Human Services Director  
Date: July 24, 2018

Subject: Clarification of Board Action. June 26, 2018, Item No. 122

---

**RECOMMENDATION(S):**

APPROVE clarification of Board action of June 26, 2018 (C.122), which authorized the Employment and Human Services Director, or designee, to execute a contract with YMCA of the East Bay to provide Attachment, Self Regulation, and Competency Project services, to reflect the correct contract payment limit of \$115,000 with no change in the term of July 1, 2018 through June 30, 2019.

**FISCAL IMPACT:**

This contract is funded 100% by State Child Abuse Prevention, Intervention and Treatment (CAPIT) funding.

**BACKGROUND:**

The Board Order of June 26, 2018 (Item C.122) approved and authorized Employment and Human Services Director, or designee, on behalf of the Family and Children's Trust Committee, to execute a contract containing modified indemnification language with the YMCA of the Eat Bay in an amount not to exceed \$80,000 to provide Attachment, Self Regulation and Competency Project services for the period July 1, 2018 through June 30, 2019.

- 
- APPROVE  OTHER
  - RECOMMENDATION OF CNTY ADMINISTRATOR  RECOMMENDATION OF BOARD COMMITTEE
- 

Action of Board On: **07/24/2018**  APPROVED AS RECOMMENDED  OTHER

Clerks Notes:

**VOTE OF SUPERVISORS**

I hereby certify that this is a true and correct copy of an action taken and entered on the minutes of the Board of Supervisors on the date shown.

ATTESTED: July 24, 2018

Contact: Elaine Burres,  
608-4960

David J. Twa, County Administrator and Clerk of the Board of Supervisors

By: , Deputy

cc:

BACKGROUND: (CONT'D)

Due to a clerical error, the contract payment limit was incorrectly stated. The purpose of this Board Order is to reflect the correct contract payment limit of \$115,000.

CONSEQUENCE OF NEGATIVE ACTION:

The Board will not take action to clarify the correct contract payment limit as agreed upon by the department and the contractor.



Contra  
Costa  
County

To: Board of Supervisors  
From: Anna Roth, Health Services Director  
Date: July 24, 2018

Subject: Novation Contract #74-377-9 with RYSE, Inc., A California Nonprofit Corporation

---

**RECOMMENDATION(S):**

APPROVE and AUTHORIZE the Health Services Director, or designee, to execute on behalf of the County, Novation Contract #74-377-9 with RYSE, Inc., a California Nonprofit Corporation, in an amount not to exceed \$488,368, to provide Mental Health Services Act (MHSA) Prevention and Early Intervention (PEI) services for the period from July 1, 2018 through June 30, 2019, which includes a six-month automatic extension through December 31, 2019, in an amount not to exceed \$244,184.

**FISCAL IMPACT:**

This contract is funded 100% by MHSA funds. (No rate increase)

**BACKGROUND:**

This contract meets the social needs of County's population by engaging youth at risk of mental illness or severe emotional disturbance in transformative work that recognizes and addresses the histories and inequitable burden of trauma and violence experienced in West Contra Costa County, including programs aimed at greater youth acceptance of Lesbian, Gay, Bisexual, Transgender, Queer and Questioning (LGBTQQ) students in schools. This is done by providing harm reduction presentations in schools,

---

APPROVE

OTHER

RECOMMENDATION OF CNTY ADMINISTRATOR

RECOMMENDATION OF BOARD COMMITTEE

---

Action of Board On: **07/24/2018**  APPROVED AS RECOMMENDED  OTHER

Clerks Notes:

**VOTE OF SUPERVISORS**

I hereby certify that this is a true and correct copy of an action taken and entered on the minutes of the Board of Supervisors on the date shown.

ATTESTED: July 24, 2018

Contact: Matthew White, M.D.,  
925-957-5201

David J. Twa, County Administrator and Clerk of the Board of Supervisors

By: , Deputy

cc: D Morgan, M Wilhelm

BACKGROUND: (CONT'D)

facilitating access and linkage to mental health treatment and improving timely access to mental health treatment utilizing strategies which are non-stigmatizing and non-discriminatory, presenting to community organizations and public agencies at monthly cultural events, and during monthly membership meetings.

On July 18, 2017, the Board of Supervisors approved Contract #74-377-8 with RYSE, Inc., a California Nonprofit Corporation, for the period from July 1, 2017 through June 30, 2018, which included a six-month automatic extension through December 31, 2018, for the provision of MHSA-PEI services.

Approval of Contract #74-377-9 replaces the automatic extension under the prior contract and allows the contractor to continue providing services through June 30, 2019.

CONSEQUENCE OF NEGATIVE ACTION:

If this contract is not approved, the contractor will not provide the health and wellness program which provides youth centered assessment goal setting, support and wellness services or the trauma response and resilience system providing support and response to incidents of violence to diverse cultural communities in West Contra Costa County.

CHILDREN'S IMPACT STATEMENT:

This MHSA-PEI program supports the following Board of Supervisors' community outcomes: "Families that are Safe, Stable, and Nurturing"; and "Communities that are Safe and Provide a High Quality of Life for Children and Families". Expected program outcomes include increases in social connectedness, communication skills, parenting skills, and knowledge of the human service system in Contra Costa County.





**Contra  
Costa  
County**

To: Board of Supervisors  
From: Robin Lipetzky, Public Defender  
Date: July 24, 2018

Subject: Catholic Charities of the Diocese of Oakland Renewal of Contract FY0630500

---

**RECOMMENDATION(S):**

APPROVE and AUTHORIZE the Public Defender, or designee, to execute a contract with Catholic Charities of the Diocese of Oakland DBA Catholic Charities of the East Bay, in an amount not to exceed \$872,553.00 to provide Civil Legal Deportation Defense and Community Services for Stand Together Contra Costa, for the period from July 1, 2018 through June 30, 2019.

**FISCAL IMPACT:**

The cost of this contract is funded with 46% AB109 Public Safety Realignment revenue and 54% Restricted Donation Revenue.

**BACKGROUND:**

On May 9, 2017, as part of the action to adopt the FY 2017/18 Recommended Budget, the Board of Supervisor referred to the Finance Committee for review and consideration a proposal for funding an immigrants rights program in Contra Costa County. The item was heard for the first time by the Finance Committee on June 26, 2017. On August 16, 2017, the Finance Committee received and reviewed a formal proposal for the project and voted to recommend the project for funding and implementation. On September 19, 2017, the Board of Supervisors unanimously voted to establish the project, Stand Together CoCo, and to approve \$500,000 in County funds to underwrite the project from January 1, 2018 through June 30, 2018,

---

APPROVE
  OTHER  
 RECOMMENDATION OF CNTY ADMINISTRATOR
  RECOMMENDATION OF BOARD COMMITTEE

---

Action of Board On: **07/24/2018**  APPROVED AS RECOMMENDED  OTHER

Clerks Notes:

**VOTE OF SUPERVISORS**

I hereby certify that this is a true and correct copy of an action taken and entered on the minutes of the Board of Supervisors on the date shown.

ATTESTED: July 24, 2018

Contact: Jessica Shepard,  
925-335-8019

David J. Twa, County Administrator and Clerk of the Board of Supervisors

By: , Deputy

cc:

BACKGROUND: (CONT'D)

with options to provide \$500,000 in County funds annually for two additional one-year terms (FY 18/19 and FY 19/20), subject to both renewed private funding and satisfactory program performance. On December 19, 2017 the Board of Supervisors unanimously voted to accept the recommendations of the review panel and authorized the Contra Costa County Office of the Public Defender to enter into a contract with Catholic Charities of the Diocese of Oakland DBA Catholic Charities of the East Bay for the period from January 1, 2018 through June 30, 2018. The contract was executed on January 31, 2018. The program successfully launched on March 1, 2018. On July 10, 2018, the Board of Supervisors accepted Stand Together Contra Costa Project Status Report for the first six months of operations.

CONSEQUENCE OF NEGATIVE ACTION:

If this contract is not approved, the Civil Legal Deportation Defense and Community Services currently provided by Stand Together Contra Costa would cease during a time of increasing anti-immigrant sentiment and policies. This would leave immigrant families in Contra Costa County even more vulnerable to actions or policies that result in disparate, discriminatory, or unlawful treatment.



Contra  
Costa  
County

To: Board of Supervisors  
From: Kathy Gallagher, Employment & Human Services Director  
Date: July 24, 2018

Subject: Contract with Seneca Family of Agencies for Wraparound Program Services to Increase Stability of Children

---

**RECOMMENDATION(S):**

APPROVE and AUTHORIZE the Employment and Human Services Director, or designee, to execute a contract with Seneca Family of Agencies, a non-profit corporation, in an amount not to exceed \$624,000 to provide Wraparound Program services Countywide to increase placement stability of children, for the period of July 1, 2018 through June 30, 2019.

**FISCAL IMPACT:**

This contract will increase budgeted expenditures by \$624,000, funded 40% with County General Fund revenues and 60% with State Realignment revenues.

**BACKGROUND:**

Seneca Family of Agencies (Contractor) was selected through the competitive bid process, Request For Proposal (RFP) 1162. Contractor will provide Wraparound Services, a community-based intervention program that provides children with service alternatives to group home care through expanded family-based services. Wraparound Services are services that are wrapped around a child living with his or her birth parent, relative, adoptive parent, foster parent or guardian. These services build on the strengths of each child and family and are tailored to address their unique and changing needs.

- 
- APPROVE  OTHER
  - RECOMMENDATION OF CNTY ADMINISTRATOR  RECOMMENDATION OF BOARD COMMITTEE
- 

Action of Board On: **07/24/2018**  APPROVED AS RECOMMENDED  OTHER

Clerks Notes:

**VOTE OF SUPERVISORS**

I hereby certify that this is a true and correct copy of an action taken and entered on the minutes of the Board of Supervisors on the date shown.

ATTESTED: July 24, 2018

Contact: Gina Chenoweth  
8-4961

David J. Twa, County Administrator and Clerk of the Board of Supervisors

By: , Deputy

cc:

CONSEQUENCE OF NEGATIVE ACTION:

At-risk youth in restrictive group home settings will have less opportunities to transition into family-based services.

CHILDREN'S IMPACT STATEMENT:

This contract supports four of the five community outcomes established in the Children's Report Card: 1) "Children Ready for and Succeeding in School"; 2) "Children and Youth Healthy and Preparing for Productive Adulthood"; 3) "Families that are Safe, Stable and Nurturing"; and, 4) "Communities that are Safe and Provide a High Quality of Life for Children and Families" by placing at risk youth into family-based or less restrictive service settings.



Contra  
Costa  
County

To: Board of Supervisors  
From: Anna Roth, Health Services Director  
Date: July 24, 2018

Subject: Amendment to Purchase Order with Steris Corporation

---

**RECOMMENDATION(S):**

APPROVE and AUTHORIZE the Purchasing Agent to execute, on behalf of the Health Services Director, an amendment to Purchase Order #F09018 with Steris Corporation. to increase the payment limit by \$100,000 to a new payment limit of \$175,000 for the purchase of medical supplies for the Sterile Processing Unit at the Contra Costa Regional Medical Center (CCRMC) with no change in the original term of September 1, 2017 through August 31, 2019.

**FISCAL IMPACT:**

100% funding is included in the Hospital Enterprise Fund I budget.

**BACKGROUND:**

Steris Corporation provides products that are used to run and clean steam machines and washers for surgical instruments, gastrointestinal scopes and case carts. In the Sterile Processing Unit, which is a part of the CCRMC Intra-Operative Unit, Steris (gas) is used for sterilizing all of our supplies and instruments needed for surgeries. The reason for this amendment is to increase the funding for this period in order to meet the demands in this Unit and provide safe care to all of our patients undergoing surgeries.

---

APPROVE

OTHER

RECOMMENDATION OF CNTY ADMINISTRATOR

RECOMMENDATION OF BOARD COMMITTEE

---

Action of Board On: **07/24/2018**  APPROVED AS RECOMMENDED  OTHER

Clerks Notes:

**VOTE OF SUPERVISORS**

I hereby certify that this is a true and correct copy of an action taken and entered on the minutes of the Board of Supervisors on the date shown.

ATTESTED: July 24, 2018

Contact: Jaspreet Benepal,  
925-370-5101

David J. Twa, County Administrator and Clerk of the Board of Supervisors

By: , Deputy

cc: Tasha Scott, Marcy Wilhelm, Margaret Harris

CONSEQUENCE OF NEGATIVE ACTION:

If this purchase order is not approved, the CCRMC Sterile Processing Unit cannot sterilize all instruments, scopes and supplies needed for all surgeries performed in the operating room.



Contra  
Costa  
County

To: Board of Supervisors  
From: Anna Roth, Health Services Director  
Date: July 24, 2018

Subject: Purchase Order with AGFA Healthcare Corporation

---

**RECOMMENDATION(S):**

APPROVE and AUTHORIZE the Purchasing Agent to execute, on behalf of the Health Services Director, a purchase order with AGFA Healthcare Corporation, in an amount not to exceed \$187,764 for the purchase of a DX-D100 wireless portable unit with digital radiology 14s/10s system for Contra Costa Regional Medical Center (CCRMC) and Health Centers.

**FISCAL IMPACT:**

100% Funding is included in the Hospital Enterprise Fund I budget.

**BACKGROUND:**

The Health Services Department uses AGFA products including their Picture Archive Communication System, Computed Radiology System, and Circles of Care for necessary service and maintenance support to the Cardiology and Diagnostic Imaging Unit's electronic imaging systems at the CCRMC and Health Centers. This new purchase will easily transition into the Departments' current AGFA equipment. Digital radiology provides clinicians with immediate access to imaging performed at the patient bedside or in any area outside of the main imaging unit at CCRMC, thereby eliminating delays in patient treatment, especially in times of critical care needs.

---

APPROVE

OTHER

RECOMMENDATION OF CNTY ADMINISTRATOR

RECOMMENDATION OF BOARD COMMITTEE

---

Action of Board On: **07/24/2018**  APPROVED AS RECOMMENDED  OTHER

Clerks Notes:

**VOTE OF SUPERVISORS**

I hereby certify that this is a true and correct copy of an action taken and entered on the minutes of the Board of Supervisors on the date shown.

ATTESTED: July 24, 2018

Contact: Jaspreet Benepal,  
925-370-5101

David J. Twa, County Administrator and Clerk of the Board of Supervisors

By: , Deputy

cc: Tasha Scott, Margaret Harris, Marcy Wilhelm

CONSEQUENCE OF NEGATIVE ACTION:

If this purchase order is not approved, this may delay critical patient care.





Contra  
Costa  
County

To: Board of Supervisors  
From: Anna Roth, Health Services Director  
Date: July 24, 2018

Subject: Contract #74-271-86(9) with Alex Smirnoff, M.D.

---

**RECOMMENDATION(S):**

APPROVE and AUTHORIZE the Health Services Director, or designee, to execute on behalf of the County, Contract #74-271-86(9) with Alex Smirnoff, M.D., an individual, in an amount not to exceed \$140,000, to provide Medi-Cal specialty mental health services for the period from July 1, 2018 through June 30, 2020.

**FISCAL IMPACT:**

This contract is funded 50% by Federal Medi-Cal and 50% by State Mental Health Realignment. (No rate increase)

**BACKGROUND:**

On January 14, 1997, the Board of Supervisors adopted Resolution #97/17, authorizing the Health Services Director to contract with the State Department of Mental Health, (now known as the Department of Health Care Services) to assume responsibility for Medi-Cal specialty mental health services. Responsibility for outpatient specialty mental health services involves contracts with individual, group and organizational providers to deliver these services.

On February 14, 2017, the Board of Supervisors approved Contract #74-271-86(8) with Alex Smirnoff, M.D. for the provision of Medi-Cal specialty mental health services, for the period from February 1, 2017

APPROVE

OTHER

RECOMMENDATION OF CNTY ADMINISTRATOR

RECOMMENDATION OF BOARD COMMITTEE

---

Action of Board On: **07/24/2018**  APPROVED AS RECOMMENDED  OTHER

Clerks Notes:

**VOTE OF SUPERVISORS**

I hereby certify that this is a true and correct copy of an action taken and entered on the minutes of the Board of Supervisors on the date shown.

ATTESTED: July 24, 2018

Contact: Matthew White, M.D.,  
925-957-5201

David J. Twa, County Administrator and Clerk of the Board of Supervisors

By: , Deputy

cc: Robert Curotto, marcy wilhelm

BACKGROUND: (CONT'D)

through June 30, 2018.

Approval of Contract #74-271-86(9) will allow the contractor to continue providing mental health services through June 30, 2020.

CONSEQUENCE OF NEGATIVE ACTION:

If this contract is not approved, services provided to Contra Costa Mental Health Plan Medi-Cal beneficiaries could be negatively impacted, including access to services, choice of providers, cultural competency, language capacity, geographical locations of service providers, and waiting lists.



Contra  
Costa  
County

To: Board of Supervisors  
From: Anna Roth, Health Services Director  
Date: July 24, 2018

Subject: CCHP Member Incentives to Promote Better Health Behaviors

---

**RECOMMENDATION(S):**

APPROVE and AUTHORIZE the Purchasing Agent to execute, on behalf of the Health Services Director, a Purchase Order in the amount of \$9,000 for \$20 Target gift cards to be used as an incentive for Contra Costa Health Plan (CCHP) members to participate in activities to improve their health, for the period from July 1, 2018 through December 31, 2018.

**FISCAL IMPACT:**

100% funded by CCHP Enterprise II Funds.

**BACKGROUND:**

Since 2000, the Board of Supervisors has approved utilization of small incentives for CCHP members. The California Department of Health Care Services recommends incentives to promote healthy behavior and the proposal and program were created following their guidelines.

Incentives are tied to the Healthcare Effectiveness Data and Information Set (HEDIS), which is used to determine how many “default” Medi-Cal members are assigned to CCHP, and subsequently increases the capitation CCHP is paid by the State. Ultimately, the higher the HEDIS rate the higher the default rate and capitation becomes, so the investment in incentives is expected to pay off monetarily. We are replenishing

---

APPROVE
  OTHER  
 RECOMMENDATION OF CNTY ADMINISTRATOR
  RECOMMENDATION OF BOARD COMMITTEE

---

Action of Board On: **07/24/2018**  APPROVED AS RECOMMENDED  OTHER

Clerks Notes:

**VOTE OF SUPERVISORS**

I hereby certify that this is a true and correct copy of an action taken and entered on the minutes of the Board of Supervisors on the date shown.

ATTESTED: July 24, 2018

Contact: Patricia Tanquary,  
925-313-6004

David J. Twa, County Administrator and Clerk of the Board of Supervisors

By: , Deputy

cc: Tasha Scott, Marcy Wilhelm, Deboran Everist

BACKGROUND: (CONT'D)

our stock as supply of gift cards is low.

W&I Code, Section 14407.1 and Title 28, CCR, Section 1300.46 authorized the use of non-monetary incentives to promote good health practices provided they are pre-approved by the Department of Health Care Services.

CONSEQUENCE OF NEGATIVE ACTION:

If this purchase order is not approved, CCHP and its Disease Management Program and Health Outreach efforts will lose an important tool for influencing member behavior, and the population's health may suffer as a consequence. Additionally, lack of member incentives may result in lower HEDIS measures, which could result in fewer Medi-Cal members being assigned to CCHP.



Contra  
Costa  
County

To: Board of Supervisors  
From: John Kopchik, Director, Conservation & Development Department  
Date: July 24, 2018

Subject: Weatherization Contract Amendment - Ambient Air (C49628)

---

**RECOMMENDATION(S):**

APPROVE and AUTHORIZE the Conservation and Development Director, or designee, to execute a contract amendment with Ambient Air Inc. (C49628) to extend the term from July 31, 2018 through December 31, 2019 and increase the payment limit by \$100,000 to a new payment limit of \$550,000, for the purchase and repair of heating equipment.

**FISCAL IMPACT:**

100% State and federal Weatherization Program Funds for a variety of weatherization projects throughout the County. No impact on the County General Fund.

**BACKGROUND:**

The Department of Conservation and Development (DCD) has partnered with the Employment and Human Services Department (EHSD) for the past 20 years to provide energy-saving home improvements to low income families throughout unincorporated Contra Costa County, as well as the County's 19 cities. This funding is provided by State and federal grant programs including, but not limited to, the Low Income Home Energy Assistance Program (LIHEAP), the Energy Crisis Intervention Program (ECIP), the Department of Energy (DOE), and the Cap and Trade Auction Funds for the Low Income Weatherization Program (LIWP) to reduce Greenhouse Gas Emissions.

APPROVE

OTHER

RECOMMENDATION OF CNTY ADMINISTRATOR

RECOMMENDATION OF BOARD COMMITTEE

---

Action of Board On: **07/24/2018**  APPROVED AS RECOMMENDED  OTHER

Clerks Notes:

**VOTE OF SUPERVISORS**

I hereby certify that this is a true and correct copy of an action taken and entered on the minutes of the Board of Supervisors on the date shown.

ATTESTED: July 24, 2018

Contact: Laura Glass  
925-674-7834

David J. Twa, County Administrator and Clerk of the Board of Supervisors

By: , Deputy

cc:

### BACKGROUND: (CONT'D)

With these grants, the Weatherization Program may provide homes with hot water heaters, furnaces, refrigerators, microwaves, doors, windows, LED (light emitting diode) light bulbs, LED night lights, Tier 2 Advanced power strips, occupancy sensors, weather-stripping, ceiling fans, and attic insulation.

Homes receive a blower door test (a diagnostic tool to locate and correct air infiltration), and homes with gas appliances receive a combustion appliance safety test that checks for carbon monoxide gas leakage. Homes with gas appliances are provided with a carbon monoxide alarm.

Many contracts with current Weatherization Program vendors providing services are expiring July 31, 2018. The most recent amendments were approved by the Board on August 1, 2017.

Under its grant funding contract, the Weatherization Program is required to meet minimum unit production goals (number of homes weatherized) by the end of its annual grant contract term. Failure to maintain the required production goals may result in the State reallocating our share of funding to other Counties and could jeopardize our future funding. These contracts will allow the Weatherization Program to have ready access to water heaters and other necessary supplies and equipment to weatherize homes and meet production goals.

### CONSEQUENCE OF NEGATIVE ACTION:

A denial would prevent DCD Weatherization Program from replacing or repairing of heating equipment.

### CHILDREN'S IMPACT STATEMENT:

Approval of this item will enable the Weatherization Program to purchase materials necessary to provide home energy efficiency improvements to low-income households, which reduces living expenses and improves comfort and quality of life for children residing in the households served. This supports outcomes Nos. 3 and 5 established in the Children's Report Card: (3) Families are economically self-sufficient; and (5) Families are safe, stable and nurturing.



Contra  
Costa  
County

To: Board of Supervisors  
From: John Kopchik, Director, Conservation & Development Department  
Date: July 24, 2018

Subject: Weatherization Contract Amendment - Ambient Air (C49622)

---

**RECOMMENDATION(S):**

APPROVE and AUTHORIZE the Conservation and Development Director, or designee, to execute a contract amendment with Ambient Air, Inc. (C49622), to extend the term from July 31, 2018 through December 31, 2019, with no change to the original payment limit of \$350,000 for the purchase or repair of air conditioning equipment.

**FISCAL IMPACT:**

100% State and Federal Weatherization Program Funds for a variety of weatherization projects throughout the County. No impact on the County General Fund.

**BACKGROUND:**

The Department of Conservation and Development (DCD) has partnered with the Employment and Human Services Department (EHSD) for the past 20 years to provide energy-saving home improvements to low income families throughout unincorporated Contra Costa County, as well as the County's 19 cities. This funding is provided by State and federal grant programs including, but not limited to, the Low Income Home Energy Assistance Program (LIHEAP), the Energy Crisis Intervention Program (ECIP), the Department of Energy (DOE), and the Cap and Trade Auction Funds for the Low Income Weatherization Program (LIWP) to reduce Greenhouse Gas Emissions.

---

APPROVE
  OTHER  
 RECOMMENDATION OF CNTY ADMINISTRATOR
  RECOMMENDATION OF BOARD COMMITTEE

---

Action of Board On: **07/24/2018**  APPROVED AS RECOMMENDED  OTHER

Clerks Notes:

**VOTE OF SUPERVISORS**

I hereby certify that this is a true and correct copy of an action taken and entered on the minutes of the Board of Supervisors on the date shown.

ATTESTED: July 24, 2018

Contact: Laura Glass  
925-674-7834

David J. Twa, County Administrator and Clerk of the Board of Supervisors

By: , Deputy

cc:

BACKGROUND: (CONT'D)

With these grants, the Weatherization Program may provide homes with hot water heaters, furnaces, refrigerators, microwaves, doors, windows, LED (light emitting diode) light bulbs, LED night lights, Tier 2 Advanced power strips, occupancy sensors, weather-stripping, ceiling fans, and attic insulation.

Homes receive a blower door test (a diagnostic tool to locate and correct air infiltration), and homes with gas appliances receive a combustion appliance safety test that checks for carbon monoxide gas leakage. Homes with gas appliances are provided with a carbon monoxide alarm.

Many contracts with current Weatherization Program vendors providing services are expiring July 31, 2018. The most recent amendments were approved by the Board on August 1, 2017.

Under its grant funding contract, the Weatherization Program is required to meet minimum unit production goals (number of homes weatherized) by the end of its annual grant contract term. Failure to maintain the required production goals may result in the State reallocating our share of funding to other Counties and could jeopardize our future funding. These contracts will allow the Weatherization Program to have ready access to water heaters and other necessary supplies and equipment to weatherize homes and meet production goals.

CONSEQUENCE OF NEGATIVE ACTION:

A denial would prevent DCD Weatherization Program from replacing or repairing of air conditioning equipment.

CHILDREN'S IMPACT STATEMENT:

Approval of this item will enable the Weatherization Program to purchase materials necessary to provide home energy efficiency improvements to low-income households, which reduces living expenses and improves comfort and quality of life for children residing in the households served. This supports outcomes Nos. 3 and 5 established in the Children's Report Card: (3) Families are economically self-sufficient; and (5) Families are safe, stable and nurturing.





Contra  
Costa  
County

To: Board of Supervisors  
From: John Kopchik, Director, Conservation & Development Department  
Date: July 24, 2018

Subject: General Plan Amendment Study for Policies Related to Warehouses and Similar Uses

---

**RECOMMENDATION(S):**

APPROVE and AUTHORIZE the Conservation and Development Department to process a County-initiated General Plan Amendment (GPA) to consider amending the Land Use Element and/or Conservation Element of the 2005-2020 Contra Costa County General Plan by adding policies addressing greenhouse gas emissions and air quality impacts related to warehousing and similar types of commercial and industrial development.

**FISCAL IMPACT:**

The proposed GPA is County-initiated, estimated to cost \$10,000, and will be financed 100% through Land Development Funds.

**BACKGROUND:**

DCD has seen an influx of applications for development of light industrial projects, particularly in the North Richmond community. These buildings are often built "on spec," meaning they are developed without a particular tenant or use committed to the project at the time of construction. As such, they could eventually house any number of uses including warehouses/distribution centers, food processing and storage facilities, light manufacturing facilities, etc. These uses, and the buildings they occupy, tend to have several common characteristics: 1) they consume significant amounts of electricity; 2) they have large, flat roof surfaces and

---

APPROVE
  OTHER  
 RECOMMENDATION OF CNTY ADMINISTRATOR
  RECOMMENDATION OF BOARD COMMITTEE

---

Action of Board On: **07/24/2018**  APPROVED AS RECOMMENDED  OTHER

Clerks Notes:

**VOTE OF SUPERVISORS**

I hereby certify that this is a true and correct copy of an action taken and entered on the minutes of the Board of Supervisors on the date shown.

ATTESTED: July 24, 2018

Contact: Will Nelson (925)  
674-7791

David J. Twa, County Administrator and Clerk of the Board of Supervisors

By: , Deputy

cc:

## BACKGROUND: (CONT'D)

parking areas; 3) they generate significant truck traffic; and 4) their construction involves disturbance of large surface areas. Certain large retail uses, such as big-box stores and shopping centers, may have similar characteristics. Providing enough electricity to meet the energy demand of such facilities can increase greenhouse gas emissions. These facilities also can negatively impact air quality in surrounding communities during their construction and operation, mainly through emissions of particulate matter. However, because of their expansive roof and parking areas, these facilities also possess great potential for solar electrical generation.

On May 7, 2018, the Board's Ad Hoc Committee on Sustainability accepted a report from DCD staff (Attachment A) on recent efforts to address the impacts and opportunities presented by this kind of development. After accepting the report and opening the item for discussion, the Committee directed staff to explore amendments to the General Plan that would provide policy support for requiring, through project conditions of approval, light industrial and commercial buildings/uses to be constructed and operated in a manner that reduces air quality impacts on surrounding communities and greenhouse gas emissions. Examples of such conditions include, but are not limited to:

- Requiring "solar-ready" construction, meaning buildings are structurally able to support rooftop solar panels, include appropriate electrical panels and conduits, etc.;
- Upon securing a building tenant, requiring installation of solar panels sufficient to supply the tenant's base electrical load;
- Requiring loading dock areas to be electrified to allow Transport Refrigeration Units (more commonly known as refrigeration trucks) and future electric trucks to be plugged in;
- Requiring use of "clean fleet" vehicles onsite to the maximum extent possible; and
- Requiring period sweeping of driveways and parking areas to remove tire wear and brake dust.

Should the Board give authorization to proceed with the GPA, staff may be able to provide draft General Plan policies for the Board's consideration by the end of this year.

## CONSEQUENCE OF NEGATIVE ACTION:

If the proposed GPA process is not authorized, then no changes will be made to the General Plan to address air quality impacts related to commercial and industrial development.

## ATTACHMENTS

Attachment A - 5/7/2018 Staff Report to Ad Hoc Committee on Sustainability



# Contra Costa County Board of Supervisors

## Subcommittee Report

### AD HOC COMMITTEE ON SUSTAINABILITY

6.

**Meeting Date:** 05/07/2018

**Subject:** CONSIDER staff report on strategies for reducing greenhouse gas emissions associated with warehouse facilities in the unincorporated County

**Department:** Conservation & Development

**Referral No.:** N/A

**Referral Name:** N/A

**Presenter:** Brian Balbas, CCC Public Works    **Contact:** Jody London (925)674-7871  
Dept.

### **Referral History:**

The Contra Costa County Climate Action Plan (2015) establishes goals for reducing emissions of greenhouse gases in the transportation sector and increasing the amount of renewable energy generated in Contra Costa County. The Climate Action Plan discusses prohibiting unnecessary idling of off-road and heavy equipment. It also establishes goals for zero net energy construction and installing rooftop energy systems on commercial buildings, with a focus on warehouses or other structures with large surface area roofs.

The Bay Area Air Quality Management District has adopted the following Best Management Practices aimed at limiting emissions of greenhouse gases and other pollutants during a project's construction phase. DCD staff includes these measures in project approvals as appropriate:

### **Air Quality**

1. The following Bay Area Air Quality Management District, Basic Construction mitigation measures shall be implemented during project construction and shall be included on all construction plans:
  - a. All exposed surfaces (e.g., parking areas, staging areas, soil piles, graded areas, and unpaved access roads) shall be watered two times per day.
  - b. All haul trucks transporting soil, sand or other loose material off-site shall be covered.
  - c. all visible mud or dirt track-out onto adjacent public roads shall be removed using wet power vacuum street sweepers at least once per day. The use of dry power sweeping is prohibited.
  - d. Sweep daily (with water sweepers) all paved access roads, parking areas and staging areas at construction sites.
  - e. Hydroseed or apply (non-toxic) soil stabilizers to inactive construction areas (previously graded areas inactive for ten days or more).
  - f. Enclose, cover, water twice daily or apply (non-toxic) soil binders to exposed stockpiles (dirt, sand, etc.).

- g. Install sandbags or other erosion control measures to prevent silt runoff to public roadways.
- h. Replant vegetation in disturbed areas as quickly as possible.
- i. All vehicle speeds on unpaved roads shall be limited to 15 mph.
- j. All roadways, driveways and sidewalks to be paved shall be completed as soon as possible. Building pads shall be laid as soon as possible after grading unless seeding or soil binders are used.
- k. Idling times shall be minimized either by shutting equipment off when not in use or reducing the maximum idling time to 5 minutes (as required by the California airborne toxics control measure Title 13, Section 2485 of California Code of Regulations [CCR]). Clear signage shall be provided for construction workers at all access points.
- l. All construction equipment shall be maintained and properly in tuned in accordance with manufacturer's specifications. All equipment shall be checked by a certified mechanic and determined to be running in proper condition prior to operation.
- m. Post publicly visible sign with the telephone number and person to contact at the lead agency regarding dust complaints. This person shall respond and take corrective action within 48 hours. The Air District's phone number shall also be visible to ensure compliance with applicable regulations.

The following are examples of mitigation measures developed for recent projects that have potential to generate substantial amounts of air pollutants:

- 2. Implement the following measures during all phases of the project.
  - a. 30 days prior to applying for building permits for tenant improvement plans, the applicant/tenant shall submit plans for review and approval of CDD staff, which provide for a trucker's lounge appropriately sized for the square-footage/use intended for the space being occupied.
  - b. Applicant/tenant shall electrify all loading docks to accommodate diesel-powered Transport Refrigeration Units (and similar pieces of equipment) and future use of electric trucks. both semi-trucks and delivery trucks (e.g., installation of conduit specifically designated for truck charging equipment in the future).
  - c. All Transportation Refrigeration Units and similar pieces of equipment shall be plugged-in as soon as feasibly possible when entering the property.
  - d. Applicant/tenant shall inform all truck drivers that idling is strictly prohibited on the warehouse property and adjacent streets in North Richmond.
  - e. Applicant/tenant shall periodically sweep warehouse property to remove road dust/tire wear/brake dust in parking lots.
  - f. Applicant/tenant shall not use diesel back-up generators on property unless absolutely necessary. If absolutely necessary, generators shall have Best Available Control Technology (BACT) that meets CARB's Tier 4 emission standards or meet the most stringent in-use standard, whichever has the least emissions.
  - g. Applicant/tenant shall use "clean fleet" (e.g., Zero or very low emissions, high efficiency, electric and/or alternative fuel vehicles) to the maximum extent possible. At minimum, the applicant/tenant shall demonstrate compliance to the satisfaction of CD staff, that all CARB requirements to control emissions from diesel engines have been met.
  - h. Install sound walls and/or vegetation, when appropriate, to effectively block diesel emissions from nearby sensitive receptors (e.g., schools and residential neighborhoods).
  - i. Within 30-days of occupancy, applicant/tenant shall demonstrate to the satisfaction of CDD staff, that zero-emission technology forklifts (e.g., battery electric and hydrogen

fuel cell) are being used for all operations (both indoor and outdoor) on the subject property.

### **Solar Power**

3. Prior to building permit issuance, the applicant shall submit evidence to CDD staff for review and approval, demonstrating that the subject buildings have been made solar ready by meeting exceeding the current California Building Code (e.g., structurally able to support solar panels on roofs, appropriately sized electrical panels and conduit, etc.).
4. The project sponsor shall include with the tenant improvement building permit application, sufficient solar panels to provide power for the tenant's base power use. Project sponsor shall include analysis of projected power requirements and generating capacity for solar installation. Completion of the solar project will be a condition of the occupancy of the tenant's space. The minimum amount of solar installed will be sufficient for warehouse use which is .06ks/SF or XXX kw.
5. Prior to issuance of the initial building permit, the applicant shall also pay the Contra Costa County, Department of Conservation and Development, Current Planning Division, a flat not-to-exceed amount of \$XXX as its fair share contribution towards the cost of planning and/or constructing a Solar Project for the benefit of the North Richmond area. The Solar Project must benefit North Richmond residents as mitigation for the constructions of a warehouse project with its associated emissions and truck traffic. The County will work with the District One Supervisor and the North Richmond Community to define and develop the Solar Project.

### **Referral Update:**

As the County has considered recent individual applications for new warehouse facilities, the County has included in conditions of approval requirements that will mitigate emissions from the operations of those facilities. The County also has included requirements for solar energy on warehouse rooftops and other measures that have the potential to increase the amount of renewable energy generated in Contra Costa County.

### **Recommendation(s)/Next Step(s):**

CONSIDER staff report on strategies for reducing greenhouse gas emissions associated with warehouse facilities in the unincorporated County and PROVIDE DIRECTION.

### **Fiscal Impact (if any):**

No impact to the General Fund at this time.

---

### **Attachments**

*No file(s) attached.*

---



**Contra  
Costa  
County**

To: Board of Supervisors  
From: Kathy Gallagher, Employment & Human Services Director  
Date: July 24, 2018

Subject: Operations Update of the Employment and Human Services Department, Community Services Bureau

---

**RECOMMENDATION(S):**

ACCEPT the June 2018 update of the operations of the Employment and Human Services Department, Community Services Bureau, as recommended by the Employment and Human Services Director.

**FISCAL IMPACT:**

None.

**BACKGROUND:**

The Employment and Human Services Department submits a monthly report to the Contra Costa County Board of Supervisors (BOS) to ensure ongoing communication and updates to the County Administrator and BOS regarding any and all issues pertaining to the Head Start Program and Community Services Bureau.

---

APPROVE

OTHER

RECOMMENDATION OF CNTY ADMINISTRATOR

RECOMMENDATION OF BOARD COMMITTEE

---

Action of Board On: **07/24/2018**  APPROVED AS RECOMMENDED  OTHER

Clerks Notes:

**VOTE OF SUPERVISORS**

I hereby certify that this is a true and correct copy of an action taken and entered on the minutes of the Board of Supervisors on the date shown.

ATTESTED: July 24, 2018

Contact: Elaine Bures  
608-4960

David J. Twa, County Administrator and Clerk of the Board of Supervisors

By: , Deputy

cc:

## ATTACHMENTS

CSB June 2018 CAO Report

CSB June 2018 HS Fiscal

CSB June 2018 EHS Fiscal

CSB June 2018 CACFP

CSB June 2018 Credit Card Report

CSB June 2018 LIHEAP

CSB June 2018 Partnership 1

CSB June 2018 Menu

CSB June 2018 Community

Assessment



To: David Twa, Contra Costa County Administrator  
From: Kathy Gallagher, EHSD Director  
Subject: Community Services Monthly Report  
Date: June 2018

---

### News /Accomplishments

- June 29 marked the last day of providing services to children and families at CSB's Brookside center in Richmond. Brookside opened its doors in 1990, after being transformed from a youth detention facility into a beautiful childcare center and central kitchen, home to the production of over 40,000 meals served each month to CSB's children. Several factors, including recent long-term environmental concerns resulting from inactive pipelines underground and the close proximity of the BNSF railway line led us to the hard decision of closing the doors to direct services. During the last week of services, Brookside staff and families recounted endless stories of relationships with the hundreds of families who walked through the doors, harvest fairs, celebrations, parking-lot floods, train horns endlessly interrupting conversations, wild turkeys, gardens and more. Celebrations at the center included a multi-generational band with Ron Pipa, CSB Education Manager, on his accordion and Brookside children and parents joining in with their instruments. We will continue to house some managers' offices and the central kitchen at the center, until we find a location large enough for the 40,000 meals per month for our children.
- CSB's delegate agency, First Baptist Head Start, celebrated the opening of their new Lone Tree children's center in Antioch with a Ribbon Cutting Ceremony on Tuesday, June 26 from 11:00 am to 1:00 pm. They will also be conducting interviews on July 18<sup>th</sup> to hire a new Executive Director. CSB is supporting them fully with both endeavors.
- CSB's Partner unit started a new professional growth activity to build and enhance relationships with new and existing community partners through established bimonthly meetings for all early childhood education leaders. The most recent event covered wellness activities, I Am Moving I Am Learning, Curriculum Implementation with Fidelity, follow up and resources on School Readiness Goals, Early Learning Outcomes Framework, Child Outcomes Report, PITC (Program for Infants/Toddlers Caregivers), Monitoring Results and Coaching. These Learning Communities, as we call them, are well received.
- La Tonya Saucer, Site Supervisor at George Miller III in Richmond, was interviewed and photographed as part of EHSD's staff recruitment effort. La Tonya shared her story about how she began her journey with CSB first as a parent, then being hired as an Associate Teacher, Teacher, Master Teacher and lastly a Site Supervisor I. CSB was delighted at the opportunity to share an employee story the fully embodies the work we do to support individuals to thrive as contributing members of the community.
- The Comprehensive Services team, Site Supervisors and CEU (Centralized Enrollment Unit) are working in collaboration on children's enrollment for the new program year, and supporting families with transitioning children out of preschool and into kindergarten by providing summer activities and child care information for services in the summer.

  
1470 Civic Court,  
Suite 200  
Concord, CA  
94520

  
P: 925 681 6300  
F: 925 313 8301

  
[www.cccounty.us/ehsd](http://www.cccounty.us/ehsd)





- The Economic Opportunity Council has developed a new mission statement specific to the Community Action program and in alignment with both CSB and EHSD mission statements:

*This mission of the Economic Opportunity Council and the Community Action Agency of Contra Costa County is to arm the community with hope, knowledge, resources and voice. Through our advocacy, inclusion, and influence we promote pathways out of poverty to unbar the door to full participation and self-sufficiency.*

**I. Status Updates:**

**a. Caseloads, workload (all programs)**

- o Head Start enrollment: 98.3%
- o Early Head Start enrollment: 103%
- o Early Head Start Child Care Partnership enrollment: 100%
- o Early Head Start Child Care Partnership # 2 enrollment: 70.5%
- o Head Start Average Daily Attendance: 86.67%
- o Early Head Start Average Daily Attendance: 87%
- o Early Head Start Child Care Partnership Attendance: 87%
- o Stage 2: 415 families and 654 children
- o CAPP: 139 families and 242 children
  - In total: 554 families and 896 children
  - Incoming transfers from Stage 1: 26 families and 33 children
- o LIHEAP: 202 households have been assisted
- o Weatherization: 14 units

**b. Staffing:**

- o During the month of June, CSB started the hiring process for one Experienced Level Clerk, one Child Nutrition Food Services Transporter-Project, one Teacher-Project, one Infant/toddler Associate Teacher-Project, one Master Teacher –Project and one Associate Teacher-Project. Additionally, temporary staff within various teaching classifications are in the process of being hired.
- o The hiring process is fully on-line through the County’s HR Neogov System and it takes a very long time due to the various review levels and the staffing shortage at the HR Department. The delays in the hiring of new staff have a significant impact on the Bureau’s ability to fill vacancies timely, and it impacts our service delivery.
- o The Bureau continues to have challenges with filling vacant positions within the Infant/Toddler teaching classifications due to Nation-wide, State-wide and local-wide shortage of teaching staff. We continue to “grow our own” through our trainee programs. The bureau is in the process of interviewing to fill two vacant Comprehensive Services Manager-Project positions.

**c. Union Issues:**

- CSB held three Meet and Confer sessions with Local 1 for negotiating wages for CSB employees represented by the Union effective July 1, 2018. The Union is working on scheduling a follow-up meeting in late July.

**II. Emerging Issues and Hot Topics:**

- The Governor signed the 2018-19 State budget, which has some positive impacts on CSB, including a 2.71% COLA adjustment for the CSPP and CCTR contracts and the possibility of quality improvement funding.

CONTRA COSTA COUNTY  
COMMUNITY SERVICES BUREAU  
**2018 HEAD START PROGRAM**  
May 2018 Expenditures

1 DESCRIPTION	2 YTD Actual	3 Total Budget	4 Remaining Budget	5 % YTD
a. PERSONNEL	\$ 1,705,723	\$ 3,954,677	\$ 2,248,954	43%
b. FRINGE BENEFITS	1,048,281	2,519,058	1,470,777	42%
c. TRAVEL	-	-	-	0%
d. EQUIPMENT	-	-	-	0%
e. SUPPLIES	52,509	143,000	90,491	37%
f. CONTRACTUAL	1,202,443	7,066,378	5,863,935	17%
g. CONSTRUCTION	-	-	-	0%
h. OTHER	500,829	1,500,246	999,417	33%
<b>I. TOTAL DIRECT CHARGES</b>	<b>\$ 4,509,784</b>	<b>\$ 15,183,359</b>	<b>\$ 10,673,575</b>	<b>30%</b>
j. INDIRECT COSTS	460,658	945,168	484,510	49%
<b>k. TOTAL-ALL BUDGET CATEGORIES</b>	<b>\$ 4,970,442</b>	<b>\$ 16,128,527</b>	<b>\$ 11,158,085</b>	<b>31%</b>
<i>In-Kind (Non-Federal Share)</i>	<b>\$ 1,730,603</b>	<b>\$ 4,032,132</b>	<b>\$ 2,301,529</b>	<b>43%</b>

CONTRA COSTA COUNTY  
COMMUNITY SERVICES BUREAU  
**2018 HEAD START PROGRAM**  
May 2018 Expenditures

1	2	3	4	5	6	7	8
	Jan-18 thru Mar-18	Actual Apr-18	Actual May-18	Total YTD Actual	Total Budget	Remaining Budget	% YTD
<b>a. Salaries &amp; Wages (Object Class 6a)</b>							
Permanent 1011	923,758	314,252	297,855	1,535,865	3,403,950	1,868,085	45%
Temporary 1013	113,591	29,067	27,200	169,858	550,727	380,869	31%
<b>a. PERSONNEL (Object class 6a)</b>	<b>1,037,349</b>	<b>343,320</b>	<b>325,054</b>	<b>1,705,723</b>	<b>3,954,677</b>	<b>2,248,954</b>	<b>43%</b>
<b>b. FRINGE (Object Class 6b)</b>	<b>641,298</b>	<b>206,071</b>	<b>200,912</b>	<b>1,048,281</b>	<b>2,519,058</b>	<b>1,470,777</b>	<b>42%</b>
<b>e. SUPPLIES (Object Class 6e)</b>							
1. Office Supplies	19,372	6,452	5,202	31,026	32,000	974	97%
2. Child and Family Services Supplies (Includesclassroom Supj	2,641	7,208	369	10,219	50,000	39,781	20%
4. Other Supplies							
Computer Supplies, Software Upgrades, Computer Replace	29	41	2,295	2,364	45,000	42,636	5%
Health/Safety Supplies	3,355	-	884	4,239	5,000	761	85%
Mental helath/Diasabilities Supplies	-	-	-	-	1,000	1,000	0%
Miscellaneous Supplies	736	3,429	254	4,419	8,000	3,581	55%
Household Supplies	-	159	82	242	2,000	1,758	12%
<b>TOTAL SUPPLIES (6e)</b>	<b>26,132</b>	<b>17,290</b>	<b>9,087</b>	<b>52,509</b>	<b>143,000</b>	<b>90,491</b>	<b>37%</b>
<b>f. CONTRACTUAL (Object Class 6f)</b>							
1. Adm Svcs (e.g., Legal, Accounting, Temporary Contracts)	6,004	9,028	2,504	17,536	58,000	40,464	30%
Estimated Medical Revenue from Medi-Cal (Org 1432 - cred	-	-	-	-	(500,000)	(500,000)	0%
Health Consultant	11,200	4,480	2,240	17,920	45,700	27,780	39%
5. Training & Technical Assistance - PA11							
Interaction	-	-	-	-	6,000	6,000	0%
Diane Godard (\$50,000/2)	1,600	2,700	4,125	8,425	15,000	6,575	56%
Josephine Lee (\$35,000/2)	450	570	455	1,475	14,300	12,825	10%
Susan Cooke (\$60,000/2)	-	-	-	-	10,400	10,400	
7. Delegate Agency Costs							
First Baptist Church Head Start PA22	-	313,908	-	313,908	2,101,965	1,788,057	15%
First Baptist Church Head Start PA20	-	-	-	-	8,000	8,000	0%
8. Other Contracts							
FB-Fairgrounds Partnership (Wrap)	11,910	6,108	-	18,018	74,213	56,195	24%
FB-Fairgrounds Partnership	28,800	14,400	14,400	57,600	183,600	126,000	31%
FB-E. Leland/Mercy Housing Partnership	-	-	-	-	-	-	
Martinez ECC (18 HS slots x \$225/mo x 12/mo)	18,000	9,000	9,000	36,000	108,000	72,000	33%
YMCA of the East Bay	-	93,450	47,600	141,050	571,200	430,150	25%
Child Outcome Planning and Administration (COPA/Nulinx)	964	-	-	964	20,000	19,036	5%
Enhancement/wrap-around HS slots with State CD Program	1,918	582,571	5,057	589,546	4,350,000	3,760,454	14%
<b>f. CONTRACTUAL (Object Class 6f)</b>	<b>80,845</b>	<b>1,036,215</b>	<b>85,382</b>	<b>1,202,443</b>	<b>7,066,378</b>	<b>5,863,935</b>	<b>17%</b>
<b>h. OTHER (Object Class 6h)</b>							
2. Bldg Occupancy Costs/Rents & Leases	51,167	18,392	27,640	97,200	216,000	118,800	45%
(Rents & Leases/Other Income)	-	-	-	-	-	-	
4. Utilities, Telephone	55,894	22,428	21,715	100,037	295,000	194,963	34%
5. Building and Child Liability Insurance	2,707	-	-	2,707	3,000	294	90%
6. Bldg. Maintenance/Repair and Other Occupancy	7,151	7,838	-	14,989	100,000	85,011	15%
8. Local Travel (55.5 cents per mile effective 1/1/2012)	6,497	4,503	3,345	14,345	50,000	35,655	29%
9. Nutrition Services							
Child Nutrition Costs	39,303	36,800	34,799	110,903	310,000	199,097	36%
(CCFP & USDA Reimbursements)	-	(17,527)	(20,380)	(37,907)	(230,000)	(192,093)	16%
13. Parent Services							
Parent Conference Registration - PA11	784	-	-	784	9,000	8,216	9%
Parent Resources (Parenting Books, Videos, etc.) - PA11	-	-	-	-	1,000	1,000	0%
PC Orientation, Trainings, Materials & Translation - PA11	3,098	3,862	-	6,960	7,700	740	90%
Policy Council Activities	21	-	-	21	4,000	3,979	1%
Male Involvement Activities	-	-	-	-	2,500	2,500	0%
Parent Activities (Sites, PC, BOS luncheon) & Appreciation	2,825	-	-	2,825	5,500	2,675	51%
Child Care/Mileage Reimbursement	732	1,128	-	1,860	5,100	3,240	36%
14. Accounting & Legal Services							
Auditor Controllers	-	940	-	940	2,000	1,060	47%
Data Processing/Other Services & Supplies	2,870	1,446	1,446	5,761	15,000	9,239	38%
15. Publications/Advertising/Printing							
Outreach/Printing	-	-	-	-	100	100	0%
Recruitment Advertising (Newspaper, Brochures)	-	-	-	-	2,500	2,500	0%
16. Training or Staff Development							
Agency Memberships (WIPFLI, Meeting Fees, NHSA, NAE	286	4,614	250	5,151	22,098	16,947	23%
Staff Trainings/Dev. Conf. Registrations/Memberships - PA	6,403	20,444	6,148	32,995	48,000	15,005	69%
Family, Community and Parent Involvement	-	-	-	-	95,000	95,000	0%
17. Other							
Site Security Guards	3,123	6,804	1,062	10,989	35,000	24,011	31%
Dental/Medical Services	-	-	-	-	1,000	1,000	0%
Vehicle Operating/Maintenance & Repair	13,730	3,786	6,565	24,081	80,000	55,919	30%
Equipment Maintenance Repair & Rental	37,983	20,401	21,083	79,466	222,000	142,534	36%
Dept. of Health and Human Services-data Base (CORD)	1,825	1,825	912	4,562	12,000	7,439	38%
Other Operating Expenses (Facs Admin/Other admin)	13,652	5,208	3,302	22,162	186,748	164,586	12%
Other Departmental Expenses	-	-	-	-	-	-	
<b>h. OTHER (6h)</b>	<b>250,051</b>	<b>142,892</b>	<b>107,886</b>	<b>500,829</b>	<b>1,500,246</b>	<b>999,417</b>	<b>33%</b>
<b>i. TOTAL DIRECT CHARGES (6a-6h)</b>	<b>2,035,675</b>	<b>1,745,788</b>	<b>728,321</b>	<b>4,509,784</b>	<b>15,183,359</b>	<b>10,673,575</b>	<b>30%</b>
<b>j. INDIRECT COSTS</b>	<b>238,700</b>	<b>114,461</b>	<b>107,497</b>	<b>460,658</b>	<b>945,168</b>	<b>484,510</b>	<b>49%</b>
<b>k. TOTALS (ALL BUDGET CATEGORIES)</b>	<b>2,274,375</b>	<b>1,860,249</b>	<b>835,818</b>	<b>4,970,442</b>	<b>16,128,527</b>	<b>11,158,085</b>	<b>31%</b>
<b>Non-Federal Share (In-kind)</b>	<b>568,594</b>	<b>744,100</b>	<b>417,909</b>	<b>1,730,603</b>	<b>4,032,132</b>	<b>2,301,529</b>	<b>43%</b>

CONTRA COSTA COUNTY  
COMMUNITY SERVICES BUREAU  
**2018 EARLY HEAD START PROGRAM**  
May 2018 Expenditures

1 DESCRIPTION	2 YTD Actual	3 Total Budget	4 Remaining Budget	5 % YTD
<b>a. PERSONNEL</b>	\$ 129,807	\$ 601,077	\$ 471,270	22%
<b>b. FRINGE BENEFITS</b>	78,634	384,355	305,721	20%
<b>c. TRAVEL</b>	-	-	-	0%
<b>d. EQUIPMENT</b>	-	-	-	0%
<b>e. SUPPLIES</b>	5,692	16,800	11,108	34%
<b>f. CONTRACTUAL</b>	1,236,419	2,292,672	1,056,253	54%
<b>g. CONSTRUCTION</b>	-	-	-	0%
<b>h. OTHER</b>	18,079	99,983	81,904	18%
<b>I. TOTAL DIRECT CHARGES</b>	\$ 1,468,631	\$ 3,394,887	\$ 1,926,256	43%
<b>j. INDIRECT COSTS</b>	37,390	143,657	106,267	26%
<b>k. TOTAL-ALL BUDGET CATEGORIES</b>	<b>\$ 1,506,021</b>	<b>\$ 3,538,544</b>	<b>\$ 2,032,523</b>	<b>43%</b>
<i>In-Kind (Non-Federal Share)</i>	<i>\$ 376,505</i>	<i>\$ 884,636</i>	<i>\$ 508,131</i>	<i>43%</i>

CONTRA COSTA COUNTY  
COMMUNITY SERVICES BUREAU  
**2018 EARLY HEAD START PROGRAM**  
May 2018 Expenditures

1	2	3	4	5	6	7	8
	Jan-18 thru Mar-18	Actual Apr-18	Actual May-18	Total YTD Actual	Total Budget	Remaining Budget	% YTD
<b>Expenditures</b>							
<b>a. Salaries &amp; Wages (Object Class 6a)</b>							
Permanent 1011	86,807	13,761	16,664	117,233	519,798	402,565	23%
Temporary 1013	7,022	2,535	3,016	12,574	81,279	68,705	15%
<b>a. PERSONNEL (Object class 6a)</b>	<b>93,830</b>	<b>16,296</b>	<b>19,681</b>	<b>129,807</b>	<b>601,077</b>	<b>471,270</b>	<b>22%</b>
<b>b. FRINGE (Object Class 6b)</b>	<b>57,054</b>	<b>9,856</b>	<b>11,723</b>	<b>78,634</b>	<b>384,355</b>	<b>305,721</b>	<b>20%</b>
<b>e. SUPPLIES (Object Class 6e)</b>							
1. Office Supplies	95	4,304	115	4,513	8,000	3,487	56%
2. Child and Family Serv. Supplies/classroom St	-	14	12	25	4,000	3,975	1%
4. Other Supplies	-	-	-	-	-	-	-
Computer Supplies, Software Upgrades, Con	-	-	3	3	2,000	1,997	0%
Health/Safety Supplies	693	-	-	693	1,500	807	46%
Miscellaneous Supplies	-	434	23	457	1,300	843	35%
Household Supplies	-	-	-	-	-	-	-
<b>e. SUPPLIES (Object Class 6e)</b>	<b>788</b>	<b>4,752</b>	<b>152</b>	<b>5,692</b>	<b>16,800</b>	<b>11,108</b>	<b>34%</b>
<b>f. CONTRACTUAL (Object Class 6f)</b>							
1. Adm Svcs ( Legal, Accounting, Temporary Cc	-	-	-	-	1,000	1,000	0%
2. Health/Disabilities Services	-	-	-	-	-	-	-
Health Consultant	3,840	1,920	960	6,720	19,500	12,780	34%
5. Training & Technical Assistance - PA11	-	-	-	-	-	-	-
Interaction	-	-	-	-	5,500	5,500	0%
Diane Godard	-	-	-	-	7,500	7,500	0%
Josephine Lee (\$35,000/2)	-	-	-	-	5,000	5,000	0%
Susan Cooke (\$60,000/2)	-	-	-	-	6,500	6,500	0%
8. Other Contracts	-	-	-	-	-	-	-
FB-Fairgrounds Partnership	12,000	6,000	-	18,000	84,000	66,000	21%
FB-E. Leland/Mercy Housing Partnership	15,000	30,000	15,000	60,000	180,000	120,000	33%
Apiranet	81,000	80,500	40,500	202,000	388,800	186,800	52%
Crossroads	-	70,000	10,000	80,000	110,000	30,000	73%
Martinez ECC	16,000	8,000	8,000	32,000	96,000	64,000	33%
Child Outcome Planning & Admini. (COPA/Ni	199	-	-	199	3,000	2,801	7%
Enhancement/wrap-around HS slots with Sta	407,254	220,563	209,683	837,500	1,385,872	548,372	60%
<b>f. CONTRACTUAL (Object Class 6f)</b>	<b>535,293</b>	<b>416,983</b>	<b>284,143</b>	<b>1,236,419</b>	<b>2,292,672</b>	<b>1,056,253</b>	<b>54%</b>
<b>h. OTHER (Object Class 6h)</b>							
2. Bldg Occupancy Costs/Rents & Leases	143	101	227	471	1,800	1,329	26%
(Rents & Leases/Other Income)	-	-	-	-	-	-	-
4. Utilities, Telephone	952	120	230	1,302	5,600	4,298	23%
5. Building and Child Liability Insurance	-	-	-	-	-	-	-
6. Bldg. Maintenance/Repair and Other Occupa	129	24	50	203	7,200	6,997	3%
8. Local Travel (55.5 cents per mile)	614	721	159	1,494	6,500	5,006	23%
9. Nutrition Services	-	-	-	-	-	-	-
Child Nutrition Costs	-	156	147	303	1,100	797	28%
(CCFP & USDA Reimbursements)	-	-	-	-	(800)	(800)	-
13. Parent Services	-	-	-	-	-	-	-
Parent Conference Registration - PA11	-	-	-	-	2,000	2,000	0%
Parent Resources (Parenting Books, Videos	305	80	-	384	2,000	1,616	19%
PC Orientation, Trainings, Materials & Trans	58	-	953	1,011	4,000	2,989	25%
Policy Council Activities	-	-	-	-	1,000	1,000	0%
Parent Activities (Sites, PC, BOS luncheon)	-	-	-	-	500	500	0%
Child Care/Mileage Reimbursement	91	73	-	164	1,500	1,336	11%
14. Accounting & Legal Services	-	-	-	-	-	-	-
Data Processing/Other Services & Supplies	593	299	299	1,191	3,200	2,009	37%
15. Publications/Advertising/Printing	-	-	-	-	-	-	-
Recruitment Advertising (Newspaper, Brochu	-	-	-	-	100	100	-
16. Training or Staff Development	-	-	-	-	-	-	-
Agency Memberships (WIPFLI, Meeting Fee	60	-	-	60	20,200	20,140	0%
Staff Trainings/Dev. Conf. Registrations/Mei	563	1,970	1,256	3,789	30,244	26,455	13%
17. Other	-	-	-	-	-	-	-
Site Security Guards	-	752	-	752	1,000	248	75%
Vehicle Operating/Maintenance & Repair	1,710	496	3,152	5,358	8,000	2,642	67%
Equipment Maintenance Repair & Rental	2	882	-	885	1,000	115	88%
Other Operating Expenses (Facs Admin/Othc	453	175	85	713	3,839	3,126	19%
Other Departmental Expenses	-	-	-	-	-	-	-
<b>h. OTHER (6h)</b>	<b>5,672</b>	<b>5,849</b>	<b>6,558</b>	<b>18,079</b>	<b>99,983</b>	<b>81,904</b>	<b>18%</b>
<b>i. TOTAL DIRECT CHARGES (6a-6h)</b>	<b>692,636</b>	<b>453,737</b>	<b>322,257</b>	<b>1,468,631</b>	<b>3,394,887</b>	<b>1,926,256</b>	<b>43%</b>
<b>j. INDIRECT COSTS</b>	<b>21,462</b>	<b>10,701</b>	<b>5,227</b>	<b>37,390</b>	<b>143,657</b>	<b>106,267</b>	<b>26%</b>
<b>k. TOTALS - ALL BUDGET CATEGORIES</b>	<b>714,098</b>	<b>464,438</b>	<b>327,485</b>	<b>1,506,021</b>	<b>3,538,544</b>	<b>2,032,523</b>	<b>43%</b>
<b>Non-Federal Match (In-Kind)</b>	<b>178,525</b>	<b>116,109</b>	<b>81,871</b>	<b>376,505</b>	<b>884,636</b>	<b>508,131</b>	<b>43%</b>

EMPLOYMENT & HUMAN SERVICES DEPARTMENT  
 COMMUNITY SERVICES BUREAU  
 CHILD NUTRITION FOOD SERVICES  
 CHILD and ADULT CARE FOOD PROGRAM MEALS SERVED  
 FY 2017-2018

Month covered	2018 April
Approved sites operated this month	15
Number of days meals served this month	21
Average daily participation	716
<b>Child Care Center Meals Served:</b>	
Breakfast	12,050
Lunch	15,034
Supplements	11,178
Total Number of Meals Served	<u>38,262</u>





**COMMUNITY SERVICES BUREAU  
SUMMARY CREDIT CARD EXPENDITURE**

<b>Agency: Community Services Bureau</b>	<b>Authorized Users</b>	
	C. Rand, Bureau Dir	xxxx8798
<b>Month: May 2018</b>	K. Mason, Div Mgr	xxxx2364
	C. Reich, Div Mgr	xxxx4959
<b>Credit Card: Visa/U.S. Bank</b>	S. Kim, Sr. Bus. Systems Analyst	xxxx1907
	C. Johnson, AD	xxxx0220
	A. Wells, AD	xxxx8777
	P. Arrington, AD	xxxx3838
	I. Renggenathen, AD	xxxx0494
	R. Radeva, PSA III	xxxx1899
	Corporate Acct. Number	xxxx5045

Acct. code	Stat. Date	Card Account #	Amount	Program	Purpose/Description
2100	05/22/18	xxxx1907	503.40	Child Care Svs Program	Office Exp
2100	05/22/18	xxxx1907	99.11	HS Basic Grant	Office Exp
			<b>602.51</b>		
2102	05/22/18	xxxx4959	198.52	EHS-Child Care Partnership #2	Books, Periodicals
2102	05/22/18	xxxx8777	120.63	HS Basic Grant	Books, Periodicals
2102	05/22/18	xxxx8777	27.75	CCTR Infant-Toddler / EHS Enhanced	Books, Periodicals
2102	05/22/18	xxxx8777	27.75	Marsh Creek HS	Books, Periodicals
2102	05/22/18	xxxx8777	27.75	Verde HS	Books, Periodicals
2102	05/22/18	xxxx8777	27.75	Las Deltas Site Costs	Books, Periodicals
2102	05/22/18	xxxx8777	424.00	Child Dev Misc Grants: QRIS	Books, Periodicals
2102	05/22/18	xxxx8798	1,540.24	EHS-Child Care Partnership #2	Books, Periodicals
2102	05/22/18	xxxx8798	909.49	HS Basic Grant	Books, Periodicals
			<b>3,303.88</b>		
2200	05/22/18	xxxx8777	50.00	HS Basic Grant	Memberships
2200	05/22/18	xxxx0494	550.00	CC College Site Costs	Memberships
			<b>600.00</b>		
2251	05/22/18	xxxx1907	857.95	Child Care Svs Program	Computer Software Cost
			<b>857.95</b>		
2303	05/22/18	xxxx4959	983.20	Comm. Svc Block Grant	Other Travel Employees
2303	05/22/18	xxxx1907	801.14	HS Basic Grant	Other Travel Employees
2303	05/22/18	xxxx1907	978.08	EHS-Child Care Partnership #2	Other Travel Employees
2303	05/22/18	xxxx1907	176.94	Indirect Admin Costs	Other Travel Employees
2303	05/22/18	xxxx1907	(247.90)	Indirect Admin Costs	Other Travel Employees
2303	05/22/18	xxxx1907	(247.90)	EHS-Child Care Partnership #2	Other Travel Employees
2303	05/22/18	xxxx1416	735.18	EHS-Child Care Partnership #2	Other Travel Employees
2303	05/22/18	xxxx8798	650.62	Child Care Svs Program	Other Travel Employees
			<b>3,829.36</b>		
2467	05/22/18	xxxx4959	600.00	Comm. Svc Block Grant	Training & Registration
2467	05/22/18	xxxx1907	697.00	CSD Liheap PGE Assistance	Training & Registration
2467	05/22/18	xxxx1907	357.00	Child Care Svs Program	Training & Registration
2467	05/22/18	xxxx1907	199.00	Indirect Admin Costs	Training & Registration
2467	05/22/18	xxxx1907	2,425.00	EHS-Child Care Partnership #2	Training & Registration
2467	05/22/18	xxxx1907	2,425.00	HS Basic Grant	Training & Registration
2467	05/22/18	xxxx1416	650.00	EHS-Child Care Partnership #2	Training & Registration
			<b>7,353.00</b>		
2477	05/22/18	xxxx0220	634.31	George Miller Concord Site Costs	Educational Supplies
			<b>634.31</b>		
2479	05/22/18	xxxx1899	1,388.53	Indirect Admin Costs	Other Special Dpmtal Exp
			<b>1,388.53</b>		
2490	05/22/18	xxxx4959	202.35	HS Basic Grant	Misc Services/Supplies
2490	05/22/18	xxxx4959	67.46	EHS Basis Grant	Misc Services/Supplies
2490	05/22/18	xxxx4959	67.46	EHS-Child Care Partnership	Misc Services/Supplies
2490	05/22/18	xxxx1907	83.99	CC College Site Costs	Misc Services/Supplies
2490	05/22/18	xxxx8777	30.65	HS Basic Grant	Misc Services/Supplies
2490	05/22/18	xxxx1416	383.51	EHS-Child Care Partnership #2	Misc Services/Supplies
2490	05/22/18	xxxx0220	219.63	George Miller Concord Site Costs	Misc Services/Supplies
			<b>1,055.05</b>		
		<b>Total</b>	<b>19,624.59</b>		

**CAO Monthly Report  
 CSBG and Weatherization Programs  
 Year-to-Date Expenditures  
 As of May 31, 2018**

**1. 2018 LIHEAP WX**

Contract # 18B-4005  
 Term: Oct. 1, 2017 - December 31, 2018  
 Amount: WX \$ 820,563

Total Contract	\$ 820,563
Expenditures	(254,005)
Balance	<u>\$ 566,558</u>
Expended	31%

**2. 2018 LIHEAP ECIP/EHA 16**

Contract # 18B-4005  
 Term: Oct. 1, 2017 - December 31, 2018  
 Amount: EHA 16 \$ 790,670

Total Contract	\$ 790,670
Expenditures	(317,180)
Balance	<u>\$ 473,490</u>
Expended	40%

**4. 2018 COMMUNITY SERVICES BLOCK GRANT (CSBG)**

Contract # 18F-5007  
 Term: Jan. 1, 2018 - December 31, 2018  
 Amount: \$ 838,958

Total Contract	\$ 838,958
Expenditures	(185,835)
Balance	<u>\$ 653,123</u>
Expended	22%

CONTRA COSTA COUNTY  
COMMUNITY SERVICES BUREAU  
**EARLY HEAD START- CC PARTNERSHIP #1**



May 2018 Expenditures

1 DESCRIPTION	2 YTD Actual	3 Total Budget	4 Remaining Budget	5 % YTD
<b>a. PERSONNEL</b>	\$ 275,428	\$ 299,555	\$ 24,127	92%
<b>b. FRINGE BENEFITS</b>	166,454	216,733	50,279	77%
<b>c. TRAVEL</b>	-	-	-	0%
<b>d. EQUIPMENT</b>	-	-	-	0%
<b>e. SUPPLIES</b>	13,447	57,850	44,403	23%
<b>f. CONTRACTUAL</b>	250,550	470,120	219,570	53%
<b>g. CONSTRUCTION</b>			-	0%
<b>h. OTHER</b>	60,419	70,363	9,944	86%
<b>I. TOTAL DIRECT CHARGES</b>	\$ 766,298	\$ 1,114,621	\$ 348,323	69%
<b>j. INDIRECT COSTS</b>	80,702	62,557	(18,145)	129%
<b>k. TOTAL-ALL BUDGET CATEGORIES</b>	<u>\$ 846,999</u>	<u>\$ 1,177,178</u>	<u>\$ 330,179</u>	<u>72%</u>
<b><i>In-Kind (Non-Federal Share)</i></b>	<u>\$ 267,707</u>	<u>\$ 272,845</u>	<u>\$ 5,138</u>	<u>98%</u>

CONTRA COSTA COUNTY  
COMMUNITY SERVICES BUREAU  
**EARLY HEAD START- CC PARTNERSHIP #1**  
May 2018 Expenditures

1	2	3	4	5	6	7	8	9
	Jul-17 thru Sep-17	Oct-17 thru Dec-17	Jan-18 thru Mar-18	Actual May-18	Total YTD Actual	Total Budget	Remaining Budget	% YTD
<b>Expenditures</b>								
<b>a. Salaries &amp; Wages (Object Class 6a)</b>								
Permanent 1011	86,175	56,267	72,236	29,954	271,842	294,555	22,713	92%
Temporary 1013	-	-	2,272	713	3,586	5,000	1,414	
<b>a. PERSONNEL (Object class 6a)</b>	<b>86,175</b>	<b>56,267</b>	<b>74,508</b>	<b>30,666</b>	<b>275,428</b>	<b>299,555</b>	<b>24,127</b>	<b>92%</b>
<b>b. FRINGE BENEFITS (Object Class 6b)</b>								
Fringe Benefits	52,846	35,449	43,356	18,592	166,454	216,733	50,279	77%
<b>b. FRINGE (Object Class 6b)</b>	<b>52,846</b>	<b>35,449</b>	<b>43,356</b>	<b>18,592</b>	<b>166,454</b>	<b>216,733</b>	<b>50,279</b>	<b>77%</b>
<b>e. SUPPLIES (Object Class 6e)</b>								
1. Office Supplies	61	1,172	564	51	2,383	2,600	217	92%
2. Child and Family Serv. Supplies/classroom Supplies	40	531	322	5,721	6,923	50,050	43,127	14%
4. Other Supplies	-	-	-	-	-	-	-	-
Computer Supplies, Software Upgrades, Comp Replace	1,089	1,279	19	1	2,388	3,200	812	75%
Miscellaneous Supplies	-	25	-	-	25	100	75	25%
Household Supplies	936	785	-	8	1,728	1,900	172	91%
<b>e. SUPPLIES (Object Class 6e)</b>	<b>2,125</b>	<b>3,791</b>	<b>905</b>	<b>5,781</b>	<b>13,447</b>	<b>57,850</b>	<b>44,403</b>	<b>23%</b>
<b>f. CONTRACTUAL (Object Class 6f)</b>								
1. Adm Svcs (e.g., Legal, Accounting, Temporary Contracts)	-	-	-	-	-	11,000	11,000	0%
5. Training & Technical Assistance - PA11	-	-	-	-	-	-	-	-
Boot Camp/PITC/IT Trainings	-	-	-	-	-	13,200	13,200	0%
8. Other Contracts	-	117,416	34,412	-	151,827	312,000	160,173	49%
Contra Costa Child Care Council	-	-	-	-	-	20,000	20,000	0%
First Baptist (20 slots x \$450)	-	-	-	-	-	3,000	3,000	0%
Child Outcome Planning and Administration (COPA/Nuli	53,000	(3,000)	23,500	10,000	98,500	109,920	11,420	90%
Enhancement/wrap-around HS slots with State CD Prog	-	132	90	-	222	1,000	778	
<b>f. CONTRACTUAL (Object Class 6f)</b>	<b>53,000</b>	<b>114,548</b>	<b>58,002</b>	<b>10,000</b>	<b>250,550</b>	<b>470,120</b>	<b>219,570</b>	<b>53%</b>
<b>h. OTHER (Object Class 6h)</b>								
2. Bldg Occupancy Costs/Rents & Leases (Rents & Leases/Other Income)	4,760	3,595	3,073	1,180	13,879	13,800	(79)	101%
4. Utilities, Telephone	3,210	5,109	5,108	1,327	16,146	15,000	(1,146)	108%
5. Building and Child Liability Insurance	-	-	-	-	-	-	-	-
6. Bldg. Maintenance/Repair and Other Occupancy	1,145	35	49	-	1,241	1,400	159	89%
8. Local Travel (54 cents per mile)	702	889	62	317	2,264	4,200	1,936	54%
13. Parent Services	-	-	-	-	-	-	-	0%
14. Accounting & Legal Services	-	-	-	-	-	-	-	-
Data Processing/Other Services & Supplies	269	403	269	134	1,210	1,000	(210)	121%
15. Publications/Advertising/Printing	-	-	-	-	-	-	-	-
Outreach/Printing	-	-	-	-	-	400	400	
16. Training or Staff Development	-	-	-	-	-	-	-	-
Agency Memberships (WIPFLI, Meeting Fees, NHSA, I	-	-	-	-	-	-	-	-
Staff Trainings/Dev. Conf. Registrations/Memberships	14,746	2,895	12	565	18,230	25,907	7,677	70%
17. Other	-	-	-	-	-	-	-	-
Site Security Guards	-	-	-	-	338	1,000	662	34%
Vehicle Operating/Maintenance & Repair	688	224	63	-	975	1,000	25	98%
Equipment Maintenance Repair & Rental	2,468	428	441	282	4,247	4,000	(247)	106%
Health and Safety Improvements	-	-	19	-	19	550	531	3%
Dept. of Health and Human Services-data Base (CORD)	-	-	-	-	-	-	-	-
Other Operating Expenses (Facs Admin/Other admin)	590	492	493	141	1,871	2,106	235	89%
<b>h. OTHER (6h)</b>	<b>28,578</b>	<b>14,071</b>	<b>9,590</b>	<b>3,945</b>	<b>60,419</b>	<b>70,363</b>	<b>9,944</b>	<b>86%</b>
<b>i. TOTAL DIRECT CHARGES (6a-6h)</b>	<b>222,725</b>	<b>224,125</b>	<b>186,361</b>	<b>68,985</b>	<b>766,298</b>	<b>1,114,621</b>	<b>348,323</b>	<b>69%</b>
<b>j. INDIRECT COSTS</b>	<b>14,702</b>	<b>23,601</b>	<b>23,558</b>	<b>9,393</b>	<b>80,702</b>	<b>62,557</b>	<b>(18,145)</b>	<b>129%</b>
<b>k. TOTALS - ALL BUDGET CATEGORIES</b>	<b>237,427</b>	<b>247,727</b>	<b>209,919</b>	<b>78,377</b>	<b>846,999</b>	<b>1,177,178</b>	<b>330,179</b>	<b>72%</b>
<i>Non-federal Match In-Kind</i>	<i>31,710</i>	<i>105,349</i>	<i>115,455</i>	<i>7,838</i>	<i>267,707</i>	<i>272,845</i>	<i>5,138</i>	<i>98%</i>

# June 2018 – COMMUNITY SERVICES BUREAU PRESCHOOL MENU

MONDAY	TUESDAY	WEDNESDAY	THURSDAY	FRIDAY
 <p><b>Happy Father's Day</b></p>	<p><b>ALL BREAKFAST &amp; LUNCH SERVED WITH 1% LOW-FAT MILK</b></p> <p>*Indicates vegetable included in main dish</p> <p><b>WATER IS OFFERED THROUGHOUT THE DAY</b></p>			<p><b>BREAKFAST</b></p> <p>1 ½ c. FRESH ORANGE ½ c. CORN CHEX</p> <p><b>LUNCH</b></p> <p>1 ½ oz. <i>ROAST TURKEY</i> HONEY MUSTARD ¼ c. BROCCOLI FLORETS/RANCH DRESSING ¼ c. FRESH APPLE 1 sl. WHOLE WHEAT BREAD</p> <p><b>PM SNACK</b></p> <p>2 pkgs. WHOLE GRAIN CRACKERS 1 sl. SWISS CHEESE</p>
<p><b>4</b></p> <p><b>BREAKFAST</b></p> <p>½ c. FRESH ORANGE ½ c. RICE CHEX</p> <p><b>LUNCH</b></p> <p>½ ea. <i>TOASTED CHEESE SANDWICH</i> ½ c. VEGETABLE SOUP ¼ c. FRESH APPLE</p> <p><b>PM SNACK</b></p> <p>½ c. COTTAGE CHEESE ½ c. TROPICAL FRUIT</p>	<p><b>5</b></p> <p><b>BREAKFAST</b></p> <p>½ c. FRESH STRAWBERRIES ½ c. KIX CEREAL</p> <p><b>LUNCH</b></p> <p>1 ½ oz. <i>Sloppy Joe Meat</i> (ground turkey) ¼ c. MEXICALI CORN ¼ c. FRESH KIWI ½ ea. WHOLE WHEAT HAMBURGER BUN</p> <p><b>PM SNACK</b></p> <p>½ c. PEACHES ½ c. 1% LOW-FAT MILK</p>	<p><b>6</b></p> <p><b>BREAKFAST</b></p> <p>½ c. APPLESAUCE 1 sl. RAISIN BREAD</p> <p><b>LUNCH</b></p> <p><b>BUILD YOUR OWN TACO SALAD</b> 1 oz. GROUND TURKEY ½ oz. SHREDDED CHEESE ½ c. SHREDDED LETTUCE ½ c. DICED TOMATOES ¼ c. MANGO CHUNKS 6 ea. WHOLE CORN TORTILLA CHIPS</p> <p><b>PM SNACK</b></p> <p>½ c. FRESH ORANGE ½ c. 1% LOW-FAT MILK</p>	<p><b>7</b></p> <p><b>BREAKFAST</b></p> <p>1 ea. FRESH BANANA ½ ea. WHOLE WHEAT BAGEL/CREAM CHEESE</p> <p><b>LUNCH</b></p> <p>½ ea. <i>SUNBUTTER &amp; JELLY SANDWICH</i> 1 ea. MOZZARELLA CHEESE STICK ¼ c. BABY CARROTS/NO DRESSING ¼ c. FRESH ORANGE</p> <p><b>PM SNACK</b></p> <p>½ c. FRESH KIWI SLICES ½ c. 1% LOW-FAT MILK</p>	<p><b>8</b></p> <p><b>BREAKFAST</b></p> <p>½ c. FRESH STRAWBERRIES ½ c. CHEERIOS</p> <p><b>LUNCH</b></p> <p>1 ½ ozs. <i>TUNA SALAD</i> ¼ c. TOMATO SLICES/RANCH DRESSING ¼ c. FRESH APPLE SLICES ½ ea. WHOLE WHEAT PITA BREAD</p> <p><b>PM SNACK</b></p> <p>½ c. MANGO CHUNKS ½ c. 1% LOW-FAT MILK</p>
<p><b>11</b></p> <p><b>BREAKFAST</b></p> <p>½ c. FRESH ORANGE ½ c. RICE CHEX</p> <p><b>LUNCH</b></p> <p>1 ea. <i>BAJA BEAN WRAP</i> ½ oz. SHREDDED CHEESE ½ c. SHREDDED LETTUCE ½ c. DICED TOMATOES ¼ c. FRESH APPLE</p> <p><b>PM SNACK</b></p> <p>1 pkg. GRAHAM CRACKERS ½ c. 1% LOW-FAT MILK</p>	<p><b>12</b></p> <p><b>BREAKFAST</b></p> <p>½ c. FRESH STRAWBERRIES ½ c. KIX CEREAL</p> <p><b>LUNCH</b></p> <p>1 ½ ozs. <i>TURKEY HAM</i> MAYO &amp; MUSTARD DRESSING ¼ c. KALE SALAD ¼ c. FRESH ORANGE ½ ea. WHOLE WHEAT BUN</p> <p><b>PM SNACK</b></p> <p>2 pkgs. RITZ CRACKERS ½ c. 1% LOW-FAT MILK</p>	<p><b>13</b></p> <p><b>BREAKFAST</b></p> <p>½ c. APPLESAUCE 1 sl. RAISIN BREAD</p> <p><b>LUNCH</b></p> <p>½ c. <i>RANCH STYLE CHICKEN SALAD</i> ¼ c. RAINBOW CABBAGE SLAW/CHEESE ¼ c. FRESH KIWI ½ ea. WHOLE WHEAT PITA BREAD</p> <p><b>PM SNACK</b></p> <p>EARLY CLOSURE</p>	<p><b>14</b></p> <p><b>BREAKFAST</b></p> <p>1 ea. FRESH BANANA ½ ea. WHOLE WHEAT BAGEL/CREAM CHEESE</p> <p><b>LUNCH</b></p> <p>1 ea. <i>BEAN BURRITO</i> ½ oz. SHREDDED CHEESE ½ c. SHREDDED LETTUCE ½ c. DICED TOMATOES ¼ c. MANGO CHUNKS</p> <p><b>PM SNACK</b></p> <p>2 pkgs. WHOLE WHEAT CRACKERS ½ c. 1% LOW-FAT MILK</p>	<p><b>15</b></p> <p><b>BREAKFAST</b></p> <p>½ c. FRESH STRAWBERRIES ½ c. CHEERIOS</p> <p><b>LUNCH</b></p> <p>1 oz. <i>SLICED TURKEY</i> ½ oz. CHEDDAR CHEESE SLICE MAYO &amp; MUSTARD DRESSING ¼ c. FRESH ZUCCHINI STICKS ¼ c. FRESH ORANGE SLICES ½ ea. WHOLE WHEAT BUN</p> <p><b>PM SNACK</b></p> <p>½ c. FRESH APPLE ½ c. 1% LOW-FAT MILK</p>
<p><b>18</b></p> <p><b>BREAKFAST</b></p> <p>½ c. FRESH ORANGE ½ c. CORN CHEX</p> <p><b>LUNCH</b></p> <p>½ ea. <i>SUNBUTTER &amp; JELLY SANDWICH</i> ¼ c. LOW-FAT YOGURT ¼ c. MINI CARROTS/NO DRESSING ¼ c. FRESH STRAWBERRIES</p> <p><b>PM SNACK</b></p> <p>2 pkgs. WHOLE WHEAT CRACKER ½ c. 1% LOW-FAT MILK</p>	<p><b>19</b></p> <p><b>BREAKFAST</b></p> <p>½ c. FRESH APPLE ½ c. BRAN CEREAL</p> <p><b>LUNCH</b></p> <p>½ ea. <i>OVEN TOASTED TURKEY HAM &amp; CHEESE</i> ¼ c. FRESH BROCCOLI FLORETS/RANCH DRESSING ¼ c. FRESH KIWI</p> <p><b>PM SNACK</b></p> <p>1 ea. FRESH BANANA ½ c. 1% LOW-FAT MILK</p>	<p><b>20</b></p> <p><b>BREAKFAST</b></p> <p>½ ea. WHOLE WHEAT ENGLISH MUFFIN ½ c. PINEAPPLE TIDBITS</p> <p><b>LUNCH</b></p> <p>½ c. <i>TURKEY SALAD</i> ¼ c. CUCUMBER SLICE/RANCH DRESSING ¼ c. FRESH APPLE ½ ea. WHOLE WHEAT BUN</p> <p><b>PM SNACK</b></p> <p>½ c. LETS GO FISHING TRAIL MIX (corn chex, pretzels, fish &amp; cheese crackers) ½ c. 1% LOW-FAT MILK</p>	<p><b>21</b></p> <p><b>BREAKFAST</b></p> <p>1 ea. FRESH BANANA ½ c. CORNFLAKE CEREAL</p> <p><b>LUNCH</b></p> <p>½ c. <i>EGG SALAD</i> ¼ c. BABY CARROTS(NO DRESSING) ¼ c. FRESH STRAWBERRIES 1 sl. WHOLE WHEAT BREAD</p> <p><b>PM SNACK – ANTS ON A LOG</b></p> <p>2 tbsps. SUNBUTTER ¼ c. CELERY STICKS 1 tbsp. RAISINS ½ c. 1% LOW-FAT MILK</p>	<p><b>22</b></p> <p><b>BREAKFAST</b></p> <p>½ c. FRESH ORANGE ½ c. CHEERIOS</p> <p><b>LUNCH</b></p> <p>½ c. * <i>HAWAIIAN CHICKEN SALAD</i> ¼ c. FRESH APPLE 1 ea. WHOLE WHEAT TORTILLA</p> <p><b>PM SNACK</b></p> <p>½ c. FRUIT SALSA (mandarin oranges, pineapple chunks, onions, &amp; green bell peppers) 6 ea. WHOLE CORN TORTILLA CHIPS</p>
<p><b>25</b></p> <p><b>BREAKFAST</b></p> <p>½ c. FRESH ORANGE ½ c. BRAN CEREAL</p> <p><b>LUNCH</b></p> <p>1 ea. * <i>Mexican Pizza</i> (refried beans, tomato paste, chunky salsa) ½ oz. SHREDDED MOZZARELLA CHEESE ¼ c. FRESH KIWI 1 ea. WHOLE WHEAT TORTILLA</p> <p><b>PM SNACK</b></p> <p>1 pkg. GRAHAM CRACKERS ½ c. 1% LOW-FAT MILK</p>	<p><b>26</b></p> <p><b>BREAKFAST</b></p> <p>½ c. MANGO CHUNKS ½ c. KIX CEREAL</p> <p><b>LUNCH</b></p> <p>1 ½ ozs. <i>B.B.Q. CHICKEN</i> ¼ c. COLESLAW ¼ c. FRESH APPLE ½ ea. WHOLE WHEAT BUN</p> <p><b>PM SNACK</b></p> <p>1 ea. FRESH BANANA 1 tbsp. SUNBUTTER</p>	<p><b>27</b></p> <p><b>BREAKFAST</b></p> <p>½ c. PEACHES ½ c. CHEERIOS</p> <p><b>LUNCH</b></p> <p>½ c. <i>CURRY CHICKEN SALAD</i> ¼ c. SPRING SALAD MIX/ITALIAN DRESSING ¼ c. FRESH STRAWBERRIES ½ ea. WHOLE WHEAT PITA BREAD</p> <p><b>PM SNACK</b></p> <p>EARLY CLOSURE</p>	<p><b>28</b></p> <p><b>BREAKFAST</b></p> <p>1 ea. FRESH BANANA ½ c. CORNFLAKE CEREAL</p> <p><b>LUNCH</b></p> <p><b>SUBMARINE SANDWICH</b> 1 oz. TURKEY ½ oz. SWISS CHEESE ½ c. TOMATO SLICES ½ c. SHREDDED LETTUCE ¼ c. FRESH APPLE ½ ea. HOT DOG BUN</p> <p><b>PM SNACK</b></p> <p>1 pkg. ANIMAL CRACKERS ½ c. 1% LOW-FAT MILK</p>	<p><b>29</b></p> <p><b>BREAKFAST</b></p> <p>½ c. FRESH ORANGE ½ ea. WHOLE WHEAT BAGEL/CREAM CHEESE</p> <p><b>LUNCH</b></p> <p>1 ea. * <i>TURKEY VEGETABLE WRAP</i> (cream cheese, shredded carrots, spinach, &amp; red bell peppers) 1 ea. CANTALOUPE SLICE</p> <p><b>PM SNACK</b></p> <p>½ c. FRESH APPLE SLICES 1 tbsp. SUNBUTTER</p>



CONTRA COSTA COUNTY  
COMMUNITY SERVICES  
BUREAU

# 2018 – 2020 COMMUNITY ASSESSMENT



**Contra Costa County  
Employment and Human Services Department  
Community Services Bureau**

Rev. 4/2018

# TABLE OF CONTENTS

<b>Executive Summary</b>	<b>iv</b>
<b>Demographics</b>	<b>11</b>
Population Change	11
Population by Race and Ethnicity	12
Population by Age	12
Population by Nativity	14
Households and Families	14
<b>Economic Indicators</b>	<b>18</b>
Self-Sufficiency	18
Annual Income	18
Unemployment	19
Employment	23
Transportation	26
Poverty Status	27
Public Assistance	34
Students Eligible for Free and Reduced Price Meals	36
Housing and Homelessness	37
<b>Health Indicators</b>	<b>43</b>
Healthcare Insurance	43
Asthma	48
Sexually Transmitted Diseases	48
Pediatric Nutrition	49
Oral Health Status of Children	50
<b>Community Safety Indicators</b>	<b>50</b>
Crime Rate and Adult Arrests	50
Adult Incarcerations	50
Domestic Violence	52
Child Abuse	52
Juvenile Arrests	52
Gang Membership Among Youth	53
<b>Children and Families</b>	<b>53</b>
Births	53
Child Care	56
Foster Care	59
Foster Students	60
<b>Education and Training</b>	<b>60</b>
Enrollment	60
Transitional Kindergarten	63
Special Education	64
Academic Performance	67
English Learners	68
Truancy Rates	69
Dropout Rates	70
School Quality and Achievements	71
Head Start	71

# LIST OF TABLES

Table 1 – Population by Census Place and Percentage Change, 2010 – 2016	11
Table 2 – Population by Ethnicity 2010 – 2016	12
Table 3 – Contra Costa County Children in Households by Age Group, 2012 – 2016	12
Table 4 – Population by Age Group and Census Place, 2016	13
Table 5 – Family Composition, 2009 – 2016	14
Table 6 – Family Composition by Presence of Children, 2016	15
Table 7 – Population of Children Age 0-5 in Married-Couple Families 2016	16
Table 8 – Population of Children Age 0-5 in Single Male-Headed Families 2016	16
Table 9 – Population of Children Age 0-5 in Single Female-Headed Families 2016	17
Table 10 – Self-Sufficiency Wage for Various Family Types, Contra Costa County, 2014	18
Table 11 – Median Income for Contra Costa County and California Families, 2005 – 2016	18
Table 12 – Householders in Workforce with Children Under 6 and Family Income, 2016	19
Table 13 – Unemployment Rates in Contra Costa County and California, 2002 – 2017	19
Table 14 – Annual Unemployment Rates by County Sub-Area, 2002 – 2017	20
Table 15 – Civilian Labor Force and Unemployment by County Sub-Area, 2016	22
Table 16 – Women Age 20-64 in Labor Force Who Have Children Age 0-5, 2016	24
Table 17 – Women with Births in Labor Force by Area, 2016	25
Table 18 – Time Leave for Work by Sex of Worker, 2016	26
Table 19 – Federal Poverty Levels (FPL) by Household Size, 2018	27
Table 20 – Percentage of Contra Costa Families with Income below Poverty Level, 2013-2016	28
Table 21 – Families below FPL by Family Type and Census Place, 2016	28
Table 22 – Families with Children Age 0-4 below FPL, Contra Costa County 2016	29
Table 23 – Population below Poverty Level, California and Contra Costa County 2016	29
Table 24 – Population below Poverty Level by Age Group, Contra Costa County 2016	30
Table 25 – Ratio of Income to Poverty Level for Children Age 0-5, Contra Costa County 2016	31
Table 26 – Poverty Status of Women with Births in Past Year by Census Place, 2016	32
Table 27 – Poverty and School Enrollment, Contra Costa County 2016	33
Table 28 – CalWORKs Cash Grant Cases and Children, Contra Costa County 2010 - 2017	34
Table 29 – Public Assistance Households and Income by Place, Contra Costa County 2016	35
Table 30 – Children in Public Assistance Households by Family Type and Census Place, 2016	36
Table 31 – Student Eligible for Free or Reduced Price Meals by District, 2004 – 2017	37
Table 32 – Percentage of Homes Affordable to Median Income Households, 2006 – 2017	37
Table 33 – Median Monthly Rents, 2018	38
Table 34 – Housing Units, Monthly Costs, and Unaffordable Units, 2016	38
Table 35 – Owner-versus-Renter Occupied and Unaffordable Housing Units by Geography, 2016	39
Table 36 – Point-In-Time Count of Unsheltered Persons by Contra Costa Sub-Area, 2011 – 2017	40
Table 37 – Estimated Homeless Persons in Contra Costa by Sub-Area, 2015 – 2017	41
Table 38 – Homeless Public School Students in Contra Costa County by Grade, 2011 – 2016	43
Table 39 – Health Insurance Coverage Rates for Children by Area, 2016	44
Table 40 – Children with Health Insurance Coverage by Coverage Type, 2016	44
Table 41 – Health Insurance Coverage Rates by Nativity and Area, 2016	46
Table 42 – Health Insurance Coverage Rates by Race and Ethnicity, 2016	47
Table 43 – STD Incidence for Chlamydia and Gonorrhea, All Ages	49
Table 44 – STD Incidence by Sex and Age Group, Contra Costa County 2016	49
Table 45 – Incidence of Part 1 Crimes Reported for Adult Offenders, 2013 - 2016	50
Table 46 – Incidence of Adult Felony Arrests, 2013 - 2016	50
Table 47 – Total Adult Incarceration Rate, 2013 - 2016	50



Table 48 – Number of Domestic Violence Calls for Assistance, 2008–2016	52
Table 49 – Rate of Substantiated Child Abuse Cases, 2005–2017	52
Table 50 – Number of Substantiated Child Abuse Cases in Contra Costa County, 2009–2017	52
Table 51 – Child Abuse Allegations, Substantiations and Entries by Age, Contra Costa County 2017	52
Table 52 – Juvenile Felony Arrest Rates, 2013–2016	53
Table 53 – Juvenile Felony Arrest Rates in Contra Costa County by Ethnicity, 2009–2015	53
Table 54 – Birth Rate Per 1,000 Women Age 15-50, Contra Costa County (2008–2016)	54
Table 55 – Births and Birth Rates by Census Place, 2016	54
Table 56 – Infant Mortality Rate, Contra Costa County, 2009–2014	55
Table 57 – Infant Mortality Rate by Ethnicity, Contra Costa County, 2006–2014	55
Table 58 – Percentage of Low Birth Weight Babies, Contra Costa & California, 2010–2015	55
Table 59 – Percentage of Women Receiving Prenatal Care in the First Trimester, 2000–2015	56
Table 60 – Age-Specific Rate of Births to Teens, 2002–2017	56
Table 61 – Change in Child Population in Contra Costa County, 2012–2016	57
Table 62 – Number of Child Care Slots in Licensed Facilities by City, February 2018	57
Table 63 – Number of Child Care Slots in Licensed Family Homes by City, February 2018	58
Table 64 – Child Care Costs by Age and Licensed Facility Type	59
Table 65 – Change in Child Population and Children in Foster Care - Contra Costa County, 2006-2017	59
Table 66 – Rate of First Entry into Foster Care - Contra Costa County, 2004-2017	59
Table 67 – First Entries into Foster Care by Age, 2011-2017	59
Table 68 – Rate of First Entry into Foster Care by Ethnicity, Contra Costa County 2005–2017	59
Table 69 – Contra Costa County Foster Students, 2015-16	60
Table 70 – Contra Costa County Public School Enrollment, 2010–2017	60
Table 71 – Enrollment in Contra Costa County by School District, 2016 – 2017	61
Table 72 – School Enrollment 2007 – 2016	61
Table 73 – School Enrollment by Census Place, 2016	62
Table 74 – Contra Costa County Transitional Kindergarten Enrollment, 2014-15 and 2015-16	63
Table 75 – Contra Costa Transitional Kindergarten Enrollment by District, 2015-16	64
Table 76 – Public School Special Education Enrollment in Contra Costa, 2011-2017	64
Table 77 – Special Education Enrollment by Disability Type – All Ages, 2011-2017	65
Table 78 – Countywide Special Education Enrollment by Age and Disability, 2016-17	65
Table 79 – Residents with Major Disabilities by Age and Census Place, 2016	66
Table 80 – Children with Major Disabilities by Disability Type and Census Place, 2016	67
Table 81 – Students Who Are English Learners in Contra Costa County, 2004–2017	68
Table 82 – Children Age 5-17 in Limited-English Households, 2016	68
Table 83 – Number and Percentage of Students Who are Truant in Contra Costa County, 2004–2016	70
Table 84 – Percentage of Students Who are Truant by District, 2004 – 2015	70
Table 85 – Contra Costa County Distinguished Schools Program Recipients, 2018	71
Table 86 – Early Head Start and Head Start Enrollees by Age, 2017–18	71
Table 87 – Head Start and Early Head Start Enrollees by Race and Ethnicity, 2010 – 2017	72
Table 88 – Percentage of Enrolled Families by Family Type, 2010–2017	72
Table 89 – Early Head Start and Head Start Enrollment by Eligibility Type, 2017–18	73
Table 90 – Number of Disabled Preschoolers in Head Start by Disability Type, 2006–2017	74
Table 91 – Family Services and Referrals Received, 2017-18	74
Table 92 – Estimates of Income Eligible Children by Age and Poverty Level	75

# EXECUTIVE SUMMARY

## Purpose and Objectives

In 2017-18, the Community Services Bureau of Contra Costa County receives state funding to provide educational support and development services to 1,941 families with 2,122 children eligible for the Early Head Start and Head Start programs. CSB staff are deeply involved in community engagement activities that ensure appropriate representation of child and family interests and provide a consistent forum for the discussion of child/family needs. Examples of the CSB's commitment and engagement with the community include serving on the county's First 5 Commission, collaborating with community-based organizations on efforts such as the Building Blocks for Kids initiative, a Harlem Children's Zone inspired project in the Iron Triangle of Richmond, and data collection that includes the County Office of Education, the Contra Costa Local Planning Council, and First 5 Contra Costa.

As part of its mission, the CSB conducts an annual Community Assessment to provide a current profile of the health, economic, educational and safety status of the estimated 65,236 children age 0-4 whose families call Contra Costa County home. The Community Assessment is a multi-phase, ongoing process of data collection and analysis that describes community strengths, needs and resources, and integrally involves the Head Start Policy Council, the Contra Costa County Board of Supervisors and active parents. Staff and engaged parents use the findings to identify emerging needs and factors that impact the well-being of Head Start eligible children and families, as well as the community assets, opportunities and strengths available to address these needs. Findings inform programmatic approaches, optimize and coordinate service delivery across resources, and guide the Policy Council. The CSB also uses the Community Assessment to provide monthly reports and periodic presentations to the County Administrator to keep the Board of Supervisors updated on the program's responsiveness to the community.

## Methodology

The Community Assessment process involves a highly collaborative assimilation of input from and engagement with numerous sources, stakeholders, community members and County staff. CSB Assistant Directors work with program managers and active parents to revise or refine the process, develop and implement questionnaires to survey parents about emerging needs and issues, and compile and maintain demographic and service referral information about CSB enrollment. The Policy Council participates in the assessment process throughout the year as they provide input through regular meetings, review planning data in the context of shared governance and engage in other outreach and dialog opportunities. Each spring, the Policy Council receives a full presentation of the Community Assessment and exercises its mandate to evaluate, discuss and pose questions about its findings. Then in August, the Policy Council approves the current Community Assessment.

A wide variety of data techniques and sources are used to conduct the Community Assessment. Federal and state agencies, such as the U.S. Census, the Department of Finance, the Department of Education, and the Employment Development Department, provide reliable and regularly updated estimates of residents and conditions that may be compared over time. Internal data sources include parent and family partnership data, parent planning sessions and self-assessment questionnaires. Program Information Reports (PIRs) and other data compiled by program managers throughout the year provide a profile of the demographics and needs of current Head Start families and children. Local committees, commissions and community-based entities that serve low income and at-risk children and families, such as First 5 Contra Costa, the United Way, CalWORKs, the County Health Department, Contra Costa County Local Planning Council for Child Care, and the County Office of Education, also maintain on-the-ground utilization data. Community Care Licensing reports provides information about the demand for and utilization of childcare, as well as the number and location of licensed providers and the childcare slots available. In collaboration with McKinney-Vento Local Education Agency Liaisons, the assessment process also helps identify the number and location of age-eligible children experiencing homelessness.

Through this collaborative compilation of community knowledge, the Community Assessment process helps identify and communicate the emerging needs and interests of community members. It helps determine the population of eligible children and where their families live, and it describes eligible children and families by age, race and ethnicity, primary language, income, family size, social service needs, educational attainment, employment status, work and job training needs, health factors, nutrition, special educational needs, foster care status and housing needs. The assessment process also helps program planners recognize and integrate other

community strengths and resources. The following presents findings of the 2018–2020 Community Needs Assessment.

## Population Profile

The population of Contra Costa County has grown 6% to 1,107,925 since 2010, compared to 4% in California, with faster growth in Vine Hill (up 13%), Rodeo (up 13%), Discovery Bay (up 11%), Brentwood (up 11%), Alamo (up 10%), Kensington (up 10%), Pacheco (up 10%), and Oakley (up 10%). Population growth since 2015 has been 1% overall with over 3% growth in Tara Hills, Vine Hills, East Richmond Heights and Brentwood, while population declines occurred in Pacheco (down 5%), El Sobrante (down 3%), and Alamo (down 1%).

Since 2010, the largest population growth has occurred among Caucasians (up 47,345 or 8%), but the largest rate increases have occurred among multi-racial residents (up 14%), Pacific Islander/Native Hawaiians (up 14%), Asians (up 14%) and Hispanics (up 9%). The county's proportions of African American (9%), Asian (16%), and multi-racial residents (6%) remain somewhat higher than the state, while its proportion of Hispanic residents (25%) remains much lower than California (39%).

In 2016, nearly 24% of all residents are 0-17 year olds in both the state and county. About 30% (79,334) of all 260,665 children in Contra Costa are under 6 and 14% (37,441) are under 3, but all fell slightly since 2015. About 22% or 56,129 of all county children are 0-4 year olds, down from 25% or 64,668 in 2015. County households rose 1% since 2015, with especially large growth in Pittsburg (up 529), Walnut Creek (up 505), Concord (up 295) and Brentwood (up 282); however, Pittsburg (up 600), Antioch (up 427), Pleasant Hill (up 333) and Martinez (up 248) gained the most families. The county continues to exceed the state in its share of families (up 9% to 71% since 2009), and households with children (up 6% to 33% since 2009). Critically, county households headed by single females (up 25% to 47,446 since 2009) and single female-headed households with children (up 14% to 23,421) continue to approach statewide rates in 2016.

## Economic Profile

At \$72,952, median income for California families rose 3% since 2015 and 19% since 2005. Median family income in the county (\$98,983) rose 3% since 2015 and 20% since 2009, ranging from \$223,333 in Orinda to \$48,409 in San Pablo. Significant 1-year increases in household income have occurred in Blackhawk (up \$17,415), Orinda (up \$13,601), and Pleasant Hill (up \$12,250). In contrast, households in Kensington (down \$5,688) and Moraga (down \$1,100) saw declining medians, and 16 communities have family incomes below the county, including the population centers of Antioch, Concord, Oakley, Pinole, Pittsburg, Richmond and San Pablo. Of householders with children age 0-5, 61% in the state and 64% in the county live in families in which all parents work (48,966), falling 1% since 2015.

Contra Costa County's civilian labor force (564,951) has grown 13% or 63,651 workers since 2000, which indicates a faster pace of growth than in the prior year. Contra Costa's December 2017 EDD unemployment rate (3.2%) continues to compare favorably to the state (4.2%), and both improved markedly since 2016 (down 26% and 18%, respectively). However, higher unemployment rates persist in Tara Hills (6.5%), Vine Hill (5.2%), San Pablo (4.9%), Rodeo (4.7%), Antioch (4.4%), Oakley (4.0%), and in the population centers of Pittsburg (3.8%), Richmond (3.7%) and Concord (3.4%). Still, many areas with notably high rates in 2015 saw improvement, including Rodeo (down 4.1 points), Tara Hills (down 3.7), Pacheco (down 3.5), Antioch (down 2.3 points) and Vine Hills (down 1.9 points). About 67% (35,404) of women with children age 0-5 work and 93% (32,866) are employed in 2016, compared to the state 63% and 90%, respectively. In 2016, 8,443 women with births in the past year work, a 2% drop from 8,633 in 2015.

In Contra Costa, 10% (111,922) of individuals, 13% (33,880) of children, 8% of families and 11% of families with children live below the FPL in 2016, with all rates less than the state and 1.0 point less than in 2015. Overall, 20,300 families in the county live below the FPL, compared to 21,344 in 2015. About 20% (9,660) of the county's 47,353 single female-headed families live below the FPL and 35% (3,371) in poverty have children less than 5. The county's overall drop in single female-headed households below FPL (down 712) masks increases in Hercules (up 47), Oakley (up 45), Discovery Bay (up 29), Rodeo (up 28) and Blackhawk (up 26). About 10,515 children under 6 live in poverty, which is down 526 or 5% from 11,041 children in 2015, but 6% (4,588) of all 0-5 year olds live below 50% of FPL and another 4% (2,870) live at 50-74% of FPL. Of 13,105 Contra Costa women who gave birth in 2016, 18% (2,331) live below the FPL, compared to 18% (2,457) in 2015.

CalWORKs caseloads may be on the decline, with 1.9% of county residents cash grant recipients, versus 2.0% in the prior year. As of July 2017, the county dropped to 7,570 CalWORKs cash grant cases involving 13,478 children. However, 20,162 (5%) of households rely on SSI benefits in 2016, 11,096 (2.9%) receive cash

PA, and 25,206 (6.5%) receive SNAP, up 3% since 2015. About 47,453 or 18% of all children live in PA households, compared to 17% (44,752) in 2015.

Following a nationwide trend, the percentage of homes affordable to a median income household in the county fell to 22% from 29% in 2016, while the pace of Bay Area rent increases continues to escalate. Since 2017, the median monthly rent for a 2-bedroom unit in Contra Costa rose \$156 (7%) and is now \$2,329. About 39% of mortgages (72,173 homes) and 51% of rentals (70,478 units) are considered unaffordable in 2016. About 1,607 individuals in the county are homeless, down 7% or 123 since 2016, with 43% (696) in shelters, 57% (911) unsheltered, and 10% (160) children in families. The 2017 PIT found no unaccompanied youth but included 84 families with 95 adults and 160 minors, 26% of which are unsheltered. The majority of unsheltered homeless stay in Concord (188), Antioch (137), Richmond (109), Martinez (93), and Pittsburg (83), and in 2017, Concord, Martinez, Pittsburg and San Pablo all have significantly more homeless in 2017. Contra Costa saw a 7% improvement in students without stable housing (2,616) in 2016, and 43% are younger than the sixth grade, compared to 53% in the prior year.

## **Health Profile**

In Contra Costa County, 9% of residents are uninsured compared to 13% statewide, with both rates improved since 2015. About 4% (9,947) of all Contra Costa children are uninsured in 2016, down nearly 1 point and 1,747 children since 2015. About 3% (2,283) of the county's 0-5 year olds are uninsured in 2016, which represents 519 fewer than in 2015. Among 0-17 year olds, 91% have one type of insurance versus 90% statewide, and 58% (150,574) have employer-based coverage only versus 44% statewide. The Medicaid only coverage rate among children is 25% in the county and 39% in the state. Nearly 6% (14,718) of children in the county have more than one type of health coverage.

Incidence of chlamydia among residents of all ages has been generally lower in the county as compared to the state in recent years, and continues so in 2016, with 462.5 per 100,000 in Contra Costa and 504.4 in California. Incidence of gonorrhea among all ages has likewise been lower in the county than the state since 2014, and this trend continues in 2016 with 139.8 cases of gonorrhea per 100,000 in Contra Costa and 164.3 in California. However, in both the county and the state, incidence rates of chlamydia and gonorrhea have increased since 2015 and rates continue to be much higher among teenagers.

Infant mortality in Contra Costa County has fallen from a 10-year high of 4.9 per 1,000 infants in 2010 to 4.2 in 2017, compared to 4.6 currently in the state. However, infant mortality among African American infants at 9.4 per 1,000 live births is more than twice the rate of Hispanic infants (3.9) and nearly three times the rate of white infants (3.4). The rate among Asian infants continues as the lowest in the county at 2.8 per 1,000. All rates have improved from the prior estimates. In 2017, about 6.8% of births are low birthweight in both the state and county. The percentage of Contra Costa women who receive first trimester prenatal care has ranged from 89% in 2000 to 82% in 2008 and is currently 86%. About 78% of pregnant women in both the county and state receive adequate or better prenatal care. Teen births rates in both the county and state have shown marked declines since 2014, dropping from 22.8 to 11.6 per 1,000 in the county and from 36.0 to 21.0 per 1,000 in the state. Critically, only 24% of low income children age 0-3 in Contra Costa County have visited a dentist in 2016, compared to 26% in 2014, and the percentage ranks Contra Costa 40th among all California counties.

In 2017, 20,880 students of all ages receive special education in the county, up from 20,254 in 2015-16 and up 21% (3,603) since 2011. At least 2,205 children under 6 require special education services, up 3% from the prior year. Speech or language impairments continue to be most common, followed by autism. The 2016 ACS estimates 11% (121,691) of Contra Costa residents have a major disability, up nearly 3% and 3,088 residents since 2015, including 1% (553) age 0-4 and 5% (9,780) age 5-17.

## **Community Safety Profile**

Since 2013, California's incidence of Part I crimes fell just slightly from 3,049 to 2,988 reported per 100,000 adults, while rates in the county fell over 10% from 3,242 in 2013 to 2,906 reported per 100,000 adults. At the same time, incidence of adult arrests for felony offenses dropped in both California (down 32%) and Contra Costa (down 27%) with state and county felony adult arrest rates nearly identical at 1,089 per 100,000 adults in the state and 1,091 in the county. The 2016 incarceration rate in California is 700 per 1,000 adult felony arrests and 404 per 1,000 in Contra Costa, and though lower than the state, the county's incarceration rate rose 33% since 2013. Domestic violence calls for assistance from Contra Costa residents continues a downward trend with 2,947 calls in 2016, 463 fewer calls than in 2014. The number of DV calls for assistance in the county fell 24% since 2008, compared to a slight 1% drop in California as a whole.

The county's rate of substantiated child abuse cases at 3.2 per 1,000 children continues lower than 7.5 in California overall in 2017, but both rates have fallen steadily since 2007. The county recorded 807 substantiated cases of child abuse in 2017, down 26% from 1,095 cases in 2015. However, the percentage of cases involving infants continues to trend up, with children less than 1 involved in 18% of all cases in 2017, a 16% increase over 2015. Juvenile felony arrest rates in both the state and county have fallen significantly in the past several years with the rate per 100,000 youth age 10-17 down 37% in California and 40% in Contra Costa since 2013. In the county, the juvenile felony arrest rate dropped 23% from 2015 to 2016, with a current rate of 330 arrests per 100,000 youth.

## **Profile of Children and Families**

Countywide, 336,208 residents are women age 20-64, and 130,184 (39%) have children less than 18. Of Contra Costa County women with children, 53,098 (41%) have children age 0-5. In 2016, 13,111 women age 15-50 gave birth in Contra Costa County, a 1-year decline of 402 (3%) compared to the state's 2% decline. As in 2015, the cities of Concord (2,009), Richmond (1,666), Antioch (1,264) and Pittsburg (1,081) have the highest number of births. In 2016, 8,443 (65%) women who gave birth were also in the labor force, compared to 57% in California overall. Antioch (907), Concord (1,176) and Richmond (985) have the highest number of women with births in the labor force. Countywide, 825 women with births receive some PA in 2016, a notable 12% increase over 737 women with births in 2015. The largest number of women with births on PA in 2016 live in Concord (183), Antioch (121), Richmond (93), Martinez (92), Vine Hill (65) and Pittsburg (60).

As of July 2017, the county's PIT rate of children in foster care is 3.8 per 1,000, while the state's is 5.8. Despite a general trend of declining foster care first entries since 2004, PIT rates of children in foster care are up from 2015, though first entries fell from 413 in 2015 to 403 in 2017. In Contra Costa, 0-5 year olds represent a slightly higher proportion of all first entries in 2017 (58% or 232 children) compared to 2015 (54% or 222 children). Contra Costa schools enrolled 1,443 foster students in 2015-16, up 70 students (5%) from the prior year. However, the number (103) and proportion (7%) of foster students who are kindergarteners was unchanged. Antioch (31), West Contra Costa (27) and Mt. Diablo Unified (19) all continue as the districts with the largest share of foster kindergarteners.

Demand for childcare for 0-1 year olds, which had declined slightly from 2010 to 2014, rose in 2017 with 48% of all requests for licensed care involving children less than 2, and 75% of these requests are for fulltime care. Requests for preschool age childcare represents another 36% of requests, down notably from 42% in 2014. Between 78-86% of daycare requests (children age 2-4) involve full time care. The 2017 California Child Care Portfolio estimates a licensed childcare slot is available for only 28% of Contra Costa children age 0-12 with working parents, indicating a continuing slide from 32% in 2012. About 51% of families seeking childcare in the county do so because parents are working, in school or undergoing job training.

In February 2018, Contra Costa County has 18,602 preschool age daycare center slots and 1,905 infant center slots in licensed or license-pending childcare centers. This represents a nearly 1% increase in daycare center slots and a 1% increase in infant center slots since 2017. However, including a total of 373 licensed childcare homes with 5,284 slots, the overall number of slots in the county fell 18% since 2014, while the number of sites fell 19%. The location of daycare slots in licensed centers has also seen notable shifts out of Hercules (-112), Brentwood (-88), San Pablo (-58) and Richmond (-33) and into Moraga (+94), San Ramon (+93), Walnut Creek (+77), Concord (+34), Rodeo (+34), Pleasant Hill (+32) and Byron (+30). In this same year, the location of infant care slots has seen notable shifts out of Bay Point (-30), Brentwood (-28) and Rodeo (-15) and into Pleasant Hill (+60), Richmond (+18) and Walnut Creek (+10). In 2017, full-time care for infants costs an average of \$11,394 annually in family childcare homes and \$17,690 in centers, a 30-34% increase since 2013. Costs for full time preschool care have also risen up to 37% since 2013.

## **Educational Profile**

Public school enrollment in the county has grown steadily and gradually from 168,228 students in 2010-11 to 177,370 in 2016-17, and the racial and ethnic composition of the student body has changed dramatically with more growth among multi-racial, Asian and Latino students, and less enrollment of White students. These trends continue in 2016-17 with the notable exception that the 3-5% increases in Latino enrollment seen in prior years has slowed to less than 2% in the past year. Contra Costa continues to maintain slightly higher proportions of children in preschool (7%), kindergarten (5%), elementary school (41%) and high school (22%) as compared to the state. Of Contra Costa residents age 3 and older in school, 19,115 (7%) attend nursery or preschool in 2016, up slightly from 18,714 (6%) in 2015. About 44% of preschoolers attend public preschools, and 57% of all 3-4

year olds in the county (15,979) attend school in 2016, which is down from 2015 (58% and 15,858), but continues to surpass the state (49%).

Transitional Kindergarten cumulative enrollment in Contra Costa County schools rose slightly from 2,509 to 2,531 in 2015-16, with 749 (30%) English Learners (EL) and 980 (39%) Socioeconomically Disadvantaged (SD). The proportion of TK students who are EL is much higher than average among Asian (41%) and Latino (57%) students. American Indian/Alaskan (50%), Pacific Islander (44%), African American (72%) and Latino (65%) students in TK are more likely to be SD students. Districts with the highest TK participation in 2015-16 include the same 5 districts as in the prior year, led by Mt. Diablo Unified (506) and followed by West Contra Costa Unified (476), San Ramon Valley Unified (454), Antioch Unified (221) and Brentwood Union Elementary (162), although Brentwood’s enrollment dropped considerably from 234 in the prior year.

In 2016-17, 69,708 (39%) of all 177,370 students in Contra Costa County schools are eligible for free or reduced price meals (FRPM), and both the county and state saw a slight 1% decline. Two Contra Costa districts saw FRPM-eligible enrollment increases of more than 95 students, including West Contra Costa Unified (up 97) and Contra Costa County Office of Education (up 384 or 21%). However, many districts saw significant declines relative to enrollment, including Acalanes Union High (down 16%), Antioch Unified (down 4%), Knightsen Elementary (down 7%), Martinez Unified (down 27%), Moraga Elementary (down 13%), Oakley Union Elementary (down 7%) and Walnut Creek Elementary (down 14%).

In 2016-17, the increasing rate of EL students in Contra Costa slowed somewhat and dropped slightly to 18%. Still, as the percentage of EL students in California dropped from 25% in 2004 to 21% in 2016, the county’s EL rate grew from 15% to 18%. Thus, in 2016-17 the percentage of EL students in the county is now just 3.8 points less than the state. The most common languages spoken by EL students has changed little, with 78% (24,468) speaking Spanish, another 2% (746) speaking Tagalog or Filipino, and 2% (723) speaking some other uncategorized non-English language. Notably, the fourth most common language is now Arabic, with 2% or 616 students, pushing Mandarin to fifth with 2% or 581 students. Countywide in 2016-17, 13% (3,890) of EL students are kindergarteners, up slightly from 12% in 2014-15. In 2016, Contra Costa has 15,016 children age 5-17 in limited-English households, and of these, 10,832 (72%) speak Spanish. Another 2,122 (14%) speak Asian or Pacific Islander languages. By comparison, 74% of children age 5-17 in limited-English households speak Spanish in California overall, while 14% speak Asian or Pacific Islander languages.

After modest improvements in truancy rates in 2014-15, county schools experienced a nearly 4% increase in truancy with an overall rate of 39% and 71,180 truant students in 2015-16. The districts of Lafayette Elementary (up 21.9), Knightsen Elementary (up 13.8), Pittsburg Unified (up 10.3) and Acalanes Union High (up 4.1) saw the largest percentage point increases, while John Swett Unified (down 8.5) and Oakley Union Elementary (down 7.5) saw the largest improvements. West Contra Costa Unified continues to have the highest truancy rate at 64% (up 3.4 points) which represents 20,861 truant students in 2015-16.

## Communities Served by Head Start

The Community Assessment reports on the conditions of children and families in the zip codes and census places listed below to access the need for Head Start program services. Based on 2016 ACS estimates, up to 9,720 0-2 year olds (including 2,331 pregnant women) and 8,268 3-5 year olds in Contra Costa County may be eligible to receive Early Head Start or Head Start services based on income alone.

City or CDP	Zip code
Byron / Discovery Bay	94505
Danville / Blackhawk	94506
Alamo	94507
Antioch	94509
Bethel Island	94511
Brentwood	94513
Byron / Discovery Bay	94514
Canyon	94516
Clayton	94517
Concord	94518
Concord	94519
Concord / Clyde	94520
Concord	94521
Concord / Pleasant Hill	94523
Contra Costa Centre	94597
Crockett	94525

City or CDP	Zip code
Knightsen	94548
Lafayette	94549
Martinez / Briones / Pacheco	94553
Moraga	94556
Oakley	94561
Orinda	94563
Pinole	94564
Pittsburg / Bay Point / Port Chicago / W. Pittsburg	94565
Port Costa	94569
Rodeo	94572
San Ramon	94582
San Ramon	94583
Walnut Creek	94595
Walnut Creek / Lafayette	94596
Walnut Creek	94597
Walnut Creek	94598

Danville	94526
Diablo	94528
El Cerrito	94530
Antioch	94531
Hercules / Rodeo	94547

Point Richmond / Richmond / North Richmond	94801
Richmond / San Pablo / El Sobrante	94803
Richmond	94804
Richmond	94805
Richmond / San Pablo / Tara Hills	94806

In 2017-18, the county’s Early Head Start program served 702 enrollees including the children of 64 pregnant women, while Head Start served 1,420. Nearly 35% of Early Head Start enrollees are less than 1 and 34% are 2 year olds. Of Head Start enrollees, 47% are 4 years old and 40% are 3 year olds. Hispanic/Latino children make up 59% of Early Head Start and 64% of Head Start enrollees. White children make up 58% of Early Head Start and 65% of Head Start enrollment, while African American children make up 27% of Early Head Start and 21% of Head Start enrollment. About 77% of families served by Early Head Start and 70% of families served by Head Start are single-parent families, and both percentages are up significantly from the prior year. As in prior years, the majority enrolled in both Early Head Start (66%) and Head Start (58%) are eligible based on income. Another 4% of 2017 Early Head Start and Head Start enrollees are in foster care, and 2% in each program are homeless. In 2017, 182 Head Start enrollees were determined to have a disability requiring special education services, a slight decline from 190 in 2016, but speech or language impairments continue as the most common condition of students in Head Start, impacting 150 or 82% of children diagnosed with any impairment. Autism is second most common, with 16 children (9%) diagnosed in 2017.

## **Community Assets and Resources for Head Start Children**

No single agency would be capable of eliminating the myriad causes and effects of poverty. Collaborations of the private sector, government agencies, community-based and faith-based organizations play a crucial role as they join forces, multiply individual efforts and leverage resources. The CSB recognizes that the Head Start, Early Head Start, CDD and CSBG programs accessed by many residents are more effective in reducing or eliminating poverty’s impact on children and families when they operate in unison through comprehensive partnerships with other local organizations committed to transforming individuals, families, neighborhoods and entire communities. With this perspective, the CSB continues its successful history of merging Head Start and Child Development programs into a unified Child Start program which offers more families full-day, year-round services such as high-quality education; health and dental services; job skills training support for family members in CalWORKs; and family advocacy services.

In the 2016-17 program year, 110 Early Head Start families needed and 284 received family services or service referrals. Services accessed most by Early Head Start families include parenting education (64 needed and 193 received) and health education services (58 needed and 210 received). A total of 294 Head Start families needed and 814 received family services or referrals. Services accessed most by Head Start families include parenting education (225 needed and 606 received) and health education services (157 needed and 618 received).

Contra Costa County sponsors its own health care system, the Contra Costa Health Services (CCHS), which offers a wide range of health services to residents. The CCHS uses a broad provider network to support individual, family and community health through primary, specialty, and inpatient medical care, mental health services, substance abuse treatment, public health programs, environmental health protection, hazardous materials response and inspection, and emergency medical services. CCHS operates the Contra Costa Health Plan (CCHP), an HMO that offers Medi-Cal Managed Care coverage, serves Medicare beneficiaries, provides quality care to county employees, businesses, individuals, and families, and implements the ACA Medi-Cal expansion to those with incomes below 138% of the FPL. This CCHS system provides a safety net of quality health care and medical services not otherwise available to low income residents.

In June 2017, the Board of Supervisors approved an agreement with the California Department of Health Care Services (DHCS) Substance Use Disorders branch that expands Medi-Cal coverage to include new treatments for substance use disorders, including outpatient and intensive outpatient services, residential treatment, withdrawal management, recovery support, case management and medication-assisted treatment. The agreement makes available \$64 million in Medi-Cal funds and a \$2.3 million match from county general funds to participate in the Drug Medi-Cal Organized Delivery System (DMC-ODS), a 3-year pilot program designed to test promising new SUD treatment delivery models. The county’s Alcohol & Other Drugs Services Program led an extensive and inclusive 2-year community planning effort to prepare for the DMC-ODS service expansion, that when fully implementation will serve as many as 7,000 new patients.

Finally, in 2018, California’s Superintendent of Public Instruction selected 287 elementary schools to receive the California Distinguished Schools Program award which recognizes and honors public schools that

have made “exceptional gains in implementing academic content and performance standards,” based on indicators such as test scores, suspension rates, and English learner progress. Contra Costa County has 7 of the schools named, including three in Orinda Union Elementary, three in San Ramon Valley Unified and one in West Contra Costa Unified.



# DEMOGRAPHICS

## Population Change

In 2016, the American Community Survey estimates Contra Costa County is home to 1,107,925 residents, up 1% from 2015. From 2010 to 2016, the county's population increased 5.6%, compared to 3.8% in California overall. The top five population centers in the county include Concord (126,938), Antioch (108,675), Richmond (108,303), San Ramon (74,366) and Pittsburg (67,998), with Antioch now surpassing Richmond and Pittsburg edging out Walnut Creek.

Since 2010, the county's growth rate overall (5.6%) has been exceeded by far in Vine Hill (up 13.4%), Rodeo (up 12.9%), Discovery Bay (up 10.6%), Brentwood (up 10.6%), Alamo (up 10.4%), Kensington (up 10.3%), Pacheco (up 10.1%), and Oakley (up 10.0%). In contrast, Tara Hills CDP (down 3.4%) and Bayview CDP (down 0.1%) have experienced population declines since 2010. Population growth since 2015 varies considerably from the county overall (up 1.1%) in Tara Hills CDP (up 3.6%), Vine Hills CDP (2.9%), East Richmond Heights CDP (up 2.8%), and Brentwood (up 2.6%). One-year population declines occurred in Pacheco (down 5.2%), El Sobrante (down 3.2%), and Alamo CDP (down 1.4%).

**Table 1 – Population by Census Place and Percentage Change, 2010 – 2016**

Location	*2010	2013	2015	2016	% Change Since 2010	% Change Since 2015
California	37,253,956	37,659,181	38,421,464	38,654,206	3.8%	0.6%
Contra Costa	1,049,025	1,065,794	1,096,068	1,107,925	5.6%	1.1%
Alamo CDP	14,570	15,672	16,301	16,078	10.4%	-1.4%
Antioch	102,372	104,035	107,501	108,675	6.2%	1.1%
Bayview CDP	1,754	2,287	1,728	1,753	-0.1%	1.4%
Bethel Island CDP	2,137	2,172	2,172	2,199	2.9%	1.2%
Blackhawk CDP	9,354	9,263	9,304	9,468	1.2%	1.8%
Brentwood	51,481	52,494	55,490	56,923	10.6%	2.6%
Clayton	10,897	11,137	11,497	11,655	7.0%	1.4%
Concord	122,067	123,658	126,268	126,938	4.0%	0.5%
Contra Costa Centre CDP	5,364	5,461	5,940	6,190	15.4%	4.2%
Crockett CDP	3,094	3,121	3,044	3,103	0.3%	1.9%
Danville	42,039	42,476	43,410	43,758	4.1%	0.8%
Discovery Bay CDP	13,352	13,030	14,650	14,765	10.6%	0.8%
E. Richmond Heights CDP	3,280	3,576	3,272	3,364	2.6%	2.8%
El Cerrito	23,549	23,862	24,418	24,646	4.7%	0.9%
El Sobrante CDP	12,669	13,478	13,388	12,963	2.3%	-3.2%
Hercules	24,060	24,340	24,838	25,011	4.0%	0.7%
Kensington CDP	5,077	5,201	5,595	5,602	10.3%	0.1%
Lafayette	23,893	24,347	25,082	25,381	6.2%	1.2%
Martinez	35,824	36,471	37,300	37,544	4.8%	0.7%
Moraga	16,016	16,315	16,787	16,977	6.0%	1.1%
Oakley	35,432	36,443	38,243	38,968	10.0%	1.9%
Orinda	17,643	18,108	18,703	18,936	7.3%	1.2%
Pacheco CDP	3,685	4,001	4,282	4,059	10.1%	-5.2%
Pinole	18,390	18,587	18,922	19,040	3.5%	0.6%
Pittsburg	63,264	64,588	66,947	67,998	7.5%	1.6%
Pleasant Hill	33,152	33,513	34,155	34,395	3.7%	0.7%
Richmond	103,701	105,280	107,597	108,303	4.4%	0.7%
Rodeo CDP	8,679	8,689	9,724	9,798	12.9%	0.8%
San Pablo	29,139	29,324	29,777	29,991	2.9%	0.7%
San Ramon	72,148	72,707	74,571	74,366	3.1%	-0.3%
Tara Hills CDP	5,126	4,674	4,778	4,950	-3.4%	3.6%
Vine Hill CDP	3,761	4,128	4,144	4,264	13.4%	2.9%
Walnut Creek	64,173	65,122	66,799	67,568	5.3%	1.2%

## Population by Race and Ethnicity

From 2010 to 2016, the county’s population grew 5.6% from 1,049,025 to 1,107,925, averaging just under 1% growth per year. The largest growth in terms of number of residents has occurred among Caucasians (up 47,345 or 7.7%); however, the rate of growth has been highest among multi-racial residents (up 14.3%), Pacific Islander/Native Hawaiian residents (up 13.7%), Asian residents (up 13.5%), and Hispanic residents (up 8.7%). Since 2010, the county has seen a drop in the number of residents of some other race (down 15.6%) and number of American Indian/Alaska Native residents (down 11.0%). Compared to the state overall, the county overall continues to have a much lower proportion of Hispanic residents and a modestly higher proportion of African American, Asian residents, and multi-racial residents.

**Table 2 – Population by Ethnicity 2010 – 2016**

RACE / ETHNICITY	2010		2016		CALIFORNIA %
	CONTRA COSTA #	CONTRA COSTA %	CONTRA COSTA #	CONTRA COSTA %	
Caucasian	614,512	58.6	661,857	59.7	61.3
African American	97,161	9.3	97,032	8.8	5.9
American Indian / Alaska Native	6,122	0.6	5,447	0.5	0.7
Asian	151,469	14.4	171,853	15.5	13.9
Pacific Islander / Native	4,845	0.5	5,511	0.5	0.4
Two or more races	62,225	5.9	71,099	6.4	4.6
Some other race	112,691	10.7	95,126	8.6	13.3
Hispanic or Latino	255,560	24.4	277,676	25.1	38.6
<b>Total population</b>	<b>1,049,025</b>		<b>1,107,925</b>		<b>38,654,206</b>

Source: U.S. Census, 2010 U.S. Census and 2012-2016 5-Year American Community Survey. <https://factfinder.census.gov/faces/nav/jsf/pages/searchresults>

## Population by Age

In 2016 Contra Costa County is home to an estimated 260,665 children age 0-17, with 260,016 living in households and 79,334 (30.5%) less than 6 years of age. An estimated 3.4% (37,441) of all residents are 0-2 year olds, compared to 3.8% in the state, and another 2.5% (27,795) are 3-4 years old, compared to 2.7% in the state. Since 2012 the overall population of children has remained relatively constant, with increases in children age 6-14 and decreases in children age 0-5 and over 14.

**Table 3 – Contra Costa County Children in Households by Age Group, 2012 – 2016**

Age Group	2012	2013	2014	2015	2016
0-2 Years	38,104	38,000	37,339	37,787	37,441
3-5 Years	41,935	42,153	42,546	41,724	41,893
6-8 Years	44,262	44,889	44,991	44,410	44,451
9-11 Years	44,272	43,911	43,654	45,200	45,666
12-14 Years	43,978	44,131	45,042	44,834	44,919
15-17 Years	46,289	46,154	45,847	45,763	45,646
<b>Total Children Age 0-17</b>	<b>258,840</b>	<b>259,238</b>	<b>259,419</b>	<b>259,718</b>	<b>260,016</b>

Source: U.S. Census Bureau, 2011-2015 5-Year ACS; <http://factfinder2.census.gov/faces/nav/jsf/pages/searchresults.xhtml?refresh=t>

Several communities within the county have concentrations of children age 0-2 notably higher than the overall county (3.4%) including, Pittsburg (4.5%), Concord (4.0%), Richmond (4.0%), Rodeo (3.9%), and San Pablo (3.9%). Cities with the highest populations of 0-2 year olds include Concord (5,133), Richmond (4,336), Antioch (3,645), and Pittsburg (3,056). Communities with concentrations of 3-4 year olds that are notably higher than the county (2.5%) include Vine Hill (3.9%), Oakley (3.3%), Rodeo (3.3%), East Richmond Heights (3.1%), Pleasant Hill (3.0%), Concord (2.9%), and San Ramon (2.9%). Cities with the highest populations of 3-4 year olds include Concord (3,627), Richmond (2,826), Antioch (2,820), and San Ramon (2,188).

**Table 4 – Population by Age Group and Census Place, 2016**

Area		Population	0-2 years	3-4 years	5-17 years	0-17 yrs (in HHs or Group Qtrs)	In Group Qtrs / % of all children	18 and Over
California	Count	38,654,206	1,458,258	1,039,562	6,618,935	9,140,283	23,528	29,513,923
	%		3.8	2.7	17.1	23.6	0.3	76.4
Contra Costa	Count	1,107,925	37,441	27,795	194,780	260,665	649	847,260
	%		3.4	2.5	17.6	23.5	0.2	76.5
Alamo CDP	Count	16,078	376	335	3,347	4,058	0	12,020
	%		2.3	2.1	20.8	25.2	0.0	74.8
Antioch	Count	108,675	3,645	2,820	21,547	28,104	92	80,571
	%		3.4	2.6	19.8	25.9	0.3	74.1
Bayview CDP	Count	1,753	62	22	236	333	13	1,420
	%		3.5	1.3	13.5	19.0	3.9	81.0
Bethel Island CDP	Count	2,199	68	34	164	266	0	1,933
	%		3.1	1.5	7.5	12.1	0.0	87.9
Blackhawk CDP	Count	9,468	242	178	1,660	2,080	0	7,388
	%		2.6	1.9	17.5	22.0	0.0	78.0
Brentwood	Count	56,923	1,827	1,555	12,423	15,817	12	41,106
	%		3.2	2.7	21.8	27.8	0.1	72.2
Clayton	Count	11,655	335	293	2,243	2,872	1	8,783
	%		2.9	2.5	19.2	24.6	0.0	75.4
Concord	Count	126,938	5,133	3,627	19,253	28,056	43	98,882
	%		4.0	2.9	15.2	22.1	0.2	77.9
Contra Costa Centre CDP	Count	6,190	209	94	258	561	0	5,629
	%		3.4	1.5	4.2	9.1	0.0	90.9
Crockett CDP	Count	3,103	116	65	324	505	0	2,598
	%		3.7	2.1	10.4	16.3	0.0	83.7
Danville	Count	43,758	1,343	1,167	9,539	12,059	10	31,699
	%		3.1	2.7	21.8	27.6	0.1	72.4
Discovery Bay CDP	Count	14,765	316	369	3,088	3,773	0	10,992
	%		2.1	2.5	20.9	25.6	0.0	74.4
E. Richmond Heights CDP	Count	3,364	76	104	314	498	4	2,866
	%		2.3	3.1	9.3	14.8	0.8	85.2
El Cerrito	Count	24,646	757	584	2,972	4,314	1	20,332
	%		3.1	2.4	12.1	17.5	0.0	82.5
El Sobrante CDP	Count	12,963	255	267	1,900	2,422	0	10,541
	%		2.0	2.1	14.7	18.7	0.0	81.3
Hercules	Count	25,011	709	517	3,792	5,054	36	19,957
	%		2.8	2.1	15.2	20.2	0.7	79.8
Kensington CDP	Count	5,602	173	49	776	998	0	4,604
	%		3.1	0.9	13.9	17.8	0.0	82.2
Lafayette	Count	25,381	569	595	5,358	6,523	1	18,858
	%		2.2	2.3	21.1	25.7	0.0	74.3
Martinez	Count	37,544	1,262	629	5,112	7,125	122	30,419
	%		3.4	1.7	13.6	19.0	1.7	81.0
Moraga	Count	16,977	408	252	3,029	3,705	16	13,272
	%		2.4	1.5	17.8	21.8	0.4	78.2
Oakley	Count	38,968	1,323	1,270	8,144	10,764	27	28,204
	%		3.4	3.3	20.9	27.6	0.3	72.4
Orinda	Count	18,936	332	370	3,679	4,381	0	14,555
	%		1.8	2.0	19.4	23.1	0.0	76.9
Pacheco CDP	Count	4,059	120	59	396	575	0	3,484
	%		3.0	1.5	9.8	14.2	0.0	85.8
Pinole	Count	19,040	452	305	2,648	3,418	13	15,622
	%		2.4	1.6	13.9	18.0	0.4	82.0
Pittsburg	Count	67,998	3,056	1,894	12,428	17,403	25	50,595
	%		4.5	2.8	18.3	25.6	0.1	74.4

Area		Population	0-2 years	3-4 years	5-17 years	0-17 yrs (in HHs or Group Qtrs)	In Group Qtrs / % of all children	18 and Over
Pleasant Hill	Count	34,395	1,250	1,038	4,397	6,706	21	27,689
	%		3.6	3.0	12.8	19.5	0.3	80.5
Richmond	Count	108,303	4,336	2,826	17,514	24,753	77	83,550
	%		4.0	2.6	16.2	22.9	0.3	77.1
Rodeo CDP	Count	9,798	387	322	1,466	2,175	0	7,623
	%		3.9	3.3	15.0	22.2	0.0	77.8
San Pablo	Count	29,991	1,171	828	5,618	7,623	6	22,368
	%		3.9	2.8	18.7	25.4	0.1	74.6
San Ramon	Count	74,366	2,413	2,188	17,456	22,077	20	52,289
	%		3.2	2.9	23.5	29.7	0.1	70.3
Tara Hills CDP	Count	4,950	60	113	851	1,024	0	3,926
	%		1.2	2.3	17.2	20.7	0.0	79.3
Vine Hill CDP	Count	4,264	150	167	648	965	0	3,299
	%		3.5	3.9	15.2	22.6	0.0	77.4
Walnut Creek	Count	67,568	1,813	1,014	8,202	11,041	12	56,527
	%		2.7	1.5	12.1	16.3	0.1	83.7

Source: U.S. Census, Quick Facts; 2012-2016 5-Year ACS; <http://factfinder.census.gov/faces/nav/jsf/pages/searchresults.xhtml?refresh=t>

## Population by Nativity

In 2015, about 76% of Contra Costa County residents are U.S. born, compared to 73% in California overall. Of the county's 262,426 residents born outside the U.S., 52% have become naturalized citizens, compared to 49% in the state. The percentage of foreign-born residents who are non-citizens is much higher than the countywide average (48%) in Concord (54%), Pittsburg (53%), Richmond (63%), and San Pablo (64%). However, a much lower proportion of foreign born residents are 0-4 year olds (< 1%) compared to native residents (8%).

## Households and Families

The number of households in Contra Costa County rose just under 1% since 2015, increasing from 384,646 in 2015 to 387,540 in 2016. The communities of Antioch (up 258), Brentwood (up 282), Concord (up 295), Pittsburg (up 529) and Walnut Creek (up 505) saw the largest 1-year growth in number of households; however, Antioch (up 427), Danville (up 237), Martinez (up 248), Pittsburg (up 600) and Pleasant Hill (up 333) gained the most families. Although county households share many characteristics with the state, the county continues to exceed the state in its proportion of families, families with children, married-couple families, and married-couple families with children. The number of families in the county has increased 9% since 2009, and although the percentage with children has declined slightly, 7,645 more Contra Costa families have children in 2015 compared to in 2009.

**Table 5 – Family Composition, 2009 – 2016**

HOUSEHOLD TYPE	2009			2016		
	COUNTY NUMBER	COUNTY PERCENT	CALIFORNIA PERCENT	COUNTY NUMBER	COUNTY PERCENT	CALIFORNIA PERCENT
Family households (families)	253,104	69.2	68.5	276,292	71.3	68.7
HHs with own children < 18 years	120,947	33.4	34.8	127,926	33.0	31.5
Married-couple family	198,162	54.7	49.7	209,832	54.1	49.3
HHs with own children < 18 years	92,821	25.6	24.5	96,242	24.8	22.0
Female householder, no husband	37,859	10.5	12.9	47,446	12.2	13.5
HHs with own children < 18 years	20,467	5.7	7.4	23,421	6.0	6.8
HHs with individuals < 18 years	133,420	36.8	38.7	141,065	36.4	35.7
<b>Total households</b>	<b>362,102</b>		<b>12,097,894</b>	<b>387,540</b>		<b>12,807,387</b>

Source: <http://factfinder2.census.gov/faces/nav/jsf/pages/searchresults.xhtml?refresh=t>

Critically, the county's proportion of single female-headed families, which tend to be lower income households, still account for 12.2% of all households (up from 10.5% in 2009). However, of these 47,446 households, about half (49%) include children, compared to more than half (54%) in 2009. Countywide, about 8.5% of all families are

headed by single females who have children less than 18 years old. Areas within the county where single female-headed families with children represent a much higher proportion of families include San Pablo (16.6%), Antioch (15.8%), Pittsburg (14.4%) Richmond (12.6%) and Rodeo (12.3%). Countywide, about 3.0% of all families are headed by single males with children. Areas where single male-headed families with children represent a much higher percentage of families include Vine Hill (6.1%), Oakley (5.3%) and Bay View (5.5%).

**Table 6 – Family Composition by Presence of Children, 2016**

Area	Total HHs	Total Families	All Families		Married-couples		Single Male-headed		Single Female-headed	
			With children <18	% of Families	With children <18	% of Families	With children <18	% of Families	With children <18	% of Families
Contra Costa	387,540	276,292	127,926	46.3	96,242	34.8	8,263	3.0	23,421	8.5
Alamo CDP	5,439	4,669	2,045	43.8	1,883	40.3	70	1.5	92	2.0
Antioch	33,976	26,084	12,553	48.1	7,567	29.0	876	3.4	4,110	15.8
Bayview	599	493	192	38.9	165	33.5	27	5.5	0	0.0
Bethel Island	1,058	558	130	23.3	109	19.5	21	3.8	0	0.0
Blackhawk	3,544	3,034	1,226	40.4	1,103	36.4	42	1.4	81	2.7
Brentwood	18,007	14,657	7,387	50.4	5,871	40.1	474	3.2	1,042	7.1
Clayton	4,144	3,233	1,387	42.9	1,197	37.0	78	2.4	112	3.5
Concord	45,704	31,409	14,003	44.6	10,147	32.3	1,269	4.0	2,587	8.2
CC Centre	3,513	1,363	405	29.7	325	23.8	10	0.7	70	5.1
Crockett	1,436	863	309	35.8	197	22.8	27	3.1	85	9.8
Danville	15,657	12,111	6,094	50.3	5,223	43.1	311	2.6	560	4.6
Discovery By	5,159	4,065	1,791	44.1	1,315	32.3	129	3.2	347	8.5
E Rich. Hgts	1,415	885	299	33.8	189	21.4	8	0.9	102	11.5
El Cerrito	9,963	6,666	2,639	39.6	2,127	31.9	202	3.0	310	4.7
El Sobrante	4,821	3,179	1,239	39.0	812	25.5	64	2.0	363	11.4
Hercules	8,149	6,314	2,678	42.4	2,017	31.9	152	2.4	509	8.1
Kensington	2,332	1,578	547	34.7	418	26.5	63	4.0	66	4.2
Lafayette	9,465	6,974	3,423	49.1	2,913	41.8	220	3.2	290	4.2
Martinez	14,729	9,668	3,731	38.6	2,849	29.5	281	2.9	601	6.2
Moraga	5,606	4,289	1,941	45.3	1,651	38.5	67	1.6	223	5.2
Oakley	11,463	9,148	4,746	51.9	3,561	38.9	489	5.3	696	7.6
Orinda	6,884	5,574	2,229	40.0	2,092	37.5	47	0.8	90	1.6
Pacheco	1,609	991	315	31.8	281	28.4	0	0.0	34	3.4
Pinole	6,803	4,969	1,653	33.3	1,130	22.7	42	0.8	481	9.7
Pittsburg	20,709	15,742	7,667	48.7	4,770	30.3	638	4.1	2,259	14.4
Pleasant Hill	13,729	8,306	3,758	45.2	3,164	38.1	141	1.7	453	5.5
Richmond	37,054	24,114	11,112	46.1	7,072	29.3	998	4.1	3,042	12.6
Rodeo	3,184	2,447	940	38.4	582	23.8	58	2.4	300	12.3
San Pablo	9,076	6,646	3,422	51.5	2,011	30.3	308	4.6	1,103	16.6
San Ramon	25,044	19,614	12,493	63.7	11,143	56.8	306	1.6	1,044	5.3
Tara Hills	1,669	1,246	558	44.8	428	34.3	48	3.9	82	6.6
Vine Hill	1,344	1,006	540	53.7	431	42.8	61	6.1	48	4.8
Walnut Creek	30,822	17,152	6,256	36.5	5,188	30.2	361	2.1	707	4.1

Source: U.S. Census, 2011-2015 5-Year American Community Survey; <http://factfinder.census.gov/faces/nav/jsf/pages/searchresults.xhtml?refresh=t>

An estimated 54,338 children age 0-5 or 79% of all 0-5 year olds in Contra Costa County, live in married-couple families. Another 3,813 (6%) children age 0-5 live in single male-headed families, and 10,266 (15%) live in single female-headed families. Of 31,843 0-2 year olds, 25,756 (81%) live in married-couple families, 1,516 (5%) live in single male-headed families, and 4,571 live in single female-headed families.

**Table 7 – Population of Children Age 0-5 in Married-Couple Families 2016**

Geography	Total < 18	Age 0-2	Age 3-4	Age 5
Contra Costa	232760	25756	19032	9550
Alamo	3908	368	335	196
Antioch	23473	1810	1386	686
Bayview	296	62	22	28
Bethel Island	197	40	11	0
Blackhawk	2032	233	168	62
Brentwood	14540	1279	1145	690
Clayton	2684	259	194	75
Concord	25288	3501	2638	1110
Contra Costa Centre	525	173	94	18
Crockett	459	81	43	6
Danville	11666	1293	1056	528
Discovery Bay	3619	250	203	172
East Richmond Heights	420	76	20	0
El Cerrito	4065	675	492	193
El Sobrante	2108	109	129	84
Hercules	4339	524	382	171
Kensington	946	162	49	61
Lafayette	6306	569	576	228
Martinez	6259	762	422	200
Moraga	3474	281	213	151
Oakley	9190	810	833	411
Orinda	4334	312	353	190
Pacheco	450	108	45	30
Pinole	2799	378	155	86
Pittsburg	14411	1685	1028	709
Pleasant Hill	6206	999	810	296
Richmond	20393	2216	1351	698
Rodeo	1813	162	136	28
San Pablo	6536	622	341	170
San Ramon	21498	2204	2097	1087
Tara Hills	945	60	105	0
Vine Hill	837	93	144	45
Walnut Creek	10633	1648	770	387

Source: U.S. Census Bureau, 5-Year ACS; <http://factfinder2.census.gov/faces/nav/jsf/pages/searchresults.xhtml?refresh=t>

**Table 8 – Population of Children Age 0-5 in Single Male-Headed Families 2016**

Geography	Total < 18	Age 0-2	Age 3-4	Age 5
Contra Costa	232760	1516	1352	945
Alamo	3908	0	0	0
Antioch	23473	132	49	140
Bayview	296	0	0	0
Bethel Island	197	0	0	21
Blackhawk	2032	0	0	0
Brentwood	14540	95	114	16
Clayton	2684	0	0	9
Concord	25288	324	320	141
Contra Costa Centre	525	0	0	0
Crockett	459	0	3	29
Danville	11666	0	30	43
Discovery Bay	3619	21	7	39
East Richmond Heights	420	0	0	0
El Cerrito	4065	11	21	12
El Sobrante	2108	0	53	13
Hercules	4339	0	0	32

Geography	Total < 18	Age 0-2	Age 3-4	Age 5
Kensington	946	11	0	0
Lafayette	6306	0	0	9
Martinez	6259	137	18	70
Moraga	3474	12	12	0
Oakley	9190	14	99	53
Orinda	4334	0	0	0
Pacheco	450	0	0	0
Pinole	2799	0	0	0
Pittsburg	14411	130	78	43
Pleasant Hill	6206	44	29	0
Richmond	20393	294	190	141
Rodeo	1813	37	0	0
San Pablo	6536	94	152	41
San Ramon	21498	31	11	12
Tara Hills	945	0	8	0
Vine Hill	837	0	0	0
Walnut Creek	10633	58	74	15

Source: U.S. Census Bureau, 5-Year ACS; <http://factfinder2.census.gov/faces/nav/jsf/pages/searchresults.xhtml?refresh=t>

**Table 9 – Population of Children Age 0-5 in Single Female-Headed Families 2016**

Geography	Total < 18	Age 0-2	Age 3-4	Age 5
Contra Costa	232760	4571	3902	1793
Alamo	3908	0	0	0
Antioch	23473	884	646	280
Bayview	296	0	0	0
Bethel Island	197	0	0	0
Blackhawk	2032	0	0	0
Brentwood	14540	131	177	151
Clayton	2684	76	57	0
Concord	25288	605	445	123
Contra Costa Centre	525	0	0	0
Crockett	459	35	3	0
Danville	11666	12	81	78
Discovery Bay	3619	23	159	83
East Richmond Heights	420	0	45	0
El Cerrito	4065	32	8	22
El Sobrante	2108	99	48	50
Hercules	4339	51	51	38
Kensington	946	0	0	0
Lafayette	6306	0	0	0
Martinez	6259	128	58	73
Moraga	3474	11	17	0
Oakley	9190	196	71	9
Orinda	4334	0	17	17
Pacheco	450	0	0	0
Pinole	2799	8	82	43
Pittsburg	14411	607	342	76
Pleasant Hill	6206	83	117	66
Richmond	20393	784	704	353
Rodeo	1813	109	97	19
San Pablo	6536	275	200	72
San Ramon	21498	94	71	82
Tara Hills	945	0	0	0
Vine Hill	837	0	0	0
Walnut Creek	10633	53	140	40

Source: U.S. Census Bureau, 5-Year ACS; <http://factfinder2.census.gov/faces/nav/jsf/pages/searchresults.xhtml?refresh=t>

# ECONOMIC INDICATORS

## Self-Sufficiency

The Self-Sufficiency Standard calculates the local or regional costs associated with each basic need to determine the household income individuals and families need to meet these basic needs without public subsidies or private assistance. It provides a more detailed, up-to-date, and regionally-specific measure than the FPL of what people must earn to be self-sufficient. The last county-level Self-Sufficiency Standard calculation occurred in 2014, and in that year the standard in Contra Costa County for a family with one adult, an infant, and one preschool age child had increased to \$109,545, representing a fulltime hourly wage of about \$52. However, the median family income in Contra Costa County in 2014 was \$95,087.

**Table 10 – Self-Sufficiency Wage for Various Family Types, Contra Costa County, 2014**

Monthly Costs	Adult	Adult + Infant	Adult + Preschooler	Adult + Infant Preschooler	Adult + Infant Preschooler Schoolage	2 Adults + Infant Preschooler	2 Adults + Preschooler Schoolage
Housing	\$1,207	\$1,517	\$1,517	\$1,517	\$2,119	\$1,517	\$1,517
Child Care	\$0	\$1,324	\$1,058	\$2,382	\$2,889	\$2,382	\$1,565
Food	\$300	\$445	\$455	\$597	\$806	\$856	\$939
Transportation	\$103	\$103	\$103	\$103	\$103	\$206	\$206
Health Care	\$149	\$450	\$450	\$460	\$485	\$518	\$534
Miscellaneous	\$176	\$384	\$358	\$506	\$640	\$548	\$476
Taxes	\$416	\$957	\$842	\$1,541	\$2,436	\$1,343	\$1,004
Earned Income Tax Credit	\$0	\$0	\$0	\$0	\$0	\$0	\$0
Child Care Tax Credit	\$0	-\$50	-\$50	-\$100	-\$100	-\$100	-\$100
Child Tax Credit	\$0	-\$83	-\$83	-\$167	-\$250	-\$167	-\$167
Self-Sufficiency Hourly Wage	<b>\$13.36</b>	<b>\$28.67</b>	<b>\$26.42</b>	<b>\$38.85</b>	<b>\$51.87</b>	<b>\$20.18</b>	<b>\$16.98</b>
						<i>per adult</i>	<i>per adult</i>
Monthly Wages	<b>\$2,351</b>	<b>\$5,046</b>	<b>\$4,651</b>	<b>\$6,838</b>	<b>\$9,129</b>	<b>\$7,104</b>	<b>\$5,976</b>
Annual Wages	<b>\$28,209</b>	<b>\$60,557</b>	<b>\$55,807</b>	<b>\$82,059</b>	<b>\$109,545</b>	<b>\$85,246</b>	<b>\$71,711</b>

Source: Self-Sufficiency Standard Report for California, 2014; Center for Women's Welfare, University of Washington; <http://www.insightccce.d.org/>

## Annual Income

In 2016, median annual income for California families has increased to \$72,952, up 3% since 2015 and 19% since 2005. Median family income in Contra Costa County has increased to \$98,983, up 3% since 2015 and 20% since 2005. Median family income in the county ranges from a high of \$223,333 in Orinda to a low of \$48,409 in San Pablo. Sixteen census places in the county have family incomes below the countywide median, including the population centers of Antioch, Concord, Oakley, Pinole, Pittsburg, Richmond, and San Pablo. Significant 1-year increases in estimates of median household income have occurred in Blackhawk (up \$17,415), Orinda (up \$13,601), and Pleasant Hill (up \$12,250) compared to a countywide increase in median household income (\$2,696). Communities that saw notable declines in median household income include Kensington (down \$5,688) and Moraga (down \$1,100).

**Table 11 – Median Income for Contra Costa County and California Families, 2005 – 2016**

INCOME	2005		2016	
	CONTRA COSTA	CALIFORNIA	CONTRA COSTA	CALIFORNIA
Median income	\$82,641	\$61,476	\$98,983	\$72,952
<b>Total Families</b>	<b>253,104</b>	<b>8,281,119</b>	276,292	8,800,019

Source: U.S. Census Bureau, 5-Year ACS; <http://factfinder2.census.gov/faces/nav/jsf/pages/searchresults.xhtml?refresh=t>

An estimated 61% of householders with children under 6 in California and 64% in Contra Costa County are in families in which all parents are in the workforce, whether employed or not. In the county, this represents 48,966 householders, a 1% decline from 49,453 a year ago. Statewide, the number of householders with children under 6 in Contra Costa County



families in which all parents work was also down about 0.5%. Areas that saw significant declines in the number of these householders include Richmond (-463), Oakley (-325), Walnut Creek (-272), Brentwood (-126), Discovery Bay (-171), Pittsburg (-147) and Lafayette (-103). However, especially high concentrations of these householders live in communities which also have lower than average median incomes, including Antioch (4,878), Concord (6,320), Oakley (2,040), Pittsburg (3,637), Richmond (5,407) and San Pablo (1,427).

**Table 12 – Householders in Workforce with Children Under 6 and Family Income, 2016**

Region	Civilian workforce	Householders with kids < 6	With kids < 6, all parents in workforce	% with kids < 6, all parents in workforce	Total Families	Median family income	Mean family income
Contra Costa	564,951	76,630	48,966	63.9	276,292	\$98,983	\$129,918
Alamo	7,048	920	353	38.4	4,669	\$194,306	\$255,244
Antioch	52,834	7,350	4,878	66.4	26,084	\$72,019	\$87,762
Bayview	793	112	112	100.0	493	\$79,485	\$90,667
Bethel Island	711	100	69	69.0	558	\$58,804	\$80,176
Blackhawk	4,778	482	175	36.3	3,034	\$197,906	\$241,037
Brentwood	27,317	4,306	2,680	62.2	14,657	\$107,200	\$118,978
Clayton	5,873	670	586	87.5	3,233	\$148,832	\$171,138
Concord	67,733	10,044	6,320	62.9	31,409	\$82,407	\$100,308
Contra Costa Cntr	4,351	285	112	39.3	1,363	\$132,643	\$141,442
Crockett	1,755	203	189	93.1	863	\$91,267	\$102,230
Danville	20,503	3,159	1,859	58.8	12,111	\$165,955	\$216,037
Discovery Bay	7,629	983	599	60.9	4,065	\$109,306	\$127,719
E. Richmond Hts	1,873	165	114	69.1	885	\$75,911	\$98,640
El Cerrito	13,364	1,567	1,008	64.3	6,666	\$107,006	\$131,379
El Sobrante	7,317	648	394	60.8	3,179	\$74,767	\$88,837
Hercules	14,063	1,446	1,122	77.6	6,314	\$114,521	\$124,708
Kensington	3,077	283	172	60.8	1,578	\$154,833	\$200,509
Lafayette	12,446	1,382	662	47.9	6,974	\$184,101	\$239,962
Martinez	21,454	2,227	1,446	64.9	9,668	\$106,903	\$121,948
Moraga	7,601	707	490	69.3	4,289	\$169,375	\$219,028
Oakley	19,711	2,972	2,040	68.6	9,148	\$90,426	\$101,820
Orinda	8,916	909	522	57.4	5,574	\$223,333	\$295,905
Pacheco	2,318	209	163	78.0	991	\$61,927	\$79,101
Pinole	10,153	836	541	64.7	4,969	\$82,485	\$99,995
Pittsburg	34,554	5,681	3,637	64.0	15,742	\$68,600	\$83,100
Pleasant Hill	18,565	2,612	1,642	62.9	8,306	\$113,302	\$141,502
Richmond	56,167	8,230	5,407	65.7	24,114	\$62,445	\$80,820
Rodeo	4,734	778	433	55.7	2,447	\$82,417	\$93,642
San Pablo	14,793	2,241	1,427	63.7	6,646	\$48,409	\$58,017
San Ramon	38,404	5,770	3,646	63.2	19,614	\$153,296	\$175,154
Tara Hills	2,400	173	157	90.8	1,246	\$83,875	\$82,102
Vine Hill	2,072	350	180	51.4	1,006	\$75,882	\$83,307
Walnut Creek	32,745	3,232	2,128	65.8	17,152	\$116,705	\$150,617

Source: US Census Bureau, 2012-2016 5-Year ACS; <http://factfinder.census.gov/faces/nav/jsf/pages/searchresults.xhtml?refresh=t>

## Unemployment

According to Employment Development Department (EDD) estimates, Contra Costa County's December 2017 unemployment rate (3.2%) continues to be lower than the state overall (4.2%) with both rates markedly improved since 2016. Since 2016, unemployment rates in the county dropped nearly 26%, while the state's rate dropped nearly 18%.

**Table 13 – Unemployment Rates in Contra Costa County and California, 2002 – 2017**

	2002	2004	2006	2008	2010	2012	2014	2016	2017
Contra Costa County	5.7	4.7	4.0	7.5	10.8	9.0	5.7	4.3	3.2

<b>California</b>	6.7	5.7	4.7	9.0	12.1	9.6	6.6	5.1	4.2
-------------------	-----	-----	-----	-----	------	-----	-----	-----	-----

Source: CA Employment Development Department, Labor Market Information Division, 2017; <http://www.labormarketinfo.edd.ca.gov>

Although rates from Employment Development Department (EDD) estimates as of December 2017 indicate improved employment in all areas of the county, unemployment is still much higher than average among residents in Tara Hills (6.5%), Vine Hill (5.2%), San Pablo (4.9%), Rodeo (4.7%), Antioch (4.4%) and Oakley (4.0%). However, large population centers such as Pittsburg (3.8%), Richmond (3.7%) and Concord (3.4%) continue to have rates that exceed the overall county (3.2%).

**Table 14 – Annual Unemployment Rates by County Sub-Area, 2002 – 2017**

	2002	2004	2006	2008	2010	2012	2014	2016	2017
Alamo (CDP)	2.3	2.3	1.4	2.0	4.0	3.3	2.1	2.3	1.8
Antioch (City)	6.1	6.0	4.6	6.4	12.2	10.2	6.5	6.3	4.4
Bayview-Montalvin (CDP)	9.7	9.7	8.0	11.1	20.1	17.2	11.2	--	--
Bethel Island (CDP)	9.4	9.4	8.1	11.1	20.2	17.2	11.3	5.9	2.1
Blackhawk (CDP)	2.8	2.8	1.9	2.7	5.2	4.3	2.7	--	--
Brentwood (City)	4.7	4.7	3.5	5.0	9.6	8.0	5.0	3.8	2.7
Clayton (City)	1.1	1.1	0.9	1.3	2.6	2.2	1.3	4.0	2.7
Concord (City)	5.8	5.8	4.4	6.1	11.6	9.8	6.2	4.9	3.4
Crockett (CDP)	10.2	10.2	8.4	11.6	21.0	17.9	11.8	2.9	2.2
Danville (City)	2.7	2.7	2.1	2.9	5.7	4.7	3.0	3.6	2.5
Discovery Bay (CDP)	3.2	3.2	2.8	3.9	7.7	6.4	4.0	4.6	2.4
East Richmond Hgts	6.1	6.1	4.9	6.8	13.0	10.9	7.0	4.7	1.7
El Cerrito (City)	4.7	4.7	3.6	5.0	9.6	8.0	5.1	4.0	2.8
El Sobrante (CDP)	4.7	4.7	3.6	5.0	9.6	8.0	4.6	4.3	3.6
Hercules (City)	3.5	3.5	2.8	4.0	7.7	6.4	4.0	3.0	2.1
Kensington (CDP)	2.0	2.0	1.4	2.0	3.9	3.2	2.0	1.7	1.7
Lafayette (City)	1.9	1.9	1.4	2.0	3.9	3.3	2.0	2.5	1.7
Martinez (City)	4.2	4.2	3.2	4.5	8.6	7.2	4.5	4.1	2.8
Moraga Town (City)	8.2	8.2	5.9	8.2	15.3	13.0	3.4	3.1	3.1
Oakley (City)	3.8	3.8	2.8	4.0	7.8	6.5	4.1	5.7	4.0
Orinda (City)	1.8	1.8	1.5	2.1	4.1	3.4	2.1	2.2	1.5
Pacheco (CDP)	5.1	5.1	4.2	5.8	11.1	9.3	5.9	7.0	--
Pinole (City)	3.4	3.4	2.7	3.9	7.5	6.2	3.9	3.8	2.6
Pittsburg (City)	8.6	8.6	6.6	9.1	16.9	14.3	9.3	5.4	3.8
Pleasant Hill (City)	4.3	4.3	3.2	4.5	8.8	7.3	4.6	3.8	2.6
Richmond (City)	8.8	8.8	6.7	9.3	17.2	14.6	9.5	5.2	3.7
Rodeo (CDP)	3.8	3.8	2.3	3.3	6.5	5.4	8.3	4.8	4.7
San Pablo (City)	11.1	11.0	8.5	11.7	21.1	18.0	11.8	7.0	4.9
San Ramon (City)	2.1	2.1	1.6	2.3	4.5	3.7	2.3	3.0	2.1
Tara Hills (CDP)	6.0	6.0	4.5	6.3	11.9	10.0	6.4	9.2	6.5
Vine Hill (CDP)	7.2	7.2	6.0	8.3	15.6	13.1	8.5	9.8	5.2
Walnut Creek (City)	3.5	3.5	2.7	3.7	7.3	6.1	3.8	3.1	2.1

Source: CA Employment Development Department, Labor Market Information Division. 2006 – January 2016; 2017 rates based on December 2017 final non-adjusted rates. <http://www.labormarketinfo.edd.ca.gov/cgi/dataanalysis/labForceReport.asp?menuchoice=LABFORCE>. CDP stands for Census Designated Place.

In 2016, ACS data indicates that countywide, 7.7% of the civilian labor force (43,374) is unemployed. The percentage of all residents 16 and over in the county's civilian workforce who are unemployed (7.7%) continued to trend downward, compared to 2014 (9.8%) and 2015 (8.8%). However, ACS data also reflects community-level disparities in employment, with the highest rate among residents in Bayview (16.3%) and the lowest among those in Bethel Island (3.7%) and Kensington (3.7%). The Contra Costa County civilian labor force (564,951) has grown 12.7% or 63,651 potential workers in the 16 years between 2000 and 2016, which indicates a considerably faster pace of growth than in the prior year. The number employed across all industries increased just 7.9% or 38,077 employees in this period, indicating a slight drop in employment since 2015.



**Table 15 – Civilian Labor Force and Unemployment by County Sub-Area, 2016**

Geography		Pop. 16 yrs & over	In Civilian labor	Employed	Unemployed
California	Count	30,565,746	19,260,868	17,577,142	1,683,726
	%		63.0	91.3	8.7
Contra Costa County	Count	877,557	564,951	521,577	43,374
	%		64.4	92.3	7.7
Alamo CDP	Count	12,691	7,048	6,743	305
	%		55.5	95.7	4.3
Antioch	Count	83,984	52,834	47,698	5,136
	%		62.9	90.3	9.7
Bayview CDP	Count	1,461	793	664	129
	%		54.3	83.7	16.3
Bethel Island CDP	Count	1,955	711	685	26
	%		36.4	96.3	3.7
Blackhawk CDP	Count	7,758	4,778	4,590	188
	%		61.6	96.1	3.9
Brentwood	Count	43,217	27,317	25,296	2,021
	%		63.2	92.6	7.4
Clayton	Count	9,340	5,873	5,504	369
	%		62.9	93.7	6.3
Concord	Count	101,515	67,733	62,343	5,390
	%		66.7	92.0	8.0
Contra Costa Centre CDP	Count	5,629	4,351	4,125	226
	%		77.3	94.8	5.2
Crockett CDP	Count	2,659	1,755	1,634	121
	%		66.0	93.1	6.9
Danville	Count	33,251	20,503	19,453	1,050
	%		61.7	94.9	5.1
Discovery Bay CDP	Count	11,374	7,629	7,085	544
	%		67.1	92.9	7.1
East Richmond Heights CDP	Count	2,896	1,873	1,794	79
	%		64.7	95.8	4.2
El Cerrito	Count	20,693	13,364	12,486	878
	%		64.6	93.4	6.6
El Sobrante CDP	Count	10,776	7,317	6,676	641
	%		67.9	91.2	8.8
Hercules	Count	20,577	14,063	13,311	752
	%		68.3	94.7	5.3
Kensington CDP	Count	4,697	3,077	2,964	113
	%		65.5	96.3	3.7
Lafayette	Count	19,820	12,446	11,827	619
	%		62.8	95.0	5.0
Martinez	Count	31,507	21,454	20,017	1,437
	%		68.1	93.3	6.7
Moraga	Count	13,709	7,601	7,147	454
	%		55.4	94.0	6.0
Oakley	Count	29,513	19,711	18,046	1,665
	%		66.8	91.6	8.4
Orinda	Count	15,090	8,916	8,506	410
	%		59.1	95.4	4.6
Pacheco CDP	Count	3,494	2,318	2,023	295
	%		66.3	87.3	12.7
Pinole	Count	16,020	10,153	9,559	594
	%		63.4	94.1	5.9
Pittsburg	Count	52,251	34,554	30,460	4,094
	%		66.1	88.2	11.8
Pleasant Hill	Count	28,327	18,565	17,447	1,118

Geography		Pop. 16 yrs & over	In Civilian labor	Employed	Unemployed
	%		65.5	94.0	6.0
Richmond	Count	86,015	56,167	50,963	5,204
	%		65.3	90.7	9.3
Rodeo CDP	Count	7,883	4,734	4,329	405
	%		60.1	91.4	8.6
San Pablo	Count	23,319	14,793	13,294	1,499
	%		63.4	89.9	10.1
San Ramon	Count	54,828	38,404	36,890	1,514
	%		70.0	96.1	3.9
Tara Hills CDP	Count	4,078	2,400	2,084	316
	%		58.9	86.8	13.2
Vine Hill CDP	Count	3,473	2,072	1,823	249
	%		59.7	88.0	12.0
Walnut Creek	Count	58,040	32,745	30,561	2,184
	%		56.4	93.3	6.7

Source: U.S. Census, 2012-2016 ACS 5-Year Estimates; <http://factfinder2.census.gov/faces/nav/jsf/pages/searchresults.xhtml?refresh=t>

Estimates of unemployment have improved in those areas with notably high rates in 2015, including Antioch (down 2.3 percentage points), Pacheco (down 3.5 points), Pittsburg (down 0.6 points), Richmond (down 1.3 points), Rodeo (down 4.1 points), San Pablo (down 1.5 points), Tara Hills (down 3.7 points) and Vine Hills (down 1.9). However, unemployment rates vary significantly by race, ethnicity and by sub-community. Unemployment rates among the county's Black or African American residents in 2015 (16.9%) improved by just 0.7 percentage points since 2014 (17.6%), and unemployment rates among African American or Black, American Indian or Native Alaskan, Pacific Islander, and Hispanic/Latino residents remain higher than the county as a whole.

## Employment

The Contra Costa County civilian labor force (564,951) has grown 12.7% or 63,651 potential workers in the 16 years between 2000 and 2016, which indicates a considerably faster pace of growth than in the prior year. In the same period, the number employed across all industries increased just 7.9% or 38,077 employees, which indicates a slight drop in employment since 2015. Countywide, 7.7% of the civilian labor force (43,374) is unemployed.

Industry analysts project future growth in the demand for workers in specific occupations. By 2024, the county's largest rates of increased demand are projected to be for roofers (up 53.5%), web developers (up 50.0%), biomedical engineers (up 44.6%), self-enrichment education teachers (up 43.8%) and medical sonographers (up 43.6%). Among occupations with higher earning potential, projected growth in demand is strongest for biomedical engineers (up 44.6%), medical sonographers (up 43.6%), software developers, (41.8%), nurse practitioners (38.1%), and biochemists and biophysicists (up 34.4%).

Countywide, 336,208 residents are women age 20-64, and 130,184 (38.7%) of these have children less than 18. Of Contra Costa County women with children, 53,098 (40.8%) have children age 0-5 in their household. About two thirds (35,404) of women with children age 0-5 participate in the civilian workforce and 92.8% (32,866) are employed in 2016. The county's rate of women with children age 0-5 in the workforce (66.7%) is notably higher than the state rate (62.8%), but the county's rate of employment among these women (92.8%) exceeds the state rate (90.0%).

Considering just those women who had births in the past year, 57% of married and 59% of unmarried women are in the labor force in California as a whole, compared to 64% of married and 67% of unmarried women in Contra Costa County, and the overall rate in the county (65%) is up somewhat from 2015 (64%). However, in 2016 the county has a total of 8,443 married and unmarried women with births in the past year who also work, which is a slight 2% declined from an estimated 8,633 in 2015. Rates vary considerably by sub-community, but note that the small sample size in some areas, like Bayview, Bethel Island, Clayton, Crockett, and East Richmond Heights, produces larger error in estimates.

**Table 16 – Women Age 20-64 in Labor Force Who Have Children Age 0-5, 2016**

Geography		Females Age 20-64	With Own Children < 18	With Own Children < 6	With Children < 6, In civilian labor force	Employed
Contra Costa	Count	336,208	130,184	53,098	35,404	32,866
	%		38.7	40.8	66.7	92.8
Alamo	Count	3,994	1,994	521	246	238
	%		49.9	26.1	47.2	96.7
Antioch	Count	34,407	13,544	5,356	3,779	3,417
	%		39.4	39.5	70.6	90.4
Bayview	Count	408	194	87	87	87
	%		47.5	44.8	100.0	100.0
Bethel Island	Count	534	141	52	43	43
	%		26.4	36.9	82.7	100.0
Blackhawk	Count	2,958	1,183	339	113	102
	%		40.0	28.7	33.3	90.3
Brentwood	Count	15,740	7,438	2,902	1,905	1,849
	%		47.3	39.0	65.6	97.1
Clayton	Count	3,329	1,321	455	391	391
	%		39.7	34.4	85.9	100.0
Concord	Count	39,379	13,909	6,726	4,344	4,044
	%		35.3	48.4	64.6	93.1
Contra Costa Centre	Count	2,184	391	260	152	135
	%		17.9	66.5	58.5	88.8
Crockett	Count	1,012	284	129	115	108
	%		28.1	45.4	89.1	93.9
Danville	Count	12,191	5,809	1,989	1,200	1,200
	%		47.6	34.2	60.3	100.0
Discovery Bay	Count	4,393	1,687	693	437	395
	%		38.4	41.1	63.1	90.4
East Richmond Heights	Count	1,096	343	148	105	105
	%		31.3	43.1	70.9	100.0
El Cerrito	Count	7,692	2,516	1,124	793	784
	%		32.7	44.7	70.6	98.9
El Sobrante	Count	4,318	1,267	453	268	232
	%		29.3	35.8	59.2	86.6
Hercules	Count	8,399	2,860	1,211	1,000	978
	%		34.1	42.3	82.6	97.8
Kensington	Count	1,622	517	155	101	90
	%		31.9	30.0	65.2	89.1
Lafayette	Count	7,544	3,200	925	559	530
	%		42.4	28.9	60.4	94.8
Martinez	Count	12,575	3,776	1,442	1,038	892
	%		30.0	38.2	72.0	85.9
Moraga	Count	4,186	1,938	515	380	372
	%		46.3	26.6	73.8	97.9
Oakley	Count	11,436	4,818	2,092	1,413	1,294
	%		42.1	43.4	67.5	91.6
Orinda	Count	5,138	2,175	609	393	393
	%		42.3	28.0	64.5	100.0
Pacheco	Count	1,357	384	196	152	152
	%		28.3	51.0	77.6	100.0
Pinole	Count	6,222	1,838	613	445	398
	%		29.5	33.4	72.6	89.4
Pittsburg	Count	21,347	8,253	3,991	2,614	2,404
	%		38.7	48.4	65.5	92.0
Pleasant Hill	Count	11,208	3,821	1,859	1,133	1,106
	%		34.1	48.7	60.9	97.6
Richmond	Count	34,284	11,934	5,522	3,789	3,427
	%		34.8	46.3	68.6	90.4
Rodeo	Count	3,255	1,128	526	330	302
	%		34.7	46.6	62.7	91.5

Geography		Females Age 20-64	With Own Children < 18	With Own Children < 6	With Children < 6, In civilian labor force	Employed
San Pablo	Count	8,865	3,469	1,537	979	824
	%		39.1	44.3	63.7	84.2
San Ramon	Count	22,470	12,093	4,446	2,925	2,791
	%		53.8	36.8	65.8	95.4
Tara Hills	Count	1,511	526	138	129	116
	%		34.8	26.2	93.5	89.9
Vine Hill	Count	1,265	484	229	139	113
	%		38.3	47.3	60.7	81.3
Walnut Creek	Count	18,721	6,025	2,235	1,516	1,426
	%		32.2	37.1	67.8	94.1

Source: U.S. Census, 2012-2016 ACS 5-Year Estimates; <http://factfinder2.census.gov/faces/nav/jsf/pages/searchresults.xhtml?refresh=t>

**Table 17 – Women with Births in Labor Force by Area, 2016**

Geography	Women 16-50 with births	Married			Unmarried		
		With births	With births in labor force	% in Labor Force	With births	With births in labor force	% in Labor Force
California	485,304	326,280	186,302	57.1	159,024	93,221	58.6
Contra Costa County	13,086	9,805	6,246	63.7	3,281	2,197	67.0
Alamo	122	122	48	39.3	0	0	--
Antioch	1,264	712	410	57.6	552	383	69.4
Bayview	20	20	20	100.0	0	0	--
Bethel Island	52	19	10	52.6	33	33	100.0
Blackhawk	107	107	29	27.1	0	0	--
Brentwood	689	609	443	72.7	80	39	48.8
Clayton	32	32	32	100.0	0	0	--
Concord	2,009	1,503	897	59.7	506	330	65.2
Contra Costa Centre	120	120	89	74.2	0	0	--
Crockett	49	42	42	100.0	7	7	100.0
Danville	335	335	220	65.7	0	0	--
Discovery Bay	153	131	78	59.5	22	13	59.1
E. Richmond Hghts	45	45	45	100.0	0	0	--
El Cerrito	211	194	130	67.0	17	12	70.6
El Sobrante	108	78	45	57.7	30	8	26.7
Hercules	296	286	230	80.4	10	10	100.0
Kensington	69	58	23	39.7	11	11	100.0
Lafayette	168	168	121	72.0	0	0	--
Martinez	428	298	201	67.4	130	84	64.6
Moraga	74	65	16	24.6	9	9	100.0
Oakley	512	380	278	73.2	132	112	84.8
Orinda	45	45	45	100.0	0	0	--
Pacheco	136	39	39	100.0	97	97	100.0
Pinole	170	135	126	93.3	35	17	48.6
Pittsburg	1,081	666	425	63.8	415	236	56.9
Pleasant Hill	267	258	186	72.1	9	9	100.0
Richmond	1,666	1,077	551	51.2	589	408	69.3
Rodeo	187	81	21	25.9	106	41	38.7
San Pablo	416	201	129	64.2	215	143	66.5
San Ramon	684	619	392	63.3	65	65	100.0
Tara Hills	9	9	0	0.0	0	0	--
Vine Hill	119	119	54	45.4	0	0	--
Walnut Creek	506	496	357	72.0	10	0	0.0

Source: U.S. Census, 2012-2016 ACS 5-Year Estimates; <http://factfinder2.census.gov/faces/nav/jsf/pages/searchresults.xhtml?refresh=t>

# Transportation

In 2015, 42% of Contra Costa County workers age 16 and older worked outside of the county, and the mean time residents spend traveling to work has risen from 31.9 in 2008 to 36.2 in 2016, which remains one of the longest commute among all nine Bay Area counties and continues to surpass the statewide average of 28.4 minutes.

Across all Contra Costa County workers age 16 and over who travel to a work place (476,740), commute patterns differ for women and men, with women less likely to leave for work between the hours of midnight and 6:59 am. However, a higher proportion of women who commute to work leave home between 7:00 am and 3:59 pm as compared to men, and a higher number of women commuters leave home between 7:00 am and 10:59 am as compared to men. The proportion of women who leave home between 11:00 am and 11:59 pm is notably similar to the proportion of men commuters, although the number of men who start their commute during these times exceeds the number of women who do. Data regarding the leave time of male and female workers who commute to work is presented for the county's eleven most highly populated census places below.

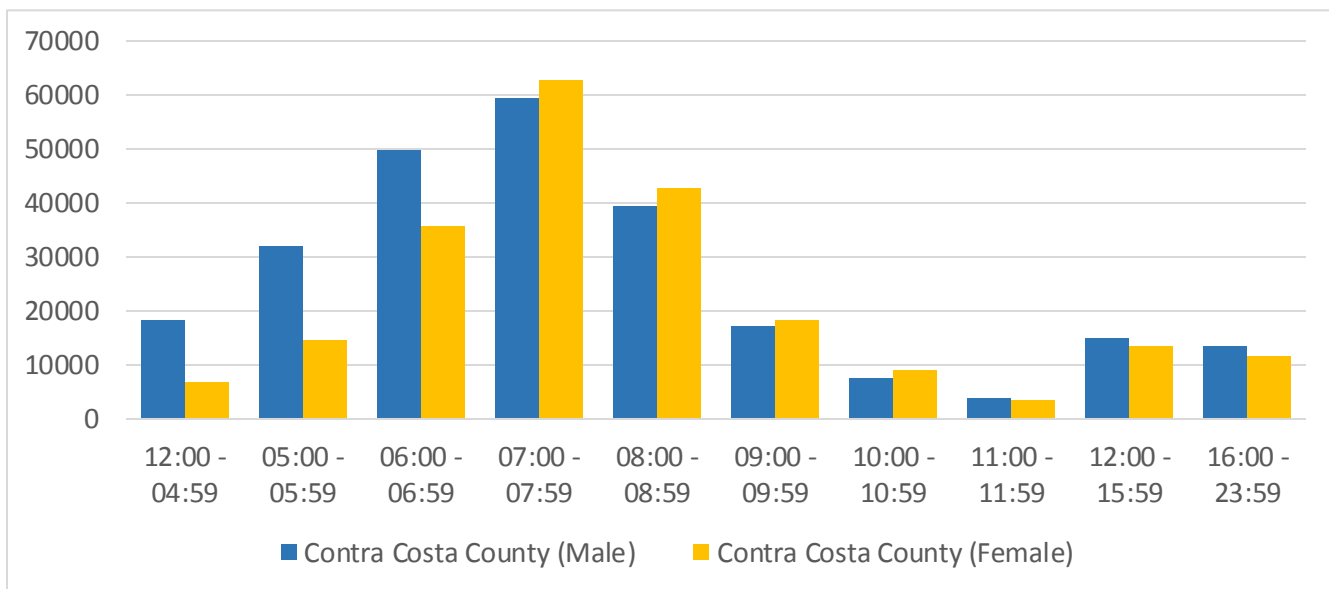
**Table 18 – Time Leave for Work by Sex of Worker, 2016**

Area		12:00 - 04:59	05:00 - 05:59	06:00 - 06:59	07:00 - 07:59	08:00 - 08:59	09:00 - 09:59	10:00 - 10:59	11:00 - 11:59	12:00 - 15:59	16:00 - 23:59
Contra Costa	Male	18,455	32,066	50,074	59,574	39,610	17,227	7,657	4,007	15,072	13,630
	Female	7,002	14,548	35,718	62,985	42,862	18,259	9,164	3,730	13,536	11,564
Antioch	Male	3,486	4,264	4,557	3,187	1,901	867	500	420	1,809	1,605
	Female	1,267	2,613	4,245	4,922	2,668	1,378	1,002	342	1,786	1,332
Brentwood	Male	1,621	2,507	2,356	1,801	1,979	519	219	151	885	692
	Female	485	1,210	1,937	2,363	1,696	961	224	238	692	641
Concord	Male	1,770	3,034	7,177	7,901	4,055	2,100	1,325	763	1,726	1,765
	Female	639	1,670	4,071	8,798	4,513	2,290	1,183	524	1,526	1,486
Danville	Male	120	724	1,873	3,359	2,330	501	204	155	275	264
	Female	69	246	896	2,040	2,111	1,005	279	99	416	343
Martinez	Male	589	1,153	2,190	2,227	1,153	712	433	179	490	460
	Female	149	494	1,241	3,367	1,863	489	330	152	327	383
Oakley	Male	1,428	1,811	2,065	1,693	577	298	120	144	502	731
	Female	356	524	1,404	2,032	1,229	323	210	78	479	481
Pittsburg	Male	1,566	2,824	3,248	2,805	1,335	692	447	276	916	1,090
	Female	504	1,137	3,068	3,355	1,940	737	424	201	894	1,088
Pleasant Hill	Male	478	694	1,720	2,216	1,443	674	142	106	458	350
	Female	92	166	1,123	2,766	1,394	794	262	97	271	276
Richmond	Male	1,718	3,371	5,123	5,418	3,815	1,326	529	457	1,900	1,584
	Female	1,077	1,346	4,040	5,631	3,979	1,906	1,157	392	1,362	1,608
San Ramon	Male	555	1,524	2,864	4,648	4,560	2,207	826	223	810	635
	Female	326	609	1,747	3,954	4,121	1,409	493	181	551	751
Walnut Creek	Male	339	1,124	2,225	4,556	3,060	1,221	297	107	807	687
	Female	291	538	1,616	3,966	2,876	1,435	588	174	899	514

Source: U.S. Census Bureau, ACS 5-Year Estimates; <http://factfinder.census.gov/faces/tableservices/>



**Figure 1 – Time Leave for Work by Sex of Worker, 2016**



## Poverty Status

The US Department of Health and Human Services issues the official annual federal poverty level (FPL) annually, which provides the income level thresholds used to determine eligibility for a range of social service programs, including Head Start. The 2018 FPL income limits are presented below.

**Table 19 – Federal Poverty Levels (FPL) by Household Size, 2018**

Persons in family or household	100% Poverty Income Level
1	\$12,140
2	\$16,460
3	\$20,780
4	\$25,100
5	\$29,420
6	\$33,740
7	\$38,060
*8	\$42,380

\*Add \$4,320 for each additional person over 8

Source: <https://aspe.hhs.gov/poverty-guidelines>

Estimates from the 2012-2016 American Community Survey indicate that 10.2% of all individuals in Contra Costa County live at income levels below the federal poverty level (FPL), a modest improvement from 10.9% in the prior year. This compares favorably to California’s poverty rate for individuals, which is 15.8% in 2016. About 13.2% of all residents less than 18 years old in Contra Costa County live below the FPL, which is also a modest improvement from 14.0% in 2015 and compares favorably to 21.9% statewide. In 2016, 20,300 of 276,292 families in the county (7.3%) live below the FPL, compared to 21,344 (7.8%) in 2015. In contrast, the statewide rate of families with incomes below poverty is 11.8% and the rate of children below poverty is 21.9% in 2016. Among an estimated 47,353 Contra Costa families with a single female head of household, 9,660 (20.4%) live in poverty compared to 27.3% statewide.

Estimates in 2016 indicate Contra Costa County saw an overall reduction in the number of families living below the FPL (-1,044), but some communities saw an increase, including Brentwood (up 76), Blackhawk (up 68), Orinda (up 35), Walnut Creek (up 33), and Rodeo (up 32). Similarly, the county’s overall drop in single female-headed households below FPL since 2015 (-712) masks notable increases in Hercules (up 47), Oakley (up 45), Discovery Bay (up 29), Rodeo (up 28) and Blackhawk (up 26).

About 11.8% (2,397) of all families living below the FPL in Contra Costa County are married-couple families with children less than 5. Another 16.6% (3,371) of all families below the FPL are single female-headed households with children less than 5, and 3.1% (631) are single male-headed households with children less than 5. Communities in which a much higher proportion of families below FPL are single female-headed families with children less than 5 include Bethel Island (70.6%), Crockett (66.7%), Rodeo (49.2%), Discovery Bay (38.7%), Pinole (29.0%) and Richmond (23.7%). Note however that estimates based on a sample are subject to sampling error with larger error in areas with smaller sample size.

**Table 20 – Percentage of Contra Costa Families with Income below Poverty Level, 2013-2016**

Family Type	Percent Below Poverty			
	2013	2014	2015	2016
<b>All families</b>	<b>8.2</b>	<b>7.7</b>	<b>7.8</b>	<b>7.3</b>
With related children under 18 years	12.4	11.7	12.0	11.2
With related children under 5 years only	12.0	11.2	10.7	10.5
<b>Families with female householder, no</b>	<b>21.5</b>	<b>21.5</b>	<b>22.0</b>	<b>20.4</b>
With related children under 18 years	30.9	30.6	31.6	30.2
With related children under 5 years only	40.0	37.7	37.1	37.7

Source: U.S. Census Bureau, ACS 5-Year Estimates; <http://factfinder.census.gov/faces/tableservices/>

**Table 21 – Families below FPL by Family Type and Census Place, 2016**

Region	Total Families	Families < FPL	Married-couple families < FPL	Single Male-Headed families < FPL	Single Female-Headed fam. < FPL
California	8,800,019	1,038,215	443,521	124,451	470,243
Contra Costa	276,292	20,300	8,217	2,423	9,660
Alamo	4,669	56	45	0	11
Antioch	26,084	3,030	967	335	1,728
Bayview	493	0	0	0	0
Bethel Island	558	34	10	0	24
Blackhawk	3,034	114	71	0	43
Brentwood	14,657	663	223	128	312
Clayton	3,233	55	21	4	30
Concord	31,409	2,766	1,104	436	1,226
Contra Costa Centre	1,363	92	68	0	24
Crockett	863	69	0	0	69
Danville	12,111	189	105	2	82
Discovery Bay	4,065	173	23	0	150
E. Richmond Hghts	885	26	18	0	8
El Cerrito	6,666	369	210	27	132
El Sobrante	3,179	285	61	38	186
Hercules	6,314	272	102	49	121
Kensington	1,578	68	68	0	0
Lafayette	6,974	108	87	0	21
Martinez	9,668	421	279	0	142
Moraga	4,289	81	50	0	31
Oakley	9,148	578	255	41	282
Orinda	5,574	104	61	14	29
Pacheco	991	83	0	0	83
Pinole	4,969	231	77	67	87
Pittsburg	15,742	1,962	820	245	897
Pleasant Hill	8,306	272	151	34	87
Richmond	24,114	3,311	1,100	355	1,856
Rodeo	2,447	301	14	0	287
San Pablo	6,646	1,267	565	229	473
San Ramon	19,614	590	406	31	153
Tara Hills	1,246	109	33	40	36
Vine Hill	1,006	101	0	7	94

Region	Total Families	Families < FPL	Married-couple families < FPL	Single Male-Headed families < FPL	Single Female-Headed fam. < FPL
Walnut Creek	17,152	611	431	78	102

Source: U.S. Census Bureau, 2012-2016 ACS 5-Year Estimates; <http://factfinder.census.gov/faces/tableservices/>

**Table 22 – Families with Children Age 0-4 below FPL, Contra Costa County 2016**

Region	Families below FPL						
	Families < FPL	Married-couple w/ children < 5	% of All < FPL	Single Male HH w/ children < 5	% of All < FPL	Single Female HH w/ children < 5	% of All < FPL
Contra Costa	20,300	2,397	11.8	631	3.1	3,371	16.6
Alamo	56	0	0.0	0	0.0	0	0.0
Antioch	3,030	314	10.4	55	1.8	559	18.4
Bethel Island	34	10	29.4	0	0.0	24	70.6
Blackhawk	114	0	0.0	0	0.0	0	0.0
Brentwood	663	69	10.4	15	2.3	96	14.5
Clayton	55	10	18.2	0	0.0	0	0.0
Concord	2,766	368	13.3	209	7.6	482	17.4
Contra Costa Cntre	92	0	0.0	0	0.0	0	0.0
Crockett	69	0	0.0	0	0.0	46	66.7
Danville	189	24	12.7	0	0.0	0	0.0
Discovery Bay	173	0	0.0	0	0.0	67	38.7
E. Richmond Hts	26	0	0.0	0	0.0	0	0.0
El Cerrito	369	34	9.2	9	2.4	10	2.7
El Sobrante	285	7	2.5	0	0.0	32	11.2
Hercules	272	19	7.0	0	0.0	10	3.7
Kensington	68	0	0.0	0	0.0	0	0.0
Lafayette	108	17	15.7	0	0.0	0	0.0
Martinez	421	27	6.4	0	0.0	59	14.0
Moraga	81	0	0.0	0	0.0	0	0.0
Oakley	578	62	10.7	0	0.0	66	11.4
Orinda	104	0	0.0	0	0.0	0	0.0
Pacheco	83	0	0.0	0	0.0	0	0.0
Pinole	231	20	8.7	34	14.7	67	29.0
Pittsburg	1,962	355	18.1	38	1.9	344	17.5
Pleasant Hill	272	47	17.3	0	0.0	23	8.5
Richmond	3,311	469	14.2	85	2.6	786	23.7
Rodeo	301	0	0.0	0	0.0	148	49.2
San Pablo	1,267	172	13.6	86	6.8	185	14.6
San Ramon	590	128	21.7	0	0.0	68	11.5
Tara Hills	109	12	11.0	0	0.0	0	0.0
Vine Hill	101	0	0.0	0	0.0	0	0.0
Walnut Creek	611	69	11.3	58	9.5	0	0.0

Source: U.S. Census Bureau, 2012-2016 ACS 5-Year Estimates; <http://factfinder.census.gov/faces/tableservices/>

Looking at individuals living below the FPL in 2016, Contra Costa has an estimated 111,922 residents in poverty or 10.2% of all residents. Of these, 9.4% (10,515) are 0-5 year olds, 20.9% (23,365) are 6-17 year olds, and 1.5% (1,644) are 85 years old or older. About 33,880 children of all ages live below FPL in 2016, which a 6% decline representing 2,107 fewer children since 2015 estimates. Of all Contra Costa children below FPL, 10,515 (31%) are age 0-5, which is a 5% decline representing 526 fewer 0-5 year olds since estimates in 2015 (11,041). The percentage of all individuals below poverty who are 0-5 year olds is higher than the county average in Concord (10.2%), Antioch (10.5%), San Ramon (10.8%), Pittsburg (11.0%), Richmond (11.9%), Pinole (12.2%), San Pablo (12.2%), Discovery Bay (12.5%), Crockett (15.7%), Rodeo (15.9%) and Bethel Island (27.0%).

**Table 23 – Population below Poverty Level, California and Contra Costa County 2016**

Geography	Population	< FPL	Age 0-5 < FPL	Age 6-17 < FPL	Age 18-59 < FPL	Age 60-84 < FPL	85 years & over < FPL
-----------	------------	-------	---------------	----------------	-----------------	-----------------	-----------------------

California	37,913,144	6,004,257	677,883	1,297,093	3,288,153	662,624	78,504
	%	15.8	11.3	21.6	54.8	11.0	1.3
Contra Costa	1,098,165	111,922	10,515	23,365	63,301	13,097	1,644
	%	10.2	9.4	20.9	56.6	11.7	1.5

Source: U.S. Census Bureau, 2012-2016 ACS 5-Year Estimates; <http://factfinder.census.gov/faces/tableservices/>.

**Table 24 – Population below Poverty Level by Age Group, Contra Costa County 2016**

Geography	Population	< FPL	Age 0-5 < FPL	Age 6-17 < FPL	18-59 < FPL	60-84 < FPL	> 84 < FPL
Alamo	16,059	363	0	61	156	132	14
	%	2.3	0.0	16.8	43.0	36.4	3.9
Antioch	107,674	15,446	1,625	4,320	7,996	1,414	91
	%	14.3	10.5	28.0	51.8	9.2	0.6
Bay view	1,753	33	0	13	20	0	0
	%	1.9	0.0	39.4	60.6	0.0	0.0
Bethel Island	2,199	200	54	0	99	47	0
	%	9.1	27.0	0.0	49.5	23.5	0.0
Blackhawk	9,468	448	0	147	224	77	0
	%	4.7	0.0	32.8	50.0	17.2	0.0
Brentwood	56,791	4,201	383	1,090	2,254	351	123
	%	7.4	9.1	25.9	53.7	8.4	2.9
Clayton	11,640	328	8	81	159	78	2
	%	2.8	2.4	24.7	48.5	23.8	0.6
Concord	125,906	15,358	1,561	2,710	8,985	1,854	248
	%	12.2	10.2	17.6	58.5	12.1	1.6
Contra Costa Centre	6,190	692	0	25	650	14	3
	%	11.2	0.0	3.6	93.9	2.0	0.4
Crockett	3,087	305	48	18	205	34	0
	%	9.9	15.7	5.9	67.2	11.1	0.0
Danville	43,579	1,210	31	257	471	411	40
	%	2.8	2.6	21.2	38.9	34.0	3.3
Discovery Bay	14,730	864	108	283	360	99	14
	%	5.9	12.5	32.8	41.7	11.5	1.6
East Richmond Heights	3,344	213	0	10	150	46	7
	%	6.4	0.0	4.7	70.4	21.6	3.3
El Cerrito	24,551	2,230	100	181	1,463	352	134
	%	9.1	4.5	8.1	65.6	15.8	6.0
El Sobrante	12,963	1,424	84	286	862	160	32
	%	11.0	5.9	20.1	60.5	11.2	2.2
Hercules	24,944	1,265	63	262	722	192	26
	%	5.1	5.0	20.7	57.1	15.2	2.1
Kensington	5,580	374	0	16	291	67	0
	%	6.7	0.0	4.3	77.8	17.9	0.0
Lafayette	25,171	1,339	32	116	938	235	18
	%	5.3	2.4	8.7	70.1	17.6	1.3
Martinez	36,961	2,017	102	228	1,269	356	62
	%	5.5	5.1	11.3	62.9	17.6	3.1
Moraga	15,057	686	0	53	388	223	22
	%	4.6	0.0	7.7	56.6	32.5	3.2
Oakley	38,679	3,333	134	604	2,261	334	0
	%	8.6	4.0	18.1	67.8	10.0	0.0
Orinda	18,892	497	0	93	239	113	52
	%	2.6	0.0	18.7	48.1	22.7	10.5
Pacheco	4,036	471	0	84	267	120	0
	%	11.7	0.0	17.8	56.7	25.5	0.0
Pinole	18,976	1,426	174	177	775	215	85
	%	7.5	12.2	12.4	54.3	15.1	6.0
Pittsburg	67,374	10,346	1,140	2,586	5,686	885	49
	%	15.4	11.0	25.0	55.0	8.6	0.5
Pleasant Hill	33,998	2,744	101	186	2,147	299	11
	%	8.1	3.7	6.8	78.2	10.9	0.4
Richmond	107,095	17,801	2,112	3,445	10,321	1,838	85
	%	16.6	11.9	19.4	58.0	10.3	0.5
Rodeo	9,787	1,388	220	374	650	125	19

Geography	Population	< FPL	Age 0-5 < FPL	Age 6-17 < FPL	18-59 < FPL	60-84 < FPL	> 84 < FPL
	%	14.2	15.9	26.9	46.8	9.0	1.4
San Pablo	29,591	6,210	760	1,314	3,391	707	38
	%	21.0	12.2	21.2	54.6	11.4	0.6
San Ramon	74,240	2,880	310	547	1,453	488	82
	%	3.9	10.8	19.0	50.5	16.9	2.8
Tara Hills	4,950	464	13	64	287	98	2
	%	9.4	2.8	13.8	61.9	21.1	0.4
Vine Hill	4,264	741	0	83	527	131	0
	%	17.4	0.0	11.2	71.1	17.7	0.0
Walnut Creek	66,739	4,323	320	429	2,380	887	307
	%	6.5	7.4	9.9	55.1	20.5	7.1

Source: U.S. Census Bureau, 2012-2016 ACS 5-Year Estimates; <http://factfinder.census.gov/faces/tableservices/>.

An estimated 36,405 Contra Costa County males and 49,772 females live below the FPL in 2015. Among males below FPL, 10% (3,558) work fulltime year-round and 35% (12,621) work part time or part year, compared to 13% fulltime and 33% part time in the state. Of Contra Costa females below FPL, 5% (2,392) work fulltime year-round and 30% (15,018) work part time or part year, compared to 6% fulltime and 29% part time in California overall. The percentage of females living below FPL and working fulltime is especially high in the population centers of Richmond (6%), Pinole (7%), Hercules (8%), San Pablo (8%), East Richmond Heights (11%), and Clayton (12%). Poverty rates for Contra Costa County residents in 2015 is 10% among U.S. born residents, 7% among naturalized citizens and 20% among foreign born residents who have not been naturalized. Poverty among non-citizens is particularly high in Pittsburg (29%), San Pablo (26%), Antioch (23%) and Concord (23%).

In 2016 American Community Survey estimates indicate that 6% (4,588) of all 0-5 year olds in the county live below 50% of FPL and another 4% (2,870) live between 50% and 74% of FPL. Approximately 17,824 0-5 year olds in the county live at or below 149% of FPL in 2016. Communities with a much higher than average rate of 0-5 year olds below 50% of FPL include Bethel Island (25%), Rodeo (13%), San Pablo (13%), Antioch (10%), Crockett (10%), Pinole (9%), Pittsburg (9%) and Richmond (9%). Communities with the largest population of 0-5 year olds living at or below 149% of FPL include Richmond (3,630), Concord (2,678), Antioch (2,477) and Pittsburg (1,845).

**Table 25 – Ratio of Income to Poverty Level for Children Age 0-5, Contra Costa County 2016**

Region	Total < 6	Under .50 FPL	.50 to .74 FPL	.75 to .99 FPL	1.00 to 1.24	1.25 to 1.49
California	2,953,752	288,932	188,786	200,165	199,845	178,326
	%	9.8	6.4	6.8	6.8	6.0
Contra Costa County	78,004	4,588	2,870	3,057	4,070	3,239
	%	5.9	3.7	3.9	5.2	4.2
Antioch	7,586	759	302	564	455	397
	%	10.0	4.0	7.4	6.0	5.2
Bethel Island	123	31	23	0	0	21
	%	25.2	18.7	0.0	0.0	17.1
Brentwood	4,367	205	110	68	198	277
	%	4.7	2.5	1.6	4.5	6.3
Clayton	712	8	0	0	19	0
	%	1.1	0.0	0.0	2.7	0.0
Concord	10,167	717	498	346	748	369
	%	7.1	4.9	3.4	7.4	3.6
Contra Costa Centre	321	0	0	0	25	36
	%	0.0	0.0	0.0	7.8	11.2
Crockett	216	21	0	27	6	0
	%	9.7	0.0	12.5	2.8	0.0
Danville	3,159	31	0	0	0	0
	%	1.0	0.0	0.0	0.0	0.0
Discovery Bay	1,022	41	40	27	0	18
	%	4.0	3.9	2.6	0.0	1.8
East Richmond Heights	165	0	0	0	0	32
	%	0.0	0.0	0.0	0.0	19.4
El Cerrito	1,567	44	28	28	61	25

Region	Total < 6	Under .50 FPL	.50 to .74 FPL	.75 to .99 FPL	1.00 to 1.24	1.25 to 1.49
	%	2.8	1.8	1.8	3.9	1.6
El Sobrante	669	20	16	48	48	43
	%	3.0	2.4	7.2	7.2	6.4
Hercules	1,458	41	5	17	34	49
	%	2.8	0.3	1.2	2.3	3.4
Lafayette	1,401	32	0	0	63	64
	%	2.3	0.0	0.0	4.5	4.6
Martinez	2,227	40	37	25	90	68
	%	1.8	1.7	1.1	4.0	3.1
Oakley	2,984	64	70	0	264	36
	%	2.1	2.3	0.0	8.8	1.2
Pacheco	209	0	0	0	0	30
	%	0.0	0.0	0.0	0.0	14.4
Pinole	895	80	65	29	59	39
	%	8.9	7.3	3.2	6.6	4.4
Pittsburg	5,788	524	349	267	343	362
	%	9.1	6.0	4.6	5.9	6.3
Pleasant Hill	2,612	0	25	76	0	45
	%	0.0	1.0	2.9	0.0	1.7
Richmond	8,489	771	640	701	900	618
	%	9.1	7.5	8.3	10.6	7.3
Rodeo	785	102	7	111	115	0
	%	13.0	0.9	14.1	14.6	0.0
San Pablo	2,366	310	319	131	219	193
	%	13.1	13.5	5.5	9.3	8.2
San Ramon	5,770	187	12	111	0	96
	%	3.2	0.2	1.9	0.0	1.7
Tara Hills	173	0	0	13	0	8
	%	0.0	0.0	7.5	0.0	4.6
Vine Hill	362	0	0	0	81	0
	%	0.0	0.0	0.0	22.4	0.0
Walnut Creek	3,267	152	0	168	12	83
	%	4.7	0.0	5.1	0.4	2.5

Source: U.S. Census Bureau, 2012-2016 ACS 5-Year Estimates; <http://factfinder.census.gov/faces/tableservices/>. Based on population < 6 whose poverty status has been determined. Census places with zero estimates for children < 6 at 149% of FPL or less are not reported.

Of 13,105 women age 15-50 who gave birth in Contra Costa County in 2016, about 2,331 (18%) live below the FPL, compared to 24% in California overall. However, the rate of women with births living in poverty exceeds the statewide rate in Discovery Bay (27%), Richmond (34%), Rodeo (57%) and San Pablo (44%). Rates in San Pablo and Rodeo have also risen sharply (up 3.1 and 13.8 percentage points, respectively). In the county as a whole, an estimated 840 married and 1,491 unmarried women with births live below the FPL in 2016, and the overall poverty rate among women with births (18%) varies considerably between married (9%) and unmarried women (45%), with the rate among unmarried women with births as high as the state overall (45%). Communities in which the poverty rate among unmarried woman with births exceeds the state and county include Richmond (52%), Concord (68%), San Pablo (71%), El Sobrante (73%), Crockett (100%), Rodeo (100%), and Walnut Creek (100%).

**Table 26 – Poverty Status of Women with Births in Past Year by Census Place, 2016**

Geography	Women 15-50 with known poverty status	Women with births	Total with births < FPL	Married women with births < FPL	Unmarried women with births < FPL
California	9,466,925	485,342	117,887	45,881	72,006
	%		5.1	24.3	14.1
Contra Costa County	263,657	13,105	2,331	840	1,491
	%		5.0	17.8	8.6
Alamo	2,815	122	7	7	0
	%		4.3	5.7	5.7

Geography	Women 15-50 with known poverty status	Women with births	Total with births < FPL	Married women with births < FPL	Unmarried women with births < FPL
Antioch	27,932	1,264	277	103	174
	%	4.5	21.9	14.5	31.5
Bethel Island	263	52	9	9	0
	%	19.8	17.3	47.4	0.0
Brentwood	13,487	689	55	24	31
	%	5.1	8.0	3.9	38.8
Concord	30,529	2,009	473	130	343
	%	6.6	23.5	8.6	67.8
Crockett	696	49	7	0	7
	%	7.0	14.3	0.0	100.0
Discovery Bay	3,501	166	44	31	13
	%	4.7	26.5	23.7	37.1
El Cerrito	5,597	211	7	2	5
	%	3.8	3.3	1.0	29.4
El Sobrante	3,131	108	22	0	22
	%	3.4	20.4	0.0	73.3
Hercules	6,417	296	19	19	0
	%	4.6	6.4	6.6	0.0
Martinez	8,586	428	50	0	50
	%	5.0	11.7	0.0	38.5
Oakley	10,156	512	28	28	0
	%	5.0	5.5	7.4	0.0
Pinole	4,489	170	7	0	7
	%	3.8	4.1	0.0	20.0
Pittsburg	17,540	1,081	255	77	178
	%	6.2	23.6	11.6	42.9
Pleasant Hill	8,507	267	46	46	0
	%	3.1	17.2	17.8	0.0
Richmond	28,028	1,660	566	266	300
	%	5.9	34.1	24.7	51.5
Rodeo	2,604	187	106	0	106
	%	7.2	56.7	0.0	100.0
San Pablo	7,673	416	184	32	152
	%	5.4	44.2	15.9	70.7
San Ramon	19,217	684	43	17	26
	%	3.6	6.3	2.7	40.0
Walnut Creek	13,939	506	10	0	10
	%	3.6	2.0	0.0	100.0

Source: U.S. Census Bureau, 2012-2016 ACS 5-Year Estimates; <http://factfinder.census.gov/faces/tableservices/>. Based on population of women age 15-50 with known poverty status. Census places with zero estimates for women with births < FPL are not reported.

Of Contra Costa residents age 3 and more who live below FPL (106,839), an estimated 36.0% (38,507) are enrolled in school. This proportion is notably higher among residents in Antioch (39.5%) Bayview (39.4%), Blackhawk (57.4%), Discovery Bay (44.2%), Hercules (42.8%), Kensington (47.1%), Lafayette (50.0%), Moraga (44.9%), Pleasant Hill (45.3%), and Rodeo (52.1%).

**Table 27 – Poverty and School Enrollment, Contra Costa County 2016**

Geography	Pop. 3 & over w/ known Poverty Status	Below FPL	< FPL Enrolled in school	< FPL in nursery/ preschool	< FPL in kindergarten	< FPL in college (undergrad)	< FPL in graduate/ prof. school
Countywide	1,061,264	1,06839	38,507	1,565	2,033	9,524	1,507
Alamo	15,683	363	68	0	0	7	0
Antioch	104,038	1,4740	5,823	203	333	829	27
Bayview	1,691	33	13	0	0	0	0
Bethel Island	2,131	180	53	11	0	42	0
Blackhawk	9,226	448	257	0	0	73	37

Geography	Pop. 3 & over w/ known Poverty Status	Below FPL	< FPL Enrolled in school	< FPL in nursery/ preschool	< FPL in kindergarten	< FPL in college (undergrad)	< FPL in graduate/ prof. school
Brentwood	54,964	4,053	1,561	13	126	240	26
Clayton	11,305	320	124	0	0	29	8
Concord	120,836	1,4616	5,015	239	214	1,276	265
Contra Costa	5,981	692	89	0	0	0	64
Crockett	2,971	273	50	16	0	3	13
Danville	42,236	1,202	385	23	0	96	9
Discovery	14,414	864	382	0	41	87	0
East	3,268	213	52	0	0	10	18
El Cerrito	23,794	2,206	610	25	42	217	140
El Sobrante	12,708	1,402	494	21	24	131	25
Hercules	24,250	1,242	532	10	65	225	9
Kensington	5,407	374	176	0	0	21	139
Lafayette	24,602	1,339	670	0	0	496	18
Martinez	35,740	1,936	467	21	0	215	0
Moraga	14,649	686	308	0	0	174	81
Oakley	37,483	3,257	1,053	0	0	298	33
Orinda	18,560	497	166	0	0	73	0
Pacheco	3,916	471	130	0	0	46	0
Pinole	18,524	1,366	380	31	0	163	9
Pittsburg	64,396	9,669	3,666	188	107	669	108
Pleasant Hill	32,802	2,668	1,208	0	0	952	37
Richmond	102,831	16,761	5,214	252	331	1,050	166
Rodeo	9,411	1,279	666	37	66	203	7
San Pablo	28,420	5,818	2,128	115	198	469	39
San Ramon	71,866	2,733	924	75	76	204	8
Tara Hills	4,890	464	87	0	0	23	0
Vine Hill	4,114	741	197	0	7	95	0
Walnut Creek	64,940	4,080	1,151	77	0	419	210

Source: U.S. Census Bureau, 2012-2016 5-Year ACS; <http://factfinder.census.gov/faces/nav/jsf/pages/searchresults.xhtml?refresh=t>

## Public Assistance

According to the California Department of Social Services CalWORKs Annual Report (February 2018), the California Work Opportunity and Responsibility to Kids (CalWORKs) caseloads are on the decline. As of January 2015, 3.3% of all residents are CalWORKs cash grant recipients, compared to 3.5% in 2015. In Contra Costa County, 1.9% of all residents are CalWORKs cash grant recipients in 2015, compared to 2.0% in 2014. As of July 2017, the county has 7,570 CalWORKs cash grant cases, involving 13,478 children.

**Table 28 – CalWORKs Cash Grant Cases and Children, Contra Costa County 2010 - 2017**

		Two Parent	Zero Parent	All Other	TANF Timed-Out	Safety Net / FF / LTS	Total
Dec 2010	Cases	757	3,633	4,962	828	1,063	11,243
	Children in Caseload	1,517	6,335	7,573	1,590	2,276	19,291
Dec 2012	Cases	635	3,413	4,176	720	1,543	10,487
	Children in Caseload	1,230	5,853	6,177	1,421	3,169	17,850
Dec 2014	Cases	608	2,949	3,870	757	1,668	9,852
	Children in Caseload	1,221	5,143	5,867	1,507	3,403	17,141
Dec 2016	Cases	372	2,632	2,622	551	1,660	7,837
	Children in Caseload	794	4,582	3,904	1,098	3,366	13,744
July 2017	Cases	385	2,528	2,438	549	1,696	7,596
	Children in Caseload	870	4,398	3,708	1,078	3,424	13,478

Source: <http://www.cdss.ca.gov/inforesources/Research-and-Data>.



Based on 2016 American Community Survey estimates, 20,162 or 5.2% of Contra Costa households receive SSI benefits, up from 19,276 or 5.0% in 2015. California’s rate (6.2%) has not changed since 2015. Households in the county receive between \$7,072 (Lafayette) and \$16,728 (Danville) SSI income annually, with a mean SSI income of \$10,042. About 11,096 (2.9%) Contra Costa households receive cash public assistance, compared to 3.8% in the state, with rates much higher than average in Vine Hill (7.1%), Antioch (6.5%), Rodeo (6.3%), Pittsburg (5.4%), Pacheco (5.0%), El Sobrante (4.6%), San Pablo (4.4%), East Richmond Heights (4.2%), Crockett (3.9%) and Richmond (3.9%). Households receive between \$1,765 (Lafayette) and \$7,060 (Walnut Creek) cash PA annually, with a county mean of \$4,617. An estimated 25,206 (6.5%) of all Contra Costa households receive SNAP benefits, up over 3% from 24,417 (6.3%) in 2015. At 9.4%, California’s rate of households receiving SNAP is also up from 2015. Locally, SNAP participation rates exceed even the statewide average in San Pablo (15.0%), Vine Hill (14.7%), Pittsburg (14.6%), Antioch (13.4%), Rodeo (13.4%), Pacheco (11.6%), Richmond (11.3%) and Crockett (9.5%).

**Table 29 – Public Assistance Households and Income by Place, Contra Costa County 2016**

Area	Total HHs	Median HH income	HHs with SSI	% with SSI	Mean SSI	HHs with cash PA	% with cash PA	Mean cash PA	HHs with SNAP	% with SNAP
California	12807387	\$63,783	799792	6.2	\$9,861	480799	3.8	\$4,727	1205984	9.4
Contra Costa	387540	\$82,881	20162	5.2	\$10,042	11096	2.9	\$4,617	25206	6.5
Alamo	5439	\$171,767	161	3	\$11,288	10	0.2	N	8	0.1
Antioch	33976	\$65,530	3064	9	\$10,548	2215	6.5	\$4,769	4552	13.4
Bayview	599	\$79,338	67	11.2	\$13,582	0	0	-	0	0
Bethel Island	1058	\$35,814	63	6	\$10,479	20	1.9	N	43	4.1
Blackhawk	3544	\$180,515	52	1.5	\$11,887	29	0.8	N	8	0.2
Brentwood	18007	\$94,130	796	4.4	\$9,444	539	3	\$5,422	781	4.3
Clayton	4144	\$136,946	137	3.3	\$9,120	6	0.1	N	13	0.3
Concord	45704	\$71,477	2540	5.6	\$9,843	1523	3.3	\$4,445	3395	7.4
Contra Costa Cntr	3513	\$92,906	194	5.5	\$11,098	42	1.2	N	76	2.2
Crockett	1436	\$78,750	46	3.2	\$8,337	56	3.9	\$2,495	136	9.5
Danville	15657	\$146,603	300	1.9	\$16,728	138	0.9	\$3,171	73	0.5
Discovery Bay	5159	\$106,367	106	2.1	\$13,332	93	1.8	\$7,704	157	3
E. Richmond Hts	1415	\$70,299	13	0.9	N	59	4.2	\$4,076	51	3.6
El Cerrito	9963	\$92,670	251	2.5	\$8,881	190	1.9	\$6,114	273	2.7
El Sobrante	4821	\$67,175	273	5.7	\$9,978	224	4.6	\$5,067	448	9.3
Hercules	8149	\$103,044	410	5	\$9,579	168	2.1	\$3,465	342	4.2
Kensington	2332	\$140,690	36	1.5	\$12,906	26	1.1	\$4,254	14	0.6
Lafayette	9465	\$142,977	309	3.3	\$7,072	60	0.6	\$1,765	101	1.1
Martinez	14729	\$93,874	565	3.8	\$8,177	300	2	\$2,700	547	3.7
Moraga	5606	\$136,336	94	1.7	\$11,764	18	0.3	N	10	0.2
Oakley	11463	\$82,584	622	5.4	\$8,601	369	3.2	\$3,609	793	6.9
Orinda	6884	\$178,704	124	1.8	\$9,644	39	0.6	\$3,567	43	0.6
Pacheco	1609	\$53,107	156	9.7	\$9,360	80	5	\$3,826	186	11.6
Pinole	6803	\$74,124	363	5.3	\$12,136	149	2.2	\$3,598	420	6.2
Pittsburg	20709	\$63,950	1860	9	\$9,238	1128	5.4	\$5,063	3033	14.6
Pleasant Hill	13729	\$93,476	536	3.9	\$11,363	154	1.1	\$3,323	310	2.3
Richmond	37054	\$57,107	3018	8.1	\$9,529	1439	3.9	\$4,237	4198	11.3
Rodeo	3184	\$70,227	357	11.2	\$10,143	200	6.3	\$4,765	427	13.4
San Pablo	9076	\$45,503	828	9.1	\$10,245	403	4.4	\$3,861	1358	15
San Ramon	25044	\$134,188	476	1.9	\$10,364	254	1	\$5,274	283	1.1
Tara Hills	1669	\$63,125	92	5.5	\$10,951	35	2.1	\$4,851	118	7.1
Vine Hill	1344	\$71,786	165	12.3	\$9,053	96	7.1	\$5,943	198	14.7
Walnut Creek	30822	\$82,848	878	2.8	\$11,397	406	1.3	\$7,060	652	2.1

Source: U.S. Census Bureau, 2012-2016 5-Year ACS; <http://factfinder.census.gov/faces/nav/jsf/pages/searchresults.xhtml?refresh=t>

The 2016 American Community Survey estimates that 18.3% of children in Contra Costa County households (or 47,453 children) live in a home that receives SSI, cash PA or SNAP benefits, compared to 26.9% in California overall. This represents a sizable 1% increase from 2015, compared to the state’s 1-year increase of 0.2%. Areas with much higher 1-year increases than the county include Rodeo (up 13.3%), Antioch (up 5.9%), Pittsburg (up

4.1%), Walnut Creek (3.7%), and Pleasant Hill (up 2.6%). Antioch alone has an estimated 1,649 more children in PA households in 2016 than in 2015. Areas that saw a sizable drop in the percentage of children in PA households include East Richmond Heights (down 7.6%), Hercules (down 6.1%), Bayview (down 5.6%), and Pinole (down 3.5%). Hercules (down 321) and Richmond (down 297) saw the largest decreases in the number of children in PA households. About 45.1% of children in PA households (21,406) live in married couple families, 42.5% (20,165) live in single female-headed families, and 11.5% (5,447) live in single male-headed families.

**Table 30 – Children in Public Assistance Households by Family Type and Census Place, 2016**

Area	Pop. 0-17 in HHs	0-17 in HH with SSI, cash PA or SNAP	% 0-17 in HH with SSI, cash PA or SNAP	Children in PA Households			
				In Married-couple HH	In Single Male headed HH	In Single Female headed HH	In Non-families
California	9,116,755	2,448,667	26.9	1,155,709	261,304	1,014,925	16,729
Contra Costa	260,016	47,453	18.3	21,406	5,447	20,165	435
Alamo CDP	4,058	88	2.2	88	0	0	0
Antioch	28,012	9,212	32.9	3,329	1,045	4,737	101
Bayview CDP	320	5	1.6	5	0	0	0
Bethel Island	266	21	7.9	0	21	0	0
Blackhawk	2,080	27	1.3	27	0	0	0
Brentwood	15,805	1,954	12.4	1,225	175	554	0
Clayton	2,871	58	2.0	29	10	19	0
Concord	28,013	6,474	23.1	3,379	935	2,064	96
Contra Costa Centre	561	61	10.9	0	0	61	0
Crockett CDP	505	128	25.3	46	3	79	0
Danville	12,049	331	2.7	256	0	75	0
Discovery Bay	3,773	462	12.2	158	21	283	0
E Richmond Hghts	494	23	4.7	16	0	7	0
El Cerrito	4,313	330	7.7	164	64	102	0
El Sobrante	2,422	488	20.1	102	9	357	20
Hercules	5,018	643	12.8	296	32	315	0
Kensington	998	7	0.7	7	0	0	0
Lafayette	6,522	353	5.4	262	18	73	0
Martinez	7,003	742	10.6	416	0	297	29
Moraga	3,689	46	1.2	0	0	46	0
Oakley	10,737	1,907	17.8	1,011	171	725	0
Orinda	4,381	137	3.1	123	14	0	0
Pacheco CDP	575	116	20.2	0	0	116	0
Pinole	3,405	740	21.7	354	68	318	0
Pittsburg	17,378	5,886	33.9	2,240	895	2,652	99
Pleasant Hill	6,685	557	8.3	226	19	312	0
Richmond	24,676	7,567	30.7	3,200	919	3,382	66
Rodeo CDP	2,175	819	37.7	189	51	579	0
San Pablo	7,617	2,215	29.1	813	444	958	0
San Ramon	22,057	740	3.4	691	5	44	0
Tara Hills CDP	1,024	139	13.6	124	0	15	0
Vine Hill CDP	965	122	12.6	57	0	65	0
Walnut Creek	11,029	1,046	9.5	624	169	253	0

Source: U.S. Census Bureau, 2012-2016 5-Year ACS; <http://factfinder.census.gov/faces/nav/jsf/pages/searchresults.xhtml?refresh=t>

## Students Eligible for Free and Reduced Price Meals

In the 2016-17 school year, 69,708 (39.3%) of all 177,370 students attending Contra Costa County schools are eligible for free or reduced price meals (FRPM), and both the county and the state saw a slight 1% decline. Two Contra Costa County school districts saw FRPM-eligible student enrollment increases of more than 95 students including West Contra Costa Unified (up 97) and Contra Costa County Office of Education (up 384 or 21%). However, many districts saw significant declines relative to enrollment, including Acalanes Union High (down

16%), Antioch Unified (down 4%), Knightsen Elementary (down 7%), Martinez Unified (down 27%), Moraga Elementary (down 13%), Oakley Union Elementary (down 7%) and Walnut Creek Elementary (down 14%).

Contra Costa County school districts with the highest percentage of FRPM-eligible in 2016-17 include SBE – Rocketship Future Academy (88%), Pittsburg Unified (72%), West Contra Costa Unified (70%), Antioch Unified (68%), John Swett (68%), Mt. Diablo Unified (43%), Oakley Union Elementary (43%), and Contra Costa County Office of Education (46%). Despite modest declines in FRPM-enrollment, four of these districts continue to have the highest number of FRPM-eligible students include West Contra Costa Unified (21,985), Mt. Diablo Unified (13,801), Antioch Unified (11,723), and Pittsburg Unified (8,261).

**Table 31 – Student Eligible for Free or Reduced Price Meals by District, 2004 – 2017**

District	2004-05 Percent	2009-10 Percent	2013-14 Percent	2015-16 Count	2015-16 Percent	2016-17 Count	2016-17 Percent
Acalanes Union High	0.9	2.52	5.0	218	3.9	184	3.3
Antioch Unified	36.1	54.1	63.2	12,194	68.2	11,723	67.7
Brentwood Union Elementary	23.5	28.4	27.4	2,232	25.5	2,269	25.4
Byron Union Elementary	15.5	26.5	27.6	692	31.5	711	31.8
Canyon Elementary	9.4	10.1	11.1	6	8.6	3	4.2
Contra Costa Co. Office of Educ.	40.8	62.7	36.1	1,842	43.7	2,226	45.6
John Swett Unified	36.9	45.5	67.5	1,195	68.1	1,170	68.3
Knightsen Elementary	8.4	29.1	45.5	218	40.8	203	34.7
Lafayette Elementary	0.9	2.3	2.9	86	2.4	83	2.3
Liberty Union High	13.2	19.7	28.1	2,278	27.8	2,310	28.2
Martinez Unified	15.8	27.3	26.1	1,298	30.9	950	22.9
Moraga Elementary	1.0	1.0	1.4	31	1.6	27	1.4
Mt. Diablo Unified	28.5	39	46.2	14,023	43.8	13,801	43.4
Oakley Union Elementary	29	49.1	48.7	2,311	30.8	2,151	42.9
Orinda Union Elementary	0	1.1	32.4	12	0.2	13	0.5
Pittsburg Unified	64.6	78.4	84.3	8,449	76.3	8,261	71.9
San Ramon Valley Unified	1.7	2.7	4.2	1,191	3.7	1,223	3.8
SBE – Synergy, Rocketship	0	0	77.1	68	35.1	109	87.9
Walnut Creek Elementary	8.5	12.1	10.5	356	9.9	306	8.5
West Contra Costa Unified	57.5	65.8	70.9	21,888	70.7	21,985	70.3
Contra Costa County	<b>30.0</b>	<b>37.1</b>	<b>40.8</b>	<b>70,588</b>	<b>40.0</b>	<b>69,708</b>	<b>39.3</b>
California	<b>49.7</b>	<b>55.9</b>	<b>59.4</b>	<b>3,665,445</b>	<b>58.6</b>	<b>3,617,630</b>	<b>58.1</b>

Source: California Department of Education (CDE), Data & Statistics, 2004-2015; <http://www.cde.ca.gov/>

## Housing and Homelessness

### HOUSING AFFORDABILITY

The Housing Opportunity Index (HOI) is a measure used by the National Association of Home Builders (NAHB) and mortgage lenders to determine the affordability of homes in a given region. The HOI is the proportion of homes sold in an area that would have been affordable to a median income family in the same area, assuming families can afford to spend no more than 28% of their income on housing. Based on 2017 HOI data, all major housing markets of the Oakland-Fremont-Hayward region (which includes Contra Costa County) remain significantly less affordable than the national average (22.2 and 59.6, respectively). In 2017 the Vallejo-Fairfield (33.1) and Sacramento-Roseville (36.3) markets remain the most affordable of those near Contra Costa County. Nationally and regionally, the proportion of homes sold in an area that would have been affordable to a median income family has fallen considerably since 2016.

**Table 32 – Percentage of Homes Affordable to Median Income Households, 2006 – 2017**

Region	2006	2008	2010	2012	2014	2016	2017
Napa	4.3	35.3	62.5	64.4	10.2	21.0	17.1
Oakland-Fremont-Hayward-Contra Costa	9.3	60.1	67.3	64.4	29.4	29.3	22.2

Sacramento--Arden-Arcade--Roseville	9.2	66.0	79.3	79.5	46.2	40.4	36.3
San Francisco-San Mateo-Redwood City	7.5	20.6	31.5	28.4	11.4	9.7	6.3
San Jose-Sunnyvale-Santa Clara	13.7	44.0	54.1	48.5	20.9	19.4	15.0
Santa Rosa-Petaluma	10.4	47.4	61.9	66.2	25.6	19.5	15.8
Vallejo-Fairfield	14.9	64.6	84.8	86.4	56.0	46.8	33.1
<b>National Average</b>	<b>41.6</b>	<b>62.4</b>	<b>73.9</b>	<b>74.9</b>	<b>61.8</b>	<b>61.4</b>	<b>59.6</b>

Source: National Association of Builders, Housing Opportunity Index, March 2016; [http://www.nahb.org/reference\\_list.aspx?sectionID=135](http://www.nahb.org/reference_list.aspx?sectionID=135)

With the exception of Napa County, the pace of rent increases across all Bay Area communities continues to escalate with HUD fair market monthly rent for a 2-bedroom unit up an average of \$113 since FY 2017. In 2018, the median rent for a 2-bedroom unit ranges from \$1,341 per month in Solano County to \$3,121 in Marin and San Francisco Counties. Since FY 2017, the median monthly rent for a two-bedroom unit in Contra Costa County has risen \$156 or 7%, and is now \$2,329 per month.

**Table 33 – Median Monthly Rents, 2018**

County	Studio	1 Bedroom	2 Bedrooms	3 Bedrooms	4 Bedrooms
Alameda / Contra Costa Counties	\$1,540	\$1,855	\$2,329	\$3,219	\$3,946
Marin / San Francisco / San Mateo Counties	\$2,014	\$2,499	\$3,121	\$4,070	\$4,346
Napa County	\$1,005	\$1,196	\$1,575	\$2,286	\$2,533
Sacramento County	\$757	\$860	\$1,086	\$1,580	\$1,913
Santa Clara County	\$1,716	\$2,031	\$2,522	\$3,468	\$3,942
Solano County	\$874	\$1,087	\$1,341	\$1,951	\$2,361

Source: HUD, User Data Sets, 40th percentile rents, FY 2018. [https://www.huduser.gov/portal/datasets/fmr/fmrs/FY2018\\_code/2018state\\_summary.odn](https://www.huduser.gov/portal/datasets/fmr/fmrs/FY2018_code/2018state_summary.odn)

HUD defines affordable housing as housing which costs no more than 30% of household income. Based on this HUD definition, in 2016 California has an estimated 41.0% of owner-occupied units with a mortgage and 53.6% of renter-occupied units which are unaffordable to their occupants. Of Contra Costa County residents in owner-occupied housing units with a mortgage, 38.6% expend at least 30% of their household income on housing costs in 2016, up from 34.6% in 2015. This represents 72,173 unaffordable owner-occupied homes in 2016. Among renters, 51.3% expend at least 30% of their household income on housing costs in 2016, down from 54.7% in 2015, which extends to 4 years improvement over 55.7% in 2013. However, 51.3% represents 70,478 unaffordable rental units in Contra Costa County in 2016. California has about 54.1% owner-occupied units compared to 64.5% in the county. Critically, the median monthly costs for rentals has increased markedly since 2015 in both county (up 6%) and state (up 3%), while the median monthly costs for owner-occupied units has remained fairly flat since 2015.

**Table 34 – Housing Units, Monthly Costs, and Unaffordable Units, 2016**

Geography		Occupied housing units	Owner-occupied	Renter-occupied	Median SMOC Owner-Occupied	Median costs Renter-Occupied	30% or more of income to housing	
							Owner-occupied	Renter-occupied
California	Count	12,807,387	6,929,007	5,878,380	\$2,157	\$1,297	2,047,747	3,148,253
	%		54.1	45.9			41.0	53.6
Contra Costa	Count	387,540	250,055	137,485	\$2,462	\$1,506	72,173	70,478
	%		64.5	35.5			38.6	51.3

Source: U.S. Census Bureau, 2012-2016 5-Year ACS; <http://factfinder.census.gov/faces/nav/jsf/pages/searchresults.xhtml?refresh=t>

As compared to the county overall (38.6%), the percentage of owner-occupied units that by HUD definition are unaffordable to residents is considerably higher in Bethel Island (54.3%), Vine Hill (52.5%), San Pablo (49.4%), Pacheco (44.6%), El Sobrante (44.0%), Richmond (43.7%), Alamo (43.6%) and Pittsburg (43.2%). Compared to the county overall (51.3%), the percentage of renter-occupied units that are unaffordable to residents is considerably higher in Tara Hills (66.8%), Bayview (65.9%), San Pablo (59.4%), Rodeo (58.8%), Antioch (58.5%), Brentwood (56.8%), East Richmond Heights (56.6%), Pacheco (56.6%) and Pittsburg (56.6%).

**Table 35 – Owner-versus-Renter Occupied and Unaffordable Housing Units by Geography, 2016**

Geography	Occupied Housing Units	Owner-Occupied Units	Owner-Occupied with mortgage:	Owner-occupied 30% & over	Renter-Occupied	Renter-Occupied 30% & Over
Contra Costa County	387,540	250,055	186,810	72,173	137,485	70,478
	%	64.5		38.6	35.5	51.3
Alamo	5,439	4,845	3,824	1,667	594	207
	%	89.1		43.6	10.9	34.8
Antioch	33,976	20,644	16,105	6,649	13,332	7,799
	%	60.8		41.3	39.2	58.5
Bayview	599	558	373	126	41	27
	%	93.2		33.8	6.8	65.9
Bethel Island	1,058	918	359	195	140	35
	%	86.8		54.3	13.2	25.0
Blackhawk	3,544	3,253	2,512	1,014	291	116
	%	91.8		40.4	8.2	39.9
Brentwood	18,007	12,913	10,332	4,121	5,094	2,893
	%	71.7		39.9	28.3	56.8
Clayton	4,144	3,738	3,097	1,027	406	173
	%	90.2		33.2	9.8	42.6
Concord	45,704	26,586	19,656	7,442	19,118	10,071
	%	58.2		37.9	41.8	52.7
Contra Costa Centre	3,513	743	472	150	2,770	969
	%	21.2		31.8	78.8	35.0
Crockett	1,436	700	411	148	736	202
	%	48.7		36.0	51.3	27.4
Danville	15,657	13,238	10,507	3,617	2,419	1,123
	%	84.6		34.4	15.4	46.4
Discovery Bay	5,159	4,007	3,368	1,283	1,152	482
	%	77.7		38.1	22.3	41.8
E. Richmond Heights	1,415	1,095	755	310	320	181
	%	77.4		41.1	22.6	56.6
El Cerrito	9,963	5,961	3,985	1,416	4,002	1,704
	%	59.8		35.5	40.2	42.6
El Sobrante	4,821	2,814	2,049	901	2,007	905
	%	58.4		44.0	41.6	45.1
Hercules	8,149	6,430	5,302	2,082	1,719	901
	%	78.9		39.3	21.1	52.4
Kensington	2,332	2,004	1,300	477	328	115
	%	85.9		36.7	14.1	35.1
Lafayette	9,465	6,870	4,870	1,564	2,595	1,134
	%	72.6		32.1	27.4	43.7
Martinez	14,729	9,762	7,755	2,593	4,967	2,295
	%	66.3		33.4	33.7	46.2
Moraga	5,606	4,644	3,385	1,320	962	469
	%	82.8		39.0	17.2	48.8
Oakley	11,463	8,504	7,200	2,798	2,959	1,480
	%	74.2		38.9	25.8	50.0
Orinda	6,884	6,008	4,245	1,497	876	297
	%	87.3		35.3	12.7	33.9
Pacheco	1,609	1,111	529	236	498	282
	%	69.0		44.6	31.0	56.6
Pinole	6,803	4,738	3,271	1,224	2,065	1,091
	%	69.6		37.4	30.4	52.8
Pittsburg	20,709	11,480	8,745	3,777	9,229	5,221
	%	55.4		43.2	44.6	56.6

Geography	Occupied Housing Units	Owner-Occupied Units	Owner-Occupied with mortgage:	Owner-occupied 30% & over	Renter-Occupied	Renter-Occupied 30% & Over
Pleasant Hill	13,729	8,218	6,487	2,137	5,511	2,549
	%	59.9		32.9	40.1	46.3
Richmond	37,054	18,382	13,209	5,767	18,672	10,000
	%	49.6		43.7	50.4	53.6
Rodeo	3,184	2,020	1,465	383	1,164	685
	%	63.4		26.1	36.6	58.8
San Pablo	9,076	3,432	2,149	1,062	5,644	3,352
	%	37.8		49.4	62.2	59.4
San Ramon	25,044	17,312	15,037	5,217	7,732	3,627
	%	69.1		34.7	30.9	46.9
Tara Hills	1,669	1,046	788	304	623	416
	%	62.7		38.6	37.3	66.8
Vine Hill	1,344	903	804	422	441	111
	%	67.2		52.5	32.8	25.2
Walnut Creek	30,822	19,624	11,610	4,749	11,198	5,137
	%	63.7		40.9	36.3	45.9

Source: U.S. Census Bureau, 2012-2016 5-Year ACS; <http://factfinder.census.gov/faces/nav/jsf/pages/searchresults.xhtml?refresh=t>

## HOMELESSNESS

The HUD-based Continuum of Care (CoC) Program promotes and supports community efforts to reduce and eliminate homelessness. California as a whole is served by 43 CoCs, including one in Contra Costa County. Contra Costa's Homeless Continuum of Care (CoC) Point-in-Time (PIT) Count, conducted by service agencies, community partners, and volunteers each January, provides a one day snapshot of the conditions of individuals sleeping in emergency shelters or transitional housing and in cars, abandoned properties, or other places not meant for human habitation. According to this snapshot, in 2017 an estimated 1,607 total individuals in the county are currently homeless, down 7% or 123 individuals from 1,730 in 2016. Of 1,607 currently homeless, 43% (696) live in shelters, 57% (911) are unsheltered or sleeping on the streets, and 10% (160) are children in families. The 2017 PIT identified no unaccompanied youth. The count included 84 families with 95 adults and 160 minor children, and 22 (26%) of these families are unsheltered. The decline reinforces an apparent trend seen in Contra Costa County since 2010.<sup>1</sup>

However, the countywide trends may mask underlying regional shifts in homelessness as well as shifts in what types of residents lose housing. Since the 2016 PIT, homeless populations fell in West and East County cities, but increased in Central County cities, with Central County experiencing a 66% (131) increase in homelessness. Additionally, although the county saw a drop in the number of homeless children, families are often difficult to identify as they tend to double-up or move in and out of homeless circumstances.

**Table 36 – Point-In-Time Count of Unsheltered Persons by Contra Costa Sub-Area, 2011 – 2017**

Area	2011		2013		2015		2016		2017	
	Count	Percent	Count	Percent	Count	Percent	Count	Percent	Count	Percent
West County	581	39.0	376	35.1	467	46.4	228	31.3	196	24.3
Central County	677	45.4	467	43.6	312	31.0	200	27.4	331	41.0
East County	232	15.6	228	21.3	227	22.6	301	41.3	280	34.7
<b>County Total</b>	<b>1490</b>		<b>1071</b>		<b>1006</b>		<b>729</b>		<b>807</b>	

Source: <http://cchealth.org/h3/coc/pdf/PIT-report-2017.pdf>. Includes only homeless within cities.

In 2017, the PIT reveals the majority of Contra Costa unsheltered homeless are found in Antioch (137), Richmond (109), Concord (188), Martinez (93), and Pittsburg (83). Compared to 2016, the population centers of Concord,

<sup>1</sup> The Department of Housing and Urban Development establishes and maintains requirements for conducting point-in-time (PIT) counts of homeless persons. Current standards and methods may be found at [http://www.hud.gov/offices/cpd/homeless/library/webcast101006/point\\_in\\_time\\_slides.pdf](http://www.hud.gov/offices/cpd/homeless/library/webcast101006/point_in_time_slides.pdf)

Martinez, Pittsburg and San Pablo all have a significantly higher number of homeless in 2017. In addition, El Sobrante, Pleasant Hill and Rodeo all have notable increases in their homeless populations, although the counts are relatively small.

As part of its mission, the Contra Costa County Health Services Department (CCHS) also operates the Homeless Program, a comprehensive system of care that provides services to the county’s homeless, including information and referrals, case management and support, outreach, SSI benefit eligibility determination, emergency shelter, transitional housing, and permanent supportive housing for adults, youth, and families. The Homeless Program is the county’s primary provider of emergency shelter for single adults, it is the only provider of shelter and transitional housing for transition-age youth, it administrates the Rental Assistance Program (Shelter Plus Care), and it serves as the advisory body to the Contra Costa Interjurisdictional Council on Homelessness (CCICH). During the same period of the 2017 PIT, the Housing Inventory Count (HIC) indicated that 558 emergency shelter beds and 218 transitional housing slots were available for the county’s homeless.

As an innovator in intervention strategies, Contra Costa County’s CoC adopted and implemented two critical new initiatives in 2016 - Built for Zero (formerly Zero: 2016) and the Coordinated Entry System (CES). The Built for Zero campaign facilitates the use of community data and outcomes, the coordination of local resources and the adoption of proven strategies or best practices to target veteran and chronic homelessness. The county also launched Phase One of the Coordinated Entry System (CES), an initiative designed to create clearer and more direct access points to the comprehensive system of care available to homeless individuals. Implemented in three phases, the CES will result in the adoption of new policies, strategies and tools with the aim of improving homeless service provision efficiency through standardized assessments and prioritization.

**Table 37 – Estimated Homeless Persons in Contra Costa by Sub-Area, 2015 – 2017**

City	2015		2016		2017	
	Count	Percent	Count	Percent	Count	Percent
Alamo	0	0.0	1	0.1	0	0.0
Antioch	122	12.1	164	22.5	137	17.0
Bay Point	25	2.5	39	5.3	39	4.8
Bethel Island	5	0.5	2	0.3	0	0.0
Brentwood	11	1.1	8	1.1	4	0.5
Clayton	10	1.0	2	0.3	0	0.0
Clyde	0	0.0	1	0.1	0	0.0
Concord	114	11.3	73	10.0	188	23.3
Crockett	0	0.0	1	0.1	0	0.0
Discovery Bay	0	0.0	0	0.0	1	0.1
El Cerrito	30	3.0	13	1.8	11	1.4
El Sobrante	14	1.4	8	1.1	13	1.6
Hercules	12	1.2	1	0.1	0	0.0
Lafayette	1	0.1	2	0.3	0	0.0
Martinez	72	7.2	63	8.6	93	11.5
North Richmond	9	0.9	1	0.1	0	0.0
Oakley	8	0.8	28	3.8	16	2.0
Pacheco	18	1.8	8	1.1	6	0.7
Pinole	11	1.1	5	0.7	0	0.0
Pittsburg	56	5.6	60	8.2	83	10.3
Pleasant Hill	63	6.3	11	1.5	25	3.1
Richmond	356	35.4	160	21.9	109	13.5
Rodeo	12	1.2	2	0.3	6	0.7
San Pablo	23	2.3	37	5.1	57	7.1
San Ramon	1	0.1	0	0.0	0	0.0
Walnut Creek	33	3.3	39	5.3	19	2.4
<b>Total</b>	<b>1,006</b>		<b>729</b>		<b>807</b>	

Source: <http://cchealth.org/h3/coc/pdf/PIT-report-2017.pdf>. Changes in methodology may make comparisons to prior years problematic.

Per the McKinney-Vento Homeless Act Demographics Database, 2,616 students attending Contra Costa schools do not have stable housing in 2016, a 7% improvement over the prior year. Just less than half of these (43%) are younger than the sixth grade, which is a notable improvement from 53% in the prior year. Figures have continued to fall since 2014.



**Table 38 – Homeless Public School Students in Contra Costa County by Grade, 2011 – 2016**

Grade Level	2011	2012	2013	2014	2016
Pre-Kindergarten - Grade 5	878	957	967	1,526	1,117
Grades 6 – Grade 8	506	478	384	622	589
Grades 9 – Grade 12	613	602	646	1,043	910
<b>Total</b>	<b>1,997</b>	<b>2,037</b>	<b>1,997</b>	<b>3,191</b>	<b>2,616</b>

Source: <http://www.kidsdata.org/topic/794/homeless-students-grade/table#fmt=1209&loc=171&tf=88&ch=1131,1129,1130&sortColumnId=0&sortType=asc>

## HEALTH INDICATORS

One of only a few counties in the U.S. to sponsor its own health care system, Contra Costa County offers a comprehensive range of health-related services to residents under one organizational structure known as the Contra Costa Health Services (CCHS). As the largest department of the Contra Costa County government, CCHS is an integrated health care system that serves and supports individual, family, and community health. The CCHS program network provides a wide array of primary, specialty, and inpatient medical care, mental health services, substance abuse treatment, public health programs, environmental health protection, hazardous materials response and inspection, and emergency medical services. CCHS also operates the nation’s first federally qualified, state-licensed and county-sponsored HMO, the Contra Costa Health Plan (CCHP).

The CCHP, the first county-sponsored health plan in California to offer Medi-Cal Managed Care coverage and serve Medicare beneficiaries, has been expanded several times in response to the needs of the community. In 2010 it began providing quality health care coverage to county employees, businesses, individuals, and families. Then, after implementation of the Affordable Care Act (ACA) in 2014, it began facilitating the ACA Medi-Cal coverage expansion to include individuals with incomes below 138% of the Federal Poverty Level.

For these lower-income residents and for uninsured residents, the CCHS system offers a safety net of comprehensive health care and medical services not otherwise available. Through ACA legislation, the CCHS ensures all Medi-Cal recipients in Contra Costa County have access to essential health benefits, including doctor visits, hospital care, 3 pregnancy-related services, SNF, home health and hospice care, mental health care, autism care, and some substance use disorder care.

### Healthcare Insurance

The 2016 American Community Survey estimates the percentage of uninsured residents of all ages in the county (8.5%) continues to be less than that in California (12.6%), with both rates showing steady improvement since the ACA was enacted. Prior to the ACA, rates of uninsured in the county were a relatively high 11% to 13%, while rates in the state ranged from 17% to 19%.

Health coverage among the county’s children continues to improve and compares favorably with the state. About 3.8% of all Contra Costa children are uninsured in 2016, down 0.7 percentage points from 4.5% in 2015. Compare that rate to 5.4% in California overall, which is down 1 percentage point from 6.4% in 2015. In Contra Costa County, 3.8% uninsured represents 9,947 children age 0-17 with no health insurance coverage, or 1,747 fewer children than in 2015.

Both the state and the county also saw notable improvement in the rate of uninsured children age 0-5. An estimated 3.9% (117,651) of the state’s 0-5 year olds and 2.9% (2,283) of the county’s 0-5 year olds do not have health insurance in 2016, which represents 519 fewer 0-5 year olds with no coverage in the county since 2015. However, the rate of uninsured among 0-5 years olds is much higher than average in Bethel Island (17.1%), East Richmond Heights (13.3%), Pacheco (5.7%), Pinole (5.7%), El Sobrante (5.5%), Pittsburg (5.5%), Antioch (5.4%), Rodeo (5.4%), and Discovery Bay (5.0%). The largest populations of uninsured 0-5 year olds live in Antioch (423), Pittsburg (333), Richmond (318), and Concord (260). While all four of these communities had the largest populations of uninsured 0-5 year olds in 2015 as well, all four saw marked improvement in 2016.

Considering the type of health coverage children age 0-17 have, 90.5% are covered by one type of insurance, compared to 89.7% statewide, and 57.9% (150,574) have employer-based coverage only, compared to 43.7% statewide. About 7.1% of Contra Costa children have direct-purchased coverage only, compared to 5.9% in the state. Medicaid (means-tested) only coverage rate among children is 25.0% in the county compared to 38.5% in the state. About 5.7% (14,718) children in the county have more than one type of health insurance coverage.

**Table 39 – Health Insurance Coverage Rates for Children by Area, 2016**

Region	Population < 18	No Insurance coverage < 18	% Uninsured < 18	Population < 6	No Insurance coverage < 6	% Uninsured < 6
California	9,124,984	494,165	5.4	3,000,497	117,651	3.9
Contra Costa	260,228	9,947	3.8	79,404	2,283	2.9
Alamo	4,058	81	2.0	920	0	0.0
Antioch	28,072	963	3.4	7,866	423	5.4
Bayview	333	0	0.0	112	0	0.0
Bethel Island	266	21	7.9	123	21	17.1
Blackhawk	2,080	70	3.4	482	0	0.0
Brentwood	15,817	498	3.1	4,378	188	4.3
Clayton	2,872	0	0.0	713	0	0.0
Concord	28,026	1,555	5.5	10,340	260	2.5
Contra Costa Centre	561	0	0.0	321	0	0.0
Crockett	505	13	2.6	216	0	0.0
Danville	12,054	68	0.6	3,159	0	0.0
Discovery Bay	3,773	189	5.0	1,022	51	5.0
East Richmond Hts	494	32	6.5	180	24	13.3
El Cerrito	4,314	191	4.4	1,584	46	2.9
El Sobrante	2,422	186	7.7	669	37	5.5
Hercules	5,018	327	6.5	1,486	59	4.0
Kensington	998	0	0.0	283	0	0.0
Lafayette	6,523	39	0.6	1,401	18	1.3
Martinez	7,003	104	1.5	2,278	25	1.1
Moraga	3,705	137	3.7	811	11	1.4
Oakley	10,737	375	3.5	3,161	84	2.7
Orinda	4,381	67	1.5	909	17	1.9
Pacheco	575	12	2.1	209	12	5.7
Pinole	3,405	124	3.6	895	51	5.7
Pittsburg	17,384	1,177	6.8	6,015	333	5.5
Pleasant Hill	6,686	86	1.3	2,667	27	1.0
Richmond	24,729	1,276	5.2	8,730	318	3.6
Rodeo	2,175	103	4.7	796	43	5.4
San Pablo	7,623	514	6.7	2,373	66	2.8
San Ramon	22,058	316	1.4	5,809	37	0.6
Tara Hills	1,024	93	9.1	173	0	0.0
Vine Hill	965	0	0.0	362	0	0.0
Walnut Creek	11,041	187	1.7	3,294	12	0.4

Source: U.S. Census Bureau, 2012-2016 5-Year ACS; <http://factfinder.census.gov>

**Table 40 – Children with Health Insurance Coverage by Coverage Type, 2016**

Region	Pop. < 18	One type of coverage							Two or more types
		Total	Employer-based	Direct-purchase	Medicare only	Medicaid/means-test	TRICARE/military	VA Care only	
Contra Costa	260,228	235,563	150,574	18,457	535	65,133	839	25	14,718
	%	90.5	57.9	7.1	0.2	25.0	0.3	0.0	5.7
Alamo	4,058	3,881	3,054	747	0	80	0	0	96
	%	95.6	75.3	18.4	0.0	2.0	0.0	0.0	2.4
Antioch	28,072	24,990	12,874	1,079	133	10,789	90	25	2,119
	%	89.0	45.9	3.8	0.5	38.4	0.3	0.1	7.5
Bayview	333	257	138	38	0	81	0	0	76
	%	77.2	41.4	11.4	0.0	24.3	0.0	0.0	22.8
Bethel Island	266	245	159	22	0	55	9	0	0
	%	92.1	59.8	8.3	0.0	20.7	3.4	0.0	0.0
Blackhawk	2,080	2,007	1,605	273	0	129	0	0	3
	%	96.5	77.2	13.1	0.0	6.2	0.0	0.0	0.1
Brentwood	15,817	14,535	10,325	1,354	0	2,591	265	0	784

Region	Pop. < 18	One type of coverage							Two or more types
		Total	Employer-based	Direct-purchase	Medicare only	Medicaid/means-test	TRICARE/military	VA Care only	
	%	91.9	65.3	8.6	0.0	16.4	1.7	0.0	5.0
Clayton	2,872	2,842	2,447	209	0	186	0	0	30
	%	99.0	85.2	7.3	0.0	6.5	0.0	0.0	1.0
Concord	28,026	24,347	13,292	2,174	44	8,762	75	0	2,124
	%	86.9	47.4	7.8	0.2	31.3	0.3	0.0	7.6
Contra Costa Ctr	561	471	317	54	0	72	28	0	90
	%	84.0	56.5	9.6	0.0	12.8	5.0	0.0	16.0
Crockett	505	463	323	42	0	98	0	0	29
	%	91.7	64.0	8.3	0.0	19.4	0.0	0.0	5.7
Danville	12,054	11,417	10,028	1,221	0	168	0	0	569
	%	94.7	83.2	10.1	0.0	1.4	0.0	0.0	4.7
Discovery Bay	3,773	3,481	2,655	316	0	510	0	0	103
	%	92.3	70.4	8.4	0.0	13.5	0.0	0.0	2.7
East Richmond	494	462	311	22	0	129	0	0	0
	%	93.5	63.0	4.5	0.0	26.1	0.0	0.0	0.0
El Cerrito	4,314	3,972	2,861	431	49	631	0	0	151
	%	92.1	66.3	10.0	1.1	14.6	0.0	0.0	3.5
El Sobrante	2,422	2,126	1,023	308	22	773	0	0	110
	%	87.8	42.2	12.7	0.9	31.9	0.0	0.0	4.5
Hercules	5,018	4,344	3,392	364	0	581	7	0	347
	%	86.6	67.6	7.3	0.0	11.6	0.1	0.0	6.9
Kensington	998	991	795	121	0	75	0	0	7
	%	99.3	79.7	12.1	0.0	7.5	0.0	0.0	0.7
Lafayette	6,523	6,246	5,043	929	0	274	0	0	238
	%	95.8	77.3	14.2	0.0	4.2	0.0	0.0	3.6
Martinez	7,003	6,557	5,082	351	0	1,060	64	0	342
	%	93.6	72.6	5.0	0.0	15.1	0.9	0.0	4.9
Moraga	3,705	3,440	3,105	327	0	8	0	0	128
	%	92.8	83.8	8.8	0.0	0.2	0.0	0.0	3.5
Oakley	10,737	9,413	6,127	366	0	2,890	30	0	949
	%	87.7	57.1	3.4	0.0	26.9	0.3	0.0	8.8
Orinda	4,381	4,240	3,764	433	0	43	0	0	74
	%	96.8	85.9	9.9	0.0	1.0	0.0	0.0	1.7
Pacheco	575	563	214	63	0	258	28	0	0
	%	97.9	37.2	11.0	0.0	44.9	4.9	0.0	0.0
Pinole	3,405	2,989	1,906	155	0	928	0	0	292
	%	87.8	56.0	4.6	0.0	27.3	0.0	0.0	8.6
Pittsburg	17,384	14,612	6,721	652	20	7,095	124	0	1,595
	%	84.1	38.7	3.8	0.1	40.8	0.7	0.0	9.2
Pleasant Hill	6,686	6,177	4,970	522	0	669	16	0	423
	%	92.4	74.3	7.8	0.0	10.0	0.2	0.0	6.3
Richmond	24,729	22,023	8,701	960	11	12,342	9	0	1,430
	%	89.1	35.2	3.9	0.0	49.9	0.0	0.0	5.8
Rodeo	2,175	1,968	847	70	0	1,051	0	0	104
	%	90.5	38.9	3.2	0.0	48.3	0.0	0.0	4.8
San Pablo	7,623	6,783	2,265	202	7	4,289	20	0	326
	%	89.0	29.7	2.6	0.1	56.3	0.3	0.0	4.3
San Ramon	22,058	20,975	18,270	1,852	0	814	39	0	767
	%	95.1	82.8	8.4	0.0	3.7	0.2	0.0	3.5
Tara Hill	1,024	882	607	35	0	218	22	0	49
	%	86.1	59.3	3.4	0.0	21.3	2.1	0.0	4.8
Vine Hill	965	951	552	53	55	291	0	0	14
	%	98.5	57.2	5.5	5.7	30.2	0.0	0.0	1.5
Walnut Creek	11,041	10,508	7,790	1,457	169	1,092	0	0	346
	%	95.2	70.6	13.2	1.5	9.9	0.0	0.0	3.1

Source: U.S. Census Bureau, 2012-2016 5-Year ACS; <http://factfinder.census.gov/faces/nav/jsf/pages/searchresults.xhtml?refresh=t>

Critically, health insurance coverage and access to coverage vary by nativity and by race and ethnicity. In California as a whole, 23% of foreign-born residents have no health insurance, compared to 9% of native-born. The percentage of foreign-born residents in Contra Costa without health coverage (17%) is nearly three times the rate among native-born residents (6%). However, rates in Contra Costa County remain lower than the state, and the percentage of foreign-born residents who are uninsured has improved from 19% in 2015 to 17% in 2016. Rates of uninsured among native-born residents have also improved from 7% in 2015 to 6%. In both the county and state, foreign-born residents who have become naturalized citizens are significantly more likely than non-citizens to access health insurance, with rates of uninsured among non-citizens in the county (28%) about 4 times higher than among naturalized citizens (7%). Contra Costa residents who identify as multi-racial, Asian, White or Black/African American are most likely to be insured, while those who identify as Hispanic/Latino, Native Hawaiian/Pacific Islander or some other race are least likely to be insured.

**Table 41 – Health Insurance Coverage Rates by Nativity and Area, 2016**

Area	Native-born		Foreign-born		Foreign-born, non-citizen		Foreign-born, non-citizen	
	Total	% Uninsured	Total	% Uninsured	Total	% Uninsured	Total	% Uninsured
California	27,790,956	8.8	10,361,041	22.9	5,102,875	10.2	5,258,166	35.2
Contra Costa	832,875	5.8	269,582	16.9	142,645	6.9	126,937	28.2
Alamo	14,209	2.4	1,850	0.6	1,262	0.0	588	1.9
Antioch	84,601	7.0	23,765	17.5	12,123	7.2	11,642	28.1
Bayview	1,299	1.5	454	28.2	355	20.6	99	55.6
Bethel Island	2,135	14.1	64	0.0	24	0.0	40	0.0
Blackhawk	7,311	1.2	2,157	6.4	1,539	4.8	618	10.2
Brentwood	48,028	4.1	8,829	9.6	5,186	4.4	3,643	17.0
Clayton	10,496	1.3	1,159	0.0	794	0.0	365	0.0
Concord	92,050	7.2	34,026	23.8	15,221	7.0	18,805	37.4
Contra Costa	4,280	3.6	1,890	12.9	1,009	18.2	881	6.8
Crockett	2,831	4.8	243	14.8	173	0.0	70	51.4
Danville	37,492	1.9	6,150	3.2	4,542	2.5	1,608	5.0
Discovery Bay	13,587	4.5	1,178	12.8	832	8.8	346	22.5
E. Richmond Hts	2,761	11.8	598	26.9	414	6.8	184	72.3
El Cerrito	17,828	5.3	6,768	18.0	3,987	8.0	2,781	32.3
El Sobrante	9,885	7.1	3,066	15.2	1,845	4.1	1,221	31.9
Hercules	16,133	6.9	8,839	8.3	6,777	5.2	2,062	18.5
Kensington	4,775	1.3	827	1.6	505	0.0	322	4.0
Lafayette	21,889	1.7	3,400	5.7	2,040	0.7	1,360	13.2
Martinez	32,774	4.5	4,208	5.9	2,651	5.1	1,557	7.5
Moraga	14,428	3.5	2,437	6.3	1,610	3.7	827	11.4
Oakley	31,639	7.4	7,233	21.2	3,453	8.4	3,780	33.0
Orinda	15,796	2.2	3,102	3.4	2,311	3.8	791	2.1
Pacheco	3,428	15.0	631	24.1	259	0.0	372	40.9
Pinole	14,254	5.4	4,767	10.6	3,335	5.7	1,432	22.1
Pittsburg	45,929	9.0	21,872	17.7	10,740	8.7	11,132	26.3
Pleasant Hill	28,187	3.8	5,851	11.7	3,263	6.7	2,588	18.0
Richmond	70,524	9.0	36,888	25.9	14,689	10.9	22,199	35.8
Rodeo	7,306	7.7	2,492	9.8	1,700	4.4	792	21.3
San Pablo	16,090	9.8	13,508	29.8	4,578	14.1	8,930	37.8
San Ramon	48,866	2.3	25,450	4.8	15,378	2.5	10,072	8.3
Tara Hills	3,696	13.4	1,254	14.2	837	7.4	417	27.8
Vine Hill	3,389	10.9	875	34.3	391	27.6	484	39.7
Walnut Creek	51,752	3.5	14,988	11.5	10,431	7.9	4,557	19.8

Source: U.S. Census Bureau, 2012-2016 5-Year ACS; <http://factfinder.census.gov>

**Table 42 – Health Insurance Coverage Rates by Race and Ethnicity, 2016**

Geography	White	Black/African Amer.	Amer. Indian/Alaskan	Asian	HI/ Pac. Islander	Other	Two or more	Hispanic /Latino
California	88.4	89.5	81.3	90.6	87.1	77.6	90.9	80.2
Contra Costa	92.5	92.1	87.1	93	82	80.9	93.2	83.5
Alamo	97.6	100	100	98.9	100	100	100	96.2
Antioch	90.1	94.5	82.2	92.8	93.8	83.7	94.2	86
Bayview	96.4	100	-	73.5	-	100	-	91.8
Bethel Island	86.8	100	100	-	-	47.8	100	77.2
Blackhawk	99.5	84.4	-	92.5	-	100	100	100
Brentwood	95	96.3	100	95.1	100	93	96.1	91.4
Clayton	98.7	94.7	100	100	100	100	100	99.8
Concord	89.3	90.8	79.7	91.7	75.7	72.1	95.6	78.1
Contra Costa	92.1	100	-	96.9	-	79.4	100	86.4
Crockett	95	86.3	100	100	-	83	100	91.8
Danville	98.3	100	100	95.8	100	100	95.2	99.6
Discovery Bay	96.3	100	100	86.3	100	89.2	84.4	92.3
E. Richmond Hts	89.5	94.7	0	95.7	100	56.9	74.4	69.9
El Cerrito	95.5	92.2	87.5	85.3	85.7	66.8	92.2	82.5
El Sobrante	89.8	90.4	-	97	78.7	93.1	87.2	91.9
Hercules	95.1	95.8	56.6	92.9	100	70.2	88.7	86.2
Kensington	98.5	100	100	98.5	-	100	100	100
Lafayette	97.6	96.6	46.7	97.4	100	100	100	91.2
Martinez	95.7	92	100	97.6	72.4	92.4	93.9	93.4
Moraga	97.5	58.5	100	96.6	100	100	92.1	96
Oakley	89.4	92.1	83.3	94.7	76.4	88.5	92.6	84.3
Orinda	97.9	90.8	80.7	96.9	100	95.1	99	98.8
Pacheco	82.8	67.1	0	96	0	77.1	100	71.9
Pinole	95.1	92.6	91.1	92.8	3.6	96.3	86.8	90.8
Pittsburg	89	91.5	94.9	90.5	71.2	81.9	91.3	84.7
Pleasant Hill	95.7	76.5	100	92.9	75.9	85.3	98.9	89.7
Richmond	83.8	90.6	79.1	88.1	80.1	77.7	89.3	78.5
Rodeo	91.5	95.3	73.4	92.6	100	92	88	87.5
San Pablo	76.9	88.3	100	82.7	61.8	82	95.1	77.3
San Ramon	96.6	94.8	100	97.4	100	91.5	96.9	94.1
Tara Hills	90.4	81	100	93.9	-	85.2	69.9	81.4
Vine Hill	84.5	100	100	85.2	75.1	80.7	91.6	80.1
Walnut Creek	95.5	86.5	94.5	91.1	96.6	79.6	98.4	90.8

Source: U.S. Census Bureau, 2012-2016 5-Year ACS; <http://factfinder.census.gov>

## Physical Fitness

Students who meet all six of the fitness standards on the California Physical Fitness Test are considered to be fit. Since 2004, the percentage of 5th, 7th and 9th graders in Contra Costa County who are physically fit has generally exceeded that of the state. However in 2015, the percentage of physically fit 9th graders in the county (36%) is less than the percentage in the state (37%). The county does have a higher percentage of physically fit 5th graders (31%) than the state (26%) and a higher percentage of physically fit 7th graders (33%) than the state (32%).

Both the county and state demonstrate an overall upward trend in fitness among all grades tested since 2004, but 9th graders have seen the most improvement. The proportion of 9th graders in Contra Costa County who meet all six fitness standards has grown from 31% in 2004 to 36% in 2015, but note that 36% is a 3 percentage point decline from 39% in 2014. Across all groups, lower proportions of 5th graders continue to meet all six fitness standards.

Fitness also varies considerably by race and ethnicity. In 2015 across all grade levels, students who identify as Native Hawaiian/Pacific Islander, African American, Asian, Filipino, or multi-racial are less likely to be physically fit, while Whites and Hispanics are more likely to be physically fit. Critically, across all grades economically disadvantaged

students are also much less likely to be physically fit than students who are not economically disadvantaged. For instance, in 2015 the percentage of physically fit 5th graders is 40% among the county's economically disadvantaged students, compared to 57% of non-disadvantaged 5th graders.

Individual school districts in the county also vary widely in the percentage of students who meet all six fitness standards. Among 5th graders, Moraga Elementary has the highest proportion at 66%, followed by Byron Union Elementary at 63%. Other schools with much higher than average rates include Orinda Union Elementary (57%), Lafayette Elementary (57%), and San Ramon Valley Unified (53%). Schools on the other end of the fitness spectrum in the 2015-16 school year include John Sweet Unified (5%), West Contra Costa Unified (15%), Pittsburg Unified (15%) and Oakley Union Elementary (16%). Note that these results support an understanding of healthy outcomes in children, such as physical fitness, as inextricably linked to economic factors.

## **Asthma**

Asthma has long been recognized by national health organizations, such as the Centers for Disease Control and Prevention and the American Lung Association, as one of the most common chronic diseases in the United States that overburdens health care systems, carries enormous costs in terms of missed days of work or school and other disruptions in daily life, and disproportionately impacts children, people of color and low-income communities. Because additional risk factors for the disease include workplace and environmental exposures, asthma is of special concern in Contra Costa County, which received a D grade for air quality from the American Lung Association's 2016 State of the Air evaluation. The ALA further reports that in 2016 an estimated 23,069 Contra Costa County children with asthma and 158,199 elderly adults are at special risk from low air quality.

Fortunately, in 2014 the percentage of children ever diagnosed with asthma in Contra Costa County has continued to drop from a 10-year high of 22.0% in 2009 to 16.9% in 2014. In contrast, rates in the state have increased from 14.2% in 2009 to 15.2% in 2014.

However, the county continues to see higher rates of asthma-related hospitalizations and emergency room visits than the state across all age groups. In 2014, the rate of asthma-related hospitalizations or ER visits among children age 0-4 is 22.7 per 10,000 compared to 19.6 in the state, and 142 children less than 5 had an asthma-related hospitalization or an ER visit in Contra Costa County. Additionally, children in low-income, African American communities may be much more susceptible to asthma-related health problems than children overall.

## **Sexually Transmitted Diseases**

Because rates for STDs are considered a proxy for unsafe sexual practices and HIV risk factors, trends in incidence rates are particularly important to maintain healthy communities, and STD rates are closely monitored by a statewide surveillance system that defines high-risk populations; assesses STD trends; measures prevalence of select STDs, health impacts, and costs; and evaluates progress toward reducing incidence rates.

In recent years, incidence of chlamydia among residents of all ages has been generally lower in the county as compared to the state, and in 2016 is 462.5 per 100,000 in Contra Costa and 504.4 per 100,000 in California. In both the county and the state, incidence rates of chlamydia have increased since 2015. Incidence of gonorrhea among residents of all ages has been lower in the county than in the state since 2014, and this trend continues in 2016 with 139.8 cases of gonorrhea per 100,000 in Contra Costa and 164.3 per 100,000 in California. In both the county and the state, incidence rates of gonorrhea have increased since 2015.

STD incidence rates also vary by age and by sex with incidence among girls typically much higher than among boys and incidence among teens much higher than overall rates. In 2016, the rate of chlamydia among 15-17 year old girls in Contra Costa County is 1757.8 per 100,000. The rate of chlamydia among boys the same age is 317.9 per 100,000. Overall, 491 cases of chlamydia were reported among 0-17 year olds in Contra Costa County in 2016. Another 69 cases of gonorrhea were reporting among 0-17 year olds in the county.

**Table 43 – STD Incidence for Chlamydia and Gonorrhea, All Ages**

Year	STD	Contra Costa County	California
2009	Chlamydia	827.9	803.0
	Gonorrhea	118.5	94.5
2010	Chlamydia	882.8	802.3
	Gonorrhea	158.6	100.6
2011	Chlamydia	870.6	810.7
	Gonorrhea	144.9	92.6
2012	Chlamydia	662.8	772.7
	Gonorrhea	108.9	95.7
2013	Chlamydia	650.3	717.7
	Gonorrhea	115.4	99.7
2014	Chlamydia	385.5	453.4
	Gonorrhea	93.4	116.8
2015	Chlamydia	422.2	486.3
	Gonorrhea	118.0	138.8
2016	Chlamydia	462.5	504.4
	Gonorrhea	139.8	164.3

Source: <https://www.cdph.ca.gov/Programs/CID/DCDC/CDPH%20Document%20Library>. Rate per 100,000.

**Table 44 – STD Incidence by Sex and Age Group, Contra Costa County 2016**

Sex	Age Group	Chlamydia		Gonorrhea	
		Cases	Rate	Cases	Rate
Female	0-9	2	3.1	0	0.0
	10-14	26	70.8	5	13.6
	15-17	388	1,757.8	40	181.2
Male	0-9	1	1.5	0	0.0
	10-14	1	2.6	2	5.2
	15-17	73	317.9	22	95.8
<b>All</b>	<b>0-19</b>	<b>491</b>		<b>69</b>	

Source: <http://www.cdph.ca.gov/data/statistics/Documents/STD-Data-LHJ-DataSummaries-All.pdf>. Rate per 100,000

## Pediatric Nutrition

Nutritional status (weight, height, and hematology) among low income, high-risk infants and children is an important indicator of health and wellbeing. Poor nutrition and poverty are also significantly correlated. A baby is considered to be low weight if it weighs less than 2,500 grams (5lb. 8oz.), and in 2012, the overall county rate of low birth weight children (6.8%) exceeded the statewide rate (6.7%). The county has exceeded the statewide rate for low birth weight infants since 2007, but in 2013, 6.8% of infants in both the county and state are born at a low birthweight. Based on seven year averages, the County Health Rankings and Roadmaps project estimates approximately 5,872 (7%) Contra Costa County infants will be born at a low birthweight in 2017.<sup>2</sup>

Another indicator of poor nutrition that contributes to multiple health risks such as obesity, dental decay, type 2 diabetes, high cholesterol and high blood pressure is the consumption of fast food which tends to be very high in fat and sugar. In 2012 the CDC reports 34% of all children in the U.S. consume fast food on any given day, and the frequency of fast food consumption is not related to family income.<sup>3</sup> In California, the percentage of children age 2-17 who ate fast food more than once a week increased to 39% in 2014, up from 37% in 2012. Contra Costa County has steadily maintained a lower rate than the state since 2007, and the percentage of the county's 2-17 year olds who eat fast food more than once a week has recently dropped markedly from 34% in 2012 to 19% in 2014.

<sup>2</sup> <http://www.countyhealthrankings.org/app/california/2017/measure/outcomes/37/data>

<sup>3</sup> <http://www.cdc.gov/nchs/data/databriefs/db213.htm>

## Oral Health Status of Children

Dental disease and oral health problems impact more children in the United States than any other chronic disease. Dental disease may negatively impact a child's health and development, interfere with proper nutrition, deter speech development, and reduce school attendance and academic performance. When children miss school due to oral health problems, school districts also suffer from the loss of funding.

According to the 2016-17 California County Scorecard published by Children Now<sup>4</sup>, about 24% of low income children age 0-3 in Contra Costa County have visited a dentist in the past year, compared to 26% in 2014. The percentage ranks Contra Costa 40<sup>th</sup> among all California counties.

## COMMUNITY SAFETY INDICATORS

### Crime Rate and Adult Arrests

According to analysis provided by the California Sentencing Institute's Center on Juvenile and Criminal Justice (CJCJ), since 2013 California's incidence of Part I crimes reported to the police has fallen just slightly from 3,049 to 2,988 crimes per 100,000 adults age 18-69. Part 1 crimes include the most serious community safety concerns, including aggravated assault, forcible rape, murder, robbery, arson, burglary, larceny-theft, motor vehicle theft. During the same 4-year period, incidence rates in Contra Costa County have fallen over 10% from 3,242 in 2013 to 2,906 reported crimes per 100,000 adults age 18-69 in 2016.

**Table 45 – Incidence of Part 1 Crimes Reported for Adult Offenders, 2013 - 2016**

Geography	2013	2014	2015	2016
California	3,049	2,836	3,048	2,988
Contra Costa County	3,242	3,255	3,240	2,906

Source: <http://casi.cjcj.org/Adult/Contra-Costa>. Incidence is per 100,000 adults age 18-69.

CJCJ also report that from 2013 to 2016, incidence rates of adult arrests for felony offenses dropped in both California (down 32%) and Contra Costa County (down 27%). In 2016, the state and county incidence rates for felony adult arrests is nearly identical at 1,089 per 100,000 adults age 18-69 in the state and 1,091 per 100,000 in the county.

**Table 46 – Incidence of Adult Felony Arrests, 2013 - 2016**

Geography	2013	2014	2015	2016
California	1,592	1,578	1,113	1,089
Contra Costa County	1,499	1,559	1,145	1,091

Source: <http://casi.cjcj.org/Adult/Contra-Costa>. Incidence is per 100,000 adults age 18-69.

### Adult Incarcerations

According to CJCJ analysis, the 2016 incarceration rate in California is 700 per 1,000 adult felony arrests and 404 per 1,000 arrests in Contra Costa County. Although the incarceration rate per 1,000 arrests remains much lower than that the state, the county incarceration rate has risen 33% since 2013. From 2013 to 2016, the incarceration rate per 1,000 felony arrests has also increased 34% statewide.

**Table 47 – Total Adult Incarceration Rate, 2013 - 2016**

Geography	2013	2014	2015	2016
California	523	501	682	700
Contra Costa County	303	268	375	404

Source: <http://casi.cjcj.org/Adult/Contra-Costa>. Incidence is total of state prison and county jail incarcerations per 1,000 adults felony arrests.

<sup>4</sup> <https://www.childrennow.org/>





## Domestic Violence

The number of domestic violence calls for assistance from Contra Costa County residents continues a downward trend in 2016, with 2,947 total calls, which is down 463 calls and 14% since 2014. The total number of domestic violence calls for assistance in the county has fallen 24% since 2008, compared to a slight 1% decline in California as a whole.

**Table 48 – Number of Domestic Violence Calls for Assistance, 2008–2016**

	2008	2010	2012	2014	2016
California	166,343	166,361	157,634	155,965	164,569
Contra Costa	3,868	3,687	3,286	3,410	2,947

Source: State of California Dept. of Justice, <https://openjustice.doj.ca.gov/crime-statistics/domestic-violence>

## Child Abuse

Over the past twelve years, the county's rate of substantiated child abuse cases per 1,000 children age 0-17 has been considerably lower than in California as a whole, and in 2017 the county's rate is 3.2 per 1,000 compared to state rate of 7.5 per 1,000. Both rates have fallen steadily since 2007. In 2017 Contra Costa County recorded 807 substantiated cases of child abuse, down 26% from 1,095 cases in 2015.

The overall distribution of substantiated child abuse cases by age has changed very little since 2009, but critically, the percentage of cases that involve infants continues to trend up, with children less than 1 involved in 18% of all cases in 2017, an increase from 16% in 2015.

**Table 49 – Rate of Substantiated Child Abuse Cases, 2005–2017**

	2005	2007	2009	2011	2013	2014	2015	2017
California	11.3	10.7	10.0	9.5	8.9	8.7	8.2	7.5
Contra Costa County	7.6	8.8	5.1	5.5	5.1	4.9	4.3	3.2

Source: [http://cssr.berkeley.edu/ucb\\_childwelfare/](http://cssr.berkeley.edu/ucb_childwelfare/). Rate per 1,000 children (ages 0-17); the substantiated rate measures the number of child abuse reports that warrant an in-person investigation and are determined to have occurred.

**Table 50 – Number of Substantiated Child Abuse Cases in Contra Costa County, 2009–2017**

Year	2009	2011	2013	2015	2017
Number of Cases	1,332	1,423	1,300	1,095	807

Source: [http://cssr.berkeley.edu/ucb\\_childwelfare/](http://cssr.berkeley.edu/ucb_childwelfare/). Substantiated cases includes the number of child abuse reports that warrant an in-person investigation and are determined to have occurred.

**Table 51 – Child Abuse Allegations, Substantiations and Entries by Age, Contra Costa County 2017**

Age Group	Child Population	Children w/ Allegations	per 1,000 children	Children w/ Substantiations	per 1,000 children	% of Allegations	Children w/ Entries	Entries per 1,000
< 1	12,804	573	44.8	144	11.2	25.1	111	8.7
1-2	25,198	804	31.9	106	4.2	13.2	61	2.4
3-5	38,023	1,350	35.5	131	3.4	9.7	69	1.8
6-10	70,357	2,904	41.3	183	2.6	6.3	87	1.2
11-15	75,522	2,736	36.2	189	2.5	6.9	111	1.5
16-17	29,236	928	31.7	54	1.8	5.8	35	1.2
<b>Total</b>	<b>251,140</b>	<b>9,295</b>	<b>37</b>	<b>807</b>	<b>3.2</b>	<b>8.7</b>	<b>474</b>	<b>1.9</b>

Source: [http://cssr.berkeley.edu/ucb\\_childwelfare/](http://cssr.berkeley.edu/ucb_childwelfare/). Substantiated cases includes the number of child abuse reports that warrant an in-person investigation and are determined to have occurred.

## Juvenile Arrests

According to an Annie E. Casey Foundation and Children Now report, the U.S. leads the industrialized world in the rate at which youth are arrested, and in 2013, California's rate ranked 12th highest among all states.<sup>5</sup> Fortunately, the

<sup>5</sup> <http://www.kpbs.org/news/2013/feb/27/youth-incarceration-rates-still-high-california/>

rate of juvenile felony arrests in the state overall and in Contra Costa County has fallen significantly in the past several years and this trend continues in 2016. According to analysis provided by the California Sentencing Institute’s Center on Juvenile and Criminal Justice (CJ CJ), the rate of juvenile felony arrests per 100,000 youth age 10-17 has fallen 37% in California and 40% in Contra Costa County since 2013. In the county, the rate of juvenile felony arrests dropped 23% from 2015 to 2016, with a current rate of 330 arrests per 100,000 youth age 10-17.

**Table 52 – Juvenile Felony Arrest Rates, 2013–2016**

	2013	2014	2015	2016
California	755	681	527	478
Contra Costa County	550	519	430	330

Source: <http://casi.cjcj.org/Adult/Contra-Costa>. Rates per 100,000 youth age 10-17.

Juvenile felony arrest rates in the county vary significantly by race and ethnicity. Currently the rate among African American or Black youth is highest across all youth at 22.0 per 1,000, while rates among Hispanic or Latino youth (3.6 per 1,000), White youth (2.1 per 1,000) and youth of other races (1.3 per 1,000) are considerably less. Although African American juveniles continue to have the highest arrest rate by far in 2015, they have nonetheless seen the steepest declines since 2009, with rates dropping from 43.8 in 2009 to 22.0 per 1000 youth age 0-17 in 2015.

**Table 53 – Juvenile Felony Arrest Rates in Contra Costa County by Ethnicity, 2009–2015**

Race/Ethnicity	2009	2011	2013	2015
African American/Black	43.8	33.9	27.1	22.0
Hispanic/Latino	10.5	8.1	5.3	3.6
White	5.1	4	2.8	2.1
Other	4.2	2.1	1.2	1.3

Source: California Dept. of Justice, Arrest Data; California Dept. of Finance files, as reported by <http://www.kidsdata.org/topic/166/juvenilearrest-rate-race/>. Rate per 1,000 population age 10-17.

## Gang Membership Among Youth

According to statistics compiled from various sources by Helping Gang Youth,<sup>6</sup> every community with a population of 100,000 or more reports some type of gang activity. Despite its recognition as a serious threat to youth and community health, gang activity and membership is not easily tracked and current data is not maintained by most criminal justice agencies. However, data compiled by Helping Gang Youth indicates that 40% of gang members are juveniles.

A number of factors increase the chance that youth will turn to gangs including difficulty or failure in school, high rate of truancy, lack of opportunity for positive activities outside of school, being from a low income household or community, and struggling with learning disabilities and/or emotional disorders. An estimated 60% to 78% of all incarcerated gang members have a learning disability or an emotional disorder that may inhibit them from engaging or excelling in school.<sup>7</sup> The US Justice Department also estimates that 47% of gang members are Hispanic/Latino, while 31% are African American, but the racial and ethnic composition of gangs varies considerably by region.

Student reported gang membership in 2011-13 for Contra Costa youth is down slightly from 2010-12 for 7th grade males and for females in grades 7-11. However, gang membership among high school males rose slightly.

# CHILDREN AND FAMILIES

## Births

In 2016, an estimated 13,111 women age 15-50 gave birth in Contra Costa County, a 1-year decline of 402 (3%). California overall experienced a 2% decline. As in 2015, the four cities of Concord (2,009), Richmond (1,666), Antioch (1,264) and Pittsburg (1,081) have the highest number of births in the county. Since 2015, sizable declines

<sup>6</sup> <http://www.helpinggangyouth.com/statistics.html>

<sup>7</sup> [http://www.helpinggangyouth.com/disability-best\\_corrections\\_survey.pdf](http://www.helpinggangyouth.com/disability-best_corrections_survey.pdf)

in the number of births occurred in Walnut Creek (-179), Antioch (-157), San Ramon (-132), Hercules (-110), Alamo (-62), San Pablo (-56), Pinole (-51). In contrast, Brentwood (154), Danville (71) and Rodeo (68) saw an increase in births. The overall birth rate continues to trend downward, and the teen birth rate in 2016 in both the county (6.0) and state (14.0) has dropped since 2015.

**Table 54 – Birth Rate Per 1,000 Women Age 15-50, Contra Costa County (2008–2016)**

	2008	2009	2010	2011	2012	2013	2015	2016
<b>Rate</b>	64.0	62.3	59.7	58.1	57.9	58.0	51.1	49.5

**Table 55 – Births and Birth Rates by Census Place, 2016**

Area	Women Age 15-50	Women w/ Births Age 15-50	Rate / 1,000 Age 15-50	1-Year Change in # Births	Females Age 15-19	Teens with Births	Teen Rate per 1,000
California	9,607,231	486,456	50.6	-9,203	1,329,380	18,575	14.0
Contra Costa County	264,994	13,111	49.5	-402	31,585	190	6.0
Alamo CDP	2,816	122	43.3	-62	193	0	0.0
Antioch	27,943	1,264	45.2	-157	3,909	0	0.0
Bayview CDP	244	20	82.0	-20	7	0	0.0
Bethel Island CDP	263	52	197.7	4	66	0	0.0
Blackhawk CDP	1,964	107	54.5	-11	177	0	0.0
Brentwood	13,487	689	51.1	154	1,203	0	0.0
Clayton	2,551	32	12.5	15	323	0	0.0
Concord	30,544	2,009	65.8	-39	3,624	23	6.3
Contra Costa Centre	1,797	120	66.8	--	206	0	0.0
Crockett CDP	696	49	70.4	-12	46	0	0.0
Danville	8,243	335	40.6	71	618	0	0.0
Discovery Bay CDP	3,501	166	47.4	39	342	22	64.3
E. Richmond Hghts	569	45	79.1	7	94	0	0.0
El Cerrito	5,604	211	37.7	-4	631	0	0.0
El Sobrante CDP	3,131	108	34.5	-29	359	0	0.0
Hercules	6,419	296	46.1	-110	1,028	0	0.0
Kensington CDP	997	69	69.2	4	92	0	0.0
Lafayette	5,834	168	28.8	-2	809	0	0.0
Martinez	8,608	428	49.7	-14	972	0	0.0
Moraga	3,907	74	18.9	18	803	0	0.0
Oakley	10,158	512	50.4	40	1,396	29	20.8
Orinda	3,351	57	17.0	-36	223	12	53.8
Pacheco CDP	958	136	142.0	-10	126	0	0.0
Pinole	4,491	170	37.9	-51	605	11	18.2
Pittsburg	17,549	1,081	61.6	19	2,491	58	23.3
Pleasant Hill	8,518	267	31.3	24	1,067	0	0.0
Richmond	28,175	1,666	59.1	-49	3,689	35	9.5
Rodeo CDP	2,604	187	71.8	68	518	0	0.0
San Pablo	7,678	416	54.2	-56	954	0	0.0
San Ramon	19,227	684	35.6	-132	1,324	0	0.0
Tara Hills CDP	1,056	9	8.5	-6	145	0	0.0
Vine Hill CDP	1,131	119	105.2	-2	168	0	0.0
Walnut Creek	13,960	506	36.2	-179	1,582	0	0.0

Source: U.S. Census Bureau, 2010-2016 5-Year ACS; <http://factfinder2.census.gov/faces/nav/jsf/pages/searchresults.xhtml?refresh=t>. Based on women with births in past 12 months.

Birth rates in both the state and county vary by nativity, with rates generally higher among non-native (foreign-born) residents. In 2015, native-born women in Contra Costa had an estimated 8,497 births, while foreign-born women had 5,016; thus, the county’s birth rate per 1,000 native-born women (45.9) is less than the county’s birth rate among foreign-born women (63.5), and less than the statewide rate for native-born women (48.6). However, the county’s birth rate among foreign-born women (63.5) is higher than the statewide rate (57.8). The largest number of foreign-born women with births occurs in Antioch (530), Concord (937), Richmond (890) and San Ramon (366).

In 2016, about 8,443 Contra Costa County women who gave birth in the past year were also in the labor force, which is 65% of those who gave birth, compared to 57% in California overall. Antioch (907), Concord (1,176) and Richmond (985) had the highest number of women with births in the labor force. Countywide, 825 women with births receive some public assistance in 2016, which is a notable 12% increase over 737 women with births in 2015. The largest number of women with births on PA in 2016 may be found in Concord (183), Antioch (121), Richmond (93), Martinez (92), Vine Hill (65) and Pittsburg (60).

## INFANT MORTALITY

Based on the County Health Status Profile published in 2017 by CDPH, infant mortality rates in Contra Costa County as a whole have fallen from a 10-year high of 4.9 per 1,000 infants in 2010 to 4.2 in 2017. By comparison, California has an infant mortality rate of 4.6 in 2017. Although infant mortality rates rose from 2006 to 2010, the trend since 2010 suggests improvements in factors such as maternal health, health care access, health practices or related socioeconomic conditions. Published rates are based on 3-year averages and indicate infant mortality in the county is lower than in the state overall, but California has experienced a similar decline in infant mortality since 2010.

**Table 56 – Infant Mortality Rate, Contra Costa County, 2009–2014**

	2009-2011	2012-2014
Contra Costa County	5.0	4.2
California	4.9	4.6

Source: 2017 County Profiles Three Year Average Rates at <https://www.cdph.ca.gov/Programs/CHSI/CDPH%20Document%20Library/OHIRProfiles2017.pdf>. Rate per 100,000.

In both the county and the state, infant mortality varies significantly by race and ethnicity. Based on the latest 2012-2014 estimates, infant mortality among African American infants at 9.4 per 1,000 live births is more than twice the rate of Hispanic infants (3.9) and nearly three times the rate of white infants (3.4). Using current figures, the rate among Asian infants continues as the lowest in the county at 2.8 per 1,000. Note that all rates have declined since the prior estimates.

**Table 57 – Infant Mortality Rate by Ethnicity, Contra Costa County, 2006–2014**

Race/Ethnicity	2006-2010	2007-2011	2008-2012	2009-2013	2012-2014
African American/Black	8.9	9.9	9.0	9.9	9.4
Asian/Pacific Islander	2.6	3.1	3.4	3.0	2.8
Hispanic/Latino	4.5	4.9	5.2	5.0	3.9
White	2.7	3.1	3.1	3.5	3.4

Source: CA Dept. of Public Health, Death Statistical Master Files. and 2017 County Profiles available at <https://www.cdph.ca.gov/Programs/CHSI/CDPH%20Document%20Library/OHIRProfiles2017.pdf> Number of deaths of children less than 1 year old per 1,000 live births.

## LOW WEIGHT BIRTHS

A baby is considered to be low weight if it weighs less than 2,500 grams (5 lb. 8 oz.) at birth. In the United States, low birthweight is a strong predictor of infant mortality and morbidity, and the nutritional status (weight, height, and hematology) among low income, high-risk infants and children is an important indicator of health and wellbeing. Poor nutrition and poverty are also significantly correlated, if not causal. Preterm birth, or births occurring before 37 weeks of gestation, is one of the predominant proximate causes of low birthweight. Risk factors for preterm delivery include low socioeconomic status, low pre-pregnancy weight, inadequate weight gain during pregnancy, history of infertility problems, smoking and multiple gestations. Infants who are born at low birthweight are at greater risk of developing other problems later in life, such as physical disabilities and developmental delays.

**Table 58 – Percentage of Low Birth Weight Babies, Contra Costa & California, 2010–2015**

	2010-2012	2013-2015
Contra Costa County	6.9	6.8
California	6.8	6.8

Source: <https://www.cdph.ca.gov/Programs/CHSI/Pages/County-Health-Status-Profiles.aspx>

In 2017, the CDPH released new County Health Status Profiles which indicate the current estimated rate of low birthweight children in the county (6.8%) matches the statewide rate (6.8%). Note that both rates meet the National Healthy People 2020 objective of 7.8 per 100 live births.

## PRENATAL CARE

The percentage of Contra Costa pregnant women who receive prenatal care in their first trimester has generally exceeded the state. The latest published estimates from the CDPH indicate 86.4% of pregnant women in the county and 83.3% in the state received prenatal care in their first trimester. Both rates exceed the National Healthy People 2020 objective of 77.9%.

**Table 59 – Percentage of Women Receiving Prenatal Care in the First Trimester, 2000–2015**

	2010-2012	2013-2015
<b>Contra Costa County</b>	84.4	86.4
<b>California</b>	83.6	83.3

Source: <https://www.cdph.ca.gov/Programs/CHSI/Pages/County-Health-Status-Profiles.aspx>

Because the CDPH recognizes that utilization of prenatal care in the first trimester of pregnancy does not take into account whether prenatal care continued throughout pregnancy, it also publishes the percentage of pregnant women who receive “adequate or adequate plus” prenatal care, which characterizes prenatal care in terms of the trimester in which care is first accessed and the number of prenatal care visits during pregnancy. The latest estimates in Contra Costa County indicate 77.9% of pregnant women received adequate or adequate plus prenatal care compared to 78.3% California. Although the county rate is slightly less than the state as a whole, both rates surpass the National Healthy People 2020 objective of 77.6%.

## BIRTHS TO TEENS

With few exceptions. The annual teen birth rate in the county has been consistently lower than that in the state. Rates in both the county and state have shown marked declines since 2014, with the age-specific rate of teen births per 1,000 dropping from 22.8 to 11.6 in the county, while the state rate dropped from 36.0 to 21.0. Teenage mothers have historically been more likely than other mothers to have preterm babies, more likely to have low birthweight infants, and less likely to get prenatal care in their first trimester.

**Table 60 – Age-Specific Rate of Births to Teens, 2002–2017**

	2002	2004	2006	2008	2010	2012	2014	2016	2017
<b>Contra Costa County</b>	26.5	39.0	28.9	26.6	20.7	14.9	22.8	17.2	11.6
<b>California</b>	40.9	24.7	40.2	38.3	31.6	26.2	36.0	32.0	21.0

Source: CA Department of Public Health <https://www.cdph.ca.gov/Programs/CHSI/CDPH%20Document%20Library/CHSP-CONTRACOSTA.pdf>. Rate per 1,000 mothers age 15-19.

## Child Care

### NEED FOR CHILD CARE

Since 1997 the California Child Care Resource and Referral Network has published the California Child Care Portfolio in an effort to standardize and distribute reliable data about the status of childcare in California. The Network reports on the potential demand and availability of licensed child care in each county. Potential demand for child care is assessed by looking at trends in population growth, including changes in the age distribution of children, the number of children with parents in the workforce, and the number of children living in poverty.

The 2017 California Child Care Portfolio estimates that between 2014 and 2016, the number of children age 0-4 in Contra Costa County remained relatively constant (up 247), reversing the 2% decline reported in 2012-2014. In 2016 the county had an estimated 62,450 children age 0-4 compared to 62,203 in 2014 and 63,491 in 2012. The county also saw a 4% increase in the number of children age 0-12 in families where all parents work and a 23% decline in the number of 0-5 year olds living in poverty since 2012.

Demand for child care for 0-1 year olds, which had declined slightly between 2010 and 2014, rose in 2017 with 48% of all parent requests for licensed child care involving children less than 2 years of age. Of these, 75% requested full

time care. Requests for child care for preschool age children represent another 36% of all requests, down significantly from 42% in 2014. Between 78% and 86% of all requests for day care for children age 2-4 were for full time care. Additionally, the 2017 California Child Care Portfolio estimates a licensed childcare slot is available for only 28% of children age 0-12 with working parents, indicating a continuing slide from 32% in 2012. About 51% of families seeking child care in the county do so because parents are working, in school or undergoing job training.

**Table 61 – Change in Child Population in Contra Costa County, 2012–2016**

	2012	2014	2016	% Change 2014-2016
Total residents	1,069,803	1,095,476	1,129,894	3.1
Number of children 0-12	179,899	173,434	177,016	2.1
Under 2	24,885	24,743	25,024	1.1
2 years	12,365	12,310	12,345	0.3
3 years	12,772	12,535	12,630	0.8
4 years	13,469	12,615	12,451	-1.3
5 years	14,197	13,020	13,070	0.4
6 - 10 years	72,193	72,576	71,504	-1.5
11 - 12 years	30,018	25,635	29,992	17.0
Children 0-12 with Working Parents	118,320	112,732	117,091	3.9
Children 0-5 Living in Poverty	12,520	9,845	7,592	-22.9

Source: 2017 CA Child Care Portfolio, CA Child Care Resource & Referral Network; [https://www.rnnetwork.org/2017\\_portfolio](https://www.rnnetwork.org/2017_portfolio)

Barriers to childcare access also remains a problem for families with harder-to-place children. Child care providers vary in their capacity to accept subsidized and special needs children. Cities with concentrations of low income households and a higher ratio of children to total population also have a disproportionately larger proportion of special needs and other hard-to-place children, such as those in protective services. The majority of these children tend to be in lower income communities of Contra Costa County, such as Antioch, Concord, Pittsburg, Richmond, and San Pablo.

## ACCESS TO CHILD CARE

The California Community Care Licensing Division reports that in February 2018, Contra Costa County has 18,602 preschool age day care center slots and 1,905 infant center slots in licensed or license-pending childcare centers. This represents a nearly 1% increase in day care center slots and a 1% increase in infant care slots since 2017. However, including a total of 373 licensed child care homes with 5,284 slots, the overall number of slots in the county is down 18% since 2014, while the number of sites has declined 19%.

Since February 2017, the location of day care slots in licensed centers has seen notable shifts out of Hercules (-112), Brentwood (-88), San Pablo (-58) and Richmond (-33) and into Moraga (+94), San Ramon (+93), Walnut Creek (+77), Concord (+34), Rodeo (+34), Pleasant Hill (+32) and Byron (+30). In this same year, the location of infant care slots has seen notable shifts out of Bay Point (-30), Brentwood (-28) and Rodeo (-15) and into Pleasant Hill (+60), Richmond (+18) and Walnut Creek (+10).

**Table 62 – Number of Child Care Slots in Licensed Facilities by City, February 2018**

City	School Age Centers	School Age Centers Slots	Day Care Centers	Day Care Center Slots	Infant Centers	Infant Center Slots
ALAMO	2	168	6	308	0	0
ANTIOCH	5	201	17	1,102	5	118
BAY POINT	1	35	6	310	2	52
BRENTWOOD	15	675	21	1,167	4	115
BYRON	0	0	1	30	0	0
CLAYTON	3	233	4	205	1	28
CONCORD	14	1,218	45	2,402	9	289
CROCKETT	0	0	1	22	0	0
DANVILLE	12	1,212	21	1,300	2	29
DISCOVERY BAY	0	0	2	136	0	0
EL CERRITO	3	114	9	308	1	17
EL SOBRANTE	2	100	5	266	1	29

City	School Age Centers	School Age Centers Slots	Day Care Centers	Day Care Center Slots	Infant Centers	Infant Center Slots
HERCULES	0	0	2	155	0	0
KENSINGTON	1	150	6	291	0	0
LAFAYETTE	6	416	14	923	4	96
MARTINEZ	7	641	12	649	6	135
MORAGA	0	0	8	666	2	16
OAKLEY	1	14	7	288	1	16
ORINDA	0	0	6	363	0	0
PINOLE	3	137	3	135	0	0
PITTSBURG	3	112	20	845	3	60
PLEASANT HILL	6	628	15	826	5	155
RICHMOND	5	201	32	1,756	9	251
RODEO	1	60	4	185	3	55
SAN PABLO	3	181	11	395	3	80
SAN RAMON	19	1,975	21	1,431	7	193
WALNUT CREEK	11	1,483	32	2,138	6	171
<b>Total</b>	<b>123</b>	<b>9,954</b>	<b>331</b>	<b>18,602</b>	<b>74</b>	<b>1,905</b>

Source: <https://secure.dss.ca.gov/CareFacilitySearch/DownloadData>

**Table 63 – Number of Child Care Slots in Licensed Family Homes by City, February 2018**

Location	Number of Homes	Capacity
ALAMO	2	26
ANTIOCH	45	626
BAYPOINT	3	42
BRENTWOOD	22	308
CLAYTON	3	42
CONCORD	41	568
DANVILLE	4	56
DISCOVERY BAY	3	42
EL CERRITO	24	330
EL SOBRANTE	7	98
HERCULES	16	222
LAFAYETTE	4	56
MARTINEZ	7	98
OAKLEY	21	288
ORINDA	3	40
PACHECO	3	42
PINOLE	7	96
PITTSBURG	16	224
PLEASANT HILL	22	282
RICHMOND	55	762
RODEO	2	28
SAN PABLO	0	138
SAN RAMON	39	544
WALNUT CREEK	24	326
<b>Total</b>	<b>373</b>	<b>5284</b>

Source: <https://secure.dss.ca.gov/CareFacilitySearch/DownloadData>

## AFFORDABILITY OF CHILD CARE

The gap between childcare need and the ability to pay for quality care also continues to plague low income, high-need families and communities. The rising cost of childcare, already high in the region, represents a critical barrier to access even for middle class families earning the county’s 2014 annual family median of \$98,983. In 2017, full-time care for infants costs an average of \$11,394 in family childcare homes and \$17,690 in childcare centers



annually, representing a 34% (\$2,888) and 30% (\$4,088) increase from 2013 figures, respectively. Costs for full time preschool care have also risen up to 37% since 2013.

**Table 64 – Child Care Costs by Age and Licensed Facility Type**

	2013		2017	
	CHILD CARE CENTERS	FAMILY CHILD CARE	CHILD CARE	FAMILY CHILD CARE
Full-time Infant Care	\$13,602	\$8,506	\$17,690	\$11,394
Full-time Preschool Care	\$9,705	\$7,920	\$12,589	\$10,880

Source: 2017 CA Child Care Portfolio, CA Child Care Resource & Referral Network; [https://www.rnnetwork.org/2017\\_portfolio](https://www.rnnetwork.org/2017_portfolio)

## Foster Care

As of July 2017, the county’s point-in-time rate of children in foster care is 3.8 per 1,000 children, while the state’s rate is 5.8 per 1,000 children. Despite a general trend of declining foster care first entry rates since 2004, point-in-time rates of children in foster care are up from 2015. However, the number of first entries in the county has fallen from 413 entries in 2015 to 403 in 2017. In Contra Costa County, 0-5 year olds represent a slightly higher proportion of all children with first entries into foster care in 2017 (58% or 232 children), compared to 2015 (54% or 222 children).

**Table 65 – Change in Child Population and Children in Foster Care - Contra Costa County, 2006-2017**

	2006	2017	% Change
CCC Child Population	256,959	251,140	-2.3%
Entries into Foster Care	655	403	-38.5%
PIT Children in Foster Care	1601	952	-40.5%

Source: CA Child Welfare Indicators Project (CCWIP), UC Berkeley July 2017; [http://cssr.berkeley.edu/ucb\\_childwelfare](http://cssr.berkeley.edu/ucb_childwelfare), from CWS/CMS 2017 Q4 Extract.

**Table 66 – Rate of First Entry into Foster Care - Contra Costa County, 2004-2017**

	2004	2006	2008	2010	2012	2014	2015	2017
Number of Children	702	596	485	350	444	448	414	403
In-Care Rate per 1,000	2.5	2.3	1.9	1.3	1.7	1.8	1.6	3.8

Source: CA Child Welfare Indicators Project (CCWIP), UC Berkeley September 2016; [http://cssr.berkeley.edu/ucb\\_childwelfare](http://cssr.berkeley.edu/ucb_childwelfare); Rate per 1,000 children 0-17.

**Table 67 – First Entries into Foster Care by Age, 2011-2017**

Age Group	2011		2012		2013		2015		2017	
	Count	Rate/1000	Count	Rate/1000	Count	Rate/1000	Count	Rate/1000	Count	Rate/1000
< 1	95	7.7	107		92	6.9	115	9.2	115	8.7
1-2	68	2.7	67		47	2.7	56	2.3	58	2.3
3-5	91	2.2	67		63	1.4	51	1.3	63	1.7
6-10	75	1.0	87		105	1.4	95	1.3	71	1
11-15	85	1.1	96		95	1.1	73	1	81	1.1
16-17	36	1.2	20		12	0.9	23	0.8	19	0.6
<b>Total</b>	450	1.7	444		414	1.6	413	1.6	403	1.6

Source: California Child Welfare Indicators Project (CCWIP), UC Berkeley December 2017; [http://cssr.berkeley.edu/ucb\\_childwelfare/EntryRates.aspx](http://cssr.berkeley.edu/ucb_childwelfare/EntryRates.aspx).

Although in 2017 the rate of first entry into foster care in the county continues to be highest among African American children (5.9 per 1,000), this rate has fallen significantly from 6.4 per 1,000 in 2015. In contrast, the rate of first entry among Asian/Pacific Islander children has risen slightly to 0.7 per 1,000, but remains the lowest among the county’s four largest racial groups. Rates among White children (1.3) and Latino children (1.4) have been relatively stable.

**Table 68 – Rate of First Entry into Foster Care by Ethnicity, Contra Costa County 2005–2017**

Race/Ethnicity	2005	2007	2009	2011	2013	2015	2017
African American/Black	6.4	7.0	5.2	6.3	6.1	6.4	5.9
Asian/Pacific Islander	0.6	1.9	0.7	0.8	0.6	0.5	0.7

Latino	2.2	1.9	1.3	1.5	1.2	1.5	1.4
White	1.9	1.8	1.2	1.5	1.6	1.3	1.3

Source: [http://cssr.berkeley.edu/ucb\\_childwelfare/EntryRates.aspx](http://cssr.berkeley.edu/ucb_childwelfare/EntryRates.aspx). Rate per 1,000 children age 0-17. Rates are calculated over combined years to increase the sample size and thus improved the stability of the estimate.

## Foster Students

The CDE provides a count of foster students enrolled by school district as it matches enrollment data maintained in the California Longitudinal Pupil Achievement Data System (CALPADS) with foster child data maintained in the Case Management System of the Child Welfare System. Based on the latest data available, Contra Costa schools enrolled 1,443 foster students in 2015-16, an increase of 70 or 5.1% from the prior year. However, the number (103) and proportion (7.1%) of foster students who are kindergarteners was unchanged. Antioch Unified (31), West Contra Costa Unified (27), and Mt. Diablo Unified (19) all continue as the districts with the largest share of foster kindergarteners.

**Table 69 – Contra Costa County Foster Students, 2015-16**

District	K	1-6	7-12	Total
Acalanes Union High	0	0	1	1
Antioch Unified	31	185	222	438
Brentwood Union Elementary	8	39	24	71
Byron Union Elementary	5	11	6	22
Contra Costa County Office of Education	1	6	188	195
John Swett Unified	2	26	11	39
Knightsen Elementary	0	0	0	0
Lafayette Elementary	0	1	0	1
Liberty Union High	0	0	68	68
Martinez Unified	3	15	12	30
Moraga Elementary	0	2	0	2
Mt. Diablo Unified	19	110	131	260
Oakley Union Elementary	9	31	12	52
Orinda Union Elementary	1	1	0	2
Pittsburg Unified	9	58	61	128
San Ramon Valley Unified	1	15	29	45
SBE - Synergy	0	3	8	11
Walnut Creek Elementary	1	6	1	8
West Contra Costa Unified	27	140	151	318
<b>County Total (unduplicated)</b>	<b>103</b>	<b>568</b>	<b>772</b>	<b>1443</b>

Source: <http://dq.cde.ca.gov/dataquest/>

# EDUCATION AND TRAINING

## Enrollment

Public school enrollment in Contra Costa County has grown steadily and gradually from 168,228 students in 2010-11 to 177,370 in 2016-17. In this same period, the racial and ethnic composition of the student body has changed dramatically with higher growth among multi-racial, Asian, and Latino students, and declines in enrollment of White students. These trends continue in 2016-17 with the notable exception that the 3.0% to 5.0% increases in Latino enrollment seen in prior years has slowed to 1.7% in just the past year.

**Table 70 – Contra Costa County Public School Enrollment, 2010–2017**

2010-11	2011-12	2012-13	2013-14	2014-15	2015-16	2016-17
168,228	169,377	171,418	173,020	174,802	176,437	177,370

Source: <http://dq.cde.ca.gov/dataquest/>

Although the one-year growth in enrollment in the county overall was a slight 0.5%, several districts experienced more significant shifts. The Contra Costa Office of Education grew 16.2%, adding 680 students. Knightsen Elementary also grew 9.6%, adding 51 students. In contrast, enrollment in Antioch Unified schools declined 3.1%, losing 548 students.

**Table 71 – Enrollment in Contra Costa County by School District, 2016 – 2017**

District	2015-16	2016-17	1-Year Change in Enrollment	1-Year % Change
<b>Countywide</b>	<b>176,413</b>	<b>177,370</b>	957	0.5
Acalanes Union High	5,546	5,530	-16	-0.3
Antioch Unified	17,874	17,326	-548	-3.1
Brentwood Union Elementary	8,738	8,917	179	2.0
Byron Union Elementary	2,198	2,234	36	1.6
Canyon Elementary	70	72	2	2.9
Contra Costa Office of Ed	4,192	4,872	680	16.2
John Swett Unified	1,754	1,714	-40	-2.3
Knightsen Elementary	534	585	51	9.6
Lafayette Elementary	3,576	3,615	39	1.1
Liberty Union High	8,185	8,199	14	0.2
Martinez Unified	4,199	4,143	-56	-1.3
Moraga Elementary	1,886	1,898	12	0.6
Mt. Diablo Unified	32,005	31,814	-191	-0.6
Oakley Union Elementary	5,008	5,015	7	0.1
Orinda Union Elementary	2,537	2,542	5	0.2
Pittsburg Unified	11,076	11,489	413	3.7
San Ramon Valley Unified	32,255	32,425	170	0.5
SBE – Synergy, Rocketship Futuro Academy	194	124	-70	-36.1
Walnut Creek Elementary	3,613	3,589	-24	-0.7
West Contra Costa Unified	30,973	31,267	294	0.9

Source: <http://dq.cde.ca.gov/dataquest/>

ACS estimates indicate that from 2007 to 2016, both the state and county have seen relative stability in the proportion of school enrollees who attend preschool and kindergarten. Contra Costa County continues to maintain slightly higher proportions of children in preschool (6.5%), kindergarten (5.1%), elementary school (40.6%) and high school (21.7%) as compared to the state (5.6%, 4.9%, 38.2% and 20.8%, respectively). However, the state overall maintains a higher proportion of students in undergraduate college programs or graduate school (30.5%) than the county (26.0%) in 2016. Additionally, since 2007, the state has experienced faster growth in the proportion of students in college (up 3.1 percentage points) than the county (up 1.2 points).

**Table 72 – School Enrollment 2007 – 2016**

	CONTRA COSTA 2007		CALIFORNIA	CONTRA COSTA 2016		CALIFORNIA
	COUNT	PERCENT	PERCENT	COUNT	PERCENT	PERCENT
Nursery school, preschool	17,851	6.5	5.6	19,115	6.5	5.6
Kindergarten	13,878	5.0	4.8	14,992	5.1	4.9
Elementary school(grades 1-8)	111,837	40.6	39.7	119,058	40.6	38.2
High school(grades 9-12)	63,847	23.2	22.3	63,804	21.7	20.8
College or graduate school	68,333	24.8	27.4	76,460	26.0	30.5
<b>Total Enrollment</b>	<b>275,746</b>		<b>10,341,546</b>	<b>293,429</b>		10,551,711

Source: US Census Bureau, 2012-2016 5-Year ACS; <http://factfinder.census.gov/faces/nav/jsf/pages/searchresults.xhtml?refresh=t>

Of Contra Costa County residents age 3 and older enrolled in school, 19,115 (6.5%) attend nursery or preschool in 2016, up slightly from 18,714 (6.4%) in 2015. Among those in nursery or preschool, 43.8% attend public preschools and 56.2% attend private preschools. An estimated 57.4% of all Contra Costa County 3-4 year olds (15,979) attend school in 2016, which continues to surpass the state rate (48.6%), but is down from the 2015 countywide rate of 58.1% (15,858). This represents a slightly 121 increase of the number of 3-4 year olds in school over 2015 estimates. Areas with a much lower than average proportion of 3-4 year olds in school include Brentwood (48.5%), Pittsburg

(44.1), Oakley (43.7%), Hercules (43.1%), Antioch (42.9%), San Pablo (41.2%), Vine Hill (36.5%), Bethel Island (32.4%), Pacheco (23.7%) and East Richmond Heights (22.1%).

**Table 73 – School Enrollment by Census Place, 2016**

Geography	Pop. 3 & over in school	In Nursery/ preschool	% Nursery/ preschool	% in public preschool	% private preschool	Age 3-4 in school	% of 3-4 in school
California	10,551,711	593,758	5.6	57.8	42.2	505,490	48.6
Contra Costa	293,429	19,115	6.5	45.0	55.0	15,979	57.4
Alamo	4,611	368	8.0	3.3	96.7	253	75.5
Antioch	31,468	1,572	5.0	63.5	36.5	1,211	42.9
Bayview	404	0	0.0	-	-	0	0.0
Bethel Island	328	11	3.4	100.0	0.0	11	32.4
Blackhawk	2,560	152	5.9	4.6	95.4	112	62.9
Brentwood	17,373	927	5.3	33.8	66.2	760	48.5
Clayton	3,327	280	8.4	33.2	66.8	227	77.5
Concord	30,051	2,288	7.6	56.3	43.8	2,056	56.6
Contra Costa Centre	761	86	11.3	50.0	50.0	68	72.3
Crockett	542	59	10.9	52.5	47.5	59	90.8
Danville	12,491	1,058	8.5	34.1	65.9	856	73.4
Discovery Bay	4,239	286	6.7	37.8	62.2	196	53.1
E. Richmond Hts	477	23	4.8	34.8	65.2	23	22.1
El Cerrito	5,515	504	9.1	13.7	86.3	437	74.8
El Sobrante	3,223	117	3.6	62.4	37.6	152	56.9
Hercules	6,746	264	3.9	33.3	66.7	223	43.1
Kensington	1,242	69	5.6	8.7	91.3	30	61.2
Lafayette	7,504	610	8.1	36.2	63.8	510	85.7
Martinez	8,294	536	6.5	39.4	60.6	418	66.5
Moraga	6,224	285	4.6	21.4	78.6	219	86.9
Oakley	11,739	595	5.1	66.7	33.3	555	43.7
Orinda	5,092	442	8.7	15.4	84.6	324	87.6
Pacheco	743	0	0.0	-	-	14	23.7
Pinole	4,691	233	5.0	86.7	13.3	161	52.8
Pittsburg	18,174	968	5.3	70.4	29.6	835	44.1
Pleasant Hill	8,748	872	10.0	37.2	62.8	774	74.6
Richmond	27,018	1,657	6.1	70.5	29.5	1,470	51.9
Rodeo	2,801	200	7.1	59.0	41.0	181	56.2
San Pablo	8,216	387	4.7	78.3	21.7	341	41.2
San Ramon	23,141	1,976	8.5	22.9	77.1	1,662	76.0
Tara Hills	1,395	86	6.2	26.7	73.3	79	69.9
Vine Hill	1,044	61	5.8	9.8	90.2	61	36.5
Walnut Creek	13,243	880	6.6	30.7	69.3	773	76.2

Source: US Census Bureau, 2012-2016 5-Year ACS; <http://factfinder.census.gov/faces/nav/jsf/pages/searchresults.xhtml?refresh=t>

In 2015, Contra Costa County has an estimated 262,910 U.S.-born residents in school and 7% (18,404) in preschool. Another 30,801 county students are foreign-born, and 1% (431) attend preschool. The rate of foreign-born in preschool is especially high in San Ramon (5% or 139) and 94583 (16% or 140). Perhaps surprisingly, among foreign-born non-citizens the percentage of students who are preschoolers (2%) is more than twice the percentage among naturalized citizens. Note that estimates from small samples are subject to greater sampling error and should be used with caution.

Of Contra Costa residents age 3 and older enrolled in school, 26% attend undergraduate or post-graduate college programs in 2015, with slightly higher rates among women (28%) compared to men (24%). College enrollment rates in California overall (30%) are slightly higher with 28% of men and 33% of women in college. County enrollment rates are considerably higher than average in Bethel Island (52%), East Richmond Heights (38%), El Cerrito (36%), Hercules (37%), Kensington (36%), Moraga (48%), Pleasant Hill (41%), and Rodeo (37%).

The educational attainment of Contra Costa County residents age 25 and over has continued to improve since 2005, and the percentage with at least a high school diploma or GED in 2015 (89%) exceeds that in 2005 (88%). The percentage of Contra Costa County residents with at least a high school diploma or GED in 2015 also exceeds the statewide percentage (82%). The proportion of county residents who have at least a bachelor's degree (40%) has also continued to climb relative to the state's proportion (31%). Areas within the county with higher than average rates of residents who have not completed high school (11%) include Antioch (13%), Concord (13%), Pittsburg (21%), Richmond (23%) and San Pablo (36%).

Residents' highest level of educational attainment varies by nativity and citizenship status, with 5% of U.S. born residents not completing high school, compared to 14% of naturalized and 37% of non-citizens. The percentage of non-citizens without a GED or high school diploma is highest in Brentwood (43%), Concord (43%), Pittsburg (48%), Richmond (48%), and San Pablo (61%). Brentwood, however, has a relatively small population of foreign-born, non-naturalized citizens. Estimates on the higher end of the educational spectrum are more encouraging with 41% of U.S. born residents achieving a BA degree or higher, compared to 44% of naturalized citizens and 27% of non-citizens.

In response to legislation signed by Governor Brown in 2017 to help California public schools implement policies that protect the rights of undocumented students, Attorney General Xavier Becerra developed guidelines<sup>8</sup> that clarify the laws and limitations of immigration enforcement and the obligation of schools to enroll all eligible children regardless of citizenship or immigration status. State and federal laws also prohibit the disclosure of personally identifiable student information to law enforcement without parental consent, court order or subpoena, or unless faced with a health emergency. Despite these and other actions taken as part of the state's Safe Havens Initiative, educators and local service providers have raised concern about the negative impacts of anti-immigration policies and recent ICE actions on immigrant families and their communities. In particular, educators, service providers, advocates and faith-based leaders cite concerns about rising absenteeism at schools and work and declining utilization of public services, such as health care, child care, and food assistance programs among immigrant families. At this time, data that would reflect any recent, widespread changes in truancy, absenteeism, or service utilization is not yet available, noting that data with the potential to investigate these concerns would need to be aggregated by ethnicity and/or immigration status and comparable by time period. Meanwhile, educators and local providers may understandably rely on first-hand knowledge, case studies and anecdotal evidence to inform their advocacy and outreach strategies.

## Transitional Kindergarten

**Table 74 – Contra Costa County Transitional Kindergarten Enrollment, 2014-15 and 2015-16**

Race	Enrollment	# of EL Students	% EL	# of SD Students	% SD
<b>CONTRA COSTA COUNTY 2014-15</b>					
African American	203	5	2.5	137	67.5
American Indian/Alaskan	8	1	12.5	3	37.5
Asian	297	141	47.5	58	19.5
Filipino	95	14	14.7	19	20.0
Hispanic/Latino	967	503	52.0	621	64.2
Pac Islander	17	2	11.8	12	70.6
Two or More	168	9	5.4	50	29.8
Unknown Race	64	16	25.0	17	26.6
White	690	41	5.9	91	13.2
<b>Total in 2014-15</b>	<b>2,509</b>	<b>732</b>	<b>29.2</b>	<b>1,008</b>	<b>40.2</b>
<b>CONTRA COSTA COUNTY 2015-16</b>					
African American	222	6	2.7	159	71.6
American Indian/Alaskan	10	3	30.0	5	50.0
Asian	300	122	40.7	52	17.3
Filipino	96	15	15.6	22	22.9
Hispanic/Latino	926	523	56.5	599	64.7
Pac Islander	9	0	0.0	4	44.4

<sup>8</sup> <https://www.cde.ca.gov/nr/ne/yr18/yr18rel26.asp>. Promoting a Safe and Secure Learning Environment for All: Guidance and Model Policies to Assist California K–12 Schools in Responding to Immigration Issues Guide, 2017.

Two or More	177	13	7.3	39	22.0
Unknown Race	44	13	29.5	12	27.3
White	758	58	7.7	92	12.1
<b>Total in 2015-16</b>	<b>2,531</b>	<b>749</b>	<b>29.6</b>	<b>980</b>	<b>38.7</b>

Source: <http://dq.cde.ca.gov/dataquest/>. Cumulative enrollment, English Learners (EL) and Socioeconomically Disadvantaged (SD).

The most recent transitional kindergarten (TK) program enrollment data available from the CDE covers the 2015-16 school year, and in this year, TK cumulative enrollment in Contra Costa County schools rose slightly from 2,509 to 2,531. Of these, 749 (30%) were English Learners (EL) and 980 (39%) were Socioeconomically Disadvantaged (SD). The proportion of TK students who are EL is much higher than average among Asian students (41%) and Hispanic students (57%). The proportion of TK students who are SD is considerably higher than the countywide average among Pacific Islander (44%), American Indian/Alaskan (50%), Latino (65%), and African American (72%).

Districts in Contra Costa County with the highest TK participation in 2015-16 include the same 5 districts as in the prior year, led by Mt. Diablo Unified (506) and followed by West Contra Costa Unified (476), San Ramon Valley Unified (454), Antioch Unified (221), and Brentwood Union Elementary (162), although Brentwood's enrollment dropped considerably from 234 in the prior year. Districts with the largest 1-year change TK participation include John Swett Unified (down 10 students or 30%), Brentwood Union Elementary (down 72 or 31%), Moraga Elementary (up 38), and Orinda Union Elementary (up 27 students or 82%). Pittsburg and West Contra Costa Unified have the highest proportion of EL and SD students in the county, and both exceed the countywide average by far.

**Table 75 – Contra Costa Transitional Kindergarten Enrollment by District, 2015-16**

District	2014-15	2015-16	# of EL Students	% EL	# of SD Students	% SD
Antioch Unified	237	221	68	30.8	143	64.7
Brentwood Union Elementary	234	162	24	14.8	44	27.2
Byron Union Elementary	36	41	1	2.4	14	34.1
John Swett Unified	33	23	7	30.4	16	69.6
Knightsen Elementary	8	9	3	33.3	3	33.3
Lafayette Elementary	47	41	2	4.9	1	2.4
Martinez Unified	83	101	9	8.9	5	5.0
Moraga Elementary	0	38	5	13.2	0	0.0
Mt. Diablo Unified	533	506	189	37.4	176	34.8
Oakley Union Elementary	139	141	19	13.5	67	47.5
Orinda Union Elementary	33	60	1	1.7	0	0.0
Pittsburg Unified	152	195	98	50.3	142	72.8
West Contra Costa Unified	467	476	240	50.4	356	74.8
San Ramon Valley Unified	461	454	67	14.8	15	3.3
Walnut Creek Elementary	63	79	20	25.3	8	10.1

Source: <http://dq.cde.ca.gov/dataquest/>. Cumulative enrollment, English Learners (EL) and Socioeconomically Disadvantaged (SD).

## Special Education

According to the California Department of Education, 20,880 students of all ages required special education services in Contra Costa County in 2016-17, and now represents nearly 12% of total enrollment. Since 2011, special education enrollment in Contra Costa County has increased by 3,603 students or nearly 21%.

**Table 76 – Public School Special Education Enrollment in Contra Costa, 2011-2017**

	2011	2013	2015	2017
Number of Students	17,277	17,498	20,043	20,880
Percent of Enrollment	10.3	10.2	11.5	11.8

Source: CA Department of Education, <http://dq.cde.ca.gov/dataquest/SpecEd/>

In 2016-17, a minimum of 2,205 children less than 6 years of age have a disability requiring special education services in the county, which is a moderate 3% increase from 2,129 in the prior year. The distribution of students by disability type remains similar to prior years, with the largest majority of 0-5 year olds diagnosed with a speech or language impairment (1,436) or with autism (519), but the proportion of children with autism continues to climb. The minimum number of students with intellectual disabilities and speech or language impairments fell slightly from the prior year, while the minimum number who are hard of hearing, autistic or have some other health impairment rose. Note, however, that CDE public data release rules prohibit the calculation of exact differences.

**Table 77 – Special Education Enrollment by Disability Type – All Ages, 2011-2017**

Disability	2011	2013	2015	2017
Autism	1,358	1,625	2,214	2,601
Deaf	126	106	116	19
Deaf-Blindness	--	--	--	5
Emotional Disturbance	879	850	759	669
Hard of Hearing	220	239	325	288
Intellectual Disability	977	967	1,025	960
Learning Disability	7,841	8,120	8,387	8,728
Multiple Disability	85	99	130	34
Orthopedic Impairment	377	345	392	335
Other Health Impairment	1,002	1,258	1,693	2,108
Speech or Language Impairment	4,235	3,722	4,799	4,693
Traumatic Brain Injury	34	31	39	10
Visual Impairment	138	129	146	76
<b>Total</b>	<b>17,272</b>	<b>17,491</b>	<b>20,025</b>	<b>20,880</b>

Source: CA Department of Education, <http://dq.cde.ca.gov/dataquest/SpecEd/>

**Table 78 – Countywide Special Education Enrollment by Age and Disability, 2016-17**

Disability Type	Age 0	Age 1	Age 2	Age 3	Age 4	Age 5	Minimum
Intellectual Disability	0	0	0	1	1	17	19
Hard of Hearing	19	14	21	13	15	16	98
Deaf	0	1	1	1	1	1	5
Speech/Language Impairment	0	1	69	338	491	537	1,436
Visual Impairment	0	0	1	1	1	1	4
Orthopedic Impairment	1	1	1	1	12	14	30
Other Health Impairment	0	1	1	29	18	36	85
Specific Learning Disability	0	0	0	0	0	1	1
Deaf- Blindness	0	0	0	1	0	0	1
Multiple Disability	0	1	1	1	1	1	5
Autism	0	0	1	153	157	208	519
Traumatic Brain Injury	0	0	0	0	0	0	0
Emotional Disturbance	0	0	0	1	0	1	2
<b>Minimum Total</b>	<b>20</b>	<b>19</b>	<b>96</b>	<b>540</b>	<b>697</b>	<b>833</b>	<b>2,205</b>

Source: CA Department of Education, as of December 2015; <http://dq.cde.ca.gov/dataquest/SpecEd/>. Note that CDE's confidentiality policy prohibits reporting when counts drop below 11 students; therefore, all estimates of 1 reported here represent minimum counts only.

The US Census American Community Survey also provides an estimate of residents with major disabilities by age. In 2016, 11% (121,691) of all Contra Costa residents have a major disability, a slight increase from 10.9% in 2015 that nonetheless represents 3,088 more residents and a 2.6% increase. Importantly, an estimated 0.8% of children less than 5 have a major disability, which at 553 children represents a 1-year 6.8% increase of the number of 0-4 year olds with a major disability. Another 9,780 (5.0%) of children age 5-17 have a major disability, which is a 2.4% increase over 2015 estimates.

Children less than 5 with disabilities are most likely to be residents of Antioch (93 or 1.4%), San Ramon (67 or 1.5%), Alamo (54 or 7.6%), Richmond (54 or 0.8%), and Pittsburg (61 or 1.2%), but East Richmond Heights (4.4%),

Pinole (3.6%), and Rodeo 2.1%) all have rates that exceed by far the countywide percentage of 0-4 year olds with a disability (0.8%). In 2016 as in 2015, the county's rate (0.8%) also exceeds the state's rate (0.7%)

The Behavioral Health Division of the Contra Costa Health Services (CCHS) provides critical mental health services to residents through a single, comprehensive system of care that promotes physical, social and emotional well-being. The Mental Health Department partners with consumers, families, and community-based agencies to coordinate and collaboratively provide a continuum of behavioral health services to special needs children, including outreach and assessment; early intervention and prevention; individual, group and family therapy; crisis intervention; medication; case management; intensive day treatment; and hospitalization with acute psychiatric treatment.

In June 2017, the Board of Supervisors approved an agreement with the California Department of Health Care Services (DHCS) Substance Use Disorders branch that expands Medi-Cal coverage to cover new treatments for substance use disorders, including outpatient and intensive outpatient services, residential treatment, withdrawal management, recovery support, case management and medication-assisted treatment. The agreement makes available \$64 million in Medi-Cal funds and a \$2.3 million match from county general funds to participate in the Drug Medi-Cal Organized Delivery System (DMC-ODS), a 3-year pilot program designed to test promising new SUD treatment delivery models. The county's Alcohol & Other Drugs Services Program led an extensive and inclusive 2-year community planning effort to prepare for the DMC-ODS service expansion, that when fully implementation will serve as many as 7,000 new patients.

**Table 79 – Residents with Major Disabilities by Age and Census Place, 2016**

Geography	Total Pop.	With a disability	% with disability	Pop. < 5	< 5 with disability	% < 5 with disability	Pop. 5 -17	5-17 with disability	% 5-17 with disability
California	38151997	4028190	10.6	2499447	16557	0.7	6625537	277497	4.2
Contra Costa	1102457	121691	11.0	65295	553	0.8	194933	9780	5
Alamo	16059	1067	6.6	711	54	7.6	3347	46	1.4
Antioch	108366	15703	14.5	6478	93	1.4	21594	1883	8.7
Bayview	1753	273	15.6	84	0	0	249	5	2
Bethel Island	2199	629	28.6	102	0	0	164	0	0
Blackhawk	9468	552	5.8	420	0	0	1660	6	0.4
Brentwood	56857	5570	9.8	3393	0	0	12424	574	4.6
Clayton	11655	990	8.5	628	0	0	2244	63	2.8
Concord	126076	15621	12.4	8764	12	0.1	19262	1021	5.3
Contra Costa Ctr	6170	517	8.4	303	0	0	258	40	15.5
Crockett	3074	284	9.2	181	0	0	324	45	13.9
Danville	43642	3556	8.1	2510	0	0	9544	235	2.5
Discovery Bay	14765	1016	6.9	685	0	0	3088	115	3.7
E. Richmond Hts	3359	386	11.5	180	8	4.4	314	17	5.4
El Cerrito	24596	2301	9.4	1341	15	1.1	2973	100	3.4
El Sobrante	12951	2002	15.5	522	0	0	1900	153	8.1
Hercules	24972	2121	8.5	1226	0	0	3792	184	4.9
Kensington	5602	557	9.9	222	0	0	776	54	7
Lafayette	25289	1573	6.2	1164	0	0	5359	122	2.3
Martinez	36982	3930	10.6	1891	33	1.7	5112	332	6.5
Moraga	16865	1168	6.9	660	0	0	3045	147	4.8
Oakley	38872	3763	9.7	2593	12	0.5	8144	291	3.6
Orinda	18898	1454	7.7	702	0	0	3679	69	1.9
Pacheco	4059	631	15.5	179	0	0	396	39	9.8
Pinole	19021	2708	14.2	757	27	3.6	2648	100	3.8
Pittsburg	67801	9350	13.8	4950	61	1.2	12434	884	7.1
Pleasant Hill	34038	3701	10.9	2289	0	0	4397	80	1.8
Richmond	107412	13517	12.6	7190	54	0.8	17539	1028	5.9
Rodeo	9798	1185	12.1	709	15	2.1	1466	102	7
San Pablo	29598	3724	12.6	1999	38	1.9	5624	358	6.4
San Ramon	74316	3558	4.8	4601	67	1.5	17457	298	1.7
Tara Hills	4950	902	18.2	173	0	0	851	40	4.7
Vine Hill	4264	776	18.2	317	0	0	648	95	14.7



Walnut Creek	66740	8801	13.2	2828	17	0.6	8213	503	6.1
--------------	-------	------	------	------	----	-----	------	-----	-----

Source: U.S. Census Bureau, 2012-2016 5-Year ACS; <http://factfinder.census.gov/faces/nav/jsf/pages/searchresults.xhtml?refresh=t>

Countywide, an estimated 1,321 (0.5%) children less than 18 have a hearing difficulty and 1,660 (0.6%) have a vision difficulty. Among Contra Costa County children less than 5, about 452 (0.7%) have a hearing difficulty and 235 (0.4%) have a vision difficulty. Disproportionately higher rates of children less than 5 with hearing difficulties are found in the communities of Alamo (7.6%), Pinole (3.6%), Martinez (1.7%), and San Pablo (1.9%), while higher rates of children less than 5 with vision difficulties live in Alamo (7.6%), East Richmond Heights (4.4%), Pinole (3.6%), Rodeo (2.1%), Martinez (1.7%).

**Table 80 – Children with Major Disabilities by Disability Type and Census Place, 2016**

Area	Children < 18 years old					Children < 5 years old				
	Total	Hearing difficulty	% hearing difficulty	Vision difficulty	% vision difficulty	Total	Hearing difficulty	% hearing difficulty	Vision difficulty	% vision difficulty
California	9124984	47189	0.5	60975	0.7	2499447	11249	0.5	9834	0.4
Contra Costa	260228	1321	0.5	1660	0.6	65295	452	0.7	235	0.4
Alamo	4058	54	1.3	54	1.3	711	54	7.6	54	7.6
Antioch	28072	210	0.7	378	1.3	6478	78	1.2	15	0.2
Bay view	333	0	0	0	0	84	0	0	0	0
Bethel Island	266	0	0	0	0	102	0	0	0	0
Blackhawk	2080	0	0	0	0	420	0	0	0	0
Brentwood	15817	90	0.6	58	0.4	3393	0	0	0	0
Clayton	2872	18	0.6	0	0	628	0	0	0	0
Concord	28026	23	0.1	50	0.2	8764	12	0.1	0	0
Con. Costa Ctr	561	0	0	0	0	303	0	0	0	0
Crockett	505	0	0	7	1.4	181	0	0	0	0
Danville	12054	42	0.3	15	0.1	2510	0	0	0	0
Discovery Bay	3773	52	1.4	0	0	685	0	0	0	0
E. Richmond	494	0	0	8	1.6	180	0	0	8	4.4
El Cerrito	4314	24	0.6	8	0.2	1341	15	1.1	0	0
El Sobrante	2422	28	1.2	30	1.2	522	0	0	0	0
Hercules	5018	0	0	14	0.3	1226	0	0	0	0
Kensington	998	8	0.8	0	0	222	0	0	0	0
Lafayette	6523	0	0	10	0.2	1164	0	0	0	0
Martinez	7003	33	0.5	95	1.4	1891	33	1.7	33	1.7
Moraga	3705	8	0.2	37	1	660	0	0	0	0
Oakley	10737	60	0.6	115	1.1	2593	12	0.5	0	0
Orinda	4381	0	0	28	0.6	702	0	0	0	0
Pacheco	575	0	0	16	2.8	179	0	0	0	0
Pinole	3405	27	0.8	35	1	757	27	3.6	27	3.6
Pittsburg	17384	132	0.8	251	1.4	4950	61	1.2	0	0
Pleasant Hill	6686	0	0	29	0.4	2289	0	0	0	0
Richmond	24729	230	0.9	52	0.2	7190	41	0.6	13	0.2
Rodeo	2175	0	0	15	0.7	709	0	0	15	2.1
San Pablo	7623	70	0.9	84	1.1	1999	38	1.9	0	0
San Ramon	22058	42	0.2	53	0.2	4601	33	0.7	34	0.7
Tara Hills	1024	0	0	0	0	173	0	0	0	0
Vine Hill	965	21	2.2	12	1.2	317	0	0	0	0
Walnut Creek	11041	64	0.6	33	0.3	2828	17	0.6	0	0

Source: U.S. Census Bureau, 2012-2016 5-Year ACS; <http://factfinder.census.gov/faces/nav/jsf/pages/searchresults.xhtml?refresh=t>

## Academic Performance

All students, including English Learners (EL) and special education students, participate in academic assessment testing, but in January 2014, California Education Code Section 60640 established the new California Assessment of Student Performance and Progress (CAASPP) System to replace the Standardized Testing and Reporting (STAR)

program. Thus, comparisons to STAR results in prior years may be problematic. CAASPP scores are reported on one of four performance levels: standard exceeded, standard met, standard nearly met, and standard not met. Across all grade levels in 2015, the percentage of students who meet or exceed the performance standard in English Language Arts (ELA) in Contra Costa County (55%) surpasses that of the state (49%). Both results improved since 2014, with the state up 5 percentage points and the county up 3 points.

Across all grade levels in 2015, the percentage of students who meet or exceed the performance standard in Math in the county (45%) also surpasses the state (37%), with results in the county up 2 percentage points since 2014, compared to the state’s 3 point improvement.

Performance on both assessments varies widely by district. Districts with a much lower than average percentage meeting the standard for ELA include Oakley Union Elementary (39%), John Sweet Unified (38%), West Contra Costa Unified (35%), Pittsburg Unified (34%), and Antioch Unified (33%). The same five districts ranked in the same order also have a much lower than average percentage meeting the standard for Math, with Oakley Union Elementary at 27%, John Sweet Unified at 26%, West Contra Costa Unified at 24%, Pittsburg Unified at 22%, and Antioch Unified at 19%.

## English Learners

The proportion of students in Contra Costa County who are English Learner (EL) has historically been lower than that of the state; however, this difference has generally narrowed over the past 15 years. In a reversal of this trend in 2016-17, the increasing rate of EL students in Contra Costa County slowed somewhat and dropped slightly to 17.6%. Still, as the percentage of EL students in California schools dropped from 25.2% in 2004 to 21.4% in 2016, Contra Costa County’s EL student rate grew from 15.2% to 17.6%. Thus, in the 2016-17 school year the percentage of EL students in the county is now just 3.8 percentage points less than that of the state.

The most common languages spoken by English Language Learner (EL) students in the 2016-17 school year remains similar to that in prior years, with 78.4% (24,468) of all EL students speaking Spanish, another 2.4% (746) speaking Tagalog or Filipino, 2.3 (723) speaking some other uncategorized non-English language. Notably, the fourth most common language is now Arabic (2.0% or 616 students), pushing Mandarin to fifth (1.9% or 581 students). Countywide in 2016-17, 12.5% (3,890) of all EL students are kindergarteners, up slightly from 12.1% in the 2014-15 school year.

**Table 81 – Students Who Are English Learners in Contra Costa County, 2004–2017**

	2004-05	2006-07	2008-09	2010-11	2012-13	2014-15	2016-17
Number of EL Students	25,176	27,156	28,483	29,149	29,316	30,947	31,205
Percent of All Students	15.2	16.3	17.0	17.3	17.1	17.7	17.6

Source: <http://www.cde.ca.gov/ds/sd/cb/>.

The number of EL students in Contra Costa County varies considerably by school district with the majority by far in West Contra Costa Unified (10835), Mt. Diablo Unified (7,296), Pittsburg Unified (3548), and Antioch Unified (3429). About 80.0% of all EL students in the county attend school in these four districts.

The ACS further provides estimates of children who live in linguistically isolated households. A linguistically isolated household is one in which no one older than 13 speaks English only or speaks a language other than English at home, but also speaks English "very well." In 2016, Contra Costa has 15,016 children age 5-17 in limited-English households, and of these, 10,832 (72.1%) speak Spanish. Another 2,122 (14.1%) speak Asian or Pacific Islander languages. By comparison, 74.4% of children age 5-17 in limited-English households speak Spanish in California overall, while 14.3% speak Asian or Pacific Islander languages. Concord (2,835), Richmond (2,826), and San Pablo (1,554) have the largest populations of Contra Costa children in linguistically isolated households in 2016.

**Table 82 – Children Age 5-17 in Limited-English Households, 2016**

Geography	Total	Speak only English	Speak Spanish	Speak other Indo-European lang.	Speak Asian / Pac. Island lang.	Speak other languages
California	661,462	42,342	491,841	21,770	94,416	11,093
	%	6.4	74.4	3.3	14.3	1.7
Contra Costa	15,016	1,168	10,832	748	2,122	146

Geography	Total	Speak only English	Speak Spanish	Speak other Indo-European lang.	Speak Asian / Pac. Island lang.	Speak other languages
	%	7.8	72.1	5.0	14.1	1.0
Alamo	15	0	0	15	0	0
	%	0.0	0.0	100.0	0.0	0.0
Antioch	1,038	80	846	50	46	16
	%	7.7	81.5	4.8	4.4	1.5
Blackhawk	24	7	0	17	0	0
	%	29.2	0.0	70.8	0.0	0.0
Brentwood	239	26	213	0	0	0
	%	10.9	89.1	0.0	0.0	0.0
Concord	2,835	187	2,223	125	255	45
	%	6.6	78.4	4.4	9.0	1.6
Contra Costa Centre	31	0	0	0	31	0
	%	0.0	0.0	0.0	100.0	0.0
Crockett	10	0	0	10	0	0
	%	0.0	0.0	100.0	0.0	0.0
Danville	113	49	0	9	55	0
	%	43.4	0.0	8.0	48.7	0.0
Discovery Bay	15	0	0	0	15	0
	%	0.0	0.0	0.0	100.0	0.0
East Richmond Heights	26	0	0	0	26	0
	%	0.0	0.0	0.0	100.0	0.0
El Cerrito	116	12	62	8	27	7
	%	10.3	53.4	6.9	23.3	6.0
El Sobrante	83	31	39	0	13	0
	%	37.3	47.0	0.0	15.7	0.0
Hercules	134	24	5	26	79	0
	%	17.9	3.7	19.4	59.0	0.0
Lafayette	50	0	0	0	50	0
	%	0.0	0.0	0.0	100.0	0.0
Martinez	69	0	10	59	0	0
	%	0.0	14.5	85.5	0.0	0.0
Moraga	85	14	0	9	62	0
	%	16.5	0.0	10.6	72.9	0.0
Oakley	478	8	455	7	8	0
	%	1.7	95.2	1.5	1.7	0.0
Pinole	119	50	42	0	27	0
	%	42.0	35.3	0.0	22.7	0.0
Pittsburg	1,344	19	1,194	15	116	0
	%	1.4	88.8	1.1	8.6	0.0
Pleasant Hill	248	16	22	15	195	0
	%	6.5	8.9	6.0	78.6	0.0
Richmond	2,826	109	2,520	73	90	34
	%	3.9	89.2	2.6	3.2	1.2
Rodeo	76	8	54	0	0	14
	%	10.5	71.1	0.0	0.0	18.4
San Pablo	1,554	43	1,430	16	53	12
	%	2.8	92.0	1.0	3.4	0.8
San Ramon	1,264	350	53	199	644	18
	%	27.7	4.2	15.7	50.9	1.4
Tara Hills	112	48	40	13	11	0
	%	42.9	35.7	11.6	9.8	0.0
Vine Hill	40	0	40	0	0	0
	%	0.0	100.0	0.0	0.0	0.0
Walnut Creek	376	12	42	82	240	0
	%	3.2	11.2	21.8	63.8	0.0

Source: U.S. Census Bureau, 2012-2016 5-Year ACS; <http://factfinder.census.gov/faces/nav/jsf/pages/searchresults.xhtml?refresh=t>

## Truancy Rates

After a modest improvement in truancy rates achieved in 2014-15 (37.8%), Contra Costa County schools experienced a nearly 4% increase in truancy with an overall rate of 38.9% and 71,180 students truant in 2015-16.

The school districts of Lafayette Elementary (up 21.9), Knightsen Elementary (up 13.8), Pittsburg Unified (up 10.3) and Acalanes Union High (up 4.1) had the largest percentage point increases, while John Swett Unified (down 8.5) and Oakley Union Elementary (down 7.5) had the largest percentage point decreases. West Contra Costa Unified continues to have the highest truancy rate at 63.8% (up 3.4 percentage points) which represents 20,861 truant students in 2015-16.

**Table 83 – Number and Percentage of Students Who are Truant in Contra Costa County, 2004–2016**

	2009-10	2010-11	2011-12	2012-13	2013-14	2014-15	2015-16
Number of Students	57,902	54,292	66,184	55,917	69,975	68,546	71,180
Percentage of Students	34.9	32.4	37.6	30.9	38.9	37.8	38.9

Source: <http://www.cde.ca.gov/ds/sd/cb/>

**Table 84 – Percentage of Students Who are Truant by District, 2004 – 2015**

District	2004-05	2006-07	2008-09	2010-11	2012-13	2014-15	2015-16
Acalanes Union High	4.3	7.2	23.0	11.6	22.0	43.4	47.4
Antioch Unified	9.6	46.6	52.6	35.2	33.7	42.3	42.22
Brentwood Union Elementary	17.0	19.7	29.6	25.2	17.8	20.1	21.4
Byron Union Elementary	21.6	32.1	30.9	21.8	25.0	21.3	20.3
Canyon Elementary	0.0	0.0	0.0	0.0	0.0	0.0	0.0
Contra Costa Office Of Ed	11.8	12.6	5.7	41.8	19.4	19.0	16.7
John Swett Unified	52.4	63.4	30.8	56.7	21.3	49.3	40.8
Knightsen Elementary	3.2	2.7	3.0	2.3	14.4	9.9	23.7
Lafayette Elementary	14.2	12.5	16.2	14.9	16.3	7.6	29.5
Liberty Union High	1.9	1.8	0.9	0.4	34.5	39.3	37.7
Martinez Unified	27.3	22.2	19.7	24.7	28.9	44.9	42.6
Moraga Elementary	0.0	0.2	0.9	0.3	1.3	15.7	20.9
Mt. Diablo Unified	4.0	6.6	28.4	25.2	21.3	36.6	35.8
Oakley Union Elementary	34.5	38.7	37.5	26.4	32.5	39.1	31.6
Orinda Union Elementary	0.4	0.2	0.2	0.2	0.4	0.3	1.2
Pittsburg Unified	49.1	59.2	44.9	51.0	45.0	35.0	45.3
San Ramon Valley Unified	25.2	28.0	22.7	21.0	16.4	28.0	27.0
Walnut Creek Elementary	13.2	15.0	12.3	15.9	18.4	17.6	19.9
West Contra Costa Unified	88.8	45.1	47.6	66.9	59.2	60.4	63.8
<b>Contra Costa County</b>	<b>30.0</b>	<b>27.7</b>	<b>32.08</b>	<b>32.4</b>	<b>30.4</b>	<b>37.8</b>	<b>38.9</b>
<b>California</b>	<b>22.6</b>	<b>25.2</b>	<b>24.15</b>	<b>29.8</b>	<b>29.3</b>	<b>31.4</b>	<b>34.1</b>

Source: <http://www.cde.ca.gov/ds/sd/sd/filestd.asp>

## Dropout Rates

In 2014-15, the overall graduation rate (cohort, 4-year adjusted) in Contra Costa County high schools is 89%, up from 86% in 2013-14. The 2014-15 statewide rate of 82% is also up from 81% a year ago. In the 14-year period from 2000 to 2014, Contra Costa County's overall 4-year derived dropout rate (dropouts per 100 high school students) has remained well below state averages and is just 6% in 2014-15 compared to the state's 11%.

Dropout rates vary by district, however, and 2014-15 rates in five districts – West Contra Costa Unified (7%), Antioch Unified (8%), John Swett Unified (8%), Martinez Unified (9%) and Pittsburg Unified (9%) – exceed the overall county (6%), while the rate in Mt. Diablo Unified (11%) exceeds even the state. Notably in the past year, the county's rate has dropped 2.2 percentage points, while dropout rates are down 6.9 points in John Swett Unified, down 7.4 points in West Contra Costa Unified, and down 10.6 points in Pittsburg Unified.

Dropout rates have fluctuated considerably by ethnicity in the past 13 years, but are also highly subject to variability due to the small numbers of students in some racial and ethnic groups and periodic changes in the methodology used. However, comparing 2004-05 to 2014-15 for groups of at least 200 students, dropout rates among all groups have declined to some extent. However, dropout rates in 2014-15 have increased slightly over 2012-13 rates for all groups, with dropouts up 0.8 percentage points among Asian students, up 2.4 points among White students, up 5.2 points among Hispanic students, and up 6.3 points among African American students.

Dropouts among White, Asian and Filipino students have also been the lowest in the county, while rates among African American, Latino, Native American, and Pacific Islander students continue to be the highest. In 2014-15, dropout rates for Asian (2%), Filipino (2%) and White (4%) students are the county’s lowest, while Native American (21%), African American (11%) and Latino (9%) students have the highest. Rates among Native Americans and Pacific Islanders are highly variable due to small enrollment totals.

## School Quality and Achievements

In 2018, California’s Superintendent of Public Instruction selected 287 elementary schools in the state to receive the California Distinguished Schools Program award which recognizes and honors public schools that have made “exceptional gains in implementing academic content and performance standards,” based on indicators such as test scores, suspension rates, and English learner progress. Contra Costa County has 7 of the schools named, including three in Orinda Union Elementary, three in San Ramon Valley Unified and one in West Contra Costa Unified.

**Table 85 –Contra Costa County Distinguished Schools Program Recipients, 2018**

District	School
Orinda Union Elementary	Del Rey Elementary
Orinda Union Elementary	Glorietta Elementary
Orinda Union Elementary	Wagner Ranch Elementary
San Ramon Valley Unified	Bollinger Canyon Elementary
San Ramon Valley Unified	Coyote Creek Elementary
San Ramon Valley Unified	Rancho Romero Elementary
West Contra Costa Unified	Kensington Elementary

## Head Start

### HEAD START / EARLY HEAD START DEMOGRAPHICS

In the 2017-18 school year, the county’s Early Head Start program served a cumulative total of 702 enrollees including the children of 64 pregnant women, while the Head Start program served 1,420 children, including new, continuing and turnover participants. Among Head Start participants, 47% of children are 4 years of age. Another 40% of enrollees in 2017 are 3 year olds. Among Early Head Start participants, nearly 35% of children served are less than 1, including 64 unborn infants. Another 34% of 2017-18 Early Head Start enrollees are 2 year olds.

**Table 86 – Early Head Start and Head Start Enrollees by Age, 2017–18**

	Early Head Start		Head Start	
	Number	Percent	Number	Percent
Pregnant women	64	9.1	0	0.0
Under 1 year	179	25.5	0	0.0
1 year old	190	27.1	0	0.0
2 years old	235	33.5	35	2.5
3 years old	34	4.8	568	40.0
4 years old	0	0.0	665	46.8
5 years and older	0	0.0	152	10.7
<b>Total Enrollment</b>	<b>702</b>	<b>100.0</b>	<b>1,420</b>	<b>100.0</b>

Source: Contra Costa County Head Start PIRs (unduplicated counts, includes delegate agency), 2017-18. Actual cumulative enrollment includes turnover. Totals may not sum to 100 due to rounding.

### HEAD START / EARLY HEAD START RACE AND ETHNICITY

In 2017, 59% Early Head Start enrollees and 64% Head Start enrollees are Hispanic/Latino. White children make up 58% of all Early Head Start and 65% of all Head Start enrollment. African American children make up 27% of all Early Head Start and 21% of all Head Start enrollment. Only nearly 4% of Early Head Start and 5% of Head Start enrollees are Asian, but the percentage of program enrollees who are Asian continues to rise.

**Table 87 – Head Start and Early Head Start Enrollees by Race and Ethnicity, 2010 – 2017**

2010	Early Head Start		Head Start	
	Number	Percent	Number	Percent
Latino/Hispanic	372	68.0	1,362	65.2
Non-Latino/Hispanic	175	32.0	727	34.8
<b>Total Enrollees</b>	<b>547</b>	<b>100.0</b>	<b>2,089</b>	<b>100.0</b>
African American	102	18.6	455	21.8
Caucasian	348	63.6	1,386	66.3
Multi-racial	78	14.3	164	7.9
Asian	13	2.4	69	3.3
Pacific Islander/ Native Hawaiian	3	< 1.0	12	< 1.0
American Indian / Alaska Native	3	< 1.0	3	< 1.0
<b>Total Enrollees</b>	<b>547</b>	<b>100.0</b>	<b>2,089</b>	<b>100.0</b>

2017	Early Head Start		Head Start	
	Number	Percent	Number	Percent
Latino/Hispanic	382	59.0	899	63.7
Non-Latino/Hispanic	265	41.0	512	36.3
<b>Total Identified Enrollees</b>	<b>647</b>	<b>100.0</b>	<b>1,411</b>	<b>100.0</b>
African American	176	27.2	298	21.1
Caucasian / White	373	57.7	923	65.4
Multi-racial	70	10.8	105	7.4
Asian	23	3.6	70	5.0
Pacific Islander/ Native Hawaiian	1	0.2	8	0.6
American Indian / Alaska Native	1	0.2	2	0.1
Other / Unspecified	3	0.5	6	0.4
<b>Total Identified Enrollees</b>	<b>647</b>	<b>100</b>	<b>1,412</b>	<b>100</b>

Source: Contra Costa County Head Start and Early Head Start PIRs, 2010 & 2016. Totals include turnover and pregnant women in Early Head Start.

## FAMILY CHARACTERISTICS OF ENROLLED CHILDREN

In the 2017-18 school year, single-parent families represent 77% of all families with children enrolled in Early Head Start, up from 73% in the prior year. Single-parent families represent 70% of all families with children enrolled in Head Start, up from 67% in the prior year.

**Table 88 – Percentage of Enrolled Families by Family Type, 2010–2017**

2010	Early Head Start		Head Start	
	Number	Percent	Number	Percent
Two-parent families	119	24.2	738	36.4
Single-parent families	373	75.8	1,291	63.6
<b>Total Families</b>	<b>492</b>	<b>100.0</b>	<b>2,029</b>	<b>100.0</b>
2017	Early Head Start		Head Start	
	Number	Percent	Number	Percent
Two-parent families	142	23.5	408	30.5
Single-parent families	463	76.5	928	69.5
<b>Total Families</b>	<b>605</b>	<b>100.0</b>	<b>1,336</b>	<b>100.0</b>

Source: Contra Costa County Head Start and Early Head Start PIRs (includes delegate agency), 2010 & 2017.

## HEAD START / EARLY HEAD START ENROLLMENT ELIGIBILITY TYPES

Children in both Early Head Start (66%) and Head Start (58%) are most commonly eligible for services based on income. For Early Head Start, enrollment based on receipt of public assistance continues as the second most common eligibility category in 2017 (19%). Among Head Start children, over-income enrollment represents the second most common enrollment basis (19%). The percentage of both Early Head Start and Head Start enrollees who are foster

care children has doubled from 2% in 2010 to 4% in 2017. The number and proportion of homeless children in Early Head Start (12 children or 2%) and Head Start (17 children or 2%) has also gradually risen since 2010.

**Table 89 – Early Head Start and Head Start Enrollment by Eligibility Type, 2017–18**

2017-18	Early Head Start		Head Start	
	Count	Percent	Count	Percent
Income Eligible	390	66.4	658	58.0
Public Assistance	113	19.3	206	18.1
Foster Child	23	3.9	41	3.6
Homeless	12	2.0	17	1.5
Over Income	49	8.3	213	18.8
<b>Total with Eligibility Status</b>	<b>587</b>	<b>100.0</b>	<b>1135</b>	<b>100.0</b>

Source: Contra Costa County Head Start Program Information Reports, 2017-18

## DISABILITY STATUS OF HEAD START CHILDREN

In 2017, 182 Head Start enrollees were determined to have a disability that required special education services, which is a slight decrease from 190 in 2016. Speech or language impairments continue as the most common condition of preschool age students in Head Start, impacting 150 or 82% of children diagnosed with any impairment. Autism is the second most common condition, with 16 children (9%) diagnosed in 2017.

**Table 90 – Number of Disabled Preschoolers in Head Start by Disability Type, 2006–2017**

TYPE OF DISABILITY	2006-07	2008-09	2010-11	2014-15	2016-17	2017-18
Speech or language impairment	217	220	180	123	158	150
Multiple disabilities (incl. deaf-blind)	2	7	2	3	3	2
Emotional/behavioral disorder	1	1	0	0	1	0
Learning disabilities	1	0	3	3	3	1
Health impairment	1	0	0	0	1	5
Orthopedic impairment	2	3	3	0	5	2
Non-categorical / developmental delay	9	3	0	5	1	3
Autism	0	2	1	6	16	16
Visual impairment (incl. blindness)	1	3	2	2	1	0
Intellectual Disability	2	0	0	0	0	1
Hearing impairment (incl. deafness)	1	0	2	1	1	2
Traumatic brain injury	0	0	0	0	0	0
<b>Total</b>	<b>237</b>	<b>236</b>	<b>193</b>	<b>143</b>	<b>190</b>	<b>182</b>

Source: Contra Costa County Head Start Program Information Reports, 2017-18

## FAMILY SERVICES AND REFERRALS RECEIVED

During the 2017-18 program year, a total of 110 Early Head Start families needed and 284 received family services or service referrals. Services accessed most by Early Head Start families include parenting education (64 needed and 193 received) and health education services (58 needed and 210 received). A total of 294 Head Start families needed and 814 received family services or referrals. Services accessed most by Head Start families include parenting education (225 needed and 606 received) and health education services (157 needed and 618 received).

**Table 91 – Family Services and Referrals Received, 2017-18**

Type of Service	Early Head Start		Head Start	
	# needed	# received	# needed	# received
Emergency/crisis intervention (immediate need for food, clothing, shelter)	0	0	1	1
Housing assistance such as subsidies, utilities, repairs, etc.	11	16	6	14
Mental health services	0	2	1	6
English as a Second Language (ESL) training	6	12	23	36
Adult education (GED programs and college selection)	21	35	50	101
Job training	5	9	23	32
Substance abuse prevention / treatment	0	0	0	0
Child abuse and neglect services	0	0	2	2
Domestic violence services	1	2	1	5
Child support assistance	1	2	1	2
Health education	58	210	157	618
Assistance to families of incarcerated individuals	0	0	1	1
Parenting education	64	193	225	606
Relationship/marriage education	1	2	0	0
Asset building services (financial educ., opening accounts, debt counseling)	4	29	4	101
<b>Unduplicated number of families served or referred</b>	<b>110</b>	<b>284</b>	<b>294</b>	<b>814</b>

Source: Contra Costa County Head Start Program Information Reports, 2017-18

## ESTIMATES OF HEAD START INCOME-ELIGIBLE CHILDREN

The number of Contra Costa County children age 0-2 and 3-5 who may be income-eligible to receive Early Head Start or Head Start services may be estimated from 2016 American Community Survey 5-Year estimates of the population of children age 0-2 and 3-5 (Table 3), the number of 0-5 year olds at each income-to-poverty ratio level



(Table 25), and the number of women living below the federal poverty level with births in the past year (Table 26). In the table below, the population of 0-2 and 3-5 year olds (Table 3) has been multiplied by the percentage of all 0-5 year olds who live between 50% and 99% of FPL (Table 25). The population of 0-2 and 3-5 year olds (Table 3) has then been multiplied by an estimated percentage of all 0-5 year olds living between 100% and 130% of FPL, assuming the number of children between 125% and 149% of FPL is equally distributed (Table 25). The number of women below FPL with births in the past year (Table 26) has been used as a proxy to estimate the number of potential income-eligible pregnant women. Totalling all estimates by age group yields an approximate 9,720 0-2 year olds (including 2,331 pregnant women) and 8,268 3-5 year olds who may be eligible for Early Head Start or Head Start based on income alone.

**Table 92 – Estimates of Income Eligible Children by Age and Poverty Level**

Geography	Population		% Age 0-5 < FPL	Estimate < FPL		% Age 0-5 at 100-130% of FPL	Estimate at 100-130% FPL		Women < FPL w/ birth in prior year	Total income eligible	
	Age 0-2	Age 3-5		Age 0-2	Age 3-5		Age 0-2	Age 3-5		Age 0-2	Age 3-5
	A	B	C	D (A x C)	E (B x C)	F	G (A x F)	H (B x F)	I	D + G + I	E + H
Countywide	37,441	41,893	13.5	5,047	5,647	6.3	2,342	2,621	2,331	9,720	8,268
Alamo	376	544	0.0	0	0	0.0	0	0	7	7	0
Antioch	3,645	4,202	21.4	781	900	7.3	266	307	277	1,324	1,207
Bethel Isle	68	55	43.9	30	24	4.3	3	2	9	42	26
Brentwood	1,827	2,540	8.8	160	223	6.1	112	155	55	327	378
Clayton	335	377	1.1	4	4	2.7	9	10	0	13	14
Concord	5,133	5,199	15.4	788	798	8.3	424	430	473	1,685	1,228
Contra Costa Ctr	209	112	0.0	0	0	10.6	22	12	0	22	12
Crockett	116	100	22.2	26	22	2.8	3	3	7	36	25
Danville	1,343	1,816	1.0	13	18	0.0	0	0	0	13	18
Discovery Bay	316	706	10.6	33	75	0.4	1	3	44	79	78
E Richmond Hts	76	104	0.0	0	0	4.8	4	5	0	4	5
El Cerrito	757	827	6.4	48	53	4.3	32	35	7	88	88
El Sobrante	255	414	12.6	32	52	8.8	22	36	22	76	88
Hercules	709	777	4.3	31	34	3.2	22	25	19	72	58
Lafayette	569	832	2.3	13	19	5.6	32	47	0	45	66
Martinez	1,262	1,016	4.6	58	47	4.8	61	49	50	168	95
Oakley	1,323	1,838	4.5	59	83	9.1	121	168	28	208	251
Pacheco	120	89	0.0	0	0	3.6	4	3	0	4	3
Pinole	452	443	19.4	88	86	7.7	35	34	7	130	120
Pittsburg	3,056	2,959	19.7	602	583	7.5	229	222	255	1,086	804
Pleasant Hill	1,250	1,416	3.9	48	55	0.4	5	6	46	100	61
Richmond	4,336	4,366	24.9	1,079	1,086	12.4	539	542	566	2,183	1,629
Rodeo	387	409	28.0	108	115	14.6	57	60	106	271	175
San Pablo	1,171	1,202	32.1	376	386	11.3	132	136	184	692	522
San Ramon	2,413	3,396	5.4	130	182	0.4	10	14	43	183	197
Tara Hills	60	113	7.5	5	8	1.2	1	1	0	5	10
Vine Hill	150	212	0.0	0	0	22.4	34	47	0	34	47
Walnut Creek	1,813	1,480	9.8	178	145	1.0	18	15	10	206	160



Contra  
Costa  
County

To: Board of Supervisors  
From: John Kopchik, Director, Conservation & Development Department  
Date: July 24, 2018

Subject: Consent to defer receipt of County loan payments from Giant Road Apartments, San Pablo

---

**RECOMMENDATION(S):**

CONSENT to deferment of payments on a loan consisting of HOME Investment Partnerships Act and Community Development Block Grant funds made to Giant Road Development L.P. for the Giant Road Apartments in San Pablo to allow for repairs of water intrusion.

**FISCAL IMPACT:**

No General Fund impact. The loan previously approved was one hundred percent federal funds.

**BACKGROUND:**

On December 15, 2005, the County loaned Giant Road Development L.P. \$1,700,000 of Community Development Block Grant and HOME Investment Partnerships Act funds for the development of Giant Road Apartments in San Pablo. The loan is repaid only from residual receipts (funds remaining after mortgage payment and operating expenses) and payments are typically between \$4,000 and \$6,000 per year.

Section 1(h) of the Amended and Restated Intercreditor Agreement states that residual receipts are income remaining after specific expenses including any extraordinary operating costs approved by the county.

The apartments are damaged from water intrusion due to a possible construction defect. Giant Road Development has filed a claim against the contractor, but must address repairs immediately. The State of

---

APPROVE

OTHER

RECOMMENDATION OF CNTY ADMINISTRATOR

RECOMMENDATION OF BOARD COMMITTEE

---

Action of Board On: **07/24/2018**  APPROVED AS RECOMMENDED  OTHER

Clerks Notes:

**VOTE OF SUPERVISORS**

I hereby certify that this is a true and correct copy of an action taken and entered on the minutes of the Board of Supervisors on the date shown.

ATTESTED: July 24, 2018

Contact: Kara Douglas  
925-674-7880

David J. Twa, County Administrator and Clerk of the Board of Supervisors

By: , Deputy

cc:

BACKGROUND: (CONT'D)

California is also a lender to this developer and is allowing Giant Road Development to use a reserve account to fund the repairs. The State is requiring that the reserve account be replenished ahead of any residual receipts payments to the County. Giant Road Development is seeking the County's consent to both using the reserve account to pay for the repairs and using residual receipts to replenish the reserve account, unless and until another source of funds is secured for the repairs. County staff recommends consent.

CONSEQUENCE OF NEGATIVE ACTION:

If the County does not consent to this request the repairs will be delayed until either the claim is successful and the contractor pays for the repairs, or until the developer slowly makes repairs over several years as funds are available.



Contra  
Costa  
County

To: Board of Supervisors  
From: Brian M. Balbas, Public Works Director/Chief Engineer  
Date: July 24, 2018

Subject: Disposal of Surplus Property

---

**RECOMMENDATION(S):**

DECLARE as surplus and AUTHORIZE the Purchasing Agent, or designee, to dispose of fully depreciated vehicles and equipment no longer needed for public use, as recommended by the Public Works Director, Countywide.

**FISCAL IMPACT:**

No fiscal impact.

**BACKGROUND:**

Section 1108-2.212 of the County Ordinance Code authorizes the Purchasing Agent to dispose of any personal property belonging to Contra Costa County and found by the Board of Supervisors not to be required for public use. The property for disposal is either obsolete, worn out, beyond economical repair, or damaged beyond repair.

**CONSEQUENCE OF NEGATIVE ACTION:**

Public Works would not be able to dispose of surplus vehicles and equipment.

APPROVE

OTHER

RECOMMENDATION OF CNTY ADMINISTRATOR

RECOMMENDATION OF BOARD COMMITTEE

Action of Board On: **07/24/2018**  APPROVED AS RECOMMENDED  OTHER

Clerks Notes:

**VOTE OF SUPERVISORS**

I hereby certify that this is a true and correct copy of an action taken and entered on the minutes of the Board of Supervisors on the date shown.

ATTESTED: July 24, 2018

Contact: Nida Rivera, (925)  
313-2124

David J. Twa, County Administrator and Clerk of the Board of Supervisors

By: , Deputy

cc:

ATTACHMENTS

Surplus Vehicles & Equipment

ATTACHMENT TO BOARD ORDER JULY 24, 2018

Department	Description/Unit/Make/Model	Serial No.	Condition A. Obsolete B. Worn Out C. Beyond economical repair D. Damaged beyond repair
EHS/COMM SERVICES	2000 CHEVY MALIBU SEDAN #0413 (111248 MILES)	1G1ND52J5Y6226341	C. BEYOND ECONOMICAL REPAIR
SHERIFF	2017 FORD INTERCEPTOR #2571 (18106 MILES)	1FAHP2MT0HG123790	D. DAMAGED BEYOND REPAIR
PUBLIC WORKS	2010 FORD F-150 TRUCK #5249 (117281 MILES)	1FTEW1C86AFC57934	B. WORN OUT
AGRICULTURE	2003 FORD RANGER TRUCK #5042 (99923 MILES)	1FTYR10E13PA70337	B. WORN OUT
PROBATION	2000 FORD TAURUS SEDAN #0496 (95493 MILES)	1FAFP5326YG266907	B. WORN OUT
CHILD SUPPORT SERVICES	2000 FORD TAURUS SEDAN #0458 (46567 MILES)	1FAFP532XYG292622	B. WORN OUT
PUBLIC WORKS	1989 MODULAR STRUCTURE #XCF2078	8492360	C. BEYOND ECONOMICAL REPAIR
FIRE PROTECTION DISTRICT	1982 WESTATES WATER TENDER #737 (33712 MILES)	1FDYK90R8CVA52754	B. WORN OUT
FIRE PROTECTION DISTRICT	1999 KME 100'QUINT #839 (98689 MILES)	1K9AF6485XN058941	D. DAMAGED BEYOND REPAIR
FIRE PROTECTION DISTRICT	2007 FORD F-150 TRUCK #288 (67892 MILES)	1FTRW14W97KA45804	D. DAMAGED BEYOND REPAIR
PUBLIC WORKS	2002 FORD TAURUS SEDAN #0306 (118684 MILES)	1FAFP52U42A114024	B. WORN OUT
PUBLIC WORKS	2005 FORD F-450 STAKEBED TRUCK #5744 (117453 MILES)	1FDXW46Y65EA02231	C. BEYOND ECONOMICAL REPAIR
SHERIFF	2003 FORD TAURUS SEDAN #0385 (145000 MILES)	1FAFP53U23G165986	B. WORN OUT
SHERIFF	2003 CLUBCAR PATHWAY #9315 ( )	5J5LD22B52A228485	B. WORN OUT
PUBLIC WORKS	2001 SCAG MOWER #8212 ( )	6762325	B. WORN OUT
PUBLIC WORKS	2002 EXMARK MOWER #8215 ( )	331144	B. WORN OUT
PUBLIC WORKS	2002 EXMARK MOWER #8216 ( )	331146	B. WORN OUT
FIRE PROTECTION DISTRICT	1984 INTL S-1800 FIRE TRUCK #102 (20228 MILES)	1HTLFHYL5EHA19814	B. WORN OUT



**Contra  
Costa  
County**

To: Board of Supervisors  
From: Anna Roth, Health Services Director  
Date: July 24, 2018

Subject: Payment for services provided by Advanced Medical Personnel Services, Inc.

---

**RECOMMENDATION(S):**

APPROVE and AUTHORIZE the Auditor-Controller, to pay \$35,000 to Advanced Medical Personnel Services, Inc., a corporation, for temporary medical therapy staff services at Contra Costa Regional Medical Center (CCRMC) and Health Centers for the period from June 1, 2018 through June 30, 2018.

**FISCAL IMPACT:**

Contract funded 100% by Hospital Enterprise Fund I. (No rate increase)

**BACKGROUND:**

On July 18, 2017, the Board of Supervisors approved Contract #26-641-23 with Advanced Medical Personnel Services, Inc. to provide temporary medical therapist staff at CCRMC and Health Centers for the period July 1, 2017 through June 30, 2018.

At the time of negotiations, the payment limit was based on target levels of utilization. However, the utilization during the term of the agreement was higher than originally anticipated.

The provider is entitled to payment for the reasonable value of its services under the equitable relief theory of quantum meruit. That theory provides that where a contractor has been asked to provide services without a valid contract, and the contractor

---

APPROVE

OTHER

RECOMMENDATION OF CNTY ADMINISTRATOR

RECOMMENDATION OF BOARD COMMITTEE

---

Action of Board On: **07/24/2018**  APPROVED AS RECOMMENDED  OTHER

Clerks Notes:

**VOTE OF SUPERVISORS**

I hereby certify that this is a true and correct copy of an action taken and entered on the minutes of the Board of Supervisors on the date shown.

ATTESTED: July 24, 2018

Contact: Jaspreet Benepal,  
925-370-5100

David J. Twa, County Administrator and Clerk of the Board of Supervisors

By: , Deputy

cc: K Cyr, M Wilhelm

BACKGROUND: (CONT'D)

does so to the benefit of the County, the Contractor is entitled to recover the reasonable value of those services. Advanced Medical Personnel Services, Inc. provided temporary medical therapy staff services at CCRMC and Health Centers that exceeded the contract payment limit at the request of the Department. The Department is requesting that the contractor be paid the amount owing of \$35,000 for services provided from June 1, 2018 through June 30, 2018.

CONSEQUENCE OF NEGATIVE ACTION:

If this Board Order is not approved, the contractor will not be paid for temporary medical therapy staff services provided in good faith.





Contra  
Costa  
County

To: Board of Supervisors  
From: John Kopchik, Director, Conservation & Development Department  
Date: July 24, 2018

Subject: Modifications to the Neighborhood Preservation Program Guidelines

---

**RECOMMENDATION(S):**

APPROVE and AUTHORIZE the revisions to Contra Costa County Neighborhood Preservation Program Policy (NPP) and Guidelines effective July 24, 2018.

**FISCAL IMPACT:**

No General Fund impact. NPP is funded by the Community Development Block Grant program. (CFDA# 14.218)

**BACKGROUND:**

The Neighborhood Preservation Program (NPP) provides low interest rehabilitation loans and grants to low-income homeowners. NPP is administered by the Department of Conservation and Development (DCD) and is funded by federal Community Development Block Grant funds.

Program policies were originally adopted in 1984 and have been updated periodically since that time. The policies were last updated in 2015.

---

APPROVE

OTHER

RECOMMENDATION OF CNTY ADMINISTRATOR

RECOMMENDATION OF BOARD COMMITTEE

---

Action of Board On: **07/24/2018**  APPROVED AS RECOMMENDED  OTHER

Clerks Notes:

**VOTE OF SUPERVISORS**

I hereby certify that this is a true and correct copy of an action taken and entered on the minutes of the Board of Supervisors on the date shown.

ATTESTED: July 24, 2018

Contact: Kara Douglas  
925-674-7880

David J. Twa, County Administrator and Clerk of the Board of Supervisors

By: , Deputy

cc:

BACKGROUND: (CONT'D)

The policies establish guidelines for administering the rehabilitation program. The proposed changes primarily clarify existing policy by providing more detail regarding energy efficient improvements, ability to receive multiple loans or grants, income determination, and NPP lien position. The revised policies also establish a 30 year loan term instead of a 15 year loan term. Most mortgage loans are for 30 years, borrowers prefer 30 year loans, and a longer term will reduce loan portfolio management burden.

CONSEQUENCE OF NEGATIVE ACTION:

If not approved, the existing Neighborhood Rehabilitation Program guidelines would not be revised to reflect current needs.

CHILDREN'S IMPACT STATEMENT:

NPP supports outcome #5 in the Children's Report Card: "Communities are Safe and Provide a High Quality of Life for Children and Families".

ATTACHMENTS

NPP Guidelines-Revised

Redline Comparison 2015-2018

CONTRA COSTA COUNTY  
Department of Conservation and Development  
Neighborhood Preservation Program  
**Policies and Guidelines**  
**(Adopted by the Board of Supervisors on \_\_\_\_\_, 2018)**

I. INTRODUCTION

- A. This document sets forth policies for the Neighborhood Preservation Program (NPP) owner-occupied residential rehabilitation low-interest loan and grant program, as authorized by the Community Development Block Grant (CDBG) program (24 CFR Part 570).
- B. NPP is available throughout the CDBG Urban County, which is all of Contra Costa County, except for the cities of Antioch, Concord, Pittsburg and Walnut Creek.
- C. NPP has several housing rehabilitation target areas that are consistent with the CDBG Consolidated Plan Low Income Areas. The program is marketed to the target areas; however, all eligible households may apply. The current target areas are listed in Appendix A.

II. OBJECTIVES AND PRIORITIES

A. Primary Objective

The primary objective of the Neighborhood Preservation Program (NPP) is to assist in the maintenance of viable communities by providing decent housing and a suitable living environment in the community, for persons of low and moderate income<sup>1</sup>, consistent with provisions of the CDBG program.

B. Specific Objectives

- 1. Eliminate slums and blight, and prevent blighting influences that cause the deterioration of property and neighborhoods.
- 2. Eliminate conditions that are detrimental to health, safety and public welfare by rehabilitating housing that does not meet building codes.
- 3. Stabilize and enhance older neighborhoods to encourage future investment from the private sector and from other public funds and programs.
- 4. Develop economically integrated communities to allow low and moderate-income residents to enjoy the benefits of economic revitalization.
- 5. Improve the energy efficiency of homes with improvements such as insulation, doors and windows.

To attain these objectives, the County has developed a financial assistance program consisting of low-interest loans and grants. The loans and grants must be used to

---

<sup>1</sup> See Appendix B for current income limits by household size. Appendix B will be updated with current annual income limits as they become available.

rehabilitate owner-occupied homes. Eligibility for loans is based on household income, ability to make an additional monthly housing payment, and home equity. The intent of the program is to reach the maximum number of households, while at the same time ensuring a maximum return on loans to make future assistance available to other households. Grants are provided to mobile home owners and eligible households who do not meet the minimum loan eligibility requirements in Section V.

As a condition of receiving a loan or grant, a homeowner must agree to allow the County to enter the premises and inspect the home to determine whether the rehabilitation work complies with building, housing and safety codes.

Once a homeowner receives a loan or grant commitment from NPP, the homeowner enters into a contract with an independent contractor to complete the rehabilitation project. The County is not a party to these contracts.

C. Priorities for Award of Loans and Grants

Applicants are first evaluated for a low-interest loan, and then for a grant. The program maximizes the use of loans in order to maintain its revolving fund for future program years. The origination of a combination low-interest loan and grant is permissive under these policies. An applicant can apply for program assistance one or more times, but the cumulative assistance grant or loan amount cannot exceed the maximum allowed under the current program guidelines.

Applications are evaluated and processed as received, based on the eligibility criteria and requirements stated in the following sections of these guidelines. The evaluation will consist of an initial determination of the eligibility of the applicant followed by a determination of the needed repairs of the structure. Financial assistance is awarded to applicants in the order in which their complete application materials are compiled for eligibility determination.

III. GENERAL PROPERTY REQUIREMENTS AND APPLICANT ELIGIBILITY

A. General Property Requirements

Owner-occupied single family structures, duplexes and some types of manufactured or mobile homes are eligible for rehabilitation loan or grant assistance, if the property

1. is in need of repair to eliminate hazardous conditions and/or other code violations,
2. is not in a FEMA designated flood zone pursuant to the National Environment Policy Act (24 CFR part 58) and Section 202(a) of the Flood Disaster Protection Act of 1973,
3. conforms with State and federal non-discrimination regulations when the second unit in a duplex is a rental property,

B. Applicant Eligibility

An eligible applicant is one who

1. is an owner-occupant of a single-family home, duplex<sup>2</sup>, or manufactured/mobile home in need of the repairs listed in Section IV.B,
2. has owned and occupied the property for a minimum of six months prior to applying for NPP assistance,
3. has finalized/discharged from record any past bankruptcies, and whose court appointed trustee is no longer involved in the decision making process of homeowner transactions.
4. is a member of a household with a low (up to 50% area median income) or moderate income (between 51% and 80% AMI)<sup>3</sup>,
5. has assets that, for an elderly (age 62 or over) or disabled household, does not exceed \$100,000, and for a non-elderly household, has assets which do not exceed \$50,000. Assets include bank accounts, stocks, bonds, investments, and real estate holdings, but do not include the principal residence, its furnishings, defined retirement accounts for non-senior household, or up to two vehicles. Approved defined retirement accounts must not be accessible without penalty, and
6. if the owner of a duplex, agrees that (a) rents and other charges shall not be increased beyond the greater of actual increases in property taxes and assessments, or the percentage increase in the Bay Area cost of living index issued by the U.S. Department of Commerce; or (b) the second unit in the duplex to be rehabilitated is rented to a household utilizing the federal Section 8 Housing Choice Voucher Program.

IV. LOAN PROGRAM ELIGIBLE IMPROVEMENTS

Work and items of repair eligible under the program are completed as available funds allow, in the following order of priority:

- A. To make repairs and improvements necessary to the structure to correct health and safety hazards;
- B. To make other repairs and improvements as necessary, including the following:
  1. exterior painting
  2. physical modifications designed to improve the mobility of handicapped or elderly persons;
  3. improvements to conform to code standards applicable to existing residential structure to ensure safe, decent, and sanitary housing;

---

<sup>2</sup> For the purposes of NPP, duplex is defined as one structure with two living units or two single-family structures on one parcel.

<sup>3</sup> Income levels are defined as a percentage of the area median income (AMI) for the Oakland Primary Metropolitan Statistical Area as adjusted for household size and defined by the U.S. Department of Housing and Urban Development (HUD).

- C. To correct any incipient deficiencies which would make it difficult for a structure to be brought to and readily maintained at code standards;
- D. To replace built-in cooking appliances when required for safety reasons;
- E. To enlarge a room or finish an attic or basement in order to alleviate a condition of overcrowding, as specified in Chapter 5 of the Uniform Housing Code;
- F. To remove unrepairable secondary buildings, structures, and other blighting influences located on the property; which may include the repair or replacements of dilapidated fencing;
- G. To make other general property repairs and/or improvements if funds are available and when the amount spent does not exceed 40 percent of the loan amount up to a maximum of \$20,000. General repairs or improvements are not allowed under the grant program described in Section V, below.

V. REHABILITATION LOAN AMOUNTS, TERM, AND SECURITY

A. Loan Amounts

- 1. The maximum amount for a rehabilitation loan shall not exceed \$70,000 for a single-family dwelling. The maximum rehabilitation loan amount may be exceeded up to \$85,000 on a case-by-case basis to correct extremely serious health and safety issues, address unforeseen issues that arise during construction, and make accessibility improvements, as recommended by the NPP Principal Building Inspector, and approved by the Director of the Department of Conservation and Development, a Deputy Director, or Assistant Deputy Director.
- 2. The loan maximums specified above are subject to the following allowances and limitations:
  - a. General property repairs or improvements as allowed under Section IV.G cannot exceed 40 percent of the loan amount up to a maximum \$20,000.
  - b. The rehabilitation loan plus existing indebtedness against the property shall not exceed 90 percent of the appraised after-improvement value of the property at the time the loan is approved.
  - c. The County loan must be first or second lien position, with the exception of government issued purchase assistance or home preservation loans (i.e. down payment assistance loans from a city or state homebuyer or homeowner assistance program) and Property Assessed Clean Energy (PACE) program liens.
  - d. The County loan may not be subordinate to a reverse mortgage.
  - e. The County may subordinate an existing NPP loan to a new first mortgage loan when the homeowner is refinancing the loan for a more affordable mortgage. The County does not allow a 'cash-out' refinancing unless the NPP loan is being repaid.

B. Low-Interest Loans

- a. Low-Interest Loans are subject to one percent simple interest rate.

- b. If the homeowner can afford a monthly payment that will not cause total housing costs (principal, interest, taxes, and insurance) to exceed 35 percent of their monthly income, the Low Interest Loan will be amortized over the term with monthly payments due to the County.
- c. If the homeowner cannot afford monthly payments and/or are very-low income (50% AMI or less), the Low-Interest Loans will be deferred for the term of the loan.

C. Security Requirements

Loans must be secured by a Deed of Trust.

D. Loan Terms

1. The initial term of the loan is 30 years for deferred loans and 15 years for amortizing loans.
2. A borrower with a deferred loan may request an extension of an additional 15 years if they are low or moderate income at the maturity of their loan. The loan may be deferred for another term, or converted to an amortizing loan.
3. An amortizing loan may be converted to a deferred loan if the borrower's income has decreased and the borrower can no longer afford monthly payments.
4. Loans are due and payable with interest upon sale or transfer of the property or if the home should cease to be owner occupied. Transfers that do not require repayment of the loan include the following:
  - a. transfer to an existing spouse or domestic partner who is also an obligor under the note,
  - b. transfer to a spouse or domestic partner where the spouse or domestic partner becomes the co-owner of the Property,
  - c. transfer between spouses as part of a marriage dissolution proceeding,
  - d. transfer to an existing spouse, domestic partner, or income-eligible child of borrower by devise or inheritance following the death of borrower, or
  - e. transfer by borrower into an inter vivos trust in which borrower is the beneficiary

Requests for exemption from a loan payment due to any of the above transfer exclusions must be accompanied with the legal documents that established the change of ownership (i.e. divorce decree, death certificate, quit claim and/or trust).

5. Loans may be pre-paid in part or in whole at any time and without any penalty.

## VI. HOUSING REHABILITATION and LEAD-BASED PAINT HAZARD CONTROL GRANTS

### A. Introduction

Rehabilitation grants will be provided only to low and moderate income households who do not qualify for a loan due to insufficient equity in their home and owners of mobile homes. Repairs funded by grants are limited to correcting items that pose urgent health and safety threats. Grants may not be used for general repairs or improvements.

Grants up to \$5,000 for lead-based paint hazard control will be made to low and moderate income households who are living in a home built prior to 1978 and receiving a loan or grant through NPP.

### B. Eligible Repairs

1. Work and items of repair eligible under the rehabilitation grant program are to be completed as available funds allow, in the following order of priority:
  - a. To make repairs and improvements necessary to the structure to correct health and safety hazards;
  - b. To make other repairs and improvements to correct extreme structural deficiencies, which may include:
    - i. exterior painting
    - ii. physical modifications designed to improve the mobility of handicapped or elderly persons
    - iii. improvements to conform to code standards applicable to existing residential structure to ensure safe, decent, and sanitary housing; and
  - d. To correct any incipient deficiencies which would make it impossible for a structure to be brought to and readily maintained at code standards.
  - e. To improve energy efficiency of the dwelling through additional insulation, new windows and exterior doors, and other similar improvements.
2. Lead-based paint grants may only be used for costs associated with lead-based testing and remediation.

### C. Grant Amounts

1. The maximum rehabilitation grant amount is \$10,000 for a mobile home or \$15,000 for a single-family dwelling.
2. The maximum rehabilitation grant amount may be exceeded on a case by case basis to correct serious health and safety issues as determined by the Director of the Department of Conservation and Development, a Deputy Director, or Assistant Deputy Director.
3. The maximum lead-based paint grant amount is \$5,000.



4. An applicant may receive both a rehabilitation grant and a lead-based paint grant.

## VII. ADMINISTRATION

Implementation and administration of the NPP is the responsibility of the Contra Costa County Department of Conservation and Development.

## VIII. APPEALS

Any persons, firm, partnership, or corporation aggrieved by a decision pursuant to the policies of the NPP shall be afforded an opportunity for review of that decision by the Director of the Department of Conservation and Development, or designee. Upon review of the case a final decision will be rendered by the Director, subject to appeal to the Board of Supervisors, under the appeal procedures in Title 1, Chapter 14-4 in the County Ordinance Code.

## APPENDIX A

### Target Areas

#### Cities –

Martinez

Oakley

Pinole

Richmond

San Pablo

#### Unincorporated County –

Bay Point

Bayview-Montalvin Manor

Byron

Crockett

East Richmond Heights

El Sobrante

Knightsen

Mountain View

North Richmond

Pacheco

Port Costa

Rodeo

Rollingwood

Tara Hills

Vine Hill

**APPENDIX B**  
**2018 Income Limits**

	<b>Extremely Low (30%AMI)</b>	<b>Low (50%AMI)</b>	<b>Moderate (80%AMI)</b>
1 Person	\$24,400	\$40,700	\$62,750
2 Person	27,900	46,500	71,700
3 Person	31,400	52,300	80,650
4 Person	34,850	58,100	89,600
5 Person	37,650	62,750	96,800
6 Person	40,450	67,400	103,950
7 Person	43,250	72,050	111,150
8 Person	46,050	76,700	118,300

CONTRA COSTA COUNTY  
Department of Conservation and Development  
Neighborhood Preservation Program  
**Revised Policies and Guidelines**  
(Adopted by the Board of Supervisors on ~~March 31, 2015~~, 2018)

I. INTRODUCTION

- A. This document sets forth policies for the Neighborhood Preservation Program (NPP) owner-occupied residential rehabilitation low-interest loan and grant program, as authorized by the Community Development Block Grant (CDBG) program (24 CFR Part 570).
- B. NPP is available throughout the CDBG Urban County, which is all of Contra Costa County, except for the cities of Antioch, Concord, Pittsburg, ~~Richmond~~, and Walnut Creek.
- C. NPP has ~~established~~ several housing rehabilitation target areas. ~~The target areas~~ that are consistent with the CDBG Consolidated Plan Low Income Areas. The program ~~will be~~ marketed to the target areas; however, all eligible households may apply. The current target areas are listed in Appendix A.

Formatted: Font: Helv, Font color: Black, Spanish (Mexico)

II. OBJECTIVES AND PRIORITIES

A. Primary Objective

The primary objective of the Neighborhood Preservation Program (NPP) is to assist in the maintenance of viable communities by providing decent housing and a suitable living environment in the community, ~~principally~~ for persons of low and moderate income<sup>1</sup>, consistent with provisions of the CDBG program.

B. Specific Objectives

1. Eliminate slums and blight, and prevent blighting influences that cause the deterioration of property and neighborhoods.
2. Eliminate conditions that are detrimental to health, safety and public welfare by rehabilitating housing that does not meet building codes.
3. Stabilize and enhance older neighborhoods to encourage future investment from the private sector and from other public funds and programs.
4. Develop economically integrated communities to allow low and moderate-income residents to enjoy the benefits of economic revitalization.

<sup>1</sup> See Appendix B for current income limits by household size. Appendix B will be updated ~~to reflect~~ with current annual income limits as they become available.

5. Improve the energy efficiency of homes ~~built prior to 1995.~~ with improvements such as insulation, doors and windows.

To attain these objectives, the County has developed a financial assistance program consisting of low-interest loans and grants. The loans and grants must be used to rehabilitate owner-occupied homes. Eligibility for loans is based on household income, ability to ~~service~~ make an additional monthly housing payment, and home equity. The intent of the program is to reach the maximum number of households, while at the same time ensuring a maximum return on loans to make future assistance available to other households. ~~Grants are limited to emergency repair work and~~ provided to mobile home owners and eligible households who do not meet the minimum loan eligibility requirements in Section V.

As a condition of receiving a loan or grant, a homeowner must agree to allow the County to enter the premises and inspect the premises ~~home~~ to determine whether the rehabilitation work complies with building, housing and safety codes.

Once a homeowner receives a loan or grant commitment from NPP, the homeowner enters into a contract with an independent contractor to complete the rehabilitation project. ~~The County is not a party to these contracts.~~

C. Priorities for Award of Loans and Grants

~~It is the intent of this program that each applicant household~~ Applicants are first be evaluated for ~~eligibility under for~~ a low-interest loan, and then for a grant. The program ~~intends to maximize~~ maximizes the use of loans in order to ~~establish~~ maintain its revolving fund for future program years. The origination of a combination low-interest loan ~~and~~ grant is permissive under these policies. An applicant can apply for program assistance one or more times, but the cumulative assistance grant or loan amount cannot exceed the maximum allowed under the current program guidelines.

Applications ~~will be~~ are evaluated and processed as received, based on the eligibility criteria and requirements stated in the following sections of these guidelines. The evaluation will consist of an initial determination of the eligibility of the applicant followed by a determination of the needed repairs of the structure. Financial assistance ~~will be~~ is awarded to applicants in the order in which their complete application materials are compiled for eligibility determination.

III. GENERAL PROPERTY REQUIREMENTS AND APPLICANT ELIGIBILITY

A. General Property Requirements

Owner-occupied single family structures, duplexes and some types of manufactured or mobile homes ~~will be~~ are eligible for rehabilitation loan or grant assistance, if the property

1. is in need of repair to eliminate hazardous conditions and/or other code violations,

2. ~~has no conditions that cannot be mitigated~~ is not in a FEMA designated flood zone pursuant to the National Environment Policy Act (24 CFR part 58) and Section 202(a) of the Flood Disaster Protection Act of 1973,
3. ~~in the case of the second unit in a duplex that is a rental property,~~ conforms with State and federal non-discrimination regulations; when the second unit in a duplex is a rental property,

B. Applicant Eligibility

An eligible applicant is one who

1. is an owner-occupant of a single-family home, duplex<sup>2</sup>, or manufactured/mobile home in need of the repairs listed in Section IV.B,
2. has owned and occupied the property for a minimum of six months prior to applying for NPP assistance,
3. ~~has finalized/discharged from record any past bankruptcies, and whose court appointed trustee is no longer involved in the decision making process of homeowner transactions.~~
- 3-4. is a member of a household with a low (up to 50% area median income) or moderate income (between 51% and 80% AMI)<sup>3</sup>,
- 4-5. has assets that, for an elderly (age 62 or over) ~~and/or~~ disabled household, does not exceed \$100,000, and for a non-elderly household, has assets which do not exceed \$50,000. Assets include bank accounts, stocks, bonds, investments, and real estate holdings, but do not include the principal residence ~~or, its furnishings,~~ defined retirement accounts for non-senior household, or up to two vehicles. Approved defined retirement accounts must not be accessible without penalty, and
5. ~~inif the caseowner of the second unit in a duplex that is a rental property, applicant, agrees that, upon receipt of a loan from the County:~~
- a.6. (a) rents and other charges shall not be increased beyond the greater of actual increases in property taxes and assessments, or the percentage increase in the Bay Area cost of living index issued by the U.S. Department of Commerce; or (b) the second unit in the duplex to be rehabilitated is rented to a household utilizing the federal Section 8 Housing Choice Voucher Program.  
~~b. the second unit in the duplex to be rehabilitated may be rented to families utilizing the federal Section 8 Housing Choice Voucher Program.~~

**Formatted:** List Paragraph, Left, Indent: Left: 0", First line: 0", Don't keep with next, Don't keep lines together, Tab stops: Not at 0.5" + 1" + 1.5" + 2" + 2.5" + 3" + 3.5" + 4" + 4.5" + 5" + 5.5" + 6" + 6.5" + 7"

**Formatted:** List Paragraph, Left, Indent: Left: 0", First line: 0", Don't keep with next, Don't keep lines together, Tab stops: Not at 0.5" + 1" + 1.5" + 2" + 2.5" + 3" + 3.5" + 4" + 4.5" + 5" + 5.5" + 6" + 6.5" + 7"

**Formatted:** Indent: Left: 1", Hanging: 0.5", Numbered + Level: 1 + Numbering Style: 1, 2, 3, ... + Start at: 1 + Alignment: Left + Aligned at: 1" + Tab after: 1.25" + Indent at: 1.25", Keep with next, Keep lines together, Tab stops: 1.5", List tab + Not at 1.25"

<sup>2</sup> For the purposes of NPP, duplex is defined as one structure with two living units or two single-family structures on one parcel.

<sup>3</sup> Income levels are defined as a percentage of the area median income (AMI) for the Oakland Primary Metropolitan Statistical Area as adjusted for household size and defined by the U.S. Department of Housing and Urban Development (HUD).

IV. LOAN PROGRAM ELIGIBLE IMPROVEMENTS

Work and items of repair eligible under the program are ~~to be~~ completed as available funds allow, in the following order of priority:

- A. To make repairs and improvements necessary to the structure to correct health and safety hazards;
- B. To make other repairs and improvements as necessary, including the following:
  - 1. exterior painting;
  - 2. physical modifications designed to improve the mobility of handicapped or elderly persons;
  - 3. improvements to conform to code standards applicable to existing residential structure to ensure safe, decent, and sanitary housing;
- C. To correct any incipient deficiencies which would make it ~~impossible~~difficult for a structure to be brought to and readily maintained at code standards;
- D. To replace built-in cooking appliances when required for safety reasons;
- E. To enlarge a room or finish an attic or basement in order to alleviate a condition of overcrowding, as specified in Chapter 5 of the Uniform Housing Code;
- F. To remove unrepairable secondary buildings, structures, and other blighting influences located on the property; which may include the repair or replacements of dilapidated fencing;
- G. To make other general property repairs and/or improvements if funds are available and when the amount spent does not exceed 40 percent of the loan amount up to a maximum of \$20,000. General repairs or improvements are not allowed under the grant program described in Section V, below.

Formatted: Indent: Left: 1", Tab stops: 0.5", Left + 1.5", List tab + Not at 1"

V. REHABILITATION LOAN AMOUNTS, TERM, AND SECURITY

A. Loan Amounts

- 1. The maximum amount for a rehabilitation loan shall not exceed \$70,000 for a single ~~family~~ dwelling. The maximum rehabilitation loan amount may be exceeded up to \$85,000 on a case ~~by~~ case basis to correct extremely serious health and safety issues, address unforeseen issues that arise during construction, and make accessibility improvements, as recommended by the NPP Principal Building Inspector, and approved by the Director of the Department of Conservation and Development, ~~of designee~~ Deputy Director, or Assistant Deputy Director.

2. The loan maximums specified above are subject to the following allowances and limitations:
  - a. General property repairs or improvements as allowed under Section IV.G cannot exceed 40 percent of the loan amount up to a maximum \$20,000.
  - b. The rehabilitation loan plus existing indebtedness against the property shall not exceed 90 percent of the appraised after-improvement value of the property at the time the loan is approved.
  - c. The County loan must be first or second lien position, with the exception of government issued purchase assistance or home preservation loans (i.e. down payment assistance loans from a city or state homebuyer or homeowner assistance program) and Property Assessed Clean Energy (PACE) program liens.
  - d. The County loan may not be subordinate to a reverse mortgage.
  - e. The County may subordinate an existing NPP loan to a new first mortgage loan when the homeowner is refinancing the loan for a more affordable mortgage. The County does not allow a 'cash-out' refinancing unless the NPP loan is being repaid.

B. Low-Interest Loans

- a. Low-Interest Loans are subject to one percent simple interest rate.
- b. If the homeowner can afford a monthly payment that will not cause total housing costs (principal, interest, taxes, and insurance) to exceed 35 percent of their monthly income, the Low Interest Loan will be amortized over the term with monthly payments due to the County.
- c. If the homeowner cannot afford monthly payments, and/or are very-low income (50% AMI or less), the Low-Interest Loans will be deferred for the term of the loan.

C. Security Requirements

Loans must be secured by a Deed of Trust, ~~which secures the Promissory Note.~~

D. Loan Terms

- ~~1. Loans may be pre-paid in part or in whole at any time and without any penalty.~~
1. The initial term of the loan is 1530 years-- for deferred loans and 15 years for amortizing loans.
2. A borrower with a deferred loan recipient may request an extension of an additional 15 years if they are low or moderate income at the maturity of their loan. The loan may be deferred for another term, or converted to an amortizing loan.

Formatted: Indent: Left: 0", Tab stops: 2", List tab + Not at 1" + 1.5"



3. An amortizing loan may be converted to a deferred loan if the borrower's income has decreased and the borrower can no longer afford monthly payments.

3.4. Loans are due and payable with interest upon sale or transfer of the property or if the home should cease to be owner occupied. Transfers that do not require repayment of the loan include the following:

- a. transfer to an existing spouse or domestic partner who is also an obligor under the note,
- b. transfer to a spouse or domestic partner where the spouse or domestic partner becomes the co-owner of the Property,
- c. transfer between spouses as part of a marriage dissolution proceeding,
- d. transfer to an existing spouse, domestic partner, or income-eligible child of borrower by devise or inheritance following the death of borrower, or
- e. transfer by borrower into an inter vivos trust in which borrower is the beneficiary

Requests for exemption from a loan payment due to any of the above transfer exclusions must be accompanied with the legal documents that established the change of ownership (i.e. divorce decree, death certificate, quit claim and/or trust).

5. Loans may be pre-paid in part or in whole at any time and without any penalty.

VI. HOUSING REHABILITATION and LEAD-BASED PAINT HAZARD CONTROL GRANTS

Formatted: Indent: Left: 2"

Formatted: Keep with next, Keep lines together

A. Introduction

Rehabilitation grants will be provided only to low and moderate income households who do not qualify for a loan due to insufficient equity in their home and owners of mobile homes. Repairs funded by grants are limited to correcting items that pose urgent health and safety threats. Grants may not be used for general repairs or improvements.

Grants up to \$5,000 for lead-based paint hazard control will be made to low and moderate income households who are living in a home built prior to 1978 and receiving a loan or grant through NPP.

B. Eligible Repairs

1. Work and items of repair eligible under the rehabilitation grant program are to be completed as available funds allow, in the following order of priority:
  - a. To make repairs and improvements necessary to the structure to correct health and safety hazards;

- b. To make other repairs and improvements to correct extreme structural deficiencies, which may include:
    - i. exterior painting
    - ii. physical modifications designed to improve the mobility of handicapped or elderly persons
    - iii. improvements to conform to code standards applicable to existing residential structure to ensure safe, decent, and sanitary housing; and
  - d. To correct any incipient deficiencies which would make it impossible for a structure to be brought to and readily maintained at code standards.
  - e. To improve energy efficiency of the dwelling through additional insulation, new windows and exterior doors, and other similar improvements.
2. Lead-based paint grants may only be used for costs associated with lead-based testing and remediation.

C. Grant Amounts

- 1. The maximum rehabilitation grant amount is \$10,000 for a mobile home or \$15,000 for a single-family dwelling.
- 2. The maximum rehabilitation grant amount may be exceeded on a case by case basis to correct serious health and safety issues as determined by the Director of the Department of Conservation and Development, ~~or designee~~ a Deputy Director, or Assistant Deputy Director.
- 3. The maximum lead-based paint grant amount is \$5,000.
- 4. An applicant may receive both a rehabilitation grant and a lead-based paint grant.

VII. ADMINISTRATION

Implementation and administration of the NPP is the responsibility of the Contra Costa County Department of Conservation and Development.

VIII. APPEALS

Any persons, firm, partnership, or corporation aggrieved by a decision pursuant to the policies of the NPP shall be afforded an opportunity for review of that decision by the Director of the Department of Conservation and Development, or designee. Upon review of the case a final decision will be rendered by the Director, subject to appeal to the Board of Supervisors, under the appeal procedures in Title 1, Chapter 14-4 in the County Ordinance Code.

APPENDIX A

Target Areas

Cities –

El Cerrito

Martinez

Oakley

Pinole

Richmond

San Pablo

Formatted: Font: Helv, Font color: Black, Spanish (Mexico)

Unincorporated County –

Bay Point

Bayview-Montalvin Manor

Byron

Crockett

East Richmond Heights

El Sobrante

Knightsen

Mountain View

North Richmond

Pacheco

Port Costa

Rodeo

Rollingwood

Tara Hills

Vine Hill

**APPENDIX B**  
**2014-2018 Income Limits**

	<b>Extremely Low (30%AMI)</b>	<b>Low (50% AMI)</b>	<b>Moderate (80% AMI)</b>
1 Person	<del>\$19,350</del> 24,400	<del>\$32,200</del> 40,700	<del>\$47,350</del> 62,750
2 Person	<del>22,100</del> 27,900	<del>36,800</del> 46,500	<del>54,100</del> 71,700
3 Person	<del>24,850</del> 31,400	<del>41,400</del> 52,300	<del>60,850</del> 80,650
4 Person	<del>27,600</del> 34,850	<del>46,000</del> 58,100	<del>67,800</del> 89,600
5 Person	<del>29,850</del> 37,650	<del>49,700</del> 62,750	<del>73,050</del> 96,800
6 Person	<del>32,050</del> 40,450	<del>53,670</del> 67,400	<del>78,450</del> 103,950
7 Person	<del>36,030</del> 43,250	<del>57,720</del> 72,050	<del>83,850</del> 111,150
8 Person	<del>40,090</del> 46,050	<del>60,750</del> 76,700	<del>89,250</del> 118,300



Contra  
Costa  
County

To: Board of Supervisors  
From: John Kopchik, Director, Conservation & Development Department  
Date: July 24, 2018

Subject: Neighborhood Preservation Program Mobile Home Loan Forgiveness

---

**RECOMMENDATION(S):**

APPROVE and AUTHORIZE forgiveness of \$364,011 of Neighborhood Preservation Program loans made to owner/occupants of mobile homes as recommended by the Conservation and Development Director.

**FISCAL IMPACT:**

No impact to the General Fund. All loans were made with 100% federal funds. (CFDA 14.218)

**BACKGROUND:**

The Department of Conservation and Development administers the Neighborhood Preservation Program (NPP). NPP provides low interest loans and grants to low-income households who own and occupy their homes. Funds are used to eliminate conditions that are detrimental to health and safety and to make modest improvements to homes. Recipients are only required to make payments on the loan under certain circumstances, such as income growing above specified levels or if the home is sold. It is common for payment to only be made at the time of sale. Payments are matched with new federal dollars and used to make additional loans under the NPP.

From 2008 through 2011, the County provided loans to owners of mobile homes to make the program consistent with the loan standards for owners of single-family homes. However, mobile home coaches do not retain or increase in value and are often unsellable when an owner moves out. This makes it

---

APPROVE  OTHER  
 RECOMMENDATION OF CNTY ADMINISTRATOR  RECOMMENDATION OF BOARD COMMITTEE

---

Action of Board On: **07/24/2018**  APPROVED AS RECOMMENDED  OTHER

Clerks Notes:

**VOTE OF SUPERVISORS**

I hereby certify that this is a true and correct copy of an action taken and entered on the minutes of the Board of Supervisors on the date shown.

ATTESTED: July 24, 2018

Contact: Kara Douglas  
925-674-7880

David J. Twa, County Administrator and Clerk of the Board of Supervisors

By: , Deputy

cc:

BACKGROUND: (CONT'D)

very difficult for recipients of mobile home loans, or their heirs, to have funds to repay the loans. Beginning in 2011, staff provided mobile home assistance as grants rather than loans. However, there are 29 mobile home loans outstanding. Staff recommends forgiving these loans due to the burden repayment places on the borrowers or their heirs. There is \$364,011 in outstanding mobile home loans. Because of the high likelihood of default, loan forgiveness will not be a burden on the program. The total outstanding NPP loan balance is approximately \$7 million.

CONSEQUENCE OF NEGATIVE ACTION:

The mobile home loans will continue as loan receivables.

ATTACHMENTS

Loan List

FIRST NAME	LAST NAME	CITY	LOAN NUMBER	LOAN AMT
	Dillard	Pacheco	2008-MH-02	\$ 8,088
Bernadette	Tryial	Bay Point	2008-MH-03	\$ 8,980
Suebeth	Wagar	Bethel Isla	2008-MH-08	\$ 10,175
Janet	Volpa	Pacheco	2008-MH-09	\$ 10,150
Marla	Gilhart	Bay Point	2009-MH-10	\$ 15,322
Diane	Hubbard	Pacheco	2009-MH-12	\$ 10,915
Penny	Kirby	Pacheco	2009-MH-14	\$ 11,815
Ron	Vigil	Pittsburg	2009-MH-15	\$ 10,611
Iva	Macahilas	San Pablo	2009-MH-16	\$ 16,865
Shirley	Velez	Bay Point	2009-MH-17	\$ 9,705
Katie and	Mathers	Pittsburg	2009-MH-18	\$ 15,111
Gale	Katz	Pacheco	2009-MH-19	\$ 13,510
Kennetta	Pickett	Bay Point	2009-MH-20	\$ 14,361
Bonnie	Banfill	Oakley	2010-MH-22	\$ 7,741
Sharon	Schutjer	Pacheco	2010-MH-23	\$ 15,075
Nancy	Kerman	Bay Point	2010-MH-25	\$ 9,006
Raul Rudy	Corral	San Pablo	2010-MH-27	\$ 13,941
Linda	Nelson	Pacheco	2010-MH-29	\$ 7,895
Mary	Wilcox	Oakley	2010-MH-30	\$ 13,630
Sandra	Macedo	Pacheco	2010-MH-31	\$ 9,977
James and	Darling	Oakley	2010-MH-33	\$ 15,035
Jack and M	Case	Brentwoo	2010-MH-35	\$ 14,585
Judith	Macedo	Oakley	2011-MH-36	\$ 14,966
Mary	Fabbri	Bethel Isla	2011-MH-38	\$ 15,000
Barbara	Gorman	Oakley	2011-MH-41	\$ 15,000

Emma Sue	Chavez	San Pablo	2011-MH-42	\$ 15,000
Juan and M	Soledad	San Pablo	2011-MH-44	\$ 14,039
Albert	Clifton	San Pablo	2011-MH-45	\$ 14,842
Silvana	Renghini	Pacheco	2011-MH-47	\$ 12,671

\$ 364,011





Contra  
Costa  
County

To: Board of Supervisors  
From: PUBLIC PROTECTION COMMITTEE  
Date: July 24, 2018

Subject: AB 109 Annual Report for FY 2016-17

---

**RECOMMENDATION(S):**

ACCEPT the FY 2016-17 AB 109 Annual Report, prepared by Resource Development Associates and recommended for acceptance by the Public Protection Committee of the Board of Supervisors and the Community Corrections Partnership.

**FISCAL IMPACT:**

The contract to prepare the Annual Report was in the amount of \$15,000. The contract was funded by the AB 109 allocation to the County Administrator's Office of Reentry and Justice.

**BACKGROUND:**

The County Administrator's Office has commissioned the preparation of an AB 109 Annual Report since FY 2014-15. The reports have been prepared by the County's contracted AB 109 data collection and evaluation firm, Resource Development Associates (RDA), in collaboration with the County's Office of Reentry and Justice and all AB 109-funded County departments/agencies/divisions, the Superior Court, and community-based organizations engaged in reentry service provision.

The AB 109 Annual Report provides an overview of AB 109-related activities undertaken in Contra Costa County during the fiscal year 2016-17, with a focus on understanding the impact of AB 109-funded County departments, divisions, programs, and contracted service providers. Toward this end, this report describes the volume and type of services provided by all of the County's AB 109 partners over the course of the year. The FY 2016-17 AB 109 Annual Report is

---

APPROVE
  OTHER  
 RECOMMENDATION OF CNTY ADMINISTRATOR
  RECOMMENDATION OF BOARD COMMITTEE

---

Action of Board On: **07/24/2018**  APPROVED AS RECOMMENDED  OTHER

Clerks Notes:

**VOTE OF SUPERVISORS**

I hereby certify that this is a true and correct copy of an action taken and entered on the minutes of the Board of Supervisors on the date shown.

ATTESTED: July 24, 2018

Contact: L. DeLaney,  
925-335-1097

David J. Twa, County Administrator and Clerk of the Board of Supervisors

By: , Deputy

cc:



## BACKGROUND: (CONT'D)

### Attachment A.

Contra Costa County has responded to AB 109 Public Safety Realignment in a manner that has allowed the County to provide supervision and services to the AB 109 population, while building a collaborative reentry infrastructure to support the reentry population's successful reintegration into the community. The County has followed best practice models in establishing access to services through the West County Reentry Success Center's "one-stop" model and the Central & East Reentry Network's "no wrong door" approach.

During the 2016/17 Fiscal Year a number of key changes and investments further refined the County's approach to AB 109, as well as reentry more generally. These included:

- Contracting with HealthRIGHT360 to operate the Central-East Reentry Network of Services in order to improve coordination and service delivery;
- Establishing the Office of Reentry and Justice as a 2.5 year pilot of the County Administrator's Office to align and advance the County's public safety realignment, reentry, and justice programs and initiatives;
- Development of a Pre-release Planning Pilot Program to create a more seamless custody-to-community reentry process; and
- Increasing investments in housing services and supports to address the rising cost of housing.

The Public Protection Committee received the report at its May 23, 2018 meeting and recommended its acceptance by the Board of Supervisors. The Community Corrections Partnership also received the report at its June 1, 2018 meeting and made the same recommendation.

## CONSEQUENCE OF NEGATIVE ACTION:

The FY 2016-17 AB 109 Annual Report will not be accepted as the official report of AB 109 activities for the year.

## ATTACHMENTS

Attachment A: FY 2016-17 AB 109 Annual Report

# Public Safety Realignment in Contra Costa County

---

AB 109 Annual Report for Fiscal Year 2016/17



Report prepared by Resource Development Associates (RDA)





## Community Corrections Partnership of Contra Costa County

Todd Billeci, Chief Probation Officer, Chair	Donna Van Wert, Workforce Development Director
David Livingston, Sheriff of Contra Costa County	Roosevelt Terry, Community Based Organizations Representative
Allwyn Brown, Richmond Police Chief, Rep. of Police Chiefs' Association	Kathy Gallagher, Employment and Human Services Director
Mark Peterson, District Attorney ( <i>res.</i> )	Cynthia Belon, Behavioral Health Director
Stephen Nash, Superior Court designee	David J. Twa, County Administrator
Robin Lipetzky, Public Defender	Fatima Matal Sol, Alcohol and Other Drugs Director
Devorah Levine, Victim's Representative	Karen Sakata, County Superintendent of Schools

### Staff Assigned to CCP

- Timothy M. Ewell, Senior Deputy County Administrator
- Lara DeLaney, Office of Reentry and Justice Acting Director
- Donte Blue, Office of Reentry and Justice Deputy Director



# Table of Contents

Introduction to the Report.....	6
A Note on Data.....	6
Realignment in Contra Costa County.....	8
Legislative Impacts of AB 109 .....	8
Contra Costa County’s Approach to Public Safety Realignment.....	9
County Department, Division, and Program Impacts (FY 16/17) .....	11
Behavioral Health Services.....	11
Alcohol and Other Drugs Division .....	11
Homeless Program.....	13
Mental Health Division .....	14
Public Benefits .....	14
Health Services: Detention Health Services.....	15
District Attorney’s Office .....	16
Office of the Public Defender .....	19
Pretrial Services .....	22
Probation Department.....	24
Sheriff’s Office.....	27
Workforce Development Board.....	32
Community Based Service Providers .....	33
Shared values/approach (EBPs, TIC approach, etc.).....	33
Overview of AB 109 community partnerships.....	33
West County Reentry Success Center.....	34
Central & East Network Reentry System of Services.....	35



**Contra Costa County**  
*Public Safety Realignment Annual Report: FY 16/17*

---

Employment Support and Placement Services..... 39

Short and Long-Term Housing Access..... 40

Peer and Mentoring Services..... 42

Legal Services ..... 43

Family Reunification ..... 44

AB 109 Population Outcomes ..... 46

    Violations ..... 46

    New Charges and Convictions..... 47

Looking Ahead..... 48



# Table of Figures

Figure 1: Outpatient Treatment Services.....	12
Figure 2: Residential Detoxification Services .....	12
Figure 3: Residential Treatment Services .....	13
Figure 4: AB 109 individuals provided Homeless Services.....	13
Figure 5: Total bed-nights utilized by AB 109 population.....	14
Figure 6: Clients referred to, screened for, and received Forensic Mental Health services .....	14
Figure 7: Medi-Cal intakes and approvals.....	15
Figure 8: DHS needs assessments and intake screenings for AB 109 inmates .....	15
Figure 9: Types of DHS sick calls for AB 109 inmates.....	16
Figure 10: Number of AB 109 sentences as a percentage of all felony sentences, by FY 16/17 quarter... 17	
Figure 11: Number of AB 109 sentences as a percentage of all felony sentences, all FY 16/17 .....	17
Figure 12: Types of sentences as a percentage of all AB 109 sentences, by FY 16/17 quarter .....	18
Figure 13: Types of sentences as a percentage of all AB 109 sentences, all FY 16/17 <sup>2</sup> .....	18
Figure 14: Types of AB 109 supervision revocations, by FY 16/17 quarter .....	18
Figure 15: Types of supervision revocations as a percentage of all AB 109 revocations, all.....	19
Figure 16: Clients referred to Social Worker by PD and community service providers by Social Worker . 20	
Figure 17: Number and percentage of clients released on OR, by FY 16/17 quarter.....	20
Figure 18: Number and percentage of ACER dispositions, by FY 16/17 quarter .....	21
Figure 19: Clean Slate petitions filed, granted, or denied, by FY 16/17 quarter .....	21
Figure 20: PTS clients assessed for pre-trial risk, by FY quarter 16/17 .....	22
Figure 21: Assessed pre-trial risk levels, all FY 16/17 .....	23
Figure 22: Risk-level distribution of clients starting pre-trial supervision, by quarter .....	23
Figure 23: Pre-trial supervision case closures, by quarter .....	24




**Contra Costa County**
*Public Safety Realignment Annual Report: FY 16/17*


---

Figure 24: Unsuccessful pre-trial supervision case closures, by type, by quarter .....	24
Figure 25: Newly processed AB 109 cases, by classification, by quarter .....	25
Figure 26: Total AB 109 cases under supervision during FY 16/17 .....	25
Figure 27: Average AB 109 population under County supervision, by classification, by quarter .....	26
Figure 28: Initial CAIS risk levels, all FY 16/17 .....	26
Figure 29: AB 109 supervision population CAIS-assessed needs, all FY 16/17 .....	27
Figure 30: AB 109 bookings, by type – Martinez Detention Facility .....	28
Figure 31: AB 109 bookings, by type – West County Detention Facility .....	28
Figure 32: AB 109 bookings, by type – Marsh Creek Detention Facility .....	29
Figure 33: Average daily jail population, AB 109 vs. non-AB 109 .....	29
Figure 34: Average daily AB 109 population – Martinez Detention Facility .....	30
Figure 35: Average daily AB 109 population – West County Detention Facility .....	30
Figure 36: Average daily AB 109 population – Marsh Creek Detention Facility .....	30
Figure 37: Average custodial time served by AB 109 clients, by population type .....	31
Figure 38: PRCS flash incarcerations, by FY 16/17 quarter .....	46
Figure 39: Percentage and number of 1170(h) cases revoked in FY 16/17 .....	47
Figure 40: Percentage and number of PRCS cases revoked in FY 16/17 .....	47
Figure 41: AB 109 clients with new charges and/or new criminal convictions during FY 16/17, by AB 109 classification type .....	47



## Introduction to the Report

---

This report provides an overview of AB 109-related activities undertaken in Contra Costa County during the fiscal year 2016/17, with a focus on understanding the impact of AB 109-funded County departments, divisions, programs, and contracted service providers. Toward this end, this report describes the volume and type of services provided by all of the County's AB 109 partners over the course of the year.

As context for these activities, the report begins with an overview of the legislative impact of AB 109 on California counties and a discussion of Contra Costa County's response to Public Safety Realignment. This is followed by an in-depth look at the AB 109-related supervision and services provided by each of Contra Costa County's AB 109-funded departments, divisions, and programs, as well as the cross-departmental Pre-trial Services program.<sup>1</sup> The County departments, divisions, and programs included in this report, listed in alphabetical order, are:

- Behavioral Health Services
- Health Services: Detention Health Services
- District Attorney's Office
- Office of the Public Defender
- Pre-trial Services
- Probation Department
- Sheriff's Office
- Workforce Development Board

After summarizing the implementation and impact of AB 109 across County departments, divisions, and programs, this report describes the services provided by AB 109-contracted community based organizations. Finally this report concludes with an overview of AB 109 population outcomes and a discussion of the County's AB 109 priorities moving forward.

### A Note on Data

The report development team worked with each County AB 109-funded department, division, and program, as well as 11 community-based organizations ("CBOs") contracted to provide AB 109 services, to obtain the data necessary for the following report. Because data were collected across a variety of agencies that track AB 109 client measures differently, we caution against making direct comparisons from figures across agency sections. Moreover, because each agency has a separate data system and tracks AB 109 client data disparately, some measures such as the percentage of the AB 109 population

---

<sup>1</sup> Contra Costa County also provides \$200,405 in AB 109 funding to the County Superior Court to support courtroom operations. This funding pays for two courtroom clerks to expedite case file processing and data entry.



**Contra Costa County**

*Public Safety Realignment Annual Report: FY 16/17*

---

under supervision with new criminal charges and/or convictions during FY 16/17 could not be calculated without tracking individuals across departments, divisions, and programs.



# Realignment in Contra Costa County

## Legislative Impacts of AB 109

Largely a response to prison overcrowding in California, the Public Safety Realignment Act (Assembly Bill 109 (“AB 109”)) was signed into law in 2011, taking effect on October 1, 2011. AB 109 transferred the responsibility of supervising specific lower-level incarcerated individuals and parolees from the California Department of Corrections and Rehabilitation (“CDCR”) to counties, realigning three major areas of the criminal justice system. Specifically, AB 109:

- ❖ Transferred the location of incarceration for individuals incarcerated for lower-level offenses (specified non-violent, non-serious, non-sex offenders) from state prison to local county jail and provided for an expanded role for post-release supervision for these individuals;
- ❖ Transferred the responsibility for post-release supervision of individuals incarcerated for lower-level offenses (those released from prison after having served a sentence for a non-violent, non-serious, and non-sex offense) from the state to the county level by creating a new category of supervision called Post-Release Community Supervision (“PRCS”);
- ❖ Shifted the responsibility for processing certain parole revocations from the state Parole Board to the local court system; and
- ❖ Shifted the responsibility for housing revoked supervision clients affected by the above changes from CDCR to county detention facilities.

There are three new populations for which the County is now responsible for housing and supervising, all classified under AB 109. These populations include:

- ❖ **Post-Release Community Supervisees:** County Probation Departments now supervise a specified population of incarcerated individuals discharging from prison whose commitment offense was non-violent and non-serious.
- ❖ **Parolees:** Parolees – excluding those serving life terms – who violate the terms of their parole serve any detention sanction in the local jail rather than state prison. In addition, as of July 1, 2013 local courts are now responsible for parole revocation hearings for parolees who violate the terms of their parole, rather than the state Parole Board.
- ❖ **1170(h) Sentenced defendants:** Individuals convicted of non-violent or non-serious felonies serve their sentence under the jurisdiction of the county instead of state prison. Sentences are now



## Contra Costa County

### Public Safety Realignment Annual Report: FY 16/17

served either in county jail, on felony probation or on a split sentence (where part of the term is served in jail and part under supervision by the county Probation Department).

In addition to transferring the responsibility of housing and supervising these populations from the state to the County, AB 109 also required that the County use AB 109 funding towards building partnerships with local health and social service agencies and community based services to provide supportive services designed to facilitate the successful reentry and reintegration of AB 109 individuals into the community and reduce the likelihood that they would recidivate.

## Contra Costa County's Approach to Public Safety Realignment

After the enactment of AB 109, the Executive Committee of Contra Costa County's Community Corrections Partnership ("CCP") developed an AB 109 Public Safety Realignment Implementation Plan approved by the County's Board of Supervisors. During the first two years of Public Safety Realignment, the County focused on absorbing the impacts of AB 109 across County departments, divisions, and programs using data to inform decision making around how best to prepare for housing and supervising the AB 109 population. During this time Contra Costa County also established an AB 109 Operational Plan and worked towards developing a coordinated reentry infrastructure, emphasizing the use of evidence based practices ("EBPs") for serving the AB 109 reentry population.

In the years since then, Contra Costa County's approach to AB 109 implementation has largely centered on developing formalized partnerships between different law enforcement agencies, as well as partnerships between law enforcement agencies and health or social service agencies, such as Behavioral Health Services ("BHS") and AB 109-contracted community-based organizations ("CBOs"). For instance, the Sheriff's Department and Probation have increased coordination with each other so that Deputy Probation Officers ("DPOs") have greater access to County jails than they did prior to AB 109. Probation has also increased communication and collaboration with BHS and AB 109-contracted CBOs resulting in a greater number of referrals to reentry support services that are in place to help returning citizens successfully reintegrate into the community.

During the 2016/17 Fiscal Year a number of key changes and investments further refined the County's approach to AB 109, as well as reentry more generally. These included:

- ❖ Contracting with HealthRIGHT360 to operate the Central-East Reentry Network of Services in order to improve coordination and service delivery;
- ❖ Establishing the Office of Reentry and Justice as a 2.5 year pilot of the County Administrator's Office to align and advance the County's public safety realignment, reentry, and justice programs and initiatives;
- ❖ Development of a Pre-release Planning Pilot Program to create a more seamless custody-to-community reentry process; and
- ❖ Increasing investments in housing services and supports to address the rising cost of housing.



**Contra Costa County**

*Public Safety Realignment Annual Report: FY 16/17*

---

RDA utilized the annual report template developed previously to compile the following FY 2016/17 AB 109 Annual Report.



# County Department, Division, and Program Impacts (FY 16/17)

Public Safety Realignment shifted the responsibility of housing and supervising certain individuals incarcerated for lower-level offenses from the state to the County, and also required that the County use AB 109 funding towards building partnerships between County departments, divisions, and programs to provide coordinated and evidence-based supervision of, and services for, the AB 109 reentry population. The sections below summarize how AB 109 has impacted County departments, divisions, and programs by highlighting the volume and types of supervision and services provided to the AB 109 population across the County.

## Behavioral Health Services

**Table 1: Funding Allocation for BHS**

Program Expenditure	FY 15/16	FY 16/17
Staff	\$ 1,011,070	\$ 1,092,651
Operating	\$ 903,646	\$ 1,150,781
<b>Total</b>	<b>\$ 1,914,716</b>	<b>\$ 2,243,433</b>

The BHS Division combines Alcohol and Other Drugs Services (“AODS”), the Homeless Program, Forensic Mental Health Services, and Public Benefits into an integrated system of care. BHS partners with clients, families, and community-based organizations to provide services to the AB 109 population. While BHS provided services for the reentry population prior to the start of AB 109, Realignment resulted in an increased focus on and funding for serving these clients. The sections below demonstrate the number of AB 109 individuals receiving services from each department, division, and program over the course of the 2016/17 fiscal year.

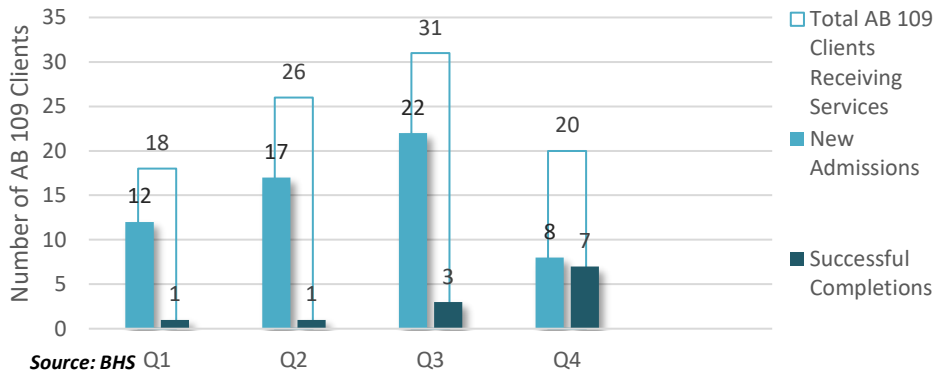
## Alcohol and Other Drugs Division

The AODS division of BHS operates a community-based continuum of substance abuse treatment services to meet the level of care needs for each AB 109 client referred. As shown in Figure 1, AODS provided outpatient services to an increasing number of AB 109 clients throughout the first three quarters of FY 16/17. During the entire FY, 59 clients were admitted to outpatient treatment and 12 successfully completed outpatient treatment services.



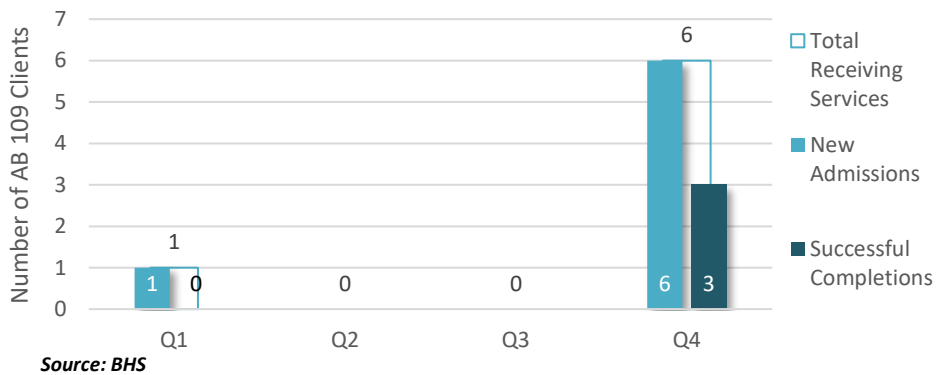
**Contra Costa County**  
Public Safety Realignment Annual Report: FY 16/17

**Figure 1: Outpatient Treatment Services**



For AB 109 clients in need of acute withdrawal services, AODS provides residential detoxification treatment. During FY 16/17, AODS providers admitted 7 AB 109 clients to residential detox. As shown in Figure 2, 3 clients successfully completed residential detox during that year.

**Figure 2: Residential Detoxification Services**

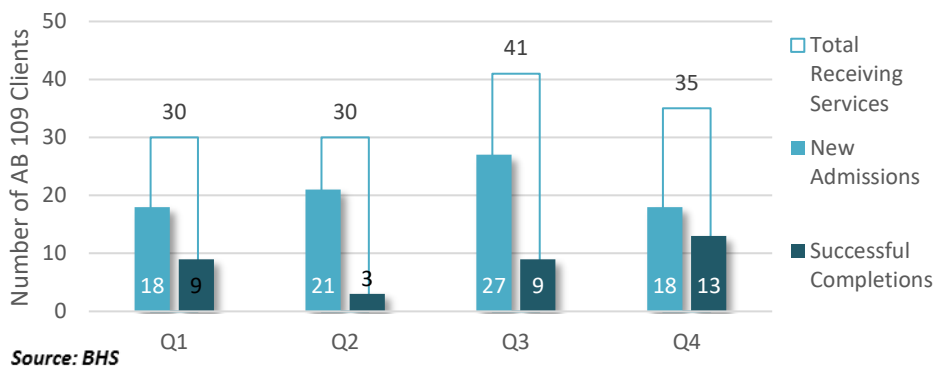


AODS also provides residential substance abuse treatment to clients on AB 109 supervision. As shown in Figure 3, AODS provided residential treatment services to an increasing number of AB 109 clients for the first three quarters of the year. During FY 16/17 the County admitted 84 AB 109 clients to residential treatment, and 34 clients successfully completed residential services. Additionally, the number of clients completing services increased in the fourth quarter.





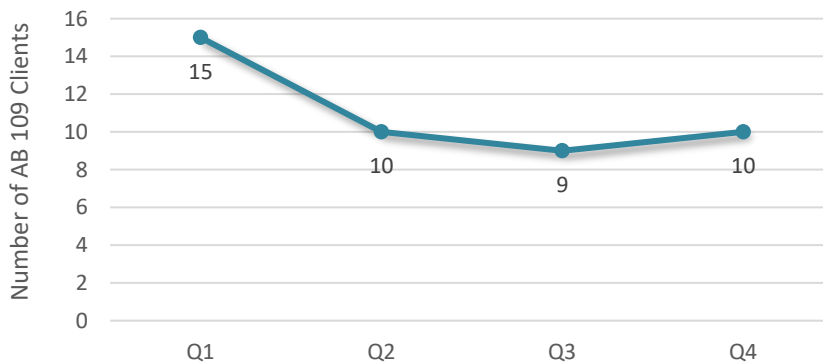
**Figure 3: Residential Treatment Services**



## Homeless Program

In FY 16/17, the County’s Homeless Program<sup>2</sup> served 15 AB 109 individuals in the first quarter, 10 in the second, 9 in the third, and 10 in the fourth, as shown in Figure 4.

**Figure 4: AB 109 individuals provided Homeless Services**



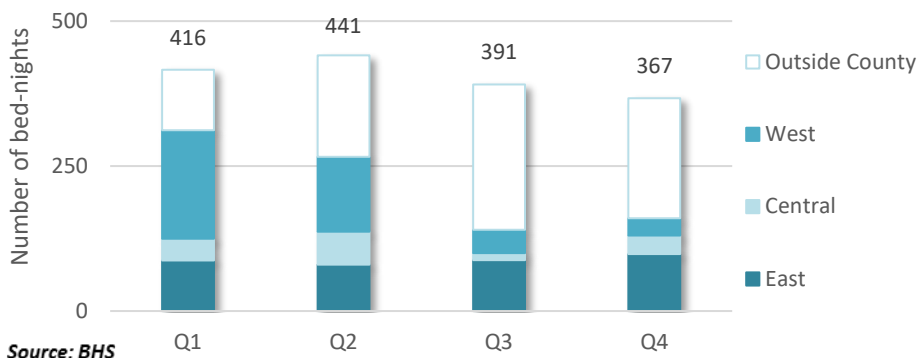
The total number of bed-nights utilized by the AB 109 population are provided in Figure 5 below, which shows 1,615 bed-nights were utilized both in and out of the county during the fiscal year.

<sup>2</sup> Although the County’s Homeless Program is listed in the Behavioral Health Services section of this report, please note that Homeless Services are actually provided through the Homeless Program’s association with the Health, Housing, and Homeless Services Division.



**Contra Costa County**  
 Public Safety Realignment Annual Report: FY 16/17

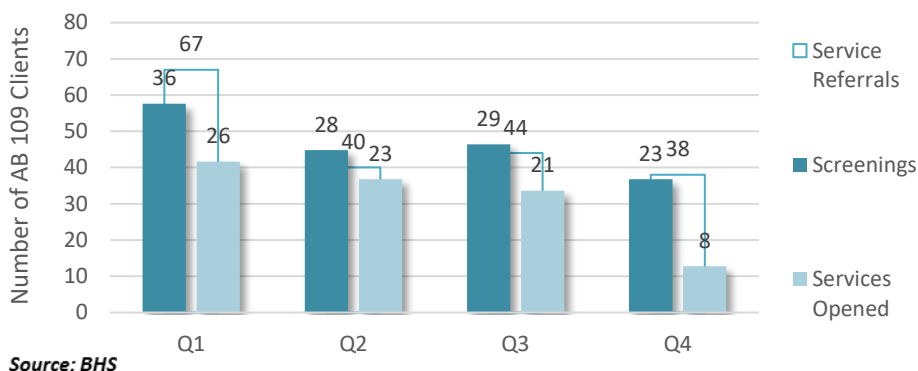
**Figure 5: Total bed-nights utilized by AB 109 population**



**Mental Health Division**

Forensics Mental Health collaborates with Probation to support successful community reintegration of individuals with co-occurring mental health and substance related disorders. Services include assessment, groups and community case management. As indicated in Figure 6, Probation referred 189 AB 109 clients to Fornesic Mental Health services, of whom 116 received mental health screenings, and from which 78 opened services.

**Figure 6: Clients referred to, screened for, and received Forensic Mental Health services**



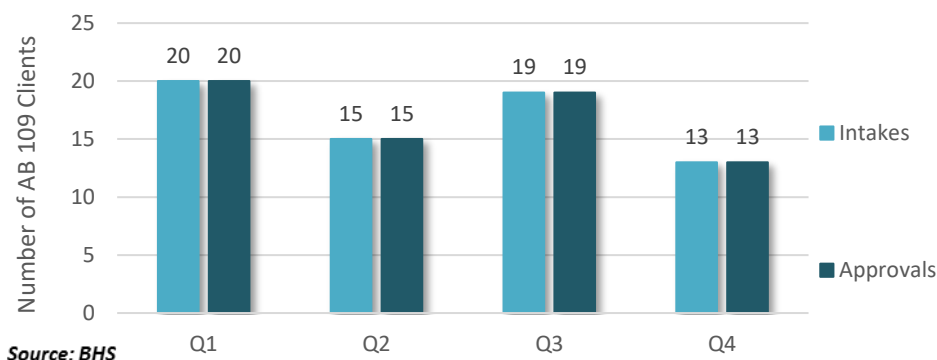
**Public Benefits**

BHS also assists AB 109 clients with applying for public benefits, including Medi-Cal, General Assistance, CalFresh, and Social Security Disability Income/Supplemental Security Income (“SSDI/SSI”). Figure 7 displays the number of AB 109 clients assisted with applications for Medi-Cal in FY 16-17, and the number of applications approved by the State.





**Figure 7: Medi-Cal intakes and approvals**



In contrast, no data was available on whether AB 109 clients were assessed for or enrolled in other benefits, such as General Assistance, CalFresh, and SSDI/SSI benefit applications than Medi-Cal applications. Given that such data was available in prior years, it is not clear why BHS was unable to provide it for this year.

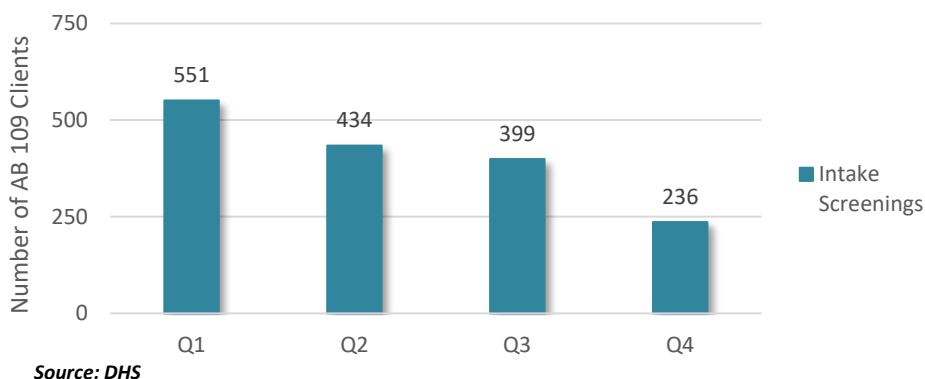
### Health Services: Detention Health Services

**Table 2: Budget Allocation for DHS**

Program Expenditure	FY 15/16	FY 16/17
Staff	\$ 1,055,562	\$ 1,055,562
<b>Total</b>	<b>\$ 1,055,562</b>	<b>\$ 1,055,562</b>

Contra Costa County’s Detention Health Services Department (“DHS”) provides health care to all incarcerated individuals – including AB 109 individuals – housed within the County. DHS provides in-custody access to nurses, doctors, dentists, mental health clinicians, and psychiatrists who provide medical and mental health care for all AB 109 individuals in custody. The County’s detention facilities provide basic health screenings to all new individuals in custody, including AB 109 individuals. Figure 8 displays the number of AB 109 individuals who were provided intake health screening across each quarter of FY 16/17.

**Figure 8: DHS needs assessments and intake screenings for AB 109 inmates**

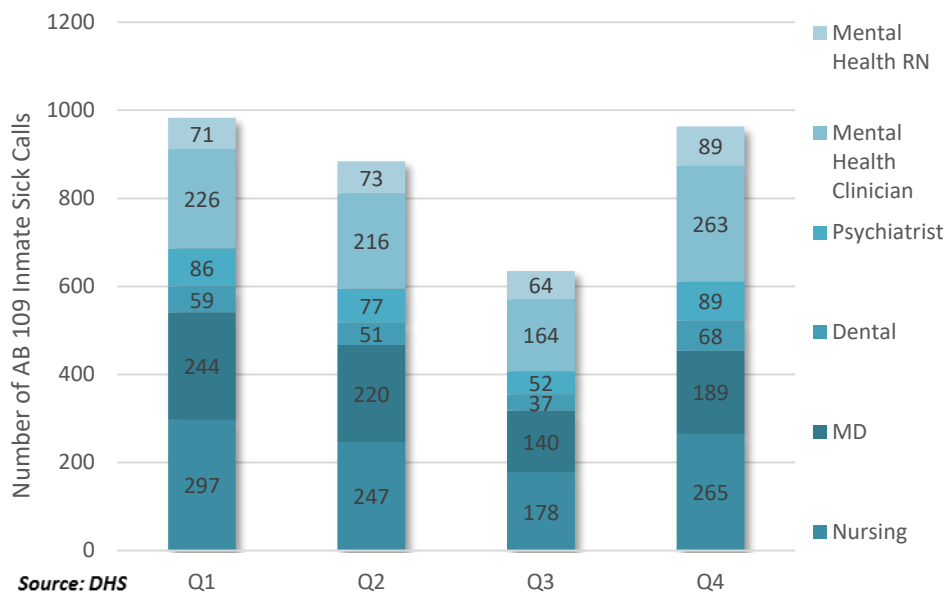




**Contra Costa County**  
Public Safety Realignment Annual Report: FY 16/17

In addition to these screenings, DHS provides an array of health-related services to all individuals incarcerated in the County’s detention facilities, including physical, behavioral, and dental care. Figure 9 displays the distribution of sick calls (e.g., in-person appointments) provided for AB 109 individuals in FY 16/17.

**Figure 9: Types of DHS sick calls for AB 109 inmates**



**District Attorney’s Office**

**Table 3: Budget Allocation for the DA FY 16/17**

Program Expenditure	Current FY 16/17
Salaries & Benefits: Victim Witness Program	\$ 87,434
Salaries & Benefits: Arraignment Program	\$ 592,516
Salaries & Benefits: Reentry/DV Program	\$ 606,169
Salaries & Benefits: ACER Clerk	\$ 89,624
Salaries & Benefits-Add (1) Gen’l Clerk	\$68,059
Ceasefire Coordinator Program	\$110,000
Operating Costs	\$ 82,995
<b>Total</b>	<b>\$ 1,636,797</b>

**Table 4: Budget Allocation for the DA FY 15/16**

Program Expenditure	FY 15/16
Salaries & Benefits:	\$ 1,122,727
Operating Costs	\$ 134,189
<b>Total</b>	<b>\$ 1,256,916</b>

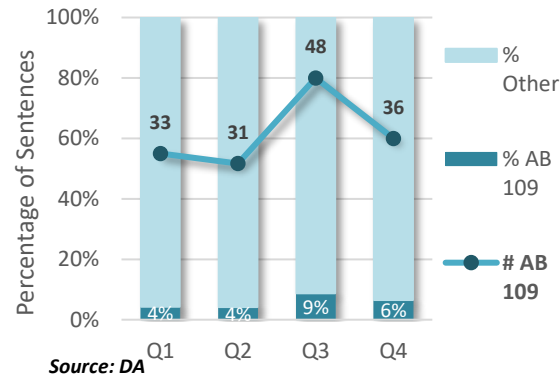




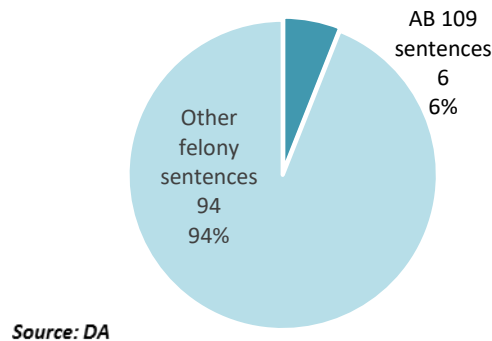
**Contra Costa County**  
Public Safety Realignment Annual Report: FY 16/17

The District Attorney's Office ("DA") functions to protect the community by prosecuting crimes and recommending sentences intended to increase public safety. Certain felony charges, if convicted, result in AB 109 sentences. As shown in both Figure 10 and Figure 11 below, only 148 of all convicted felonies in the County in FY 16/17 —fewer than 10% overall—resulted in AB 109 sentences.

**Figure 10: Number of AB 109 sentences as a percentage of all felony sentences, by FY 16/17 quarter**



**Figure 11: Number of AB 109 sentences as a percentage of all felony sentences, all FY 16/17**

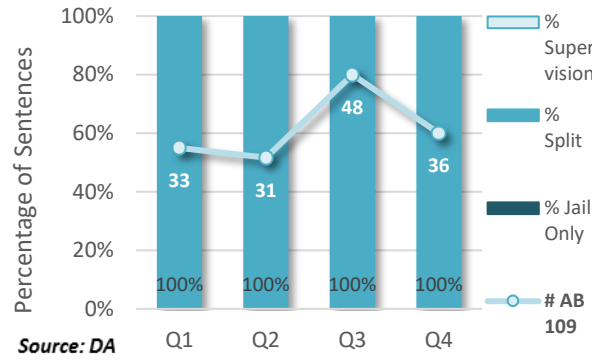


The Court may sentence a convicted AB 109 individual to either local custody or a split sentence, which entails local incarceration followed by Probation supervision. Increasing evidence shows that split sentences lead to better outcomes, and the County's District Attorney has been a statewide leading advocate for split sentences. As shown in both Figure 12 and Figure 13, 100% of AB 109 sentences in the County were a combination of custody and supervision. Sentences labeled "Supervision" are instances where individuals were sentenced to custody and supervision as well; in these instances, individuals were released upon sentencing after receiving credit for time served prior to their sentence.

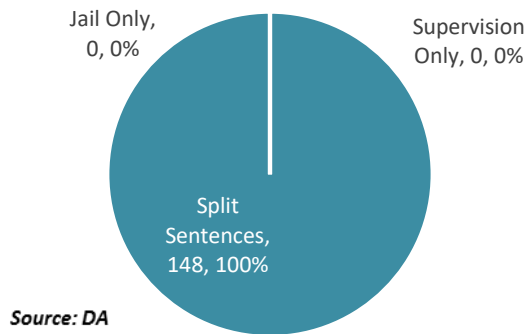


**Contra Costa County**  
Public Safety Realignment Annual Report: FY 16/17

**Figure 12: Types of sentences as a percentage of all AB 109 sentences, by FY 16/17 quarter<sup>3</sup>**

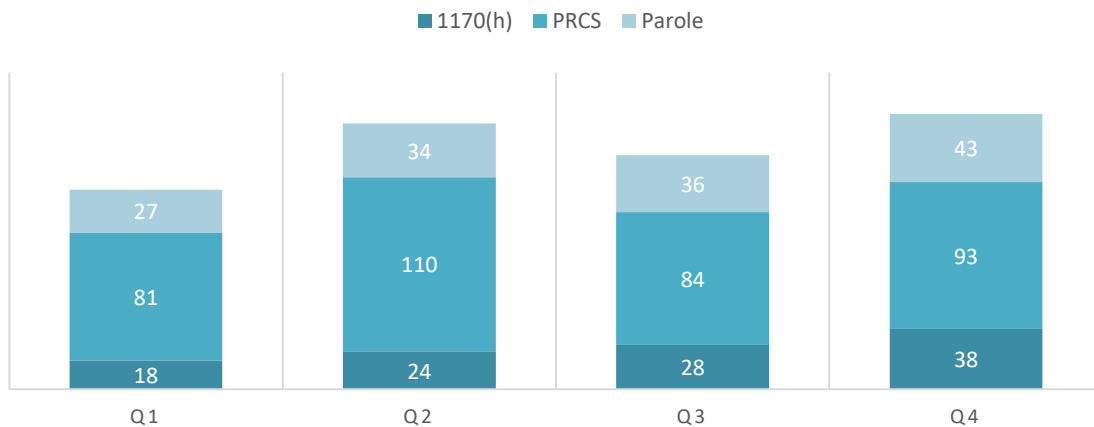


**Figure 13: Types of sentences as a percentage of all AB 109 sentences, all FY 16/17<sup>3</sup>**



Additionally, the DA can initiate supervision revocations for probation and parole violations. Figure 14 and Figure 15 illustrate the number of AB 109 supervision revocations in FY 16/17, by AB 109 classification types.

**Figure 14: Types of AB 109 supervision revocations, by FY 16/17 quarter**



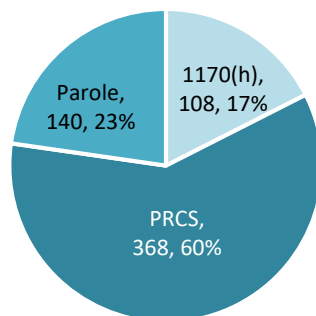
<sup>3</sup> Only includes new 1170(h) sentences.





**Contra Costa County**  
Public Safety Realignment Annual Report: FY 16/17

**Figure 15: Types of supervision revocations as a percentage of all AB 109 revocations, all FY 16/17**



Source: DA

## Office of the Public Defender

**Table 5: Budget Allocation for the PD FY 16/17**

Program Expenditure	Current FY
Salaries & Benefits: Clean Slate/ Client Support	\$ 316,930
Salaries & Benefits: ACER Program	\$ 697,958
Salaries & Benefits: Reentry Coordinator	\$ 257,399
Salaries & Benefits: Failure to Appear Program	\$ 151,080
<b>Total</b>	<b>\$ 1,423,367</b>

**Table 6: Budget Allocation for the PD FY 15/16**

Program Expenditure	FY 15/16
Salaries & Benefits	\$ 1,166,572
<b>Total</b>	<b>\$ 1,166,572</b>

The main role of the Public Defender within AB 109 implementation is to provide legal representation, assistance, and services for indigent persons accused of crimes in the County. Before the adjudication process begins, the County's AB 109 funds enable the Office of the Public Defender to provide paralegal and attorney staffing for the Arraignment Court Early Representation ("ACER"), the Pre-trial Services ("PTS") programs, and the Early Representation Program. Both the ACER and PTS programs are designed to reduce the County's custodial populations; by ensuring the presence of attorneys at defendants' initial court appearances, ACER is intended to increase the likelihood that appropriate defendants will be released on their own recognizance ("OR") for the duration of the court process and allow for the expedited resolution of cases. PTS supports reduced Pre-trial detention by providing judges with greater information with which to make bail and Pre-trial detention decisions, and by providing Pre-trial supervision of individuals who are deemed appropriate for release. The Early Representation Program is designed to lower the Failure to Appear (FTA) rate by providing early representation services to those who receive misdemeanor citations from the Antioch Police Department.

County AB 109 funds also support a social worker who provides social service assessments and referrals for clients needing additional support and prepares social history reports for court proceedings. The Office

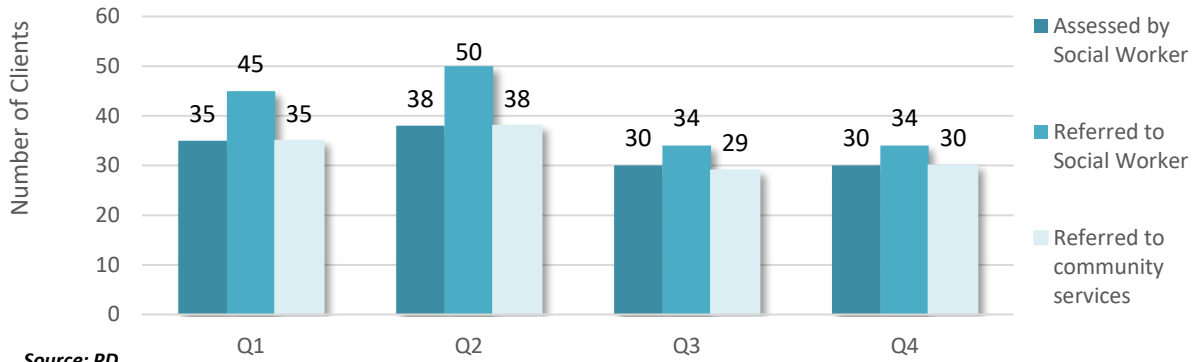


**Contra Costa County**  
**Public Safety Realignment Annual Report: FY 16/17**

also provides a suite of post-conviction Clean Slate services including advocacy for expungement and record sealing, obtainment of certificates of rehabilitation, motion for early termination, and petitions for factual innocence.

During FY 16/17, the social worker in the Office of the Public Defender assessed 133 defendants for social service needs and referred 132 of these individuals to community-based services intended to help address identified needs.

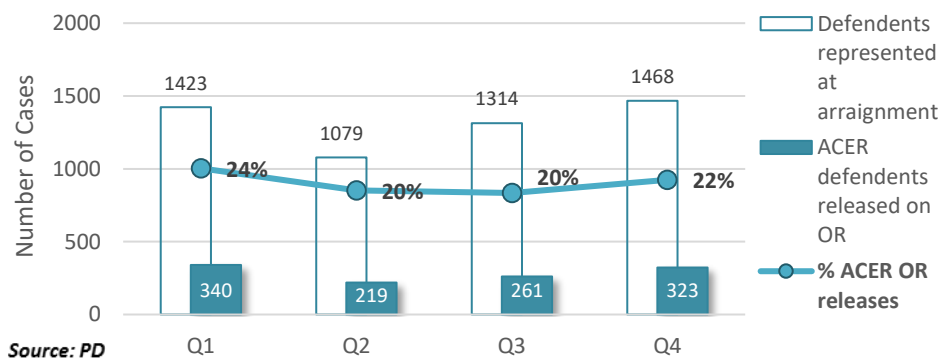
**Figure 16: Clients referred to Social Worker by PD and community service providers by Social Worker**



Source: PD

The ACER collaboration between the Office of the Public Defender and the District Attorney’s Office has resulted in thousands of defendants receiving representation at arraignment and does appear to facilitate both Pre-trial releases and early case resolution. As Figure 17 shows, more than 5,284 defendants were represented at arraignment though the ACER program; of these between approximately 20% and 24% were released on their own recognizance.

**Figure 17: Number and percentage of clients released on OR, by FY 16/17 quarter**



Source: PD



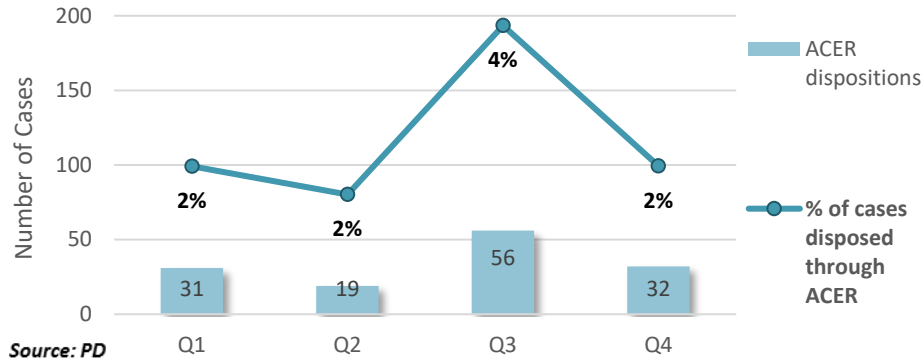




**Contra Costa County**  
Public Safety Realignment Annual Report: FY 16/17

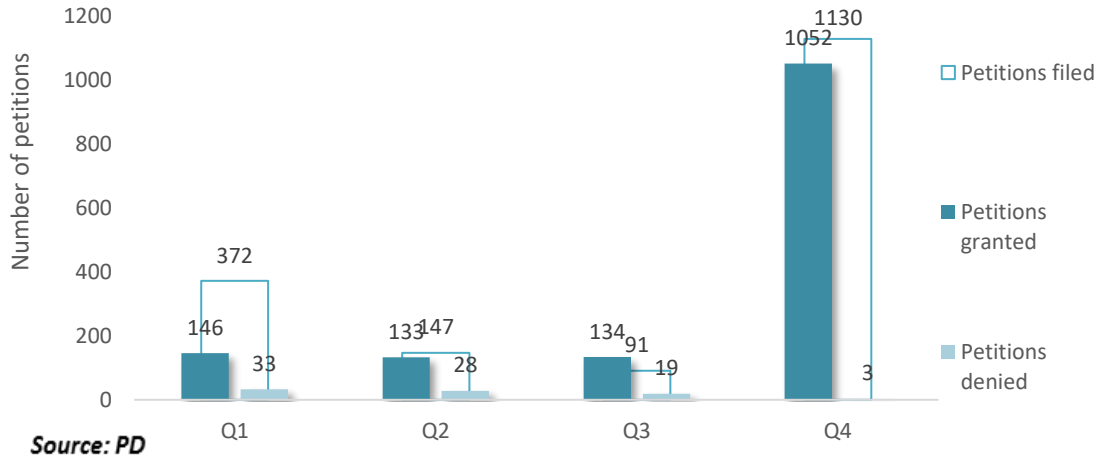
A smaller but still sizeable percentage of criminal cases were also disposed through ACER. Across the year, 138 cases were disposed at arraignment, comprising between 2% and 4% of all cases that went through the ACER process.<sup>4</sup>

**Figure 18: Number and percentage of ACER dispositions, by FY 16/17 quarter**



In addition to these services, the Office of the Public Defender dedicated significant efforts to Clean State services. As Figure 19 shows, the Office of the Public Defender filed 1,740 Clean Slate petitions. Over the same period of time, 1,465 Clean Slate petitions were granted and 83 were denied<sup>5</sup>. (Due to time lags between the filing of petitions and the review thereof, the number of petitions ruled on does not align with the number filed.)

**Figure 19: Clean Slate petitions filed, granted, or denied, by FY 16/17 quarter**



<sup>4</sup> This includes only felony cases resolved at arraignment and does not include misdemeanor or probation violations resolved by the ACER attorneys.

<sup>5</sup> This estimate only includes expungement dismissal petitions and not Proposition 47 Felonies.





## Pre-trial Services

**Table 7: Budget Allocation for PTS FY 16/17**

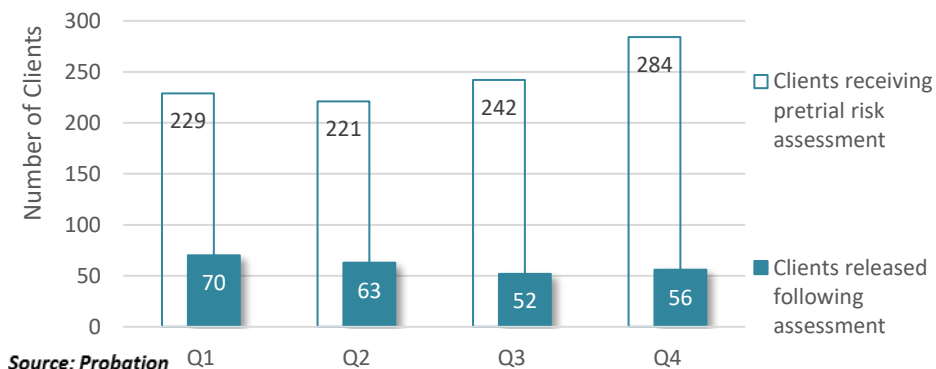
Program Expenditure	FY 16/17
Salaries & Benefits	\$ 866, 863
Operating Costs	\$75, 497
<b>Total</b>	<b>\$ 942, 360</b>

**Table 8: Budget Allocation for PTS FY 16/17**

Program Expenditure	FY 15/16
Salaries & Benefits: Probation	\$ 678,056
Salaries & Benefits: Public Defender	\$ 149,182
Operating Costs	\$ 10,197
<b>Total</b>	<b>\$ 837,435</b>

PTS is a collaboration between the Office of the Public Defender, the District Attorney, Sheriff’s Office, Probation, and the Court that is aimed at reducing the pre-trial custody population. Paralegals screen all eligible individuals scheduled for arraignment, and qualifying clients are then assessed for risk utilizing a validated assessment tool. The numbers of PTS clients assessed for risk, and then released pre-trial following the assessment are shown below in Figure 20.

**Figure 20: PTS clients assessed for pre-trial risk, by FY quarter 16/17**

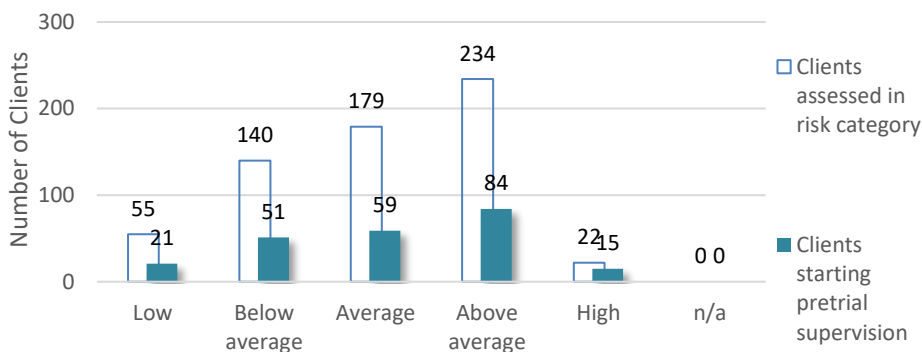


There are five categories of risk: low, below average, average, above average, and high, although some clients are screened for Pre-trial assessment but do not receive a score due to a lack of necessary information available at the time of assessment. Figure 21 displays the distribution of risk levels in FY 16/17, showing that most of clients scored above average during this period. Clients assessed as average or above average risk were more likely to be released onto pre-trial supervision than clients who were average risk and below.



**Contra Costa County**  
Public Safety Realignment Annual Report: FY 16/17

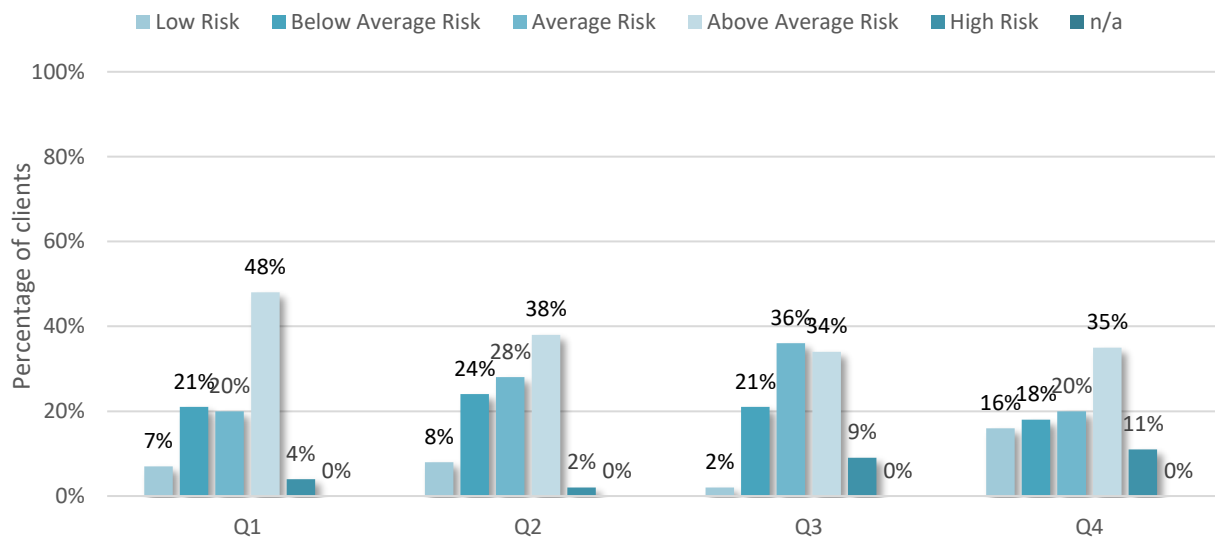
**Figure 21: Assessed pre-trial risk levels, all FY 16/17**



Source: Probation

Figure 22 demonstrates that throughout FY 16/17, the Court did release a higher proportion of above average risk clients, with the exception of quarter 3 when a higher proportion of average risk clients were released.

**Figure 22: Risk-level distribution of clients starting pre-trial supervision, by quarter**



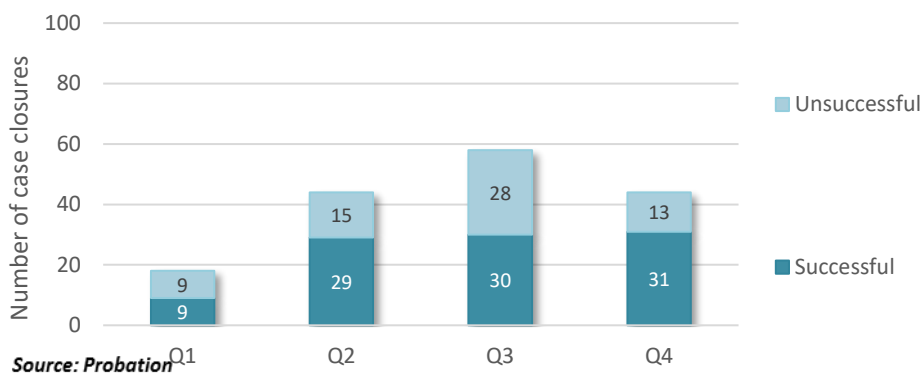
Source: Probation

As Figure 23 shows, among all individuals under pre-trial supervision whose case closed during FY 16/17, most successfully closed their cases, meaning that clients successfully appeared at their court dates and were not charged with any new offense while going through the court process. Because going through the court process can take months or years, the number of individuals whose pre-trial supervision cases closed is smaller than the number of individuals who started pre-trial supervision over the year.



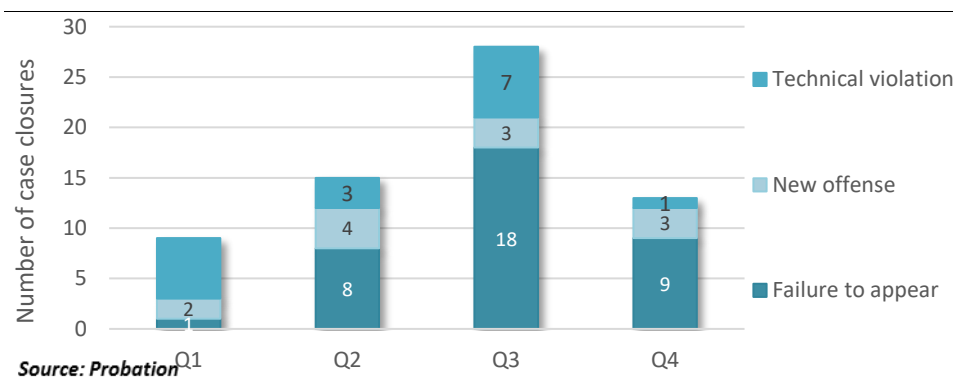
**Contra Costa County**  
Public Safety Realignment Annual Report: FY 16/17

**Figure 23: Pre-trial supervision case closures, by quarter**



Despite overall success of PTS clients, a sizeable minority of clients do not successfully complete the program. As Figure 24 shows, this is usually due to a client’s failure to appear at his/her court date, although this is sometimes due to a client being charged with a new criminal offense or being returned to custody for a technical violation of the terms of pre-trial supervision.

**Figure 24: Unsuccessful pre-trial supervision case closures, by type, by quarter**



## Probation Department

**Table 9: Budget Allocation for Probation**

Program Expenditure	FY 15/16	FY 16/17
Salaries & Benefits	\$ 2,256,596	\$ 2,489,970
Operating Costs	\$ 269,934	\$ 294,173
<b>Total</b>	<b>\$ 2,526,531</b>	<b>\$ 2,784,143</b>

The Probation Department’s primary role in AB 109 is to supervise and support the reentry of AB 109 clients, including PRCS and 1170(h) individuals with mandatory supervision as part of their sentences, upon their return from custody to the community. As part of this process, AB 109 DPOs assess their clients



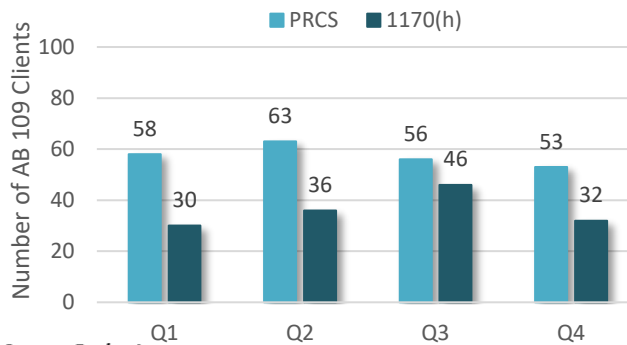


**Contra Costa County**  
 Public Safety Realignment Annual Report: FY 16/17

for both criminogenic risk factors and for general reentry needs, and then refer interested clients to a range of supportive services.

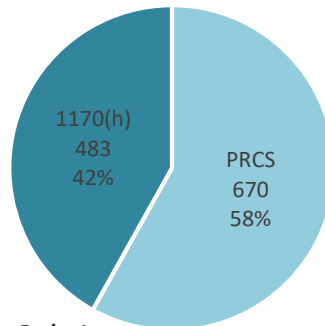
There were a total of 374 AB 109 Supervision cases during FY 16/17. Between new supervision cases and continuing supervision cases, there were 1,153 AB 109 cases supervised by the County Probation Department during the same time period. As Figure 25 and Figure 26 show, PRCS cases continue to be a substantial proportion of both new supervises and the overall AB 109 probation supervision population, in contrast to early state projections that estimated a reduction in new PRCS cases overtime.

**Figure 25: Newly processed AB 109 cases, by classification, by quarter**



Source: Probation

**Figure 26: Total AB 109 cases under supervision during FY 16/17**



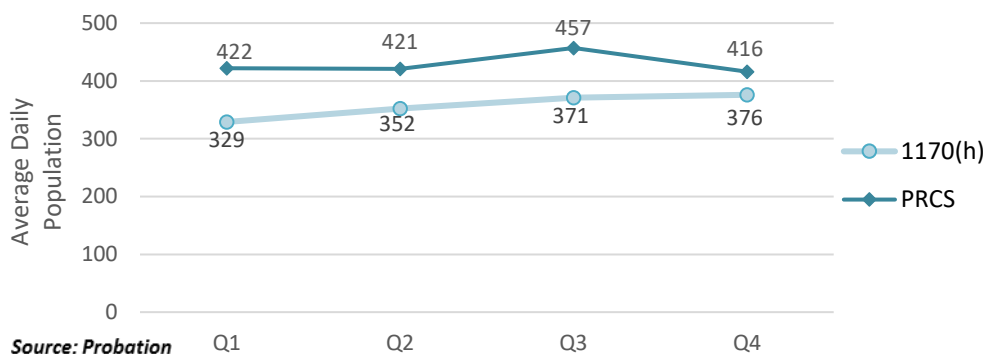
Source: Probation

PRCS clients also continue to make up a substantial proportion of the average daily number of AB 109 clients under County supervision, as demonstrated in Figure 27.



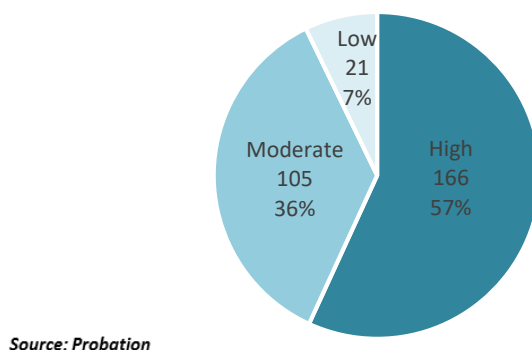
**Contra Costa County**  
 Public Safety Realignment Annual Report: FY 16/17

**Figure 27: Average AB 109 population under County supervision, by classification, by quarter**



A DPO conducts an interview and uses the Correctional Assessment and Intervention System (“CAIS”) risk assessment tool, an evidence based risk assessment tool used to determine each client’s risk for recidivism and associated risk factors, to determine each AB 109 client’s appropriate level of supervision intensity upon entering County supervision. Figure 28 indicates the distribution of recidivism risk for all AB 109 clients given an initial CAIS risk assessment during FY 16/17.

**Figure 28: Initial CAIS risk levels, all FY 16/17**

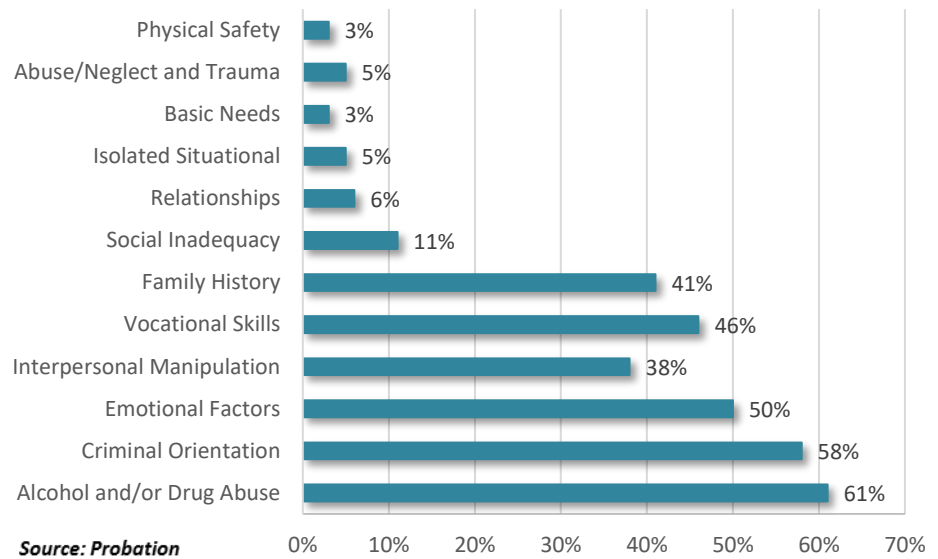


The majority of AB 109 Probation clients were assessed to have a variety of overlapping needs that are associated with a risk for future involvement in criminal activities. As shown in Figure 29, the most common risk factor among AB 109 Probation clients is alcohol and/or drug use, followed closely by criminal orientation.



**Contra Costa County**  
Public Safety Realignment Annual Report: FY 16/17

**Figure 29: AB 109 supervision population CAIS-assessed needs, all FY 16/17**



## Sheriff's Office

**Table 10: Sheriff's Office Budget Allocation FY 16/17**

Program Expenditure	FY 16/17
Salaries & Benefits	\$ 5,983,717
Inmate Food/Clothing/Household Exp	\$ 456, 250
Monitoring Costs	\$ 55, 000
IT Support	\$ 40, 000
Vehicle Maintenance/ Depreciation	-
Behavioral Health Court Operating Costs	\$ 80, 500
Transport Bus Maintenance	-
"Jail to Community" Program	\$ 200, 000
Inmate Welfare fund re: FCC Ruling	\$ 731, 000
WCDF Capital Projects	-
<b>Total</b>	<b>\$ 7,546,467</b>

**Table 11. Sheriff's Office Budget Allocation FY 15/16**

Program Expenditure	FY 15/16
Staffing	\$ 5,558,565
Operating Costs	\$ 833,507
<b>Total</b>	<b>\$ 6,392,072</b>

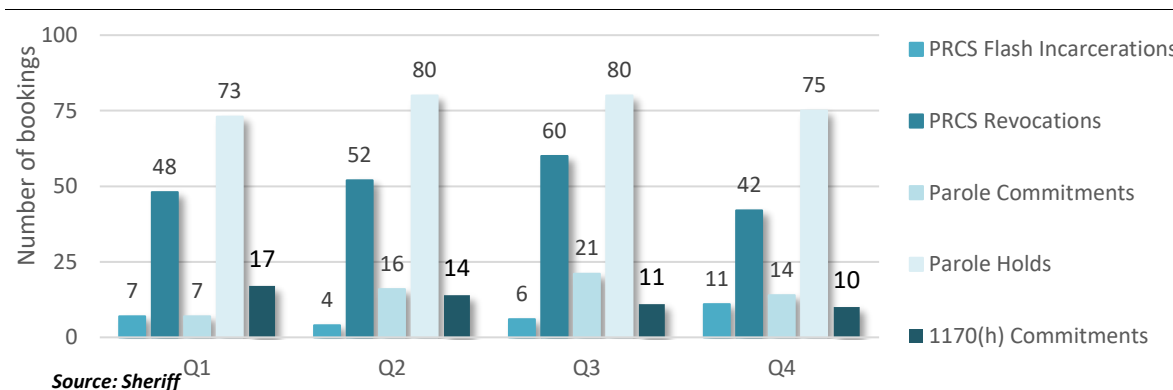
The Sheriff's Office primary role in AB 109 implementation is to provide safe and secure housing for all incarcerated individuals, including AB 109 individuals. The Sheriff's Office operates the County's three detention facilities—Marsh Creek Detention Facility ("MCDF"), West County Detention Facility ("WCDF"), and Martinez Detention Facility ("MDF").



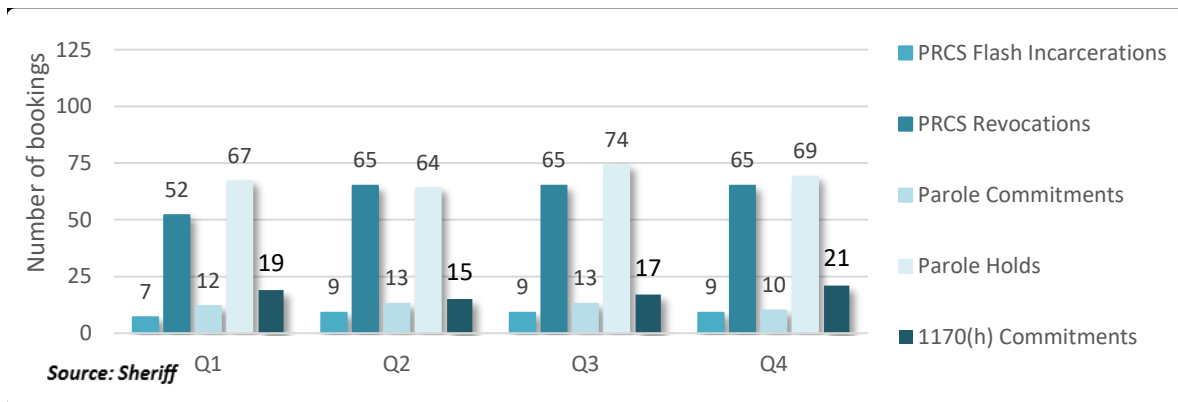
**Contra Costa County**  
 Public Safety Realignment Annual Report: FY 16/17

Over the course of FY 16/17, there were 1,345 AB 109-related bookings or commitments into the County’s three detention facilities. Figure 30 - Figure 32<sup>6</sup> show the number of AB 109 bookings into each County detention facility during each quarter of the year, with a breakdown of AB 109 population types. As these figures demonstrate, Parolees make up most AB 109 bookings across the County’s detention facilities.

**Figure 30: AB 109 bookings, by type – Martinez Detention Facility**



**Figure 31: AB 109 bookings, by type – West County Detention Facility**



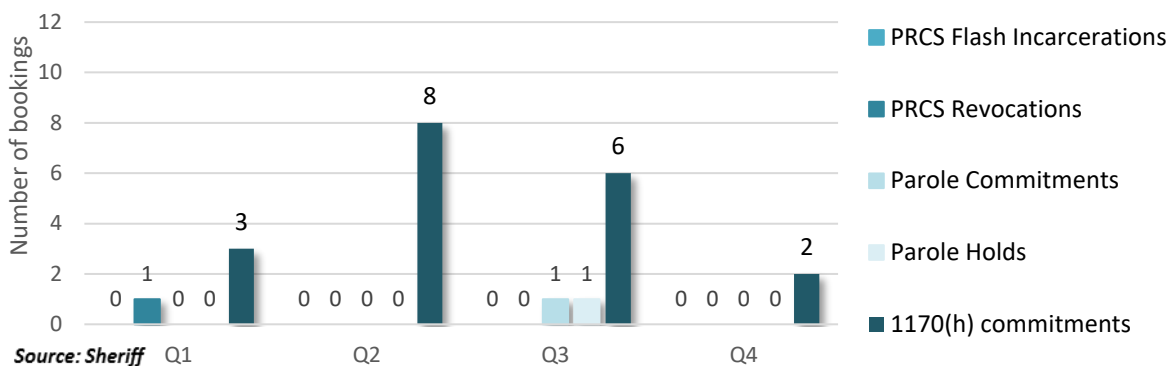
<sup>6</sup> One parolee may be counted in multiple categories. Parole Commitment numbers may be duplicated in Parole Hold numbers. This can be seen in MCDF Q3. An inmate was booked on a Parole Hold during Q3 and was then sentenced on that Parole Hold. The data reads 1 Parole Hold and 1 Parole Commitment however it is the same inmate. The majority of Parole Commitments are counted as such in the Parole Hold numbers.





**Contra Costa County**  
Public Safety Realignment Annual Report: FY 16/17

**Figure 32: AB 109 bookings, by type – Marsh Creek Detention Facility**



Despite the relative high total number of AB 109 bookings and commitments that occurred over the year, AB 109 individuals in custody still make up a very small percentage of the County’s average daily incarceration population. As demonstrated in population.

Figure 33, over the course of the year, AB 109 individuals comprised 5% of the County’s average daily custodial population.

**Figure 33. Average daily jail population, AB 109 vs. non-AB 109**

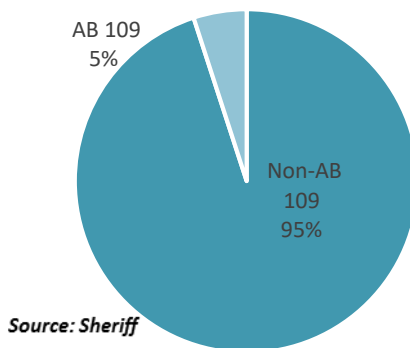
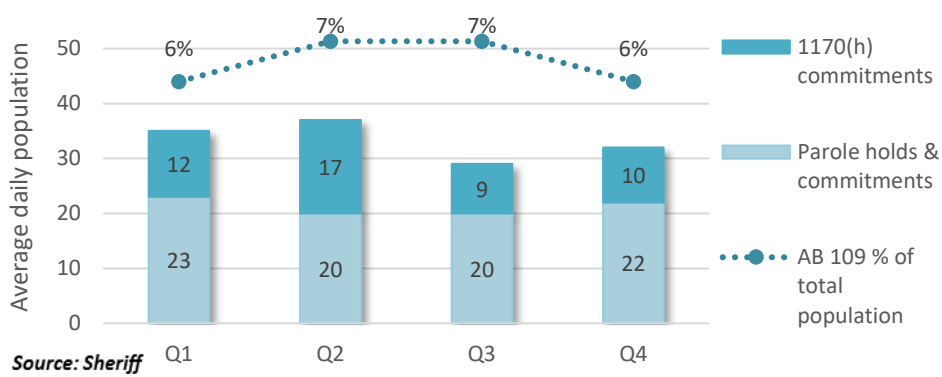


Figure 34 through Figure 36 show the average percentage of AB 109 individuals in each of the County’s detention facilities, as well as the number of AB 109 individuals in custody who are serving new 1170(h) sentences versus parole holds or commitment.

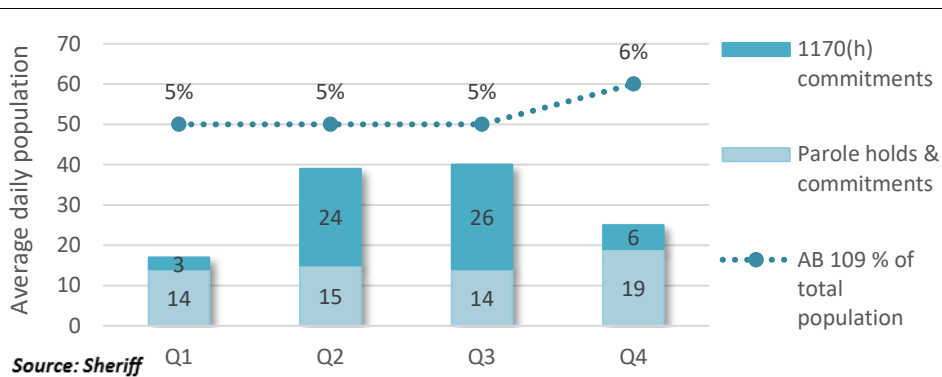


**Contra Costa County**  
Public Safety Realignment Annual Report: FY 16/17

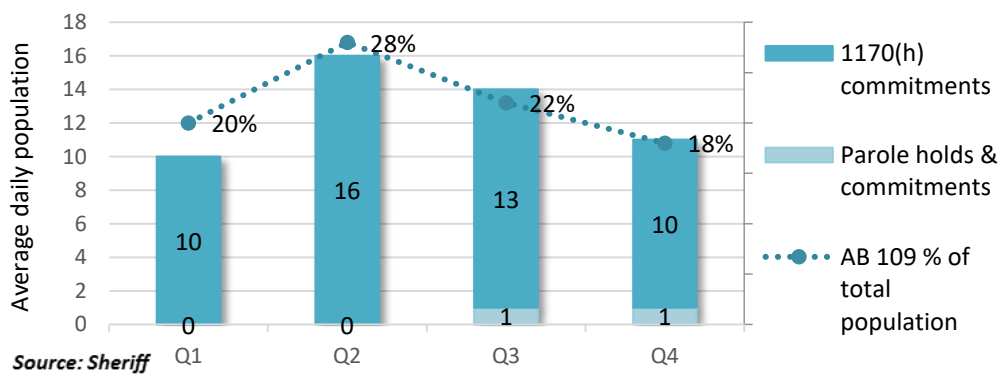
**Figure 34: Average daily AB 109 population – Martinez Detention Facility**



**Figure 35: Average daily AB 109 population – West County Detention Facility**



**Figure 36: Average daily AB 109 population – Marsh Creek Detention Facility**

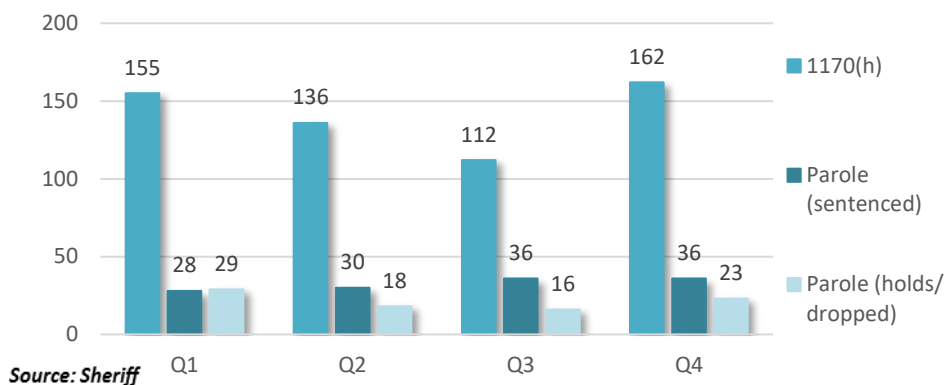


While parolees make up a larger percentage of the AB 109 incarcerated population, on average 1170(h) individuals spend much longer time in custody than the parole population (who can be committed to County jail for up to six months for a parole violation). Notably, despite the fact that AB 109 allows for much longer sentences in local custody than was previously possible, AB 109 individuals serve, on average, much less than a year in jail.



**Contra Costa County**  
 Public Safety Realignment Annual Report: FY 16/17

**Figure 37: Average custodial time served by AB 109 clients, by population type<sup>7</sup>**



<sup>7</sup> Quarterly averages are based on first day of custodial sentence. In FY 16/17 Q3 two of 22 individuals served/are serving sentences over 1,000 days, inflating that quarter’s average. Additionally, several individuals on 3056 holds have other charges preventing parole or the courts from dropping their hold. This makes each quarter’s average time served for 3056 holds/dropped appear larger than is typical.





## Workforce Development Board

**Table 12: Budget Allocation for the WDB**

Program Expenditure	FY 15/16	FY 16/17
Salaries & Benefits	\$ 94,990	\$ 161,639
Overhead Costs	\$ 105,010	\$ 38,361
<b>Total</b>	<b>\$ 200,000</b>	<b>\$ 200,000</b>

The role of the Workforce Development Board (“WDB”) in Contra Costa County is to strengthen local workforce development efforts by bringing together leaders from public, private, and non-profit sectors to align a variety of resources and organizations to help meet the needs of businesses and job seekers.

To date, the WDB’s primary role in AB 109 implementation has been to broker opportunities for the AB 109 reentry population and to coordinate with AB 109 partners to ensure they are aware of and are able to effectively access services and resources available for the AB 109 reentry population. To that end the WDB has identified 207 employer partnerships that are appropriate for the AB 109 population; they have also conducted a number of on-site recruitments and career fairs that AB 109 reentry clients, as well as other reentry individuals, can attend. The WDB has also met with Goodwill and Rubicon to create a process for AB 109 participants to co-enroll in the Workforce Innovation and Opportunity Act (WIOA).

The WDB hosted its first Fair Chance Employer Summit in collaboration with the Office of Reentry & Justice in FY 16/17. The summit brought together employers and community partners to expand employment opportunities for previously incarcerated individuals. During the summit, 18 companies signed a Fair Chance Business Pledge.

Unfortunately, the WDB does not currently track the number of AB 109 clients who have utilized their services.



# Community Based Service Providers

## Shared values/approach (EBPs, TIC approach, etc.)

Contra Costa County's reentry approach is centered on developing an integrated and supportive service system comprised of AB 109-contracted community-based organizations, public agencies, and the broader community. The system serves as a collaborative partnership that aids individuals, families, and their support system in achieving successful reentry and reintegration back into the community. AB 109-contracted CBOs play a large role in the reentry infrastructure, providing a range of services from housing assistance and employment services to mentorship and family reunification. When working successfully, the County's reentry services are part of a continuum that begins at the point an individual enters the justice system and continues through successful reintegration.

In the County's 2011 Reentry Plan, County and community stakeholders agreed to the following set of principles:

- ❖ The County seeks to provide increased awareness about the value of formerly incarcerated individuals and their loved ones to their communities.
- ❖ Individuals are more likely to experience success when they are part of a supportive, integrated system. Reentry and reintegration begin while the individual is incarcerated.
- ❖ While leaving room for innovation, evidence-based practices are utilized when developing programs and policies.
- ❖ Collaboration, coordination, information, and communication are critical to the success and sustainability of Contra Costa County's reentry infrastructure.
- ❖ The good of the community comes before one's self and/or organizational interests.

While these principles have not been explicitly tied to AB 109, they are nonetheless founding principles upon which much of the County's AB 109 work has been built.

## Overview of AB 109 community partnerships

**Table 13: Contracted Allocations**

Service	FY 15/16	Current FY
West County Reentry Success Center	\$ 433,000	<b>\$ 503,943</b>
Central & East Network	\$ 800,000	<b>\$ 820,000</b>
Employment Support and Placement	\$ 2,000,000	<b>\$ 2,000,000</b>
Short and Long-Term Housing Access	\$ 500,000	<b>\$ 1,030,000</b>
Peer and Mentoring	\$ 110,000	<b>\$ 110,000</b>
Legal	\$ 80,000	<b>\$ 150,000</b>
Family Reunification	\$ 90,000	<b>\$ 90,000</b>
<b>Total</b>	<b>\$ 4,013,000</b>	<b>\$ 4,703,943</b>



**Contra Costa County**  
*Public Safety Realignment Annual Report: FY 16/17*

In FY 14/15, Contra Costa County launched the Central & East Network Reentry System of Services (Network) for Returning Citizens to help connect AB 109 clients to a diverse array of AB 109-contracted and County reentry support providers.

In FY 15/16, the County established the Reentry Success Center (Center) in West County, a “one-stop” center that helps link reentry clients to both County and community-based services. Both the Center and the Network link AB 109 individuals to organizations that provide services within the categories recommended by the Community Advisory Board (CAB): Employment Support and Placement Services, Short and Long-Term Housing Access, Peer and Mentoring Services, Legal Services, and Family Reunification Services. Table 13 above lists the CCP-approved budget recommendations made by the CAB.

The following sections illustrate the budget allocations for each service category, as well as the program-specific outcomes achieved by the community-based organizations.

## West County Reentry Success Center

**Table 14: Budget Allocation for “Center” FY 16/17**

Program Expenditure	FY 16/17
Staff	\$ 243,411
Consultants and Subcontractors	\$ 50,000
Occupancy	\$ 107, 554
Office and Communications	\$ 43, 598
Transportation & Travel	\$ 2, 100
Indirect	\$ 57, 480
<b>Total</b>	<b>\$ 503,943</b>

**Table 15: Budget Allocation for Reentry Success Center FY 15/16**

Program Expenditure	FY 15/16
<b>Total</b>	<b>\$ 433,000</b>

The West County Reentry Success Center (Reentry Success Center) serves as a central hub that provides a place for learning, capacity building, and access to information and services for justice involved individuals who are reentering the community. The mission of the Reentry Success Center is to gather effective resources into one accessible and welcoming hub of integrated services (e.g., family reunification, financial responsibility, education, employment, health and wellness, housing, legal aid, and pub benefits) in order to foster healing, justice, safety, and lifelong liberty for the people of Contra Costa County.<sup>8</sup> The Reentry Success Center opened doors to new members in November of 2015, and has developed deep partnerships with the Office of the Public Defender, Men and Women of Purpose, Bay

<sup>8</sup> Further The Work: Strengthening Nonprofits and their Partners. (2014). *A Design and Implementation Plan for a West County Reentry Resource Center*. Retrieved January 4, 2017 from <http://www.co.contra-costa.ca.us/DocumentCenter/View/30064>



**Contra Costa County**  
Public Safety Realignment Annual Report: FY 16/17

Area Legal Aid, the African American Health Conductors, and Rubicon since then in an effort to connect the reentry population to experts who can help provide them with critical reentry services.

The Reentry Success Center dedicated significant time and resources in FY 15/16 implementing a Salesforce database and training partners to successfully utilize the software. The database tracks all referrals, including those made by Probation, as well as program specific outcomes measures (e.g., retrieving identification card, completing homeless court, successfully entering employment services), in order to allow partners to easily view who each client is working with. This has helped to reduce referrals to redundant services, and also allowed for less room for members to fall through the cracks without receiving the necessary support for successful reentry.

## Central & East Network Reentry System of Services

**Table 16: Budget Allocation for “Network”**

Program Expenditure	FY 15/16	FY 16/17
<b>Total</b>	<b>\$ 800,000</b>	<b>\$ 820,000</b>

Similar to the West County Reentry Resource Center, the Central & East Network Reentry System of Services (“the Network”) functions to connect AB 109 clients in Central and East County to a diverse array of AB 109-contracted reentry support providers. Dubbed the “No Wrong Door” (NWD) Network, the foundational element of the Network is that there are multiple entry points and varied opportunities for engagement made available to returning citizens seeking reentry services

During FY 15/16 the Network was managed by an independent contractor, and staffed by three contracted Field Operation Coordinators who served to connect members of the AB 109 reentry population to AB 109-contracted CBOs. The County experienced some challenges with this model, and contracted a single organization – HealthRight360, in November 2016.

### Fast Eddie’s Automotive

Fast Eddie’s provides workforce development skills and automotive technical training for AB 109 individuals referred to the program. They have contracted with the County to provide employment support and employment placement opportunities for AB 109 clients. Fast Eddie’s received \$65,000 amount out of the Network’s \$820,000 to provide these services.

**Table 17: Fast Eddie’s: Program-Specific Outcomes**

Fast Eddie’s	Number of AB 109 Clients	Number of Other Clients	Total Number of Clients
<b>Referred to services</b>	16	41	57
<b>Enrolled in services</b>	6	11	17
<b>Provided Service Provision Plan</b>	10	13	23
<b>Participated in 1 module</b>	10	11	17



**Contra Costa County**  
Public Safety Realignment Annual Report: FY 16/17

Participated in 2 modules	10	11	17
Participated in 3 modules	4	11	15
Participated in 0 modules	0	2	2
Completed 1 module	6	10	16
Completed 2 modules	6	9	15
Completed 3 modules	4	9	13
Completed Auto Training Program		4	4
<b>Completions</b>			
Total participants no longer in program due to court or criminal involvement	1	1	2
Total participants no longer in program due to lack of engagement	2	1	3
<b>Other reasons:</b>			
Needs could not be met	0	2	2
Death	0	1	1

### Mz. Shirliz Transitional

Mz. Shirliz Transitional provides clean and sober transitional housing and support services to formerly incarcerated individuals. Support services include mentoring, weekly house meetings, and connections to local organizations for other needed services. Clients are required to attend NA/AA meetings through NA and AA a minimum of 3 times per week. Most clients arrive at Mz. Shirliz employed or working with partner agencies to find employment. Mz. Shirliz received \$150,000 out of the Network's \$820,000 budget to provide these services.

**Table 18: Mz. Shirliz Transitional: Program-Specific Outcomes**

Mz. Shirliz Transitional	Number of AB 109 Clients	Number of Other Clients	Total Number of Clients
Referred to services	25	16	41
Enrolled in services	6	8	14
Assessed pre-release for post-release service needs	0	0	0
Provided a service provision plan	0	0	0
Received housing counseling	4	3	7
Received rent payment assistance	0	0	0
Received rental deposit assistance	0	0	0
Received utility payment assistance	0	0	0
Moved in to transitional housing	6	10	16
Received transportation assistance	0	0	0
Received credit counseling	0	0	0
Received legal services	0	0	0
Received job finding assistance	0	0	0
Received case/care management	0	0	0
Received clothing support	1	0	1
Received court support	0	0	0
Attended recovery meetings	6	8	14





**Contra Costa County**  
Public Safety Realignment Annual Report: FY 16/17

Completions			
Total participants no longer in program due to failure to meet program requirements	1	3	4
Total participants no longer in program due to court or criminal involvement	0	0	0
Total participants no longer in program due to lack of engagement	0	0	0
Total participants no longer in program due to absconding	0	0	0
Total participants no longer in program due to relocation or case transfer	0	0	0
Successfully completed the program	1	0	1
Other reasons:			
Probation revoked	0	0	0
Needs could not be met	0	0	0
Disagreement with rules/persons	0	0	0
Death	0	0	0
Other	0	1	1

### Men and Women of Purpose

Men and Women of Purpose (“MWP”) provides employment and education liaison services for the County jail facilities, for which the program facilitates employment and education workshops every month at the County’s jails and works with Mentor/Navigators to assist the workshop participants with the documentation required to apply for employment, education, and other post-release activities. MWP also provides pre- and post-release mentoring services for West County using the organization’s evidence-based program Jail to Community model. The program provides one-on-one mentoring, as well as weekly mentoring groups that focus on employment and recovery. Men and Women of Purpose received \$50,000 out of the Network’s \$820,000 budget to provide these services.

**Table 19. Men and Women of Purpose: Program-Specific Outcomes**

MWP	Number of AB 109 Clients	Number of Other Clients	Total Number of Clients
<b>Referred to Men and Women of Purpose (Employment and Placement Services)</b>	35	80	115
<b>Participated in workshops</b>	34	49	83
<b>Enrolled pre-release</b>	36	27	63
<b>Enrolled post-release</b>	27	38	65
<b>Learned of program through pre-release workshop attendance</b>	32	60	92
<b>Assessed pre-release for post-release service needs</b>	65	54	119
<b>Provided Service Provision Plan</b>	45	53	98
<b>Obtained documents successfully:</b>	59	98	157
Birth certificate	13	5	18
California ID	28	69	97
Social Security Card	22	30	52
California Driver’s License	51	108	159



**Contra Costa County**  
Public Safety Realignment Annual Report: FY 16/17

<b>Completions</b>			
<b>Total participants who successfully completed program</b>	59	98	157
<b>Total participants no longer in program due to failure to meet program requirements</b>	16	31	48
<b>Total participants no longer in program due to court or criminal involvement</b>	13	21	34
<b>Total participants no longer in program due to lack of engagement</b>	14	22	36
<b>Total participants no longer in program due to absconding</b>	8	6	14
<b>Total participants no longer in program due to relocation or case transfer</b>	3	1	4
<b>Other reasons:</b>			
<b>Probation revoked</b>	3	1	4
<b>Needs could not be met</b>	13	9	22
<b>Disagreement with rules/persons</b>	14	18	32
<b>Death</b>	0	1	0

### Reach – Employment and Education Services

Centering their program services on women, Reach Fellowship International (“Reach”) provides weekly employment and education workshops in West County Detention Facility (“WCDF”), in addition to pre- and post-release one-on-one case management. Reach provides employment and education liaison services to female returning citizens in fulfillment of the County’s Reentry into the Community Program and also acts as a lead information specialist for County jail facilities for the AB 109 program. Finally, Reach also conducts workshops to introduce employment and educational opportunities to participants, to assist incarcerated and returning citizens with obtaining the paperwork required for those opportunities, and to screen participants for employment and educational preparedness. Reach received \$50,000 out of the Network’s \$820,000 budget to provide these services.

**Table 20: Reach Fellowship: Program-Specific Outcomes (Education and Employment Liaison)**

Reach Fellowship	Number of AB 109 Clients	Number of Other Clients	Total Number of Clients
<b>Referred to services</b>	30	17	47
<b>Enrolled in services</b>	39	138	177
<b>Participated in workshops</b>	23	127	150
<b>Enrolled pre-release</b>	14	111	125
<b>Enrolled post-release</b>	13	39	52
<b>Learned of program through pre-release workshop attendance</b>	18	111	129
<b>Assessed pre-release for post-release service needs</b>	15	110	125
<b>Provided Service Provision Plan</b>	22	67	89
<b>Obtained documents successfully:</b>	13	43	56
Birth certificate	0	0	0
California ID	10	34	44



**Contra Costa County**  
Public Safety Realignment Annual Report: FY 16/17

Social Security Card	3	7	10
California Driver's License	0	2	2
<b>Completions</b>			
<b>Successfully completed</b>	13	64	77
<b>Total participants no longer in program due to failure to meet program requirements</b>	3	11	14
<b>Total participants no longer in program due to court or criminal involvement</b>	5	19	24
<b>Total participants no longer in program due to lack of engagement</b>	6	16	22
<b>Total participants no longer in program due to absconding</b>	4	12	16
<b>Total participants no longer in program due to relocation or case transfer</b>	8	16	24

## Employment Support and Placement Services

**Table 21: Budget Allocations for Employment Support and Placement Services**

	Previous FY 15/16	FY 16/17
Goodwill Industries	\$ 600,000	\$ 900,000
Rubicon	\$ 1,400,000	\$ 1,100,000
<b>Total</b>	<b>\$ 2,000,000</b>	<b>\$ 2,000,000</b>

### Goodwill Industries

The Bridges to Work program of Goodwill Industries of the Greater East Bay ("Goodwill") facilitates the County's Employment Support and Placement Services to provide employment support and placement services in Central County. Participants can engage in up to 90 days of transitional, paid employment at local Goodwill stores or other partner agencies, in addition to receiving job search assistance for competitive employment opportunities. Goodwill also serves as a service hub for other providers.

**Table 22: Goodwill Industries: Program-Specific Outcomes**

Goodwill Industries	Number of AB 109 Clients	Number of Other Clients	Total Number of Clients
<b>Referred to services (Q1-Q4)</b>	229	119	348
<b>Enrolled in services (Q1-Q4)</b>	108	113	221
<b>Assessed pre-release for post-release service needs</b>	0	0	0
<b>Provided a service provision plan</b>	108	113	221
<b>Obtained unsubsidized employment</b>	51	97	148
<b>Obtaining subsidized transitional employment</b>	96	91	187
<b>Obtaining subsidized on-the-job training</b>	96	91	187
<b>Completions</b>			
<b>Total participants who successfully completed program</b>	51	97	148
<b>Total participants no longer in program due to failure to meet program requirements</b>	57	16	73



**Contra Costa County**  
*Public Safety Realignment Annual Report: FY 16/17*

<b>Total participants no longer in program due to court or criminal involvement</b>	14	7	21
<b>Total participants no longer in program due to lack of engagement</b>	43	9	52
<b>Total participants no longer in program due to absconding</b>	0	0	0
<b>Total participants no longer in program due to relocation or case transfer</b>	0	0	0

## Rubicon

Rubicon provides employment support and placement services, integrated with other supports, to AB 109 participants in East County and West County. Rubicon's program for AB 109 participants is 3 years and includes pre-release engagement, job readiness workshops, educational and vocational training, transitional employment, individualized career coaching, legal services, financial stability services, and domestic violence prevention and anger management. In addition to helping clients gain employment, Rubicon focuses on developing career paths and continues to provide support after a client attains their first job. To provide a continuum of services, Rubicon partners with a number of other organizations through formal subcontracts, including vocational training partners, AB 109 providers, and other community-based organizations.

**Table 23: Rubicon: Referrals, Enrollments, and Completions**

<b>Rubicon</b>	<b>Number of AB 109 Clients</b>
<b>Referrals</b>	574
<b>Enrollments</b>	151
<b>Completions</b>	
<b>Total participants no longer in program due to failure to meet program requirements</b>	1
<b>Total participants no longer in program due to court or criminal involvement</b>	1
<b>Total participants no longer in program due to lack of engagement</b>	37
<b>Total participants no longer in program due to relocation or case transfer</b>	1
<b>Other reasons:</b>	
<b>Substance Abuse</b>	4
<b>Death</b>	1
<b>Other</b>	1

## Short and Long-Term Housing Access

**Table 24: Budget Allocations for Short and Long-Term Housing Access Services**

	<b>FY 15/16</b>	<b>FY 16/17</b>
SHELTER, Inc.	\$ 720,000	\$ 980,000
Reach Fellowship International	-	\$ 50,000
<b>Total</b>	<b>\$ 720,000</b>	<b>\$1,030,000</b>



**Contra Costa County**  
Public Safety Realignment Annual Report: FY 16/17

**SHELTER Inc.**

SHELTER, Inc. operates the County's AB 109 Short and Long-term Housing Access Program. This program assists incarcerated and formerly incarcerated persons who are referred to them under the AB 109 Community Programs to secure and maintain stabilized residential accommodations. Shelter, Inc. provides a two-phased approach to clients seeking housing assistance. Before the program refers clients to the Housing Services section, the staff conducts social service assessments/intake procedures to ensure that clients will have success. The program places the majority of their clients into transitional housing situations (such as room or apartment shares) to allow them time to develop the resources for stable housing.

**Table 25: SHELTER, Inc.: Program-Specific Outcomes**

SHELTER, Inc.	Number of AB 109 Clients
Referred to services	277
Enrolled in services	104
Provided a service provision plan	104
<b>Completions</b>	
Total participants no longer in program due to failure to meet program requirements	10
Total participants no longer in program due to court or criminal involvement	1
Total participants no longer in program due to lack of engagement	4
Total participants no longer in program due to absconding	0
Total participants no longer in program due to relocation or case transfer	0
Successfully completed the program	8

**Reach – Housing**

REACH Housing provides housing placement services to formerly incarcerated women at their Naomi House facility. Additional services include support groups, employing training, anger management, and parenting classes. REACH Housing also partners with other local county homeless agencies to provide additional housing opportunities to their cliental. REACH housing provided no services to AB 109 clients in FY 16/17.

**Table 26: Reach Fellowship: Program-Specific Outcomes (Housing Services)**

Reach Fellowship	Number of AB 109 Clients	Number of Other Clients	Total Number of Clients
Referred to services	0	10	10
Enrolled in services	0	7	7
Participated in workshops	0	6	6
Enrolled pre-release	0	5	5



**Contra Costa County**  
Public Safety Realignment Annual Report: FY 16/17

Enrolled post-release	0	6	6
Learned of program through pre-release workshop attendance	0	5	5
Assessed pre-release for post-release service needs	0	5	5
Received housing counseling	0	7	7
Received rent payment assistance	n/a	7	7
Received utility payment assistance	n/a	7	7
Moved into transitional housing	n/a	7	7
Received transportation assistance	n/a	7	7
Received credit counseling	n/a	3	3
Received legal services	n/a	2	2
Received job finding assistance	n/a	2	2
Received case/ care management	n/a	7	7
Provided Service Provision Plan	n/a	7	7
<b>Completions</b>			
Successfully completed program	n/a	4	4
Total participants no longer in program due to failure to meet program requirements	n/a	3	3
Total participants no longer in program due to court or criminal involvement	n/a	2	2
Total participants no longer in program due to lack of engagement	n/a	1	1
Total participants no longer in program due to absconding	n/a	0	0
Total participants no longer in program due to relocation or case transfer	n/a	0	0
<b>Other reasons:</b>			
Probation revoked	n/a	0	0
Needs could not be met	n/a	2	2
Disagreement with rules/persons	n/a	1	1
Death	n/a	0	0
Other	n/a	0	0

## Peer and Mentoring Services

**Table 27: Budget Allocations for Peer and Mentoring Services**

	FY 15/16	FY 16/17
Men and Women of Purpose	\$ 110,000	\$ 110,000
<b>Total</b>	<b>\$ 110,000</b>	<b>\$ 110,000</b>

### Men and Women of Purpose

Men and Women of Purpose (“MWP”) provides peer and mentoring liaison services for the County jail facilities, for which the program works with Mentor/Navigators to assist the workshop participants with the documentation required to apply for employment, education, and other post-release activities. MWP also provides pre- and post-release mentoring services for West County using the organization’s evidence-based program Jail to Community model. The program provides one-on-one mentoring, as well as weekly mentoring groups that focus on employment and recovery.



**Contra Costa County**  
Public Safety Realignment Annual Report: FY 16/17

**Table 28: Men and Women of Purpose: Program-Specific Outcomes**

MWP	Number of AB 109 Clients	Number of Other Clients	Total Number of Clients
<b>Referred to Men and Women of Purpose (Peer and Mentoring Services)</b>	41	107	148
Enrolled in services	31	82	113
Provided a service provision plan	35	99	134
Participated in one-on-one mentoring	36	95	131
Participated in group mentoring	61	108	169
Learned of program through pre-release workshop attendance	22	98	120
<b>Completions</b>			
Total participants no longer in program due to failure to meet program requirements	15	29	44
Total participants no longer in program due to court or criminal involvement	13	46	59
Total participants no longer in program due to lack of engagement	12	42	54
Total participants no longer in program due to absconding	4	11	15
Total participants no longer in program due to relocation or case transfer	3	2	5
Successfully completed program	31	44	75
<b>Other reasons:</b>			
Probation revoked	4	2	6
Needs could not be met	17	14	31
Disagreement with rules/persons	7	8	15
Death	1	0	
Other	0	0	

## Legal Services

**Table 29: Budget Allocations for Legal Services**

	FY 15/16	FY 16/17
Bay Area Legal Aid	\$ 79, 619	\$ 150, 000
<b>Total</b>	<b>\$ 79, 619</b>	<b>\$ 150, 000</b>

### Bay Area Legal Aid

Bay Area Legal Aid (“BayLegal”) provides legal services for AB 109 clients and educates them about their rights and responsibilities. The legal services BayLegal provides include: obtaining or retaining housing, public benefits, and health care, financial and debt assistance, family law, and obtaining driver’s licenses. The program provides post-release legal check-ups for each client to identify legal barriers that are able to be remediated, educates clients about early termination of probation, and assists with fines, and attorneys are also able to meet individually with clients in both jail and prison prior to their release.





**Contra Costa County**  
Public Safety Realignment Annual Report: FY 16/17

**Table 30: Bay Area Legal Aid: Program-Specific Outcomes**

Bay Legal	Number of AB 109 Clients
Referred to services	86
Enrolled in services	127
Assessed pre-release for post-release service needs	8
Provided a service provision plan	4
Obtained RAP sheet review	4
Obtain/review driving record	60
Received housing barrier assistance	11
Received public benefits barrier assistance	9
Received healthcare barrier assistance	4
Received assistance with financial health	6
Received information/referral in court matters	16
Received information/referral in family law matters	9
Received employment barrier assistance	35
<b>Completions</b>	
Total participants no longer in program due to failure to meet program requirements	0
Total participants no longer in program due to court or criminal involvement	0
Total participants no longer in program due to lack of engagement	0
Total participants no longer in program due to absconding	0
Total participants no longer in program due to relocation or case transfer	0

## Family Reunification

**Table 31: Budget Allocations for Family Reunification Services**

	Previous FY	Current FY
Center for Human Development	\$ 90,000	\$ 90,000
<b>Total</b>	<b>\$ 90,000</b>	<b>\$ 90,000</b>

### Center for Human Development

The Center for Human Development (“CHD”) operates the Community and Family Reunification Program (“CFRP”) for Contra Costa County’s AB 109 Community Programs’ Mentoring Program, providing reunification services to returning citizens, their families, and friends, in addition to providing community support throughout Contra Costa County. Services include large and small group pre-release presentations and workshops at West County Detention Facility and Marsh Creek Detention Facility. CHD also provides post-release large and small group presentations and workshops to returning citizens at partner agencies and other locations throughout the County.

**Table 32: Center for Human Development: Program-Specific Outcomes**

CHD	Number of AB	Number of	Total Number
-----	--------------	-----------	--------------






**Contra Costa County**
*Public Safety Realignment Annual Report: FY 16/17*

	109 Clients	Other Clients	of Clients
Referred to services	18	10	28
Enrolled in services	43	32	75
Assessed pre-release for post-release service needs	43	32	75
Provided a service provision plan	43	32	75
Participated in family skills building	43	32	75
Participated in family reunification	43	32	75
Reunited with partner			
No. who reunited with children and family	2	1	3
Participated in general parenting class			
<b>Completions</b>			
Successfully completed program	1	0	6
Total participants no longer in program due to failure to meet program requirements	3	1	4
Total participants no longer in program due to court or criminal involvement	2	0	2
Total participants no longer in program due to lack of engagement	11	2	13
Total participants no longer in program due to absconding	1	0	1

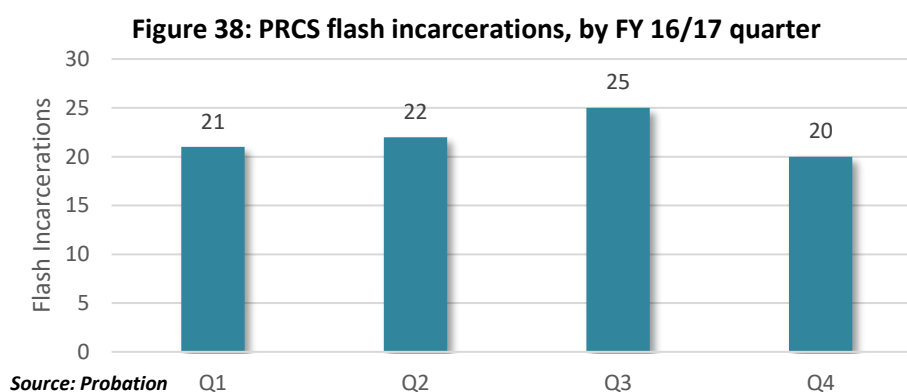


## AB 109 Population Outcomes

Over the course of FY 16/17 there were a total of 1,153 AB 109 clients under supervision at some point in time. Of these 1,153 AB 109 clients, 206 individuals successfully completed the terms of their Probation during the fiscal year. The following sections demonstrate the number of AB 109 clients who violated the terms of their supervision and served flash incarcerations and/or had their probation revoked, as well as the number of clients with new criminal charges filed against them and/or new criminal convictions during the fiscal year.

### Violations

Probation officers use graduated sanctions with AB 109 clients. For instance, when clients have dirty drug tests they are typically referred to inpatient or outpatient treatment rather than having their supervision term revoked, and returned to custody. This allows them to receive treatment without further justice involvement. AB 109 Probation Officers may also use flash incarcerations of up to ten days in county jail for PRCS clients. This serves as an intermediate sanction where individuals must serve a short period of time in county jail, but do not have further criminal charges filed against them. Figure 38 shows that the number of flash incarcerations imposed on PRCS clients<sup>9</sup> ranged from 20 to 25 flash incarcerations per quarter.



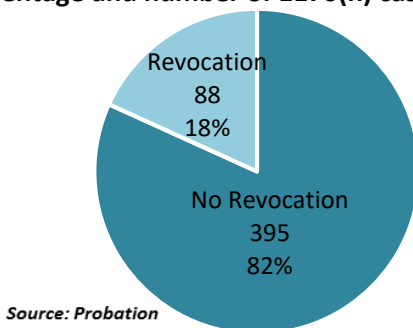
Of the 483 1170(h) Probation cases<sup>10</sup> under supervision over the course of FY 16/17, approximately 18% of AB 109 cases (88) were revoked from probation. Among the PRCS population the percentage was lower, as 13% of PRCS cases were revoked from probation.

<sup>9</sup> One client may receive multiple flash incarcerations. The total number of flash incarcerations does not represent the total number of unique individuals who received flash incarcerations.

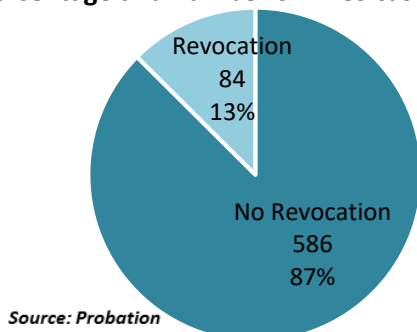
<sup>10</sup> One case does not necessarily represent one individual. One individual may receive 1170(h) status more than once in a given fiscal year.



**Figure 39: Percentage and number of 1170(h) cases revoked in FY 16/17**



**Figure 40: Percentage and number of PRCS cases revoked in FY 16/17**

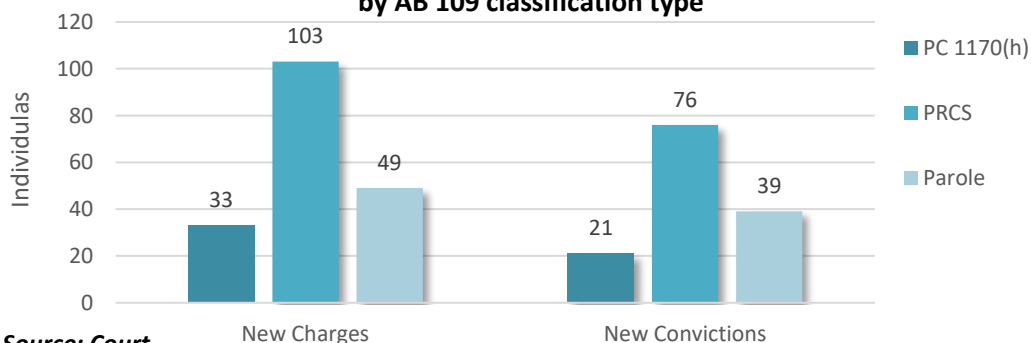


## New Charges and Convictions

Figure 41 below shows the number of AB 109 individuals with new charges filed against them during FY 16/17, as well as the number of AB 109 individuals who were convicted of a new criminal offense during FY 16/17. Because the court does not have a record of individuals currently under AB 109 supervision, Figure 41 includes all individuals who have ever been supervised or sentenced under AB 109, including those not currently under County supervision, who had new charges filed and/or new criminal convictions during FY 16/17.

The percentage of the AB 109 population with new charges or criminal convictions during FY 16/17 is not calculated because the court does not have a record of all individual under AB 109 supervision. As a result, there is no way to calculate this percentage without tracking individuals across data systems.

**Figure 41: AB 109 clients with new charges and/or new criminal convictions during FY 16/17, by AB 109 classification type**



**Contra Costa County***Public Safety Realignment Annual Report: FY 16/17*

---

## Looking Ahead

---

Contra Costa County has responded to Public Safety Realignment in a manner that has allowed the County to provide supervision and services to the AB 109 population, while building a collaborative reentry infrastructure to support the reentry population's successful reintegration into the community. The County has followed best practice models in establishing access to services through the West County Reentry Success Center's "one-stop" model and the Central & East Network Reentry System's "no wrong door" approach. The launch of the Office of Reentry and Justice (ORJ) in January 2017 is evidence that the County sees its Public Safety Realignment, reentry, and justice work as a high priority.

In FY 17/18, the County will undertake a comprehensive planning process to develop a Reentry Strategic Plan to guide the County's reentry system as a whole, including but not limited to AB 109-funded services. As the County has continued to implement Public Safety Realignment, the need for an inclusive reentry system that provides access to individuals regardless of their AB 109 status has become apparent, with the County granting approval to expand access to AB 109-funded services to any returning resident. The five-year strategic plan will begin with a needs assessment to identify key strengths and needs in the reentry system. This needs assessment will build on recommendations born from AB 109 evaluations over previous years. The County will then engage stakeholders in defining priority areas, goals, and strategies to address gaps and needs in the reentry system. The Reentry Strategic Plan will serve as the County's guiding document for reentry programs and services for 2018-2023.



**Contra  
Costa  
County**

To: Board of Supervisors  
From: David O. Livingston, Sheriff-Coroner  
Date: July 24, 2018

Subject: Setting Special Tax Levy for County Service Areas P-2 Zone A (Blackhawk), P-2 Zone B (Alamo) and P-5 (Round Hill)

**RECOMMENDATION(S):**

SET the special tax levy for police services in County Service Areas P-2 (Zones A and B) and P-5 for Fiscal Year 2018-2019 as follows:

**P-2 Zone A (Blackhawk):**

Single residential: \$ 280 per parcel, per year  
Small multiple residential: \$ 280 per parcel, per year  
Large multiple residential: \$ 280 per parcel, per year  
Commercial/Industrial/Institutional: \$ 1,680 per parcel, per year  
Commercial/Theater: \$ 8,400 per parcel, per year

**P-2 Zone B (Alamo):**

Single residential: \$ 18 per parcel, per year  
Small multiple residential: \$ 27 per parcel, per year  
Large multiple residential:

APPROVE

OTHER

RECOMMENDATION OF CNTY ADMINISTRATOR

RECOMMENDATION OF BOARD COMMITTEE

Action of Board On: **07/24/2018**  APPROVED AS RECOMMENDED  OTHER

Clerks Notes:

**VOTE OF SUPERVISORS**

I hereby certify that this is a true and correct copy of an action taken and entered on the minutes of the Board of Supervisors on the date shown.

ATTESTED: July 24, 2018

Contact: Liz Arbuckle, (925)  
335-1529

David J. Twa, County Administrator and Clerk of the Board of Supervisors

By: , Deputy

cc: Liz Arbuckle, Heike Anderson, Tim Ewell

RECOMMENDATION(S):

(CONT'D)

\$ 36 per parcel, per year

Commercial/Industrial/  
Institutional:

\$ 54 per parcel, per  
year

P-5 (Round Hill)

Commercial recreational:

\$ 792 per parcel, per  
year

All other:

\$ 330 per parcel, per  
year

FISCAL IMPACT: There is no impact on the County General Fund.

BACKGROUND: The above action for County Service Area P-2 Zone A is required by County Ordinance No. 95-55, as amended by County Ordinance No. 2005-09. The rates are the same as those in effect for Fiscal Year 2017-2018. Setting the special tax levy for police services will permit the Sheriff to continue to provide police services in the Blackhawk Area. It is estimated that the special tax levy will raise \$714,000 for Fiscal Year 2018-2019.

The above action for County Service Area P-2 Zone B is required by County Ordinance No. 81-16. The rates are the same as those in effect for Fiscal Year 2017-2018. Setting the special tax levy for police services will permit the Sheriff to continue to provide police services in the Alamo area. It is estimated that the special tax levy will raise approximately \$68,000 for Fiscal Year 2018-2019.

The above action for County Service Area P-5 is required by County Ordinance No. 2000-38. The rates are the same as those in effect for Fiscal Year 2017-2018. Parcels *not used* for commercial recreational purposes will have a special tax levy of \$330. The rate for parcels used for commercial recreational purposes is set at \$792, which is 240% of the levy for parcels *not used* for commercial recreational purposes, as required by Article III(1)(b) of the ordinance. Setting the special tax levy for police services will permit the Sheriff to continue to provide police services in the Round Hill area. It is estimated that the special tax levy will raise approximately \$242,000 for Fiscal Year 2018-2019.

CONSEQUENCE OF NEGATIVE ACTION:

The special tax levy will not be authorized by the Board of Supervisors resulting in the tax not being included on the 2018/19 Property Tax Roll.

CHILDREN'S IMPACT STATEMENT:



Contra  
Costa  
County

To: Board of Supervisors  
From: David O. Livingston, Sheriff-Coroner  
Date: July 24, 2018

Subject: Setting Special Tax Levy for County Service Areas P-6 Zones

---

**RECOMMENDATION(S):**

SET the special tax levy for police services Zones in County Service Area P-6 for Fiscal Year 2018-2019 as set forth in Exhibit A.

**FISCAL IMPACT:**

It is estimated the department will receive \$2.1 million cumulative revenue for all zones within County Service Area (CSA) P-6 in fiscal year 2018/19. This amount reflects a 3.2% increase from the fiscal year 2017/18 cumulative amount of approximately \$2 million. The special tax levy for parcels in each zone within CSA P-6 is adjusted annually based on the April Urban Area Consumer Price Index (CPI-U) for the San Francisco Bay Area.

**BACKGROUND:**

The above action fixes the tax rates per parcel in the P-6 Zones as outlined in their respective ordinances. In July of each calendar year, the Board of Supervisors sets the special tax levy for parcels in each CSA P-6 zone based on the April CPI-U indicator released by the Bureau of Labor Statistics (BLS) as discussed in the fiscal impact section.

**CONSEQUENCE OF NEGATIVE ACTION:**

The special tax levy will not be authorized by the Board of Supervisors, and the taxes will not be included on the 2018/2019 Property Tax Roll.

---

APPROVE

OTHER

RECOMMENDATION OF CNTY ADMINISTRATOR

RECOMMENDATION OF BOARD COMMITTEE

---

Action of Board On: **07/24/2018**  APPROVED AS RECOMMENDED  OTHER

Clerks Notes:

**VOTE OF SUPERVISORS**

I hereby certify that this is a true and correct copy of an action taken and entered on the minutes of the Board of Supervisors on the date shown.

ATTESTED: July 24, 2018

Contact: Liz Arbuckle, (925)  
335-1529

David J. Twa, County Administrator and Clerk of the Board of Supervisors

By: , Deputy

cc: Liz Arbuckle, Heike Anderson, Tim Ewell





CHILDREN'S IMPACT STATEMENT:

No impact.

ATTACHMENTS

Attachment A

Exhibit A

## Attachment A

### Office of the Sheriff-Coroner FY 2018/19 County Service Area P-6 Zones, Special Tax Levy

#### Zone Number and Involved Ordinance

Zone 200	Ord. No.	89-44	Zone 1505	Ord. No.	98-37	Zone 2503	Ord. No.	08-06
Zone 201	Ord. No.	93-46	Zone 1506	Ord. No.	98-29	Zone 2504	Ord. No.	16-13
Zone 202	Ord. No.	95-60	Zone 1507	Ord. No.	01-15	Zone 2600	Ord. No.	95-12
Zone 203	Ord. No.	03-29	Zone 1509	Ord. No.	01-22	Zone 2601	Ord. No.	93-81
Zone 204	Ord. No.	04-37	Zone 1510	Ord. No.	02-11	Zone 2602	Ord. No.	03-25
Zone 205	Ord. No.	04-12	Zone 1511	Ord. No.	02-14	Zone 2603	Ord. No.	04-41
Zone 206	Ord. No.	06-07	Zone 1512	Ord. No.	06-08	Zone 2604	Ord. No.	06-68
Zone 207	Ord. No.	06-23	Zone 1513	Ord. No.	07-03	Zone 2605	Ord. No.	07-12
Zone 208	Ord. No.	06-38	Zone 1514	Ord. No.	15-07	Zone 2606	Ord. No.	11-16
Zone 209	Ord. No.	06-67	Zone 1515	Ord. No.	16-03	Zone 2700	Ord. No.	93-44
Zone 210	Ord. No.	06-69	Zone 1600	Ord. No.	94-06	Zone 2701	Ord. No.	95-04
Zone 211	Ord. No.	08-21	Zone 1601	Ord. No.	92-25	Zone 2702	Ord. No.	97-40
Zone 212	Ord. No.	16-07	Zone 1602	Ord. No.	95-10	Zone 2703	Ord. No.	05-13
Zone 301	Ord. No.	04-42	Zone 1603	Ord. No.	95-40	Zone 2704	Ord. No.	06-03
Zone 400	Ord. No.	96-12	Zone 1604	Ord. No.	96-23	Zone 2800	Ord. No.	99-41
Zone 500	Ord. No.	95-60	Zone 1605	Ord. No.	97-20	Zone 2801	Ord. No.	99-53
Zone 501	Ord. No.	99-30	Zone 1606	Ord. No.	97-26	Zone 2900	Ord. No.	94-50
Zone 502	Ord. No.	01-12	Zone 1607	Ord. No.	98-12	Zone 2901	Ord. No.	96-15
Zone 503	Ord. No.	03-36	Zone 1609	Ord. No.	99-38	Zone 2902	Ord. No.	01-01
Zone 504	Ord. No.	04-21	Zone 1610	Ord. No.	99-34	Zone 2903	Ord. No.	13-13
Zone 700	Ord. No.	94-12	Zone 1611	Ord. No.	99-33	Zone 3000	Ord. No.	95-26
Zone 701	Ord. No.	96-16	Zone 1612	Ord. No.	99-42	Zone 3001	Ord. No.	04-34
Zone 702	Ord. No.	96-22	Zone 1613	Ord. No.	00-28	Zone 3002	Ord. No.	06-41
Zone 900	Ord. No.	02-18	Zone 1614	Ord. No.	01-14	Zone 3003	Ord. No.	07-04
Zone 1000	Ord. No.	94-19	Zone 1615	Ord. No.	02-10	Zone 3004	Ord. No.	07-05
Zone 1001	Ord. No.	98-17	Zone 1616	Ord. No.	06-02	Zone 3005	Ord. No.	08-01
Zone 1002	Ord. No.	03-27	Zone 1700	Ord. No.	98-20	Zone 3100	Ord. No.	96-17
Zone 1003	Ord. No.	04-02	Zone 1800	Ord. No.	95-11	Zone 3101	Ord. No.	01-24
Zone 1004	Ord. No.	05-11	Zone 1801	Ord. No.	95-50	Zone 3102	Ord. No.	02-21
Zone 1005	Ord. No.	06-15	Zone 1803	Ord. No.	98-47	Zone 3103	Ord. No.	03-07
Zone 1006	Ord. No.	06-42	Zone 1804	Ord. No.	01-08	Zone 3104	Ord. No.	04-29
Zone 1100	Ord. No.	94-07	Zone 2000	Ord. No.	98-30	Zone 3105	Ord. No.	06-01
Zone 1101	Ord. No.	99-21	Zone 2200	Ord. No.	99-53	Zone 3106	Ord. No.	06-24
Zone 1200	Ord. No.	95-45	Zone 2201	Ord. No.	00-02	Zone 3107	Ord. No.	06-27
Zone 1201	Ord. No.	03-35	Zone 2202	Ord. No.	04-35	Zone 3108	Ord. No.	07-13
Zone 1500	Ord. No.	95-24	Zone 2203	Ord. No.	04-36	Zone 3109	Ord. No.	07-38
Zone 1501	Ord. No.	95-49	Zone 2300	Ord. No.	94-69	Zone 3110	Ord. No.	07-39
Zone 1502	Ord. No.	96-29	Zone 2500	Ord. No.	96-14	Zone 3112	Ord. No.	10-05
Zone 1503	Ord. No.	98-04	Zone 2501	Ord. No.	99-39			
Zone 1504	Ord. No.	97-43	Zone 2502	Ord. No.	00-37			

## Exhibit A

SET the special tax levy for police services in County Service Area P-6 for Fiscal Year 2018-2019 as follows:

### Zone 200

Vacant Lot (Use Codes 17-18, 20, 30, 50)	-	\$216.85
Single, small or large multiple residential (Use Codes 11-16, 19, 21-24, 29)	-	\$433.67
Apartments 5 to 24 units (Use Codes 25-26)	-	\$867.33
Apartments 25 to 59 units (Use Code 27)	-	\$1,301.00
Apartments 60+ units (Use Code 28)	-	\$1,734.66
Commercial/Industrial/Institutional (Use Codes 33-36, 38-40, 43, 46-49, 52-54, 56, 70, 73-75)	-	\$867.33
Commercial/Industrial/Institutional (Use Codes 31-32, 41, 44-45, 55, 76)	-	\$1,301.00
Commercial/Industrial/Institutional (Use Codes 37, 42, 51, 78)	-	\$1,734.66
Land (Use Codes 61-62)	-	\$433.67
Miscellaneous (Use Codes 88-89, 99)	-	\$433.67
Miscellaneous (Use Codes 85, 87)	-	\$867.33

This zone is in its 29th year of levy. Levy determined by the initial tax rates set in the County ordinance authorizing the special tax levy (see Attachment A), property use codes, and changes in the Consumer Price Index.

### Zones 201, 1000, 1600, 2700

Vacant Lot (Use Codes 17-18, 20, 30, 50)	-	\$191.49
Single, small or large multiple residential (Use Codes 11-16, 19, 21-24, 29)	-	\$382.96
Apartments 5 to 24 units (Use Codes 25-26)	-	\$765.96
Apartments 25 to 59 units (Use Code 27)	-	\$1,148.93
Apartments 60+ units (Use Code 28)	-	\$1,531.90
Commercial/Industrial/Institutional (Use Codes 33-36, 38-40, 43, 46-49, 52-54, 56, 70, 73-75)	-	\$765.96
Commercial/Industrial/Institutional (Use Codes 31-32, 41, 44-45, 55, 76)	-	\$1,148.93
Commercial/Industrial/Institutional (Use Codes 37, 42, 51, 78)	-	\$1,531.90
Land (Use Codes 61-62)	-	\$382.96
Miscellaneous (Use Codes 88-89, 99)	-	\$382.96
Miscellaneous (Use Codes 85, 87)	-	\$765.96

## Exhibit A

These zones are in their 25th year of levy. Levy determined by the initial tax rates set in the County ordinance authorizing the special tax levy (see Attachment A), property use codes, and changes in the Consumer Price Index.

### Zones 500, 700, 1100, 1500, 1601, 1800, 2300, 2600, 2601, 2900

Vacant Lot (Use Codes 17-18, 20, 30, 50)	-	\$187.08
Single, small or large multiple residential (Use Codes 11-16, 19, 21-24, 29)	-	\$374.12
Apartments 5 to 24 units (Use Codes 25-26)	-	\$748.27
Apartments 25 to 59 units (Use Code 27)	-	\$1,122.39
Apartments 60+ units (Use Code 28)	-	\$1,496.51
Commercial/Industrial/Institutional (Use Codes 33-36, 38-40, 43, 46-49, 52-54, 56, 70, 73-75)	-	\$748.27
Commercial/Industrial/Institutional (Use Codes 31-32, 41, 44-45, 55, 76)	-	\$1,122.39
Commercial/Industrial/Institutional (Use Codes 37, 42, 51, 78)	-	\$1,496.51
Land (Use Codes 61-62)	-	\$374.12
Miscellaneous (Use Codes 88-89, 99)	-	\$374.12
Miscellaneous (Use Codes 85, 87)	-	\$748.27

These zones are in their 24th year of levy. Levy determined by the initial tax rates set in the County ordinance authorizing the special tax levy (see Attachment A), property use codes, and changes in the Consumer Price Index.

### Zones 202, 1501, 1602, 1603, 1604, 1801, 2701, 3000, 3100

Vacant Lot (Use Codes 17-18, 20, 30, 50)	-	\$184.15
Single, small or large multiple residential (Use Codes 11-16, 19, 21-24, 29)	-	\$368.29
Apartments 5 to 24 units (Use Codes 25-26)	-	\$736.59
Apartments 25 to 59 units (Use Code 27)	-	\$1,104.89
Apartments 60+ units (Use Code 28)	-	\$1,473.17
Commercial/Industrial/Institutional (Use Codes 33-36, 38-40, 43, 46-49, 52-54, 56, 70, 73-75)	-	\$736.59
Commercial/Industrial/Institutional (Use Codes 31-32, 41, 44-45, 55, 76)	-	\$1,104.89
Commercial/Industrial/Institutional (Use Codes 37, 42, 51, 78)	-	\$1,473.17
Land (Use Codes 61-62)	-	\$368.29

## Exhibit A

Miscellaneous (Use Codes 88-89, 99)	-	\$368.29
Miscellaneous (Use Codes 85, 87)	-	\$736.59

These zones are in their 23rd year of levy. Levy determined by the initial tax rates set in the County ordinance authorizing the special tax levy (see Attachment A), property use codes, and changes in the Consumer Price Index.

### **Zones 400, 701, 702, 1200, 1502, 2500, 2901**

Vacant Lot (Use Codes 17-18, 20, 30, 50)	-	\$177.58
Single, small or large multiple residential (Use Codes 11-16, 19, 21-24, 29)	-	\$355.13
Apartments 5 to 24 units (Use Codes 25-26)	-	\$710.32
Apartments 25 to 59 units (Use Code 27)	-	\$1,065.47
Apartments 60+ units (Use Code 28)	-	\$1,420.63
Commercial/Industrial/Institutional (Use Codes 33-36, 38-40, 43, 46-49, 52-54, 56, 70, 73-75)	-	\$710.32
Commercial/Industrial/Institutional (Use Codes 31-32, 41, 44-45, 55, 76)	-	\$1,065.47
Commercial/Industrial/Institutional (Use Codes 37, 42, 51, 78)	-	\$1,420.63
Land (Use Codes 61-62)	-	\$355.13
Miscellaneous (Use Codes 88-89, 99)	-	\$355.13
Miscellaneous (Use Codes 85, 87)	-	\$710.32

These zones are in their 22nd year of levy. Levy determined by the initial tax rates set in the County ordinance authorizing the special tax levy (see Attachment A), property use codes, and changes in the Consumer Price Index.

### **Zones 1001, 1503, 1605, 1606**

Vacant Lot (Use Codes 17-18, 20, 30, 50)	-	\$172.19
Single, small or large multiple residential (Use Codes 11-16, 19, 21-24, 29)	-	\$344.35
Apartments 5 to 24 units (Use Codes 25-26)	-	\$688.71
Apartments 25 to 59 units (Use Code 27)	-	\$1,033.07
Apartments 60+ units (Use Code 28)	-	\$1,377.42
Commercial/Industrial/Institutional (Use Codes 33-36, 38-40, 43, 46-49, 52-54, 56, 70, 73-75)	-	\$688.71
Commercial/Industrial/Institutional (Use Codes 31-32, 41, 44-45, 55, 76)	-	\$1,033.07

## Exhibit A

Commercial/Industrial/Institutional (Use Codes 37, 42, 51, 78)	-	\$1,377.42
Land (Use Codes 61-62)	-	\$344.35
Miscellaneous (Use Codes 88-89, 99)	-	\$344.35
Miscellaneous (Use Codes 85, 87)	-	\$688.71

These zones are in their 21st year of levy. Levy determined by the initial tax rates set in the County ordinance authorizing the special tax levy (see Attachment A), property use codes, and changes in the Consumer Price Index.

### **Zones 1504, 1505, 1506, 1607, 1700, 1803, 2000, 2702**

Vacant Lot (Use Codes 17-18, 20, 30, 50)	-	\$164.58
Single, small or large multiple residential (Use Codes 11-16, 19, 21-24, 29)	-	\$329.14
Apartments 5 to 24 units (Use Codes 25-26)	-	\$658.31
Apartments 25 to 59 units (Use Code 27)	-	\$987.47
Apartments 60+ units (Use Code 28)	-	\$1,316.62
Commercial/Industrial/Institutional (Use Codes 33-36, 38-40, 43, 46-49, 52-54, 56, 70, 73-75)	-	\$658.31
Commercial/Industrial/Institutional (Use Codes 31-32, 41, 44-45, 55, 76)	-	\$987.47
Commercial/Industrial/Institutional (Use Codes 37, 42, 51, 78)	-	\$1,316.62
Land (Use Codes 61-62)	-	\$329.14
Miscellaneous (Use Codes 88-89, 99)	-	\$329.16
Miscellaneous (Use Codes 85, 87)	-	\$658.31

These zones are in their 20th year of levy. Levy determined by the initial tax rates set in the County ordinance authorizing the special tax levy (see Attachment A), property use codes, and changes in the Consumer Price Index.

### **Zones 501, 1101, 1609, 1610, 1611, 1612, 2501, 2800**

Vacant Lot (Use Codes 17-18, 20, 30, 50)	-	\$158.60
Single, small or large multiple residential (Use Codes 11-16, 19, 21-24, 29)	-	\$317.17
Apartments 5 to 24 units (Use Codes 25-26)	-	\$634.35
Apartments 25 to 59 units (Use Code 27)	-	\$951.55
Apartments 60+ units (Use Code 28)	-	\$1,268.73

## Exhibit A

Commercial/Industrial/Institutional (Use Codes 33-36, 38-40, 43, 46-49, 52-54, 56, 70, 73-75)	-	\$634.35
Commercial/Industrial/Institutional (Use Codes 31-32, 41, 44-45, 55, 76)	-	\$951.55
Commercial/Industrial/Institutional (Use Codes 37, 42, 51, 78)	-	\$1,268.73
Land (Use Codes 61-62)	-	\$317.17
Miscellaneous (Use Codes 88-89, 99)	-	\$317.17
Miscellaneous (Use Codes 85, 87)	-	\$634.35

These zones are in their 19th year of levy. Levy determined by the initial tax rates set in the County ordinance authorizing the special tax levy (see Attachment A), property use codes, and changes in the Consumer Price Index.

### Zones 1613, 2200, 2201, 2801

Vacant Lot (Use Codes 17-18, 20, 30, 50)	-	\$149.87
Single, small or large multiple residential (Use Codes 11-16, 19, 21-24, 29)	-	\$299.73
Apartments 5 to 24 units (Use Codes 25-26)	-	\$599.47
Apartments 25 to 59 units (Use Code 27)	-	\$899.22
Apartments 60+ units (Use Code 28)	-	\$1,198.96
Commercial/Industrial/Institutional (Use Codes 33-36, 38-40, 43, 46-49, 52-54, 56, 70, 73-75)	-	\$599.47
Commercial/Industrial/Institutional (Use Codes 31-32, 41, 44-45, 55, 76)	-	\$899.22
Commercial/Industrial/Institutional (Use Codes 37, 42, 51, 78)	-	\$1,198.96
Land (Use Codes 61-62)	-	\$299.73
Miscellaneous (Use Codes 88-89, 99)	-	\$299.73
Miscellaneous (Use Codes 85, 87)	-	\$599.47

These zones are in their 18th year of levy. Levy determined by the initial tax rates set in the County ordinance authorizing the special tax levy (see Attachment A), property use codes, and changes in the Consumer Price Index.

### Zones 502, 1507, 1614, 1804, 2502, 2902

Vacant Lot (Use Codes 17-18, 20, 30, 50)	-	\$147.77
Single, small or large multiple residential (Use Codes 11-16, 19, 21-24, 29)	-	\$295.52
Apartments 5 to 24 units (Use Codes 25-26)	-	\$591.03

## Exhibit A

Apartments 25 to 59 units (Use Code 27)	-	\$886.56
Apartments 60+ units (Use Code 28)	-	\$1,182.07
Commercial/Industrial/Institutional (Use Codes 33-36, 38-40, 43, 46-49, 52-54, 56, 70, 73-75)	-	\$591.03
Commercial/Industrial/Institutional (Use Codes 31-32, 41, 44-45, 55, 76)	-	\$886.56
Commercial/Industrial/Institutional (Use Codes 37, 42, 51, 78)	-	\$1,182.07
Land (Use Codes 61-62)	-	\$295.52
Miscellaneous (Use Codes 88-89, 99)	-	\$295.52
Miscellaneous (Use Codes 85, 87)	-	\$591.03

These zones are in their 17th year of levy. Levy determined by the initial tax rates set in the County ordinance authorizing the special tax levy (see Attachment A), property use codes, and changes in the Consumer Price Index.

### Zones 900, 1509, 1510, 1511, 1615, 3101, 3102

Vacant Lot (Use Codes 17-18, 20, 30, 50)	-	\$145.04
Single, small or large multiple residential (Use Codes 11-16, 19, 21-24, 29)	-	\$290.07
Apartments 5 to 24 units (Use Codes 25-26)	-	\$580.16
Apartments 25 to 59 units (Use Code 27)	-	\$870.22
Apartments 60+ units (Use Code 28)	-	\$1,160.29
Commercial/Industrial/Institutional (Use Codes 33-36, 38-40, 43, 46-49, 52-54, 56, 70, 73-75)	-	\$580.16
Commercial/Industrial/Institutional (Use Codes 31-32, 41, 44-45, 55, 76)	-	\$870.22
Commercial/Industrial/Institutional (Use Codes 37, 42, 51, 78)	-	\$1,160.29
Land (Use Codes 61-62)	-	\$290.07
Miscellaneous (Use Codes 88-89, 99)	-	\$290.07
Miscellaneous (Use Codes 85, 87)	-	\$580.16

These zones are in their 16th year of levy. Levy determined by the initial tax rates set in the County ordinance authorizing the special tax levy (see Attachment A), property use codes, and changes in the Consumer Price Index.

### Zones 203, 204, 503, 1002, 1004, 2602, 3103

Vacant Lot (Use Codes 17-18, 20, 30, 50)	-	\$143.72
--	---	----------



**Exhibit A**

Single, small or large multiple residential (Use Codes 11-16, 19, 21-24, 29)	-	\$287.43
Apartments 5 to 24 units (Use Codes 25-26)	-	\$574.85
Apartments 25 to 59 units (Use Code 27)	-	\$862.28
Apartments 60+ units (Use Code 28)	-	\$1,149.71
Commercial/Industrial/Institutional (Use Codes 33-36, 38-40, 43, 46-49, 52-54, 56, 70, 73-75)	-	\$574.85
Commercial/Industrial/Institutional (Use Codes 31-32, 41, 44-45, 55, 76)	-	\$862.28
Commercial/Industrial/Institutional (Use Codes 37, 42, 51, 78)	-	\$1,149.71
Land (Use Codes 61-62)	-	\$287.43
Miscellaneous (Use Codes 88-89, 99)	-	\$287.43
Miscellaneous (Use Codes 85, 87)	-	\$574.85

These zones are in their 15th year of levy. Levy determined by the initial tax rates set in the County ordinance authorizing the special tax levy (see Attachment A), property use codes, and changes in the Consumer Price Index.

**Zones 504, 1003, 1201, 2202, 2203, 3001, 3104**

Vacant Lot (Use Codes 17-18, 20, 30, 50)	-	\$139.96
Single, small or large multiple residential (Use Codes 11-16, 19, 21-24, 29)	-	\$279.90
Apartments 5 to 24 units (Use Codes 25-26)	-	\$559.81
Apartments 25 to 59 units (Use Code 27)	-	\$839.72
Apartments 60+ units (Use Code 28)	-	\$1,119.62
Commercial/Industrial/Institutional (Use Codes 33-36, 38-40, 43, 46-49, 52-54, 56, 70, 73-75)	-	\$559.81
Commercial/Industrial/Institutional (Use Codes 31-32, 41, 44-45, 55, 76)	-	\$839.72
Commercial/Industrial/Institutional (Use Codes 37, 42, 51, 78)	-	\$1,119.62
Land (Use Codes 61-62)	-	\$279.90
Miscellaneous (Use Codes 88-89, 99)	-	\$279.90
Miscellaneous (Use Codes 85, 87)	-	\$559.81

These zones are in their 14th year of levy. Levy determined by the initial tax rates set in the County ordinance authorizing the special tax levy (see Attachment A), property use codes, and changes in the Consumer Price Index.

**Zones 205, 301, 2603, 2703**

**Exhibit A**

Vacant Lot (Use Codes 17-18, 20, 30, 50)	-	\$135.55
Single, small or large multiple residential (Use Codes 11-16, 19, 21-24, 29)	-	\$271.06
Apartments 5 to 24 units (Use Codes 25-26)	-	\$542.15
Apartments 25 to 59 units (Use Code 27)	-	\$813.20
Apartments 60+ units (Use Code 28)	-	\$1,084.28
Commercial/Industrial/Institutional (Use Codes 33-36, 38-40, 43, 46-49, 52-54, 56, 70, 73-75)	-	\$542.15
Commercial/Industrial/Institutional (Use Codes 31-32, 41, 44-45, 55, 76)	-	\$813.20
Commercial/Industrial/Institutional (Use Codes 37, 42, 51, 78)	-	\$1,084.28
Land (Use Codes 61-62)	-	\$271.06
Miscellaneous (Use Codes 88-89, 99)	-	\$271.06
Miscellaneous (Use Codes 85, 87)	-	\$542.15

These zones are in their 13th year of levy. Levy determined by the initial tax rates set in the County ordinance authorizing the special tax levy (see Attachment A), property use codes, and changes in the Consumer Price Index.

**Zones 206, 207, 208, 209, 1005, 1006, 1512, 1616, 2704, 3002, 3105, 3106, 3107**

Vacant Lot (Use Codes 17-18, 20, 30, 50)	-	\$131.14
Single, small or large multiple residential (Use Codes 11-16, 19, 21-24, 29)	-	\$262.28
Apartments 5 to 24 units (Use Codes 25-26)	-	\$524.51
Apartments 25 to 59 units (Use Code 27)	-	\$786.78
Apartments 60+ units (Use Code 28)	-	\$1,049.04
Commercial/Industrial/Institutional (Use Codes 33-36, 38-40, 43, 46-49, 52-54, 56, 70, 73-75)	-	\$524.51
Commercial/Industrial/Institutional (Use Codes 31-32, 41, 44-45, 55, 76)	-	\$786.78
Commercial/Industrial/Institutional (Use Codes 37, 42, 51, 78)	-	\$1,049.04
Land (Use Codes 61-62)	-	\$262.28
Miscellaneous (Use Codes 88-89, 99)	-	\$262.28
Miscellaneous (Use Codes 85, 87)	-	\$524.51

These zones are in their 12th year of levy. Levy determined by the initial tax rates set in the County ordinance authorizing the special tax levy (see Attachment A), property use codes, and changes in the Consumer Price Index.

## Exhibit A

### Zones 210, 1513, 2604, 2605, 3003, 3004, 3108, 3109, 3110

Vacant Lot (Use Codes 17-18, 20, 30, 50)	-	\$125.86
Single, small or large multiple residential (Use Codes 11-16, 19, 21-24, 29)	-	\$251.69
Apartments 5 to 24 units (Use Codes 25-26)	-	\$503.38
Apartments 25 to 59 units (Use Code 27)	-	\$755.07
Apartments 60+ units (Use Code 28)	-	\$1,006.76
Commercial/Industrial/Institutional (Use Codes 33-36, 38-40, 43, 46-49, 52-54, 56, 70, 73-75)	-	\$503.38
Commercial/Industrial/Institutional (Use Codes 31-32, 41, 44-45, 55, 76)	-	\$755.07
Commercial/Industrial/Institutional (Use Codes 37, 42, 51, 78)	-	\$1,006.76
Land (Use Codes 61-62)	-	\$251.69
Miscellaneous (Use Codes 88-89, 99)	-	\$251.69
Miscellaneous (Use Codes 85, 87)	-	\$503.38

These zones are in their 11th year of levy. Levy determined by the initial tax rates set in the County ordinance authorizing the special tax levy (see Attachment A), property use codes, and changes in the Consumer Price Index.

### Zones 211, 2503, 3005

Vacant Lot (Use Codes 17-18, 20, 30, 50)	-	\$125.57
Single, small or large multiple residential (Use Codes 11-16, 19, 21-24, 29)	-	\$251.12
Apartments 5 to 24 units (Use Codes 25-26)	-	\$502.26
Apartments 25 to 59 units (Use Code 27)	-	\$753.41
Apartments 60+ units (Use Code 28)	-	\$1,004.53
Commercial/Industrial/Institutional (Use Codes 33-36, 38-40, 43, 46-49, 52-54, 56, 70, 73-75)	-	\$502.26
Commercial/Industrial/Institutional (Use Codes 31-32, 41, 44-45, 55, 76)	-	\$753.41
Commercial/Industrial/Institutional (Use Codes 37, 42, 51, 78)	-	\$1,004.53
Land (Use Codes 61-62)	-	\$251.12
Miscellaneous (Use Codes 88-89, 99)	-	\$251.12
Miscellaneous (Use Codes 85, 87)	-	\$502.26

## Exhibit A

These zones are in their 10th year of levy. Levy determined by the initial tax rates set in the County ordinance authorizing the special tax levy (see Attachment A), property use codes, and changes in the Consumer Price Index.

### Zone 2606, 2903, 3112

Vacant Lot (Use Codes 17-18, 20, 30, 50)	-	\$118.57
Single, small or large multiple residential (Use Codes 11-16, 19, 21-24, 29)	-	\$237.16
Apartments 5 to 24 units (Use Codes 25-26)	-	\$474.30
Apartments 25 to 59 units (Use Code 27)	-	\$711.47
Apartments 60+ units (Use Code 28)	-	\$948.63
Commercial/Industrial/Institutional (Use Codes 33-36, 38-40, 43, 46-49, 52-54, 56, 70, 73-75)	-	\$474.30
Commercial/Industrial/Institutional (Use Codes 31-32, 41, 44-45, 55, 76)	-	\$711.47
Commercial/Industrial/Institutional (Use Codes 37, 42, 51, 78)	-	\$948.63
Land (Use Codes 61-62)	-	\$237.16
Miscellaneous (Use Codes 88-89, 99)	-	\$237.16
Miscellaneous (Use Codes 85, 87)	-	\$474.30

These zone are in their seventh year of levy. Levy determined by the initial tax rates set in the County ordinance authorizing the special tax levy (see Attachment A), property use codes, and changes in the Consumer Price Index.

### Zone 1514

Vacant Lot (Use Codes 17-18, 20, 30, 50)	-	\$112.68
Single, small or large multiple residential (Use Codes 11-16, 19, 21-24, 29)	-	\$225.37
Apartments 5 to 24 units (Use Codes 25-26)	-	\$450.74
Apartments 25 to 59 units (Use Code 27)	-	\$676.10
Apartments 60+ units (Use Code 28)	-	\$901.47
Commercial/Industrial/Institutional (Use Codes 33-36, 38-40, 43, 46-49, 52-54, 56, 70, 73-75)	-	\$450.74
Commercial/Industrial/Institutional (Use Codes 31-32, 41, 44-45, 55, 76)	-	\$676.10
Commercial/Industrial/Institutional (Use Codes 37, 42, 51, 78)	-	\$901.47
Land (Use Codes 61-62)	-	\$225.37
Miscellaneous (Use Codes 88-89, 99)	-	\$225.37

## Exhibit A

Miscellaneous (Use Codes 85, 87)	-	\$450.74
----------------------------------	---	----------

This zone is in its third year of levy. Levy determined by the initial tax rates set in the County ordinance authorizing the special tax levy (see Attachment A), property use codes, and changes in the Consumer Price Index.

### Zone 212, 1515, 2504

Vacant Lot (Use Codes 17-18, 20, 30, 50)	-	\$103.20
Single, small or large multiple residential (Use Codes 11-16, 19, 21-24, 29)	-	\$206.41
Apartments 5 to 24 units (Use Codes 25-26)	-	\$412.82
Apartments 25 to 59 units (Use Code 27)	-	\$619.23
Apartments 60+ units (Use Code 28)	-	\$825.64
Commercial/Industrial/Institutional (Use Codes 33-36, 38-40, 43, 46-49, 52-54, 56, 70, 73-75)	-	\$412.82
Commercial/Industrial/Institutional (Use Codes 31-32, 41, 44-45, 55, 76)	-	\$619.23
Commercial/Industrial/Institutional (Use Codes 37, 42, 51, 78)	-	\$825.64
Land (Use Codes 61-62)	-	\$206.41
Miscellaneous (Use Codes 88-89, 99)	-	\$206.41
Miscellaneous (Use Codes 85, 87)	-	\$412.82

These zones are in their second year of levy. Levy determined by the initial tax rates set in the County ordinance authorizing the special tax levy (see Attachment A), property use codes, and changes in the Consumer Price Index.



Contra  
Costa  
County

To: Board of Supervisors  
From: David O. Livingston, Sheriff-Coroner  
Date: July 24, 2018

Subject: Purchase Order - Night Vision Devices

---

**RECOMMENDATION(S):**

APPROVE and AUTHORIZE the Purchasing Agent to execute, on behalf of the Sheriff-Coroner, a purchase order with Night Vision Devices, in an amount not to exceed \$129,506.29 for the purchase of 31 night vision monoculars, mounts, adaptors, shrouds, beacons and cases.

**FISCAL IMPACT:**

\$129,506.29 FY 2017 Urban Area Security Initiative (UASI) Grant. Zero Net County Cost.

**BACKGROUND:**

The Contra Costa County Office of the Sheriff's Special Weapons and Tactics (SWAT) team has identified the need for the acquisition of enhanced vision and video optic capabilities, to include night vision goggles (NVG's) for the tactical operators. As recent terrorist events have unfolded in the United States, the State of California, and internationally, the role and scope of the SWAT team has evolved to include not just law enforcement activities, such as servicing high-risk warrants, barricaded / hostage events, but also responding and reacting to terrorist attacks, explosive devices, and inspection of suspicious packages. A recent gap analysis conducted by SWAT Command of the team's capabilities concluded the SWAT team is ill-equipped to effectively respond, react, and neutralize any threat during nighttime hours or operations under low light conditions in interior and exterior environments.

APPROVE

OTHER

RECOMMENDATION OF CNTY ADMINISTRATOR

RECOMMENDATION OF BOARD COMMITTEE

---

Action of Board On: **07/24/2018**  APPROVED AS RECOMMENDED  OTHER

Clerks Notes:

**VOTE OF SUPERVISORS**

I hereby certify that this is a true and correct copy of an action taken and entered on the minutes of the Board of Supervisors on the date shown.

ATTESTED: July 24, 2018

Contact: Liz Arbuckle,  
335-1529

David J. Twa, County Administrator and Clerk of the Board of Supervisors

By: , Deputy

cc: Liz Arbuckle, Heike Anderson, Tim Ewell

BACKGROUND: (CONT'D)

These incidents may involve extensive searches for the suspects and civilians in open fields, urban environments, interior buildings and structures. These events can last several hours during the daytime and nighttime. The acquisition of night vision equipment for the SWAT team will greatly enhance the team's capabilities and response in the region during similar events.

Therefore, the Contra Costa County Office of the Sheriff's SWAT team is requesting UASI FY17 grant funds for the purchase and acquisition of individual night vision goggles, mounts, adaptors, shrouds, beacons and cases for the tactical operators.

CONSEQUENCE OF NEGATIVE ACTION:

The SWAT team does not currently have night vision and will remain ill-equipped to effectively respond and react to threats during nighttime hours or low-light conditions.

CHILDREN'S IMPACT STATEMENT:

No impact.



Contra  
Costa  
County

To: Board of Supervisors  
From: David Twa, County Administrator  
Date: July 24, 2018

Subject: Request for a One-Time Waiver of the County Policy Requiring Competitive Bidding for Community-Based Services

---

**RECOMMENDATION(S):**

WAIVE the County policy that requires competitive bidding for community-based services to enable the Health Services Department to expend recently awarded federal funding for alcohol and other drugs services by the October 1, 2018 federal deadline.

**FISCAL IMPACT:**

100% Federal funds; Substance Abuse and Prevention Treatment Block Grant (SAPT-BG).

**BACKGROUND:**

The California Department of Health Care Services (DHCS) provides funding to counties for Substance Abuse Disorder (SUD) prevention and treatment services through a contractual mechanism. This contract is supported by State General Fund, Federal Substance Abuse Prevention and Treatment Block Grant (SAPT-BG) and the federal share of reimbursement claimed for Drug Medi-Cal services.

In late March, the Health Services Department was notified by the DHCS of the availability of additional one-time only SAPT-BG funds. A requirement of award for these funds is that they must be fully expended between May 1 and October 1, 2018. Health Services - Alcohol and Other Drugs Services (AODS) submitted to the State an itemized budget in the amount of \$3.5 million with a proposed list of allowed SAPT-BG services

---

APPROVE

OTHER

RECOMMENDATION OF CNTY ADMINISTRATOR

RECOMMENDATION OF BOARD COMMITTEE

---

Action of Board On: **07/24/2018**  APPROVED AS RECOMMENDED  OTHER

Clerks Notes:

**VOTE OF SUPERVISORS**

I hereby certify that this is a true and correct copy of an action taken and entered on the minutes of the Board of Supervisors on the date shown.

ATTESTED: July 24, 2018

Contact: Julie DiMaggio Enea  
(925) 335-1077

David J. Twa, County Administrator and Clerk of the Board of Supervisors

By: , Deputy

cc: CAO, HSD-AOD



### BACKGROUND: (CONT'D)

and activities. The Board of Supervisors, on April 10, authorized the acceptance of the additional funds \$3.5 million, which will be used to enhance existing programs within prevention, treatment and recovery services that benefit Contra Costa residents at risk of developing, or who are diagnosed with, a SUD.

The availability of excess or underspent SAPT-BG funds is unusual. The period of time allowed for the County to respond this unique opportunity was just 10 days. The subsequent official approval of the State-County contract for the additional funds was also delayed and became effective only at the end of May. That DHCS approached our county corresponds to AODS's good standing with the State and and the State's confidence that the County has the needs capacity to expend the funding within the stipulated short timeframe. The funds cannot be carried over; if funding is not spent within the timeframe, it will become forfeit.

The County has a policy requiring contracts with community-based organizations in excess of \$50,000 to be competitively bid. The policy stipulates, however, that the Board of Supervisors may, upon the recommendation of the County Administrator, waive the policy. Under regular circumstances, AODS would adhere to County competitive bidding policy and processes, and work closely with community-based organizations to establish contractual agreements. Due to the extenuating circumstances just described, the County Administrator recommends a waiver to contract with an organization to provide recovery residence services for individuals diagnosed with SUD and actively participating in intensive or regular outpatient treatment services. Because of the implementation of the Drug Medi-Cal Organized Delivery System (DMC-ODS) in Contra Costa County, the Health Services Department has effectively eliminated long waiting lists to enter SUD residential treatment. Likewise, as a result of the DMC-ODS, the County received a waiver to fund recovery residences through SAPT-BG funds. Providing an AOD-free housing environment supports outpatient SUD treatment and long term sobriety. Approval of this recommendation would help the Health Services Department fulfill one of the proposed activities through the SAPT-BG grant award, further the goals of the DMC-ODS waiver of implementing evidence-based practices, support the ongoing treatment of individuals in a safe AOD-free environment, and avoid the forfeiture of supplemental funds to DHCS.

### CONSEQUENCE OF NEGATIVE ACTION:

Should the Board elect to not approve the recommendation, the Health Services Department will likely forfeit \$300,000 of the \$3.5 million supplemental SAPT-BG funding designated for recovery residences due to the short timeframe in which the funds must be expended.



Contra  
Costa  
County

To: Board of Supervisors  
From: Anna Roth, Health Services Director  
Date: July 24, 2018

Subject: Contract #72-105-1 with Blue Cross of California (dba Anthem Blue Cross)

---

**RECOMMENDATION(S):**

APPROVE and AUTHORIZE the Health Services Director, or designee, to execute on behalf of the County, Contract #72-105-1 with Blue Cross of California (dba Anthem Blue Cross), a corporation, a non-financial agreement to provide patient referrals of eligible women for the Black Infant Health Program for the period July 1, 2018 through June 30, 2020.

**FISCAL IMPACT:**

No fiscal impact as this is a non-financial agreement.

**BACKGROUND:**

The Black Infant Health Project was created to provide services mandated by the California State Department of Health Care Services to develop a partnership for reducing the African-American infant morbidity and mortality rates. This project meets the social needs of the County's population by providing case management services, outreach, recruitment, enrollment into group intervention, education and support, to pregnant and/or parenting women and their infants in East and West County, including those in the African-American Community.

---

APPROVE
  OTHER  
 RECOMMENDATION OF CNTY ADMINISTRATOR
  RECOMMENDATION OF BOARD COMMITTEE

---

Action of Board On: **07/24/2018**  APPROVED AS RECOMMENDED  OTHER

Clerks Notes:

**VOTE OF SUPERVISORS**

I hereby certify that this is a true and correct copy of an action taken and entered on the minutes of the Board of Supervisors on the date shown.

ATTESTED: July 24, 2018

Contact: Dan Peddycord,  
925-313-6712

David J. Twa, County Administrator and Clerk of the Board of Supervisors

By: , Deputy

cc: D Morgan, M WILHELM

BACKGROUND: (CONT'D)

On July 11, 2017, the Board of Supervisors approved Contract #72-105 with Blue Cross of California (dba Anthem Blue Cross) for the provision of patient referrals of eligible women for the Black Infant Health Program, for the period July 1, 2017 through June 30, 2018.

Approval of Contract #72-105-1 allows the contractor to continue providing services through June 30, 2020.

CONSEQUENCE OF NEGATIVE ACTION:

If this contract is not approved, pregnant and/or parenting women and their infants will not receive State mandated Black Infant Health Program case management services that are intended to reduce African-American infant morbidity and mortality rates.

CHILDREN'S IMPACT STATEMENT:

This program supports the following Board of Supervisors' community outcomes: "Children Ready For and Succeeding in School"; "Families that are Safe, Stable, and Nurturing"; and "Communities that are Safe and Provide a High Quality of Life for Children and Families". Expected program outcomes include an increase in positive social and emotional development as measured by the Child and Adolescent Functional Assessment Scale.



Contra  
Costa  
County

To: Board of Supervisors  
From: Anna Roth, Health Services Director  
Date: July 24, 2018

Subject: Unpaid Student Training Agreement #26-575-4 with Health Career College

---

**RECOMMENDATION(S):**

APPROVE and AUTHORIZE the Health Services Director, or designee, to execute on behalf of the County, Contract #26-575-4, the Unpaid Student Training Agreement with Health Career College, an educational institution, to provide supervised field instruction at Contra Costa Regional Medical Center and Health Centers to electrocardiogram (EKG), medical assisting externship and phlebotomy students, for the period July 1, 2018 through June 30, 2021.

**FISCAL IMPACT:**

This is a non-financial agreement.

**BACKGROUND:**

The purpose of this agreement is to provide Health Career College students with the opportunity to integrate academic knowledge with applied skills at progressively higher levels of performance and responsibility. Supervised fieldwork experience for students is considered to be an integral part of both educational and professional preparation. The Health Services Department can provide the requisite field education, while at the same time, benefiting from the students' services to patients.

On

---

APPROVE
  OTHER  
 RECOMMENDATION OF CNTY ADMINISTRATOR
  RECOMMENDATION OF BOARD COMMITTEE

---

Action of Board On: **07/24/2018**  APPROVED AS RECOMMENDED  OTHER

Clerks Notes:

**VOTE OF SUPERVISORS**

I hereby certify that this is a true and correct copy of an action taken and entered on the minutes of the Board of Supervisors on the date shown.

ATTESTED: July 24, 2018

Contact: Jaspreet Benepal,  
925-370-5101

David J. Twa, County Administrator and Clerk of the Board of Supervisors

By: , Deputy

cc: D Morgan, Marcy Wilhelm

BACKGROUND: (CONT'D)

July 21, 2015, the Board of Supervisors approved Contract #26-575-3 with Health Career College for the period from July 1, 2015 through June 30, 2018 for the provision of supervised fieldwork instruction experience with Health Services.

Approval of Unpaid Student Training Agreement #26-575-4 will allow Health Career College EKG, medical assisting externship and phlebotomy students to receive supervised fieldwork instruction experience, at Contra Costa Regional Medical Center and Health Centers through June 30, 2021.

CONSEQUENCE OF NEGATIVE ACTION:

If this contract is not approved, the students will not receive supervised fieldwork instruction experience at Contra Costa Regional Medical Center and Health Centers.



Contra  
Costa  
County

To: Board of Supervisors  
From: Anna Roth, Health Services Director  
Date: July 24, 2018

Subject: Unpaid Student Training Agreement #22-983-4 with Mt. Diablo Unified School District, Adult Education

---

**RECOMMENDATION(S):**

APPROVE and AUTHORIZE the Health Services Director, or designee, to execute on behalf of the County, Contract #22-983-4, the Unpaid Student Training Agreement with Mt. Diablo Unified School District, Adult Education, an educational institution, to provide supervised field instruction in the County's Public Health Division to dental assistant students for the period July 1, 2018 through June 30, 2020.

**FISCAL IMPACT:**

None.

**BACKGROUND:**

The purpose of this agreement is to provide Mt. Diablo Unified School District, Adult Education dental assistant students with the opportunity to integrate academic knowledge with applied skills at progressively higher levels of performance and responsibility. Supervised fieldwork experience for students is considered to be an integral part of both educational and professional preparation. The Health Services Department can provide the requisite field education, while at the same time, benefiting from the students' services to patients.

On May 10, 2016, the Board of Supervisors approved Contract #22-983-3 with Mt. Diablo Unified School District, Adult Education for the period from July 1, 2016 through June 30, 2018 for the provision

APPROVE

OTHER

RECOMMENDATION OF CNTY ADMINISTRATOR

RECOMMENDATION OF BOARD COMMITTEE

---

Action of Board On: **07/24/2018**  APPROVED AS RECOMMENDED  OTHER

Clerks Notes:

**VOTE OF SUPERVISORS**

I hereby certify that this is a true and correct copy of an action taken and entered on the minutes of the Board of Supervisors on the date shown.

ATTESTED: July 24, 2018

Contact: Dan Peddycord,  
925-313-6712

David J. Twa, County Administrator and Clerk of the Board of Supervisors

By: , Deputy

cc: D Morgan, M WILHELM

BACKGROUND: (CONT'D)

of supervised fieldwork instruction experience with Health Services.

Approval of Unpaid Student Training Agreement #22-983-4 will allow Mt. Diablo Unified School District, Adult Education dental assistant students to receive supervised fieldwork instruction experience, in County's Public Health Division, through June 30, 2020.

CONSEQUENCE OF NEGATIVE ACTION:

If this contract is not approved, the students will not receive supervised fieldwork instruction experience in the County's Public Health Division.



Contra  
Costa  
County

To: Board of Supervisors  
From: Anna Roth, Health Services Director  
Date: July 24, 2018

Subject: CSA EM-1 Final Report (Measure H)

---

**RECOMMENDATION(S):**

ADOPT Resolution No. 2018/442 confirming Final Report for CSA EM-1 (Emergency Medical Services) and setting assessments to be collected with the FY 2018-19 property taxes.

**FISCAL IMPACT:**

No General Fund impact. Proposed FY 2018-19 assessments for CSA EM-1 total \$4,870,803.45.

**BACKGROUND:**

On June 12, 2018 your Board held a public hearing on the Tentative Report for CSA EM-1 and adopted Resolution No. 2018/219 declaring the Board's intent to levy assessments set forth in that report. Pursuant to Ordinance Code Section 1012-2.612, the attached Final Report for CSA EM-1 updates the Tentative Report based solely upon changes in ownership, changes of address, subdivision of existing parcels, and changes in the class of use of parcels.

Revenues from the CSA EM-1 assessments are used to provide an enhanced countywide emergency medical service system as approved by the voters with the passage of Measure H in November 1988. Enhanced EMS services include (1) increased paramedic coverage; (2) added emergency medical training and equipment for firefighters; and (3) an improved EMS communications systems.

---

APPROVE

OTHER

RECOMMENDATION OF CNTY ADMINISTRATOR

RECOMMENDATION OF BOARD COMMITTEE

---

Action of Board On: **07/24/2018**  APPROVED AS RECOMMENDED  OTHER

Clerks Notes:

**VOTE OF SUPERVISORS**

I hereby certify that this is a true and correct copy of an action taken and entered on the minutes of the Board of Supervisors on the date shown.

ATTESTED: July 24, 2018

Contact: Patricia Frost,  
925-646-4690

David J. Twa, County Administrator and Clerk of the Board of Supervisors

By: , Deputy

cc: Tasha Scott, Patti Weisinger, Marcy Wilhelm



BACKGROUND: (CONT'D)

The basic assessment rate proposed for Zone B, comprising all the area of Contra Costa County except for San Ramon Valley, is \$10.00 per single-family residence or benefit unit. The rate proposed for Zone A (San Ramon Valley), which does not include paramedic subsidy, is \$3.94. These rates are unchanged from the prior year.

CONSEQUENCE OF NEGATIVE ACTION:

Failure to set the CSA EM-1 assessment rate prior to August 10, 2018 may result in the EM-1 assessments not being included in the property tax bills.

ATTACHMENTS

Resolution No. 2018/442

EM-1 Final Report

**THE BOARD OF SUPERVISORS OF CONTRA COSTA COUNTY, CALIFORNIA**  
**and for Special Districts, Agencies and Authorities Governed by the Board**

Adopted this Resolution on 07/24/2018 by the following vote:

**AYE:**   
**NO:**   
**ABSENT:**   
**ABSTAIN:**   
**RECUSE:**



**Resolution No. 2018/442**

**IN THE MATTER OF confirming the Final Report for County Service Area EM-1 (Emergency Medical Services), Fiscal Year 2018-19, and Approval of Assessments.**

WHEREAS County Service Area EM-1 has been established to provide enhanced emergency medical services as miscellaneous extended services pursuant to the County Service Area Law (Government Code Sections 25210.1 and following);

WHEREAS the Board, on June 12, 2018 held a public hearing and thereafter adopted Resolution No. 2018/219 confirming the Tentative Report for CSA EM-1, Fiscal Year 2018-19 and declaring its intent to levy and collect assessments set forth therein; and

WHEREAS the Tentative Report has been revised to conform to the official 2018-19 assessments roll and filed as the Final Report for CSA EM-1, Fiscal Year 2018-19 pursuant to Ordinance Code Section 1012-2.612;

NOW, THEREFORE, BE IT RESOLVED that the Board of Supervisors hereby confirms the Final Report for CSA EM-1, Fiscal Year 2018-19, and hereby levies the assessments identified therein for Fiscal Year 2018-19. The assessment for each parcel shall appear as a separate item on the tax bill to be collected at the same time and in the same manner as ordinary county *ad valorem* property taxes and subject to the same penalties and the same procedure and sale in case of delinquency.

I hereby certify that this is a true and correct copy of an action taken and entered on the minutes of the Board of Supervisors on the date shown.

**ATTESTED: July 24, 2018**

David J. Twa, County Administrator and Clerk of the Board of Supervisors

**Contact: Patricia Frost, 925-646-4690**

By: , Deputy

**cc:** Tasha Scott, Patti Weisinger, Marcy Wilhelm

July 24, 2018

The attached Final Report for County Service Area EM-1 (Zones A and B) for Fiscal Year 2018-19 is hereby filed pursuant to Ordinance Code Section 1012-2.602.

A handwritten signature in black ink, appearing to read 'Pat Frost', is written above a horizontal line.

Pat Frost  
Emergency Medical Services Director

**CONTRA COSTA HEALTH SERVICES  
Emergency Medical Services Agency**

County Service Area EM-1 (Zones A and B)

Final Report

Fiscal Year 2018-19

County Service Area EM-1 has been established to provide enhanced emergency medical services as a miscellaneous extended service within two designated zones:

Zone A: Those parcels located within the territory of the San Ramon Valley Fire Protection District.

Zone B: Those parcels located within Contra Costa County, but not within Zone A, above.

ASSESSMENTS will be levied on each parcel based upon a formula using the following factors:

**BENEFIT UNIT:** A number of BENEFIT UNITS has been assigned to each parcel based upon the Assessor's Use Code classification. For example, a single-family residence (Use Code 11) is assigned one BENEFIT UNIT. Parcels with other Use Code classifications are assigned a number of BENEFIT UNITS based upon the relative benefit from the miscellaneous extended services provided under CSA EM-1. Exhibit A is a Table of BENEFIT UNITS showing the number of BENEFIT UNITS assigned parcels for each Use Code classification.

**RATE:** The RATE is the dollar amount of the ASSESSMENT levied per BENEFIT UNIT. Separate RATES have been established for each zone based upon the miscellaneous extended services to be provided within that zone.

The formula for calculating the ASSESSMENT on each parcel is as follows:

$$\text{ASSESSMENT} = \text{BENEFIT UNITS} \times \text{RATE}$$

### Zone A

The RATE that has been established for Zone A is:

\$3.94 per BENEFIT UNIT

Exhibit B is the "Zone A - Table of Assessments," showing the ASSESSMENT established for each parcel according to its USE CODE. A description of each parcel and the USE CODE number assigned thereto is contained in Exhibit C.

The total ASSESSMENTS for Zone A are \$234,203.45 based upon 50,874 ASSESSED PARCELS.

### Zone B

The RATE that has been established for Zone B is:

\$10.00 per BENEFIT UNIT

Exhibit D is the "Zone B - Table of Assessments," showing the ASSESSMENT established for each parcel according to its USE CODE. A description of each parcel and the USE CODE number of assigned thereto is contained in Exhibit E.

The total ASSESSMENTS for Zone B are \$4,636,600.00 based upon 295,874 ASSESSED PARCELS.

**COUNTY SERVICE AREA EM-1  
(ZONES A AND B)**

**Table of Benefit Units**

<b>Benefit Units</b>	<b>Use Code</b>	<b>Description</b>
<b>RESIDENTIAL:</b>		
0.0	10	Vacant, unbuildable
1.0	11	Single family, 1 residential on 1 Site and Duets w/o minor common areas
1.0	12	Single family, 1 residential on 2 or more sites
2.0	13	Single family, 2 or more residential on 1 or more sites
1.0	14	Single family on other than single family land
0.0	15	Miscellaneous improvements, 1 or more site, incl. trees and vines
0.0	16	Single family attached residence, townhouse, duets
0.0	17	Vacant, 1 site (includes PUD sites)
0.5	18	Vacant, 2 or more sites
1.0	19	Single family detached res. with major common area (pool, tennis, clubhouse, or other amenities), Cluster Homes
<b>MULTIPLE:</b>		
0.5	20	Vacant
2.0	21	Duplex
3.0	22	Triplex
4.0	23	Fourplex
3.0	24	Combinations, e.g. single and a double
5.0	25	Apartments, 5-12 units, inclusive
13.0	26	Apartments, 13-24 units, inclusive
25.0	27	Apartments, 25-59 units, inclusive
60.0	28	Apartments, 60 units or more
1.0	29	Condos, cooperatives (-1 Single Family) (-2 Rossmoor)
<b>COMMERCIAL:</b>		
0.5	30	Vacant
3.0	31	Commercial stores (not supermarkets)
3.0	32	Small grocery stores (7-11, mom and pop, quick-stop)
3.0	33	Office buildings
10.0	34	Medical, dental
3.0	35	Service stations; car washes; bulk plants; mini lube
3.0	36	Auto repair
3.0	37	Community facilities; recreational; swim pool association
3.0	38	Golf courses
3.0	39	Bowling alleys

**COUNTY SERVICE AREA EM-1  
(ZONES A AND B)**

**Table of Benefit Units  
(Continued)**

<b>Benefit Units</b>	<b>Use Code</b>	<b>Description</b>
COMMERCIAL		
3.0	40	Boat Harbors
3.0	41	Supermarkets (not in shopping centers)
15.0	42	Shopping centers (all parcels include vacant for future shopping center)
3.0	43	Financial buildings (insurance and title companies, banks, savings and loans)
20.0	44	Motels, hotels, and mobile home parks
3.0	45	Theaters
3.0	46	Drive-in restaurants (hamburgers, taco, etc.)
3.0	47	Restaurants (not drive-in; inside service only)
3.0	48	Multiple and commercial; miscellaneous improved
3.0	49	New car auto agencies
INDUSTRIAL:		
0.5	50	Vacant Land
20.0	51	Industrial Park (with structures)
3.0	52	Research and Development, with or without structures
20.0	53	Light industrial
500.0	54	Heavy industrial
3.0	55	Mini-warehouse (public storage)
3.0	56	Miscellaneous improvements, including trees & vines on light or heavy industrial
0.0	57	(unassigned)
0.0	58	(unassigned)
0.0	59	Pipeline rights-of-way
LAND:		
0.0	60	(unassigned)
1.0	61	Rural, residential improved; 1 to 10 acres
1.0	62	Rural, with or without miscellaneous structures, 1 to 10 acres
1.0	63	Urban acreage, 10 to 40 acres
2.0	64	Urban acreage, more than 40 acres
1.0	65	Orchards, vineyards, row crops, irrigated pastures, 10 to 40 acres
2.0	66	Orchards, vineyards, row crops, irrigated pastures over 40 acres
1.0	67	Dry farming, grazing and pasturing, 10 to 40 acres
2.0	68	Dry farming, grazing and pasturing, over 40 acres
1.0	69	Agricultural preserves

**COUNTY SERVICE AREA EM-1  
(ZONES A AND B)**

**Table of Benefit Units  
(Continued)**

<b>Benefit Units</b>	<b>Use Code</b>	<b>Description</b>
INSTITUTIONAL:		
50.0	70	Convalescent hospitals and rest homes
0.0	71	Churches
1.0	72	Schools & colleges, public or private, with or without improvements
100.0	73	Hospitals, with or without improvements
1.0	74	Cemeteries, mortuaries
1.0	75	Fraternal and service organizations, group homes, shelters
25.0	76	Retirement housing complex
0.0	77	Cultural uses (libraries, museums)
3.0	78	Parks and playgrounds
0.0	79	Government- owned, with or without buildings (federal, state, city, BART)
MISCELLANEOUS:		
0.0	80	Mineral rights (productive/nonproductive)
0.0	81	Private roads
3.0	82	Pipelines and canals
0.0	83	State board assessed parcels
1.0	84	Utilities, with or without buildings (not assessed by SBE)
1.0	85	Public and private parking
1.0	86	Taxable municipally- owned property
0.0	87	Common area parcels in PUD's (open spaces, recreational facilities)
0.0	88	Mobile home
0.0	89	Other, split parcels in different Tax Code Areas
1.0	99	Awaiting assignment



**COUNTY SERVICE AREA EM-1**

**Zone A - Table of Assessments**

<b>Use Code</b>	<b>Benefit Units</b>	<b>Zone A Rate</b>	<b>Assessment</b>
10	0.0	\$3.94	\$0.00
11	1.0	\$3.94	\$3.94
12	1.0	\$3.94	\$3.94
13	2.0	\$3.94	\$7.88
14	1.0	\$3.94	\$3.94
15	0.0	\$3.94	\$0.00
16	0.0	\$3.94	\$0.00
17	0.0	\$3.94	\$0.00
18	0.5	\$3.94	\$1.97
19	1.0	\$3.94	\$3.94
20	0.5	\$3.94	\$1.97
21	2.0	\$3.94	\$7.88
22	3.0	\$3.94	\$11.82
23	4.0	\$3.94	\$15.76
24	3.0	\$3.94	\$11.82
25	5.0	\$3.94	\$19.70
26	13.0	\$3.94	\$51.22
27	25.0	\$3.94	\$98.50
28	60.0	\$3.94	\$236.40
29	1.0	\$3.94	\$3.94
30	0.5	\$3.94	\$1.97
31	3.0	\$3.94	\$11.82
32	3.0	\$3.94	\$11.82
33	3.0	\$3.94	\$11.82
34	10.0	\$3.94	\$39.40
35	3.0	\$3.94	\$11.82
36	3.0	\$3.94	\$11.82
37	3.0	\$3.94	\$11.82
38	3.0	\$3.94	\$11.82
39	3.0	\$3.94	\$11.82
40	3.0	\$3.94	\$11.82
41	3.0	\$3.94	\$11.82
42	5.0	\$3.94	\$59.10

**COUNTY SERVICE AREA EM-1**

**Zone A - Table of Assessments**  
(continued)

<b>Use Code</b>	<b>Benefit Units</b>	<b>Zone A Rate</b>	<b>Assessment</b>
43	3.0	\$3.94	\$11.82
44	0.0	\$3.94	\$78.80
45	3.0	\$3.94	\$11.82
46	3.0	\$3.94	\$11.82
47	3.0	\$3.94	\$11.82
48	3.0	\$3.94	\$11.82
49	3.0	\$3.94	\$11.82
50	0.5	\$3.94	\$1.97
51	0.0	\$3.94	\$78.80
52	3.0	\$3.94	\$11.82
53	0.0	\$3.94	\$78.80
54	500.0	\$3.94	\$1,970.00
55	3.0	\$3.94	\$11.82
56	3.0	\$3.94	\$11.82
57	0.0	\$3.94	\$0.00
58	0.0	\$3.94	\$0.00
59	0.0	\$3.94	\$0.00
60	0.0	\$3.94	\$0.00
61	1.0	\$3.94	\$3.94
62	1.0	\$3.94	\$3.94
63	1.0	\$3.94	\$3.94
64	2.0	\$3.94	\$7.88
65	1.0	\$3.94	\$3.94
66	2.0	\$3.94	\$7.88
67	1.0	\$3.94	\$3.94
68	2.0	\$3.94	\$7.88
69	1.0	\$3.94	\$3.94
70	50.0	\$3.94	\$197.00
71	0.0	\$3.94	\$0.00
72	1.0	\$3.94	\$3.94
73	100.0	\$3.94	\$394.00
74	1.0	\$3.94	\$3.94
75	1.0	\$3.94	\$3.94

**COUNTY SERVICE AREA EM-1**

**Zone A - Table of Assessments**  
(continued)

<b>Use Code</b>	<b>Benefit Units</b>	<b>Zone A Rate</b>	<b>Assessment</b>
76	25.0	\$3.94	\$98.50
77	0.0	\$3.94	\$0.00
78	3.0	\$3.94	\$11.82
79	0.0	\$3.94	\$0.00
80	0.0	\$3.94	\$0.00
81	0.0	\$3.94	\$0.00
82	3.0	\$3.94	\$11.82
83	0.0	\$3.94	\$0.00
84	1.0	\$3.94	\$3.94
85	1.0	\$3.94	\$3.94
86	1.0	\$3.94	\$3.94
87	0.0	\$3.94	\$0.00
88	0.0	\$3.94	\$0.00
89	0.0	\$3.94	\$0.00
99	1.0	\$3.94	\$3.94

**COUNTY SERVICE AREA EM-1**

**Zone A - Parcel Descriptions, Use Codes, and Benefit Units**

On file at:

Emergency Medical Services Agency  
1340 Arnold Drive, Suite 126, Martinez, CA 94553

**COUNTY SERVICE AREA EM-1**

**Zone B - Table of Assessments**

<b>Use Code</b>	<b>Benefit Units</b>	<b>Zone B Rate</b>	<b>Assessment</b>
10	0.0	\$10.00	\$0.00
11	1.0	\$10.00	\$10.00
12	1.0	\$10.00	\$10.00
13	2.0	\$10.00	\$20.00
14	1.0	\$10.00	\$10.00
15	0.0	\$10.00	\$0.00
16	0.0	\$10.00	\$0.00
17	0.0	\$10.00	\$0.00
18	0.5	\$10.00	\$5.00
19	1.0	\$10.00	\$10.00
20	0.5	\$10.00	\$5.00
21	2.0	\$10.00	\$20.00
22	3.0	\$10.00	\$30.00
23	4.0	\$10.00	\$40.00
24	3.0	\$10.00	\$30.00
25	5.0	\$10.00	\$50.00
26	13.0	\$10.00	\$130.00
27	25.0	\$10.00	\$250.00
28	60.0	\$10.00	\$600.00
29	1.0	\$10.00	\$10.00
30	0.5	\$10.00	\$5.00
31	3.0	\$10.00	\$30.00
32	3.0	\$10.00	\$30.00
33	3.0	\$10.00	\$30.00
34	10.0	\$10.00	\$100.00
35	3.0	\$10.00	\$30.00
36	3.0	\$10.00	\$30.00
37	3.0	\$10.00	\$30.00
38	3.0	\$10.00	\$30.00
39	3.0	\$10.00	\$30.00
40	3.0	\$10.00	\$30.00
41	3.0	\$10.00	\$30.00
42	15.0	\$10.00	\$150.00
43	3.0	\$10.00	\$30.00

**COUNTY SERVICE AREA EM-1**

**Zone B - Table of Assessments**  
(continued)

<b>Use Code</b>	<b>Benefit Units</b>	<b>Zone B Rate</b>	<b>Assessment</b>
44	20.0	\$10.00	\$200.00
45	3.0	\$10.00	\$30.00
46	3.0	\$10.00	\$30.00
47	3.0	\$10.00	\$30.00
48	3.0	\$10.00	\$30.00
49	3.0	\$10.00	\$30.00
50	0.5	\$10.00	\$5.00
51	20.0	\$10.00	\$200.00
52	3.0	\$10.00	\$30.00
53	20.0	\$10.00	\$200.00
54	500.0	\$10.00	\$5,000.00
55	3.0	\$10.00	\$30.00
56	3.0	\$10.00	\$30.00
57	0.0	\$10.00	\$0.00
58	0.0	\$10.00	\$0.00
59	0.0	\$10.00	\$0.00
60	0.0	\$10.00	\$0.00
61	1.0	\$10.00	\$10.00
62	1.0	\$10.00	\$10.00
63	1.0	\$10.00	\$10.00
64	2.0	\$10.00	\$20.00
65	1.0	\$10.00	\$10.00
66	2.0	\$10.00	\$20.00
67	1.0	\$10.00	\$10.00
68	2.0	\$10.00	\$20.00
69	1.0	\$10.00	\$10.00
70	50.0	\$10.00	\$500.00
71	0.0	\$10.00	\$0.00
72	1.0	\$10.00	\$10.00
73	100.0	\$10.00	\$1,000.00
74	1.0	\$10.00	\$10.00
75	1.0	\$10.00	\$10.00
76	25.0	\$10.00	\$250.00

**COUNTY SERVICE AREA EM-1**

**Zone B - Table of Assessments**  
(continued)

<b>Use Code</b>	<b>Benefit Units</b>	<b>Zone B Rate</b>	<b>Assessment</b>
77	0.0	\$10.00	\$0.00
78	3.0	\$10.00	\$30.00
79	0.0	\$10.00	\$0.00
80	0.0	\$10.00	\$0.00
81	0.0	\$10.00	\$0.00
82	3.0	\$10.00	\$30.00
83	0.0	\$10.00	\$0.00
84	1.0	\$10.00	\$10.00
85	1.0	\$10.00	\$10.00
86	1.0	\$10.00	\$10.00
87	0.0	\$10.00	\$0.00
88	0.0	\$10.00	\$0.00
89	0.0	\$10.00	\$0.00
99	1.0	\$10.00	\$10.00

**COUNTY SERVICE AREA EM-1**

**Zone B - Parcel Descriptions, Use Codes, and Benefit Units**

On file at:

Emergency Medical Services Agency  
1340 Arnold Drive, Suite 126, Martinez, CA 94553





Contra  
Costa  
County

To: Board of Supervisors  
From: Kathy Gallagher, Employment & Human Services Director  
Date: July 24, 2018

Subject: Execute a Memorandum of Understanding between the California Automated Consortium Eligibility System and the Welfare Client Data System Consortium

---

**RECOMMENDATION(S):**

APPROVE and AUTHORIZE the Director Employment and Human Services Department, or designee, to execute a memorandum of understanding containing modified indemnification language between the California Automated Consortium Eligibility System, CalACES, and the Welfare Client Data System Consortium, WCDS, which includes Contra Costa County.

**FISCAL IMPACT:**

The fiscal impact to the County is unknown at this time. Costs will be distributed through an approved Cost Allocation Plan for each Shared Service across the appropriate and available Federal/State/County funds budgeted each year by the department.

**BACKGROUND:**

Agencies within the United States Department of Health and Human Services, and the United States Department of Agriculture directed the State of California to migrate to a single Statewide Automated Welfare System, CalSAWS, by 2023. The goal is to significantly reduce the financial cost to the federal and state governments of managing and maintaining three different systems, and to standardize eligibility, benefit determination, and the enrollment and case management functions of California's major health and human services programs.

- 
- APPROVE  OTHER
  - RECOMMENDATION OF CNTY ADMINISTRATOR  RECOMMENDATION OF BOARD COMMITTEE
- 

Action of Board On: **07/24/2018**  APPROVED AS RECOMMENDED  OTHER

Clerks Notes:

**VOTE OF SUPERVISORS**

I hereby certify that this is a true and correct copy of an action taken and entered on the minutes of the Board of Supervisors on the date shown.

ATTESTED: July 24, 2018

Contact: Kathy Gallagher  
8-4801

David J. Twa, County Administrator and Clerk of the Board of Supervisors

By: , Deputy

cc:

## BACKGROUND: (CONT'D)

>

The three social services computer systems used by the 58 California counties are:

1. LEADER, Los Angeles Eligibility, Automated Determination, Evaluation and Reporting, used only by Los Angeles County.
2. C-IV, Consortium IV, used in 39 counties
3. WCDS/CalWIN, Welfare Client Data System/California Work Opportunity and Responsibility to Kids Information Network, used in 18 counties, including Contra Costa County.

The first step in establishing the new statewide automated system was Assembly Bill ABX116 (2011), which required Consortium IV and Los Angeles County to combine into a jointly designed system referred to as the California Automated Consortium Eligibility System (CalACES). On September 1, 2017, the California Automated Consortium Eligibility System formed a Joint Powers Authority (JPA), comprised of forty (40) California counties. In the near future, the 18 remaining counties will join the consortium to continue the development of the statewide CalSAWS system.

In order to prepare for migration to a single system, representatives from the California Automated Consortium Eligibility System, the Welfare Client Data System/California Work Opportunity and Responsibility to Kids Information Network, and the California Welfare Directors Association formed the CalSAWS Leadership Team to collaborate on a governance structure and to identify issues requiring the procurement and implementation of certain shared computer services needed for all counties to eventually integrate into a single system. The Contra Costa County EHSD Director is a member of this team. The CalSAWS Leadership Team recommended that California Automated Consortium Eligibility System assume the legal responsibility or the procurement and execution of contracts with vendors for these shared services on behalf of the remaining counties.

The purpose of the Memorandum of Understanding (MOU) is to delineate the areas of understanding and agreement between CalACES and each WCDS county regarding matters related to the procurement, implementation, maintenance and operations of shared services for the benefit of the 58 counties. These shared services include the Online CalWORKS Appraisal Tool ("OCAT") Rebuild as provided in Welfare and Institutions Code section 11325.15, the Foster Care Eligibility Determination and others ("collectively, "Shared Services") deemed necessary by the CalSAWS Leadership Team and CWDA.

The terms of the MOU require the parties to the MOU to indemnify, defend, and hold harmless the other parties for any claims, liability, or damages arising out of the parties' obligations under the MOU and any contracts for services entered into by CalACES for the benefit of the other parties.

## CONSEQUENCE OF NEGATIVE ACTION:

Contra Costa County would not benefit from any shared services in development and planned in the future, and would diminish its role in future CalSAWS governance decisions.



Contra  
Costa  
County

To: Board of Supervisors  
From: David Twa, County Administrator  
Date: July 24, 2018

Subject: CONTINUE EXTENSION OF EMERGENCY DECLARATION REGARDING HOMELESSNESS

---

**RECOMMENDATION(S):**

CONTINUE the emergency action originally taken by the Board of Supervisors on November 16, 1999 regarding the issue of homelessness in Contra Costa County.

**FISCAL IMPACT:**

None.

**BACKGROUND:**

On November 16, 1999, the Board of Supervisors declared a local emergency, pursuant to the provisions of Government Code Section 8630 on homelessness in Contra Costa County.

Government Code Section 8630 requires that, for a body that meets weekly, the need to continue the emergency declaration be reviewed at least every 14 days until the local emergency is terminated. In no event is the review to take place more than 21 days after the previous review. On July 10, 2018, the Board of Supervisors reviewed and approved the emergency declaration.

With the continuing high number of homeless individuals and insufficient funding available to assist in sheltering all homeless individuals and families, it is appropriate for the Board to continue the declaration of a local emergency regarding homelessness.

---

APPROVE

OTHER

RECOMMENDATION OF CNTY ADMINISTRATOR

RECOMMENDATION OF BOARD COMMITTEE

---

Action of Board On: **07/24/2018**  APPROVED AS RECOMMENDED  OTHER

Clerks Notes:

**VOTE OF SUPERVISORS**

I hereby certify that this is a true and correct copy of an action taken and entered on the minutes of the Board of Supervisors on the date shown.

ATTESTED: July 24, 2018

Contact: Julie Enea, (925)  
335-1077

David J. Twa, County Administrator and Clerk of the Board of Supervisors

By: , Deputy

cc:



Contra  
Costa  
County

To: Board of Supervisors  
From: Sharon L. Anderson, County Counsel  
Date: July 24, 2018

Subject: CONSENT TO WAIVE CONFLICT OF FOLEY & LARDNER LLP

---

**RECOMMENDATION(S):**

APPROVE and AUTHORIZE County Counsel or her designee to execute on behalf of the County two conflict waivers acknowledging potential conflicts of interest and consenting to Foley & Lardner LLP representing two drug manufacturers, Gilead Sciences, Inc. and Bayer Healthcare, LLC, while continuing to represent the County in other matters, including a discount drug pricing program.

**FISCAL IMPACT:**

There is no fiscal impact.

**BACKGROUND:**

Foley & Lardner LLP (Foley) provides specialized legal services to the County's Health Services Department in connection with various health care matters. Among other matters, Foley advises the County in connection with a Federal discount drug pricing program that limits prices on drugs purchased by covered entities. The discount drug pricing program impacts

---

APPROVE

OTHER

RECOMMENDATION OF CNTY ADMINISTRATOR

RECOMMENDATION OF BOARD COMMITTEE

---

Action of Board On: **07/24/2018**  APPROVED AS RECOMMENDED  OTHER

Clerks Notes:

**VOTE OF SUPERVISORS**

I hereby certify that this is a true and correct copy of an action taken and entered on the minutes of the Board of Supervisors on the date shown.

ATTESTED: July 24, 2018

Contact: Kate Andrus, Deputy County Counsel (335-1824)

David J. Twa, County Administrator and Clerk of the Board of Supervisors

By: , Deputy

cc:

BACKGROUND: (CONT'D)

both the Contra Costa Health Plan and the Contra Costa Regional Medical Center.

Attached are two letters from Foley. Both request that the County acknowledge and waive a potential conflict of interest. One letter relates to the work Foley does for Gilead Sciences, Inc. (Gilead) and the other relates to the work Foley does for Bayer Healthcare LLC (Bayer). In both cases, the work performed by Foley is in the area of intellectual property and is unrelated to the work the firm does for the County. The letters describe the attorney-client relationships that could affect the firm's representation of the County.

In the absence of the informed written consent of each client, the California Rules of Professional Conduct prohibit an attorney from representing a client in one matter and at the same time representing a second client in a separate matter if the second client's interests in the separate matter are adverse to those of the first client. (Rule 3-310(C)(3).)

Staff for the Health Services Department have advised that they do not object to the potential conflicts and recommend waiver.

CONSEQUENCE OF NEGATIVE ACTION:

Foley would not be able to simultaneously represent Gilead Sciences, Inc., Bayer Healthcare LLC and the County.

ATTACHMENTS

Waiver of Conflict - Bayer Healthcare

Waiver of Conflict - Gilead Sciences

June 6, 2018

**Privileged and Confidential****Via E-Mail**Sharon Anderson  
County Counsel  
County of Contra Costa  
651 Pine Street, 9<sup>th</sup> Floor  
Martinez, CA 94553Re: *Waiver of Conflict – Bayer Healthcare LLC*

Dear Ms. Anderson:

We have been requested to advise the County of Contra Costa (“County”) in regard to responding to questions and discussions with Bayer Healthcare LLC (“Bayer”) concerning the discount drug pricing program pursuant to 42 U.S.C. Sec. 256b(a) (“the Matter”). As we discussed, the firm currently represents Bayer in various matters that are unrelated to the subject drug pricing discussions with County.

In light of the above and in connection with our requested representation of the County in the Matter, we recognize that conflict of interest issues would arise between the County on one side, and Bayer on the other side. The parties may consent to waive the conflict. By this letter, we are requesting that you consent to waive any objection based on this conflict of interest, and consent to our continued representation of Bayer in unrelated matters.

Our firm is governed by specific rules relating to our representation of clients when potential or actual conflicts of interest may exist, or exist. Rule 3-310(C) of the Rules of Professional Conduct of the State Bar of California reads as follows:

**Rule 3-310(C). AVOIDING THE REPRESENTATION OF  
ADVERSE INTERESTS**

(C) A member shall not, without the informed written consent of each client:

(1) Accept representation of more than one client in a matter in which the interests of the clients potentially conflict; or

(2) Accept or continue representation of more than one client in a matter in which the interests of the clients actually conflict; or

AUSTIN  
BOSTON  
CHICAGO  
DALLAS  
DENVERDETROIT  
HOUSTON  
JACKSONVILLE  
LOS ANGELES  
MADISONMEXICO CITY  
MIAMI  
MILWAUKEE  
NEW YORK  
ORLANDOSACRAMENTO  
SAN DIEGO  
SAN FRANCISCO  
SILICON VALLEY  
TALLAHASSEETAMPA  
WASHINGTON, D.C.  
BRUSSELS  
TOKYO



FOLEY & LARDNER LLP

Sharon Anderson, County Counsel  
County of Contra Costa  
June 6, 2018  
Page 2

(3) Represent a client in a matter and at the same time in a separate matter accept as a client, a person, or entity whose interest in the first matter is adverse to the client in the first matter.


In accordance with Rule 3-310(C), as set forth above, we request your informed and written consent to continue our current representation of Bayer in unrelated matters, so that we may advise the County in connection with the above-described Matter. Bayer has agreed to waive the conflicts of interest to permit our representation of the County in the Matter. By signing this letter, the County is consenting only to a potential conflict of interest in our current representation of Bayer in unrelated matters; if an actual conflict arises in the course of that representation, Foley & Lardner LLP must immediately notify the County Counsel of Contra Costa in writing.

If this meets with your approval, we ask that an authorized representative execute this letter in the space provided below and return it via email or hard copy. We understand from representatives of the County involved in this Matter that time is of the essence.

Your consideration in this matter is appreciated. Thank you so much.

Very truly yours,

FOLEY & LARDNER LLP

By:  \_\_\_\_\_  
Diane Ung

The undersigned acknowledges receipt and understanding of this letter and gives informed consent to legal representation by Foley & Lardner LLP of the County of Contra Costa in the above described Matter, and of Bayer Healthcare LLC, on the terms described above.

AGREED AND ACCEPTED:

**COUNTY OF CONTRA COSTA**

By: \_\_\_\_\_

(Title) \_\_\_\_\_

(Date) \_\_\_\_\_



ATTORNEYS AT LAW  
555 SOUTH FLOWER STREET, SUITE 3500  
LOS ANGELES, CA 90071-2411  
213.972.4500 TEL  
213.486.0065 FAX  
WWW.FOLEY.COM

WRITER'S DIRECT LINE  
213.972.4669

diane.ung@foley.com

CLIENT/MATTER NUMBER  
115450-0100

June 6, 2018

**Privileged and Confidential**

**Via E-Mail**

Sharon Anderson  
County Counsel  
County of Contra Costa  
651 Pine Street, 9<sup>th</sup> Floor  
Martinez, CA 94553

Re: *Waiver of Conflict – Gilead Sciences, Inc.*

Dear Ms. Anderson:

We have been requested to advise Gilead Sciences, Inc. (“Gilead”) with respect to intellectual property matters (“IP Matters”). We have represented and continue to represent the County of Contra Costa (“County”) in various health law related matters, including matters adverse to Gilead concerning the discount drug pricing program pursuant to 42 U.S.C. Sec. 256b(a) (“County Matters”).

In light of the above and in connection with our requested representation of Gilead in IP Matters, we recognize that conflict of interest issues would arise between the County on one side, and Gilead on the other side. The parties may consent to waive the conflict. By this letter, we are requesting that you consent to waive any objection based on this conflict of interest, and consent to our representation of Gilead in the IP Matters and matters unrelated to the County.

Our firm is governed by specific rules relating to our representation of clients when potential or actual conflicts of interest may exist, or exist. Rule 3-310(C) of the Rules of Professional Conduct of the State Bar of California reads as follows:

**Rule 3-310(C). AVOIDING THE REPRESENTATION OF  
ADVERSE INTERESTS**

(C) A member shall not, without the informed written consent of each client:

(1) Accept representation of more than one client in a matter in which the interests of the clients potentially conflict; or

(2) Accept or continue representation of more than one client in a matter in which the interests of the clients actually conflict; or

AUSTIN  
BOSTON  
CHICAGO  
DALLAS  
DENVER

DETROIT  
HOUSTON  
JACKSONVILLE  
LOS ANGELES  
MADISON

MEXICO CITY  
MIAMI  
MILWAUKEE  
NEW YORK  
ORLANDO

SACRAMENTO  
SAN DIEGO  
SAN FRANCISCO  
SILICON VALLEY  
TALLAHASSEE

TAMPA  
WASHINGTON, D.C.  
BRUSSELS  
TOKYO





FOLEY & LARDNER LLP

Sharon Anderson, County Counsel  
County of Contra Costa  
June 6, 2018  
Page 2

(3) Represent a client in a matter and at the same time in a separate matter accept as a client, a person, or entity whose interest in the first matter is adverse to the client in the first matter.


In accordance with Rule 3-310(C), as set forth above, we request your informed and written consent to our representation of Gilead in IP Matters and matters unrelated to the County, and to continue our current representation of the County in County Matters. Gilead has agreed to waive the conflicts of interest to permit our continued representation of the County in County Matters, including such matters that may be adverse to Gilead in connection with the discount drug pricing program and other health care payment matters. By signing this letter, the County is consenting only to a potential conflict of interest in our representation of Gilead in IP Matters and matters unrelated to the County; if an actual conflict arises in the course of that representation, Foley & Lardner LLP must immediately notify the County Counsel of Contra Costa in writing.

If this meets with your approval, we ask that an authorized representative execute this letter in the space provided below and return it via email or hard copy. We understand from representatives of Gilead that time is of the essence.

Your consideration in this matter is appreciated. Thank you so much.

Very truly yours,

FOLEY & LARDNER LLP

By:   
Diane Ung

The undersigned acknowledges receipt and understanding of this letter and gives informed consent to the legal representation by Foley & Lardner LLP of the County of Contra Costa in the above described County Matters, and of Gilead Sciences, Inc., on the terms described above.

AGREED AND ACCEPTED:

COUNTY OF CONTRA COSTA

By: \_\_\_\_\_

(Title) \_\_\_\_\_

(Date) \_\_\_\_\_



Contra  
Costa  
County

To: Board of Supervisors  
From: Sharon L. Anderson, County Counsel  
Date: July 24, 2018

Subject: APPROVE AND AUTHORIZE CONFLICT WAIVER WITH GOLDFARB & LIPMAN LLP

---

**RECOMMENDATION(S):**

AUTHORIZE the County Counsel, or her designee, to consent to potential conflicts of interest that arise from the County being represented by Goldfarb & Lipman LLP in connection with the following affordable housing transactions: Pinecrest Apartments (in Antioch) and Terrace Glen Apartments (in Antioch).

**FISCAL IMPACT:**

There is no financial impact.

**BACKGROUND:**

The County is an existing client of Goldfarb. Goldfarb represents the County on various legal issues related to the former redevelopment agency, new development financed by the County, and the preparation of legal documents for County-funded housing programs.

---

APPROVE

OTHER

RECOMMENDATION OF CNTY ADMINISTRATOR

RECOMMENDATION OF BOARD COMMITTEE

---

Action of Board On: **07/24/2018**  APPROVED AS RECOMMENDED  OTHER

Clerks Notes:

**VOTE OF SUPERVISORS**

I hereby certify that this is a true and correct copy of an action taken and entered on the minutes of the Board of Supervisors on the date shown.

ATTESTED: July 24, 2018

Contact: Kate Andrus, Deputy County Counsel (335-1824)

David J. Twa, County Administrator and Clerk of the Board of Supervisors

By: , Deputy

cc:

## BACKGROUND: (CONT'D)

Because Goldfarb's concentration of work is in affordable housing, it is not uncommon for the firm to have an attorney-client relationship with more than one party to a complicated housing transaction.

Attached is a letter from Goldfarb that requests that the County acknowledge and waive the conflicts that exist in a transaction in which Goldfarb will represent both the County and the City of Antioch (City). In this transaction, both the County and the City have lent money to two affordable housing developments in Antioch: Pinecrest Apartments and Terrace Glen Apartments. Both developments are owned by affiliates of Resources for Community Development, a California nonprofit public development corporation (RCD). To raise funds to rehabilitate both developments, RCD plans to refinance certain of the outstanding debt of both developments using tax-exempt bonds and low income housing credits. The existing County loans, with an outstanding balance of approximately \$2.3 million will be combined with a new loan of \$1.3 million, for a total of approximately \$3.6 million. The existing City loans, with an outstanding balance of approximately \$3.5 million, will remain outstanding. It is expected that the County loan and the City loan will be repayable from excess cash flow (if any) from the two developments. An intercreditor agreement will be needed to govern how the excess cash flow is to be shared by the County and the City and the priority of liens that secure the loans. The intercreditor agreement would be the only negotiated agreement between the County and the City and would be reviewed by the County Counsel's office before being finalized.

The attached letter sets forth the attorney-client relationships that could affect the firm's representation of both the County and the City and states that different attorneys within Goldfarb will represent the County and the City.

Staff for the Department of Conservation and Development advise that they do not object to the potential conflict.

## CONSEQUENCE OF NEGATIVE ACTION:

If the County does not consent to the potential conflicts that arise as a result of Goldfarb representing the County and the City in this refinancing, Goldfarb would not be able to represent the County, or anyone else, in connection with this transaction. The result would likely be increased costs for the County and a delay in the completion of the transaction.

## CHILDREN'S IMPACT STATEMENT:

## ATTACHMENTS

Pinecrest and Terrace Glen Apartments

**goldfarb  
lipman  
attorneys**

1300 Clay Street, Eleventh Floor  
Oakland, California 94612  
510 836-6336

June 4, 2018

via email only

M David Kroot

Lynn Hutchins

Karen M. Tiedemann

Thomas H. Webber

Dianne Jackson McLean

Michelle D. Brewer

Jennifer K. Bell

Robert C. Mills

Isabel L. Brown

James T. Diamond, Jr.

Margaret F. Jung

Heather J. Gould

William F. DiCamillo

Amy DeVaudreuil

Barbara E. Kautz

Erica Williams Orcharton

Luis A. Rodriguez

Rafael Yaquián

Celia W. Lee

Dolores Bastian Dalton

Joshua J. Mason

Eric S. Phillips

Elizabeth R. Klueck

Daniel S. Maroon

Justin D. Bigelow

Nahal Hamidi Adler

Aileen T. Nguyen

Sharon Anderson, County Counsel  
Contra Costa County  
651 Pine Street, 9<sup>th</sup> Floor  
Martinez, CA 94553

Teri House, CDBG/Housing Consultant  
City of Antioch  
Community Development Department  
200 H Street, 2nd Floor  
Antioch, CA 94509

Re: Joint Representation and Potential Conflict of Interest – Pinecrest Apartments and Terrace Glen Apartments

Dear Ms. Anderson and Ms. House:

We are writing this letter in response to your request that Goldfarb & Lipman LLP ("Goldfarb & Lipman") jointly represent the County of Contra Costa (the "County") and the City of Antioch (the "City") in connection with City and County financing to be provided to a limited partnership affiliate of Resources for Community Development, a California nonprofit public development corporation ("RCD") for the refinancing of two existing projects: Pinecrest Apartment and Terrace Glen Apartments, both in Antioch, California.

The primary purpose of this letter is to request your acknowledgment of and consent to the potential conflict of interest that arises from Goldfarb & Lipman's joint representation of the County and the City in this transaction. Isabel Brown is the attorney working with the County, and Karen Tiedemann is the attorney working with the City. Although different Goldfarb & Lipman attorneys represent the County and the City in the transaction, such representation is still considered joint representation.

I. Current Transaction.

The Pinecrest /Terrace Glen project is the refinancing of two existing projects: Pinecrest Apartment and Terrace Glen Apartments, in Antioch, California. Pinecrest has 24 units and Terrace Glen has 32 units. Both project have existing financing from the City and the County, and will be getting new financing from the County. Both projects are currently owned by affiliates of RCD.

To finance the rehabilitation of the projects RCD will utilize tax-exempt bond financing with the County acting as issuer of the bonds and low income housing tax credits. The current RCD-affiliated owners will sell the projects to a new RCD-affiliated limited partnership. Both projects will be combined into one project in order

San Francisco  
415 788-6336

Los Angeles  
213 627-6336

San Diego  
619 239-6336

Goldfarb & Lipman LLP

Sharon Anderson  
Teri House  
June 4, 2018  
Page 2

to leverage more tax credit equity and private debt (the "Development"). RCD has requested that the County and the City separately document the Development as one transaction from each lender, combining existing and new financing. This will require possible amendments or modifications to the existing County and City loan documents, assignments of the existing County and City financing to the new project owner, and new County and City loan documents including but not limited to loan agreements, promissory notes, deed of trusts, and regulatory agreements. The principal amount and accrued interest of the outstanding County debt is approximately \$958,595 and \$1,384,270, and the principal amount of the proposed County debt is \$1,300,000 (collectively, the "County Loan"). The principal amount and accrued interest of the outstanding City debt is approximately \$1,328,337 and \$2,202,277 (collectively, the "City Loan"). The County Loan and the City Loan will each have a term of fifty-five (55) years.

It is our understanding that both the City Loan and County Loan will be repayable from excess cash flow (if any) from the Development. The Development is proposed to be restricted to persons earning at or below sixty percent (60%) of Area Median Income. Cash flow from developments of this income level tends to be minimal as most income generated is used for operating expenses including debt service on commercial bank financing.

To effect the sharing of Development cash flow, the City and the County will enter into an Intercreditor Agreement that documents the repayment of the City Loan and the County Loan, in proportion to the amount of the City Loan and the County Loan. Those repayment provisions will also be set out in the County Loan Agreement. The Intercreditor Agreement may also set forth the City and County agreement as to the lien position of the deeds of trust for the City Loan and County Loan and the process for addressing foreclosure of such deeds of trust.

The Intercreditor Agreement proposed to be used is a standard form that the County has used on multiple other transactions when County and other public agency funds are part of the project financing and is generally not a heavily negotiated document. The County and the City previously entered into an Intercreditor Agreement for the Tabora Gardens project. This is the only document in the transaction where both the County and the City are parties.

The County has requested that Goldfarb & Lipman represent the County in all aspects of its role in the Development including the drafting and negotiating of the documents evidencing the County Loan. The Contra Costa County Counsel's office will review all documents and will be involved in any negotiations of the Intercreditor Agreement.

The City has requested that Goldfarb & Lipman represent the City in all aspects of its role in the Development including the drafting and negotiating of the documents evidencing the City Loan.

II. Rules of Professional Conduct

As attorneys, we are governed by specific rules relating to joint representation of clients when we are representing more than one party in a transaction. According to the Rules 3-310(A), (B), (C), and (E) of the Rules of Professional Conduct of the State Bar of California, we must disclose certain information, and obtain the written consent of the County and the City in order to represent both clients.

III. Joint Representation

As discussed above, the County's and the City's consents are being requested because of the potential conflict of interest which may arise due to Goldfarb & Lipman's existing relationships with the County and the City, and the joint representation of each of you in the Development.

A. Existing Relationships

The County is an existing client. We represent the County on numerous housing loan transactions throughout the County.

The City is also an existing client. We represent the City in redevelopment and affordable housing matters.

The existing relationships that Goldfarb & Lipman have with each of you could create a potential conflict of interest as discussed below.

B. Consequences of Joint Representation

As you are aware, the interests and objectives of each of you on certain issues related to the Development are, or may become inconsistent with one another. Therefore, it is important that you thoroughly understand the consequences of joint representation.

In representing both of you in this Development, Goldfarb & Lipman will strive to provide legal services which are equally beneficial to both the County and the City. In other words, rather than vigorously asserting each of your respective interest in the Development, we will strive to reach agreements on matters that are mutually beneficial to both clients.

At this point, we feel that we can competently represent both the County and the City. There are, however, some consequences of joint representation that the County and the City should consider, and for which the advice of independent legal counsel should be sought.

1. No Secrets. First, Goldfarb & Lipman cannot maintain any secrets between the County and the City in connection with the Development. In other

Sharon Anderson  
Teri House  
June 4, 2018  
Page 4

words, anything disclosed by the County and the City to Goldfarb & Lipman that is relevant to the representation must be disclosed to the other party. Therefore, if one party does not wish something relevant disclosed to the other party, then that party should not disclose it to us.

Additionally, in fulfilling our obligations to provide competent legal services, we may have to disclose to each party any information that we have obtained from any party in this transaction or any other transactions which may be relevant or material to this joint representation. Notwithstanding the foregoing, we would be required to obtain your prior written consent before we could make any such disclosures. At this point, we are unaware of any information that would require such disclosure.

2. Adverse Interest. Second, if any actual adverse interest develops between the County and the City, then we will have to determine whether we can continue our representation. If we decide that the interests are too divergent and that we can no longer provide competent legal representation to both of the respective interests, then we will have to withdraw from representing either party in connection with the Development.

3. Attorney-Client Privilege. Finally, with joint representation, the County and the City waive the attorney-client privilege between themselves in connection with this Development. This means that in the event of litigation between the County and the City in connection with the Development, Goldfarb & Lipman could be compelled to testify against a party. Both parties would, however, maintain the attorney-client privilege against third parties who might sue them.

#### IV. Consents

You should thoroughly review and consider the matters discussed in this letter, and perhaps seek independent counsel before providing your consent. If, after such review, each of you consents to Goldfarb & Lipman representing the County and the City in the manner outlined above, please sign and return the attached consent form acknowledging that you have been advised of (i) Goldfarb & Lipman's past and continuing relationships with the County and the City, (ii) the potential conflict of interest that Goldfarb & Lipman may have in its joint representation of the County and the City in connection with the Development, and (iii) the consequences of such joint representation; and that you nevertheless, want to consent to our joint representation of the County and the City in connection with the Development.

Sharon Anderson  
Teri House  
June 4, 2018  
Page 5

If you have any questions regarding this letter, please call before signing and returning the enclosed copy of this letter.

Sincerely,

A handwritten signature in cursive script, appearing to read "Isabel Brown", with a long horizontal flourish extending to the right.

ISABEL BROWN

A handwritten signature in cursive script, appearing to read "Karen Tiedemann", with a long horizontal flourish extending to the right.

KAREN TIEDEMANN



CONSENT

Goldfarb & Lipman LLP ("Goldfarb & Lipman") has explained to each of the undersigned the potential conflicts of interest that could arise from Goldfarb & Lipman's representation of the County and the City in connection with the Pinecrest Apartments and Terrace Glen Apartments developments (collectively, the "Development"). We acknowledge the disclosure of: (i) Goldfarb & Lipman's past and continuing relationships with the County and the City; (ii) the potential conflict of interest that Goldfarb & Lipman may have in its joint representation of the County and the City in connection with the Development; and (iii) the consequences of such joint representation. The undersigned nevertheless consent to Goldfarb & Lipman's representation of the County and the City in connection with the Development.

We understand that we have the right to seek independent counsel before signing this consent or at any future time.

Dated: \_\_\_\_\_

COUNTY OF CONTRA COSTA, a political  
subdivision of the State of California

By: \_\_\_\_\_  
Sharon Anderson, County Counsel

Dated: \_\_\_\_\_

CITY OF ANTIOCH, a municipal corporation

By: \_\_\_\_\_

Name: \_\_\_\_\_

Its: \_\_\_\_\_



Contra  
Costa  
County

To: Board of Supervisors  
From: Brian M. Balbas, Public Works Director/Chief Engineer  
Date: July 24, 2018

Subject: Agreements related to potential future development of County-owned property on Oak Park Blvd.

---

**RECOMMENDATION(S):**

APPROVE and AUTHORIZE the Public Works Director, or designee to execute a Memorandum of Understanding (MOU) between the County, the City of Pleasant Hill, and the Pleasant Hill Recreation and Park District that establishes a process for the potential future disposition of County property at 1700 and 1750 Oak Park Boulevard in Pleasant Hill, and authorizes the three agencies to share the cost of the California Environmental Quality Act (CEQA) review.

APPROVE and AUTHORIZE the County Administrator to execute an Amended and Restated Joint Exercise of Powers Agreement (JPA) between the County and the Mount Diablo Unified School District, authorizing the agencies to share in the proceeds of a potential future sale of 1750 Oak Park Boulevard.

APPROVE and AUTHORIZE the Public Works Director, or designee, to (i) submit an application and related documents to the City of Pleasant Hill for entitlements authorizing construction of approximately 35 single-family homes on the property located at 1750 Oak Park Boulevard, (ii) pay up to \$100,000 to the City of Pleasant Hill in planning processing fees to process the County's entitlement application, (iii) reimburse the City of Pleasant Hill up to \$150,000 for the County's share of costs related to compliance with CEQA pursuant to the MOU, and (iv) pay up to \$1,000 to

---

APPROVE

OTHER

RECOMMENDATION OF CNTY ADMINISTRATOR

RECOMMENDATION OF BOARD COMMITTEE

---

Action of Board On: **07/24/2018**  APPROVED AS RECOMMENDED  OTHER

Clerks Notes:

**VOTE OF SUPERVISORS**

I hereby certify that this is a true and correct copy of an action taken and entered on the minutes of the Board of Supervisors on the date shown.

ATTESTED: July 24, 2018

Contact: Karen Laws, 925  
957-2456

David J. Twa, County Administrator and Clerk of the Board of Supervisors

By: , Deputy

cc:

RECOMMENDATION(S): (CONTD)

the Contra Costa Water District (CCWD) for planning matters related to the potential future development of 1700 and 1750 Oak Park Boulevard.

FISCAL IMPACT:

100% General Fund. The MOU obligates the County to pay 50 percent of the cost of CEQA review of potential future uses of 1700 and 1750 Oak Park Boulevard. This is expected to cost the County approximately \$150,000.

BACKGROUND:

The County owns two parcels on Oak Park Boulevard in Pleasant Hill. The property located at 1750 Oak Park Boulevard consists of approximately five acres and is the site of the existing Pleasant Hill Library. The property located at 1700 Oak Park Boulevard is undeveloped and consists of approximately ten acres, eight of which are owned by the County and two of which are owned by the School District. The property located at 1750 Oak Park Boulevard is the "5-Acre Property" and the property located at 1700 Oak Park Boulevard is the "10-Acre Property."

The City is considering acquiring a portion of the 10-Acre Property to potentially use as the site of a new City-owned library to replace the existing County-owned Pleasant Hill Library. The Park District is considering acquiring a portion of the 10-Acre Property to use for recreation and park purposes. The County is considering applying for land use approvals from the City for the development of the 5-Acre Property as a single-family residential subdivision. If it obtains these approvals, the County anticipates that it will sell the 5-Acre Property to a home builder. Together, these three proposals are the "Proposed Project."

Memorandum of Understanding

The MOU between the County, City, and Park District establishes a process to accomplish the Proposed Project at the 5-Acre Property and 10-Acre Property. The City will be Lead Agency under CEQA for purposes of conducting environmental review of the Proposed Project. Under the MOU, the cost of CEQA compliance will be shared among the three agencies as follows: The County's share will be 50 percent of the cost, the City's share will be 30 percent of the cost, and the Park District's share will be 20 percent of the cost, up to a maximum of \$60,000. If the cost of environmental review exceeds \$300,000, the County and the City will each be responsible for 50 percent of the cost that exceeds \$300,000.

After CEQA review is complete, the three agencies anticipate that the County will convey a portion of the 10-Acre Property to the City at no cost and convey another portion of the 10-Acre Property to the Park District for \$3 million. The agencies also anticipate entering into a future agreement to share the costs of improving backbone infrastructure at and near the intersection of Oak Park Boulevard and Monticello Avenue.

Joint Exercise of Powers Agreement

The amended and restated JPA between the County and the School District establishes a process for conveying the School District's portion of the 10-Acre Property to the City and Park District. The JPA amends a previous agreement between the County and School District. Under the amended and restated JPA, if the County proceeds with the sale of the 5-Acre Property after completion of the CEQA process described above, the School District will transfer approximately one acre of the 10-Acre Property to the

City and one acre to the Park District. In exchange, the School District will receive 10 percent of the net sale proceeds from the County's sale of the 5-Acre Property to a home builder.

#### CEQA Analysis

The approval of these agreements is not subject to CEQA. The approval of these agreements is not a "project" as defined in Public Resources Code section 21065 and CEQA Guidelines section 15378, because the agreements do not commit the agencies to a definite course of action at this time. Under the MOU, the City as Lead Agency retains its authority to evaluate a reasonable range of alternatives and adopt feasible mitigation measures for the Proposed Project, and the MOU does not limit the discretion of the County, City, and Park District to approve property conveyance documents after the completion of CEQA review.

#### CONSEQUENCE OF NEGATIVE ACTION:

If the MOU is not approved, environmental review of the potential future uses of 1700 and 1750 Oak Park Boulevard will not commence.

If authority to submit the appropriate application to the City and payment of the City's processing fee is not approved, the application will not be processed.

#### ATTACHMENTS

JPA

MOU

AMENDED AND RESTATED  
JOINT EXERCISE OF POWERS AGREEMENT BETWEEN  
CONTRA COSTA COUNTY AND MOUNT DIABLO UNIFIED SCHOOL DISTRICT  
FOR THE OAK PARK BOULEVARD PROJECT

This Amended and Restated Joint Exercise of Powers Agreement ("Agreement") is dated July 1, 2018, and is between the COUNTY OF CONTRA COSTA, a political subdivision of the State of California (the "County"), and the MOUNT DIABLO UNIFIED SCHOOL DISTRICT, a political subdivision of the State of California (the "School District").

RECITALS

- A. The California Government Code at Section 6500 *et seq.* provides that two or more public agencies may by agreement jointly exercise powers common to them.
- B. The County and the School District are parties to a Joint Exercise of Powers Agreement dated December 12, 2006, which relates to the disposition of certain real property located on Oak Park Boulevard in the City of Pleasant Hill (the "Original JPA").
- C. The County is the owner of real property located at 1700 Oak Park Boulevard, consisting of approximately 8 acres and having Assessor's Parcel No. 149-230-005 (the "County Property"). The School District is the owner of real property having Assessor's Parcel No. 149-230-008 that is adjacent to the County Property consisting of approximately a 2-acre sub-portion (the "School District Property"). Together, the County Property and the School District Property are the "10-Acre Property." The 10-Acre Property is bordered by Pleasant Hill Middle School to the north and Oak Park Boulevard to the south.
- D. The County is also the owner of real property located at 1750 Oak Park Boulevard, consisting of approximately 4.8 acres and having Assessor's parcel No. 149-271-014 (the "5-Acre Property").
- E. The County intends to seek approvals from the City to enable a home builder to construct single-family detached homes on the 5-Acre Property. Once the County has obtained the entitlements from the City, the County intends to sell the 5-Acre Property to a home builder (the "County Project").
- F. The parties understand that the Pleasant Hill Recreation and Park District (the "Park District") desires to acquire a portion of the 10-Acre Property that is adjacent to Pleasant Hill Middle School ("Site 1") to use for recreational facilities (the "Park District Project"). Site 1 consists of approximately four acres of the County Property ("Lot 3") and one acre of the School District Property ("Lot 4").
- G. The parties understand that the City of Pleasant Hill (the "City") desires to acquire a portion of the 10-Acre Property that is adjacent to Oak Park Boulevard ("Site 2") to use as the site of a new, City-owned, library (the "City Project"). Site 2 consists of approximately four acres of the County Property ("Lot 1") and one acre of the School

District Property (“Lot 2”). The parties understand that the City intends to use Site 2 as the site of a new, City-owned, library.

- H. Attached to this Agreement as Exhibit A is a drawing that shows the location of the 5-Acre Property; Site 1, including Lot 3 and Lot 4; and Site 2, including Lot 1 and Lot 2.
- I. The County, the Park District and the City intend that the County Project, the Park District Project and the City Project be treated as one project for purposes of the California Environmental Quality Act (CEQA) and that the City will act as the lead agency.
- J. The County and the School District desire to amend and restate the Original JPA in order to memorialize the parties’ (i) continuing desire to work together to dispose of the 10-Acre Property, and (ii) agreement to share the proceeds of the sale of the 5-Acre Property to a home builder, with the County receiving 90% of the net sale proceeds and the School District receiving 10% of the net sale proceeds.

Subject to Section 15 below, the County and the School District therefore amend and restate the Original JPA to read in its entirety as follows:

#### AGREEMENT

- 1. Definitions. The following terms have the following meanings.
  - a. “Project” means the County Project, the Park District Project and the City Project.
  - b. “Project Costs” means the costs incurred by the County in connection with the Project, including, but not limited to securing the entitlements and permits necessary to enable a home builder to construct single-family detached homes on the 5-Acre Property, marketing fees, brokerage commissions, consultant fees, County staff costs, title and escrow fees, abatement and demolition of the existing County Library and administration building, and the County’s share of CEQA-related expenses, but excluding the cost of abating and demolishing the former Oak Park Elementary School.
- 2. Responsibilities of County and School District.
  - a. The following activities will be undertaken by the County if the County decides to proceed with the sale of the 5-Acre Property. The School District hereby authorizes the County to perform these activities:
    - i. Take whatever steps the County deems appropriate to carry out the Project.
    - ii. Comply with the County’s statutory requirements for the sale of the 5-Acre Property.

- iii. Advertise the 5-Acre Property for sale to a third party, and, if the County so chooses, negotiate and enter into agreements for the sale of the 5-Acre Property through marketing specialists, brokers and internet sales specialists.
  - iv. Negotiate and, if the County deems it appropriate, enter into a purchase and sale agreement with a third party for the 5-Acre Property.
  - v. Instruct the School District to deliver a grant deed into escrow conveying title to Lot 4 to the Park District.
  - vi. Instruct the School District to deliver a grant deed into escrow conveying title to Lot 2 to the City.
  - vii. Take whatever steps the County deems appropriate to provide security at the 10-Acre Property and the 5-Acre Property.
  - viii. Execute, acknowledge and deliver all other instruments and perform all other acts necessary, desirable or proper to carry out the purposes of this Agreement, including vacating the road easement the County holds across the School District Property.
- b. The following activities will be undertaken by the School District if the County decides to proceed with the sale of the 5-Acre Property. The County hereby authorizes the School District to perform these activities:
- i. Satisfy all of the School District's requirements for the conveyance of the School District Property in accordance with the relevant agreements between the School District and the Park District, and the School District and the City, including the service and publication of any necessary notices.
  - ii. Deliver a grant deed, in recordable form and properly authorized and executed on behalf of the School District, into escrow, conveying title to Lot 4 to the Park District in fee simple absolute.
  - iii. Deliver a grant deed, in recordable form and properly authorized and executed on behalf of the School District, into escrow, conveying title to Lot 2 to the City in fee simple absolute.
  - iv. Execute, acknowledge and deliver all other instruments and perform all other acts necessary, desirable or proper to carry out the purposes of this Agreement.
3. Distribution of Net Sales Proceeds. In consideration for the transfer of the School District Property in accordance with this Agreement, the County will instruct the title company handling the escrow for the conveyance of the 5-Acre Property to (i) first, reimburse the County for the Project Costs, which will be set forth in the escrow instructions provided by

the County (ii) second, pay any other closing costs, and (iii) distribute the remaining sales proceeds as follows:

To School District: Ten percent (10%) of the net sales proceeds from the sale of the 5-Acre Property; and

To County: All of the remaining net sales proceeds from the sale of the 5-Acre Property.

The School District is not entitled to any proceeds from the sale of any portion of the 10-Acre Property.

4. Restrictions. Pursuant to Government Code section 6509, the powers of the parties under this Agreement are subject to the restrictions on such powers applicable to the County.
5. Accountability. Pursuant to Government Code section 6505, each party to this Agreement is subject to strict accountability for all funds received or disbursed in connection with the Project.
6. Agreement Modification. This Agreement may be modified only with the written consent of the governing bodies of both parties.
7. Agreement Termination. Unless terminated earlier as a result of the County's decision not to sell the 5-Acre Property or proceed with the Project, this Agreement will terminate upon the close of escrow for the 5-Acre Property.
8. Notices. All notices (including requests, demands, approvals and other communications) given in connection with this Agreement must be in writing. The place for delivery of all notices given in connection with this Agreement is as follows:

To School District: Mount Diablo Unified School District  
1936 Carlotta Drive  
Concord, CA 94519-1397  
Attn: Superintendent

To County: Contra Costa County  
Public Works Department  
40 Muir Road, 2<sup>nd</sup> Floor  
Martinez, CA 94553  
Attn: Principal Real Property Agent

9. Entire Agreement. This Agreement, including the recitals and the exhibits, contains the entire understanding of the parties relating to the subject matter of this Agreement.
10. Counterparts. This Agreement may be executed in counterpart.



11. Construction. The section headings and captions of this Agreement are, and the arrangement of this instrument is, for the sole convenience of the parties to this Agreement. The section headings, captions and arrangement of this instrument do not in any way affect, limit, amplify or modify the terms and provisions of this Agreement. This Agreement may not be construed as if it had been prepared by one of the parties, but rather as if both parties prepared it. The parties to this Agreement and their counsel have read and reviewed this Agreement and agree that any rule of construction to the effect that ambiguities are to be resolved against the drafting party does not apply to the interpretation of this Agreement. The recitals and exhibits are, and are to be enforced as, a part of this Agreement.
12. Further Assurances. Whenever requested to do so by the other party, each party shall execute, acknowledge and deliver all further conveyances, assignments, confirmations, satisfactions, releases, powers of attorney, instruments of further assurance, approvals, consents and all further instruments and documents, as may be necessary, expedient or proper in order to complete all conveyances, transfers, sales and assignments under this Agreement, and do all other acts and to execute, acknowledge and deliver all documents as requested in order to carry out the intent and purpose of this Agreement.
13. Waiver. A waiver of any covenant or provision of this Agreement is not to be deemed a waiver of any other covenant or provisions in this Agreement and no waiver is valid unless it is in writing and executed by the waiving party.
14. Severability. If any term or provision of this Agreement is, to any extent, held to be invalid or unenforceable, the remainder of this Agreement will not be affected.
15. Effect of Property Transfer Not Occurring. If for any reason, the transfer of the 10-Acre Property contemplated by this Agreement does not occur on or before December 31, 2020, this Agreement will be null and void and the Original JPA will continue in effect and will be unchanged by this Agreement.

[Remainder of Page Intentionally Left Blank]

16. Governing Law and Venue. This Agreement is governed by the laws of the State of California. The venue of any litigation pertaining to this Agreement will be Contra Costa County, California.

The parties are signing this Agreement as of the date first above written.

CONTRA COSTA COUNTY

MOUNT DIABLO UNIFIED SCHOOL DISTRICT

By: \_\_\_\_\_  
David J. Twa  
County Administrator

By: Nellie Meyer  
Nellie Meyer  
Superintendent

RECOMMENDED FOR APPROVAL

BY: Karen Laws  
Karen Laws  
Principal Real Property Agent

APPROVED AS TO FORM

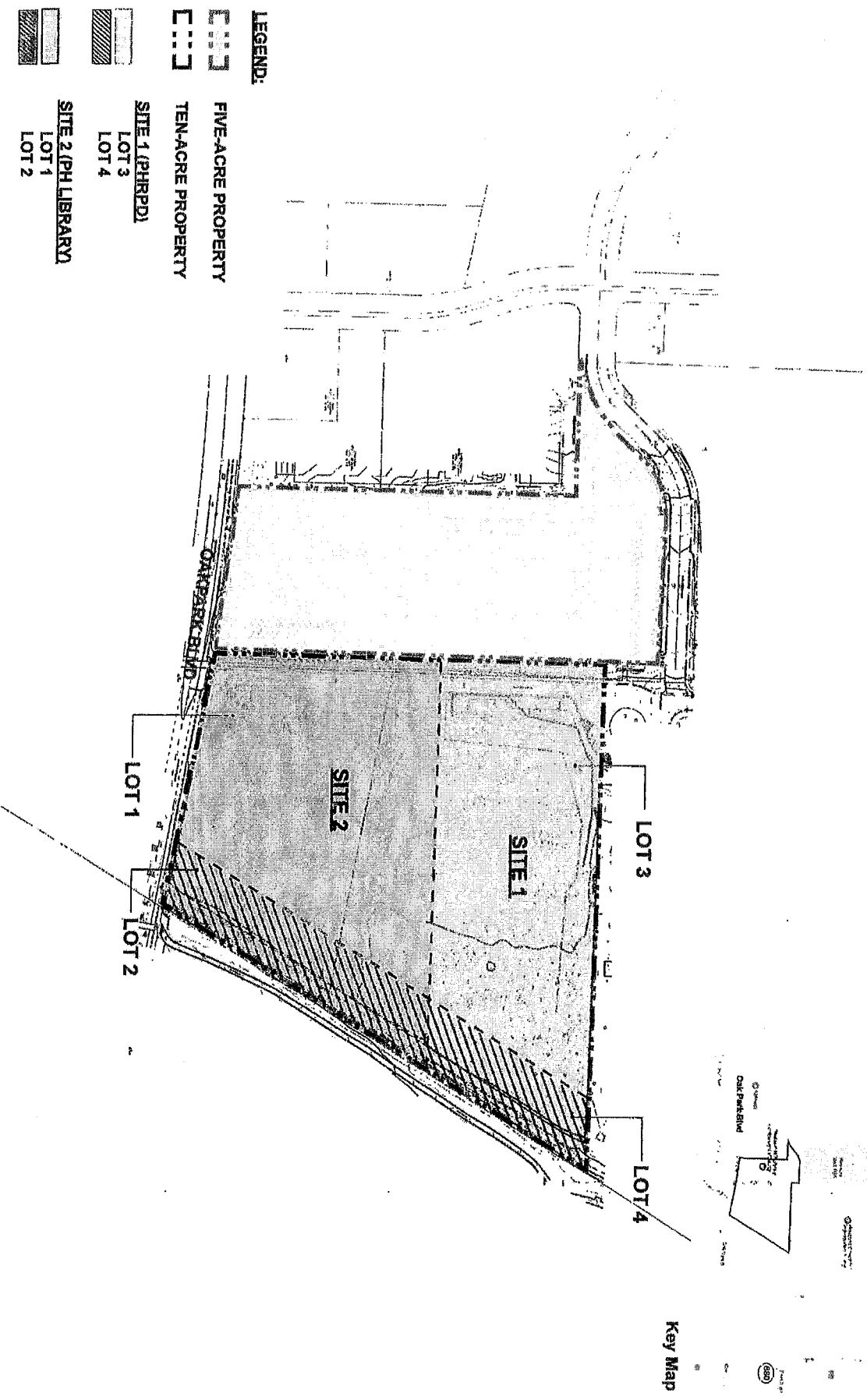
APPROVED AS TO FORM

SHARON L. ANDERSON,  
COUNTY COUNSEL

BY: \_\_\_\_\_  
Deputy County Counsel

By: Laura H. Scherle  
District Counsel

# EXHIBIT A



## OAK PARK PROPERTIES : PROPOSED DEVELOPMENT SCENARIO

PLEASANT HILL, CA

JOB NO. 1319.001  
 DATE 05-07-2018  
 5985 Owens Drive  
 Pleasanton, CA 94558  
 925-251-7720

DAHLIN

A.1

## MEMORANDUM OF UNDERSTANDING

This Memorandum of Understanding (“MOU”) is dated \_\_\_\_\_, 2018, and is between the COUNTY OF CONTRA COSTA (the “County”), the CITY OF PLEASANT HILL (the “City”), and the PLEASANT HILL RECREATION AND PARK DISTRICT (the “Park District”) (together, the “Parties”).

### RECITALS

- A. The County is the owner of real property located at 1700 Oak Park Boulevard, consisting of approximately eight acres and having Assessor’s Parcel No. 149-230-005 (the “County Property”). The Mt. Diablo Unified School District (the “School District”) is the owner of real property having Assessor’s Parcel No. 149-230-008 that is adjacent to the County Property and consists of an approximately two-acre sub-portion (the “School District Property”). Together, the County Property and the School District Property are the “10-Acre Property.” The 10-Acre Property is undeveloped.
- B. The County is also the owner of real property located at 1750 Oak Park Boulevard, consisting of approximately 4.8 acres and having Assessor’s Parcel No. 149-271-014 (the “5-Acre Property”). The 5-Acre Property is the site of a County-owned and operated public library and administration building (the “Existing Library”).
- C. The City is considering acquiring a portion of the 10-Acre Property, consisting of approximately four acres of the County Property (“Lot 1”) and approximately one acre of the School District Property (“Lot 2”) (together, Lot 1 and Lot 2 are the “Proposed Library Site”) to potentially use as the site of a new City-owned library (the “Proposed City Project”). The Proposed Library Site is bordered by Oak Park Boulevard to the south, Monticello Avenue to the east and Grayson Creek to the west. The new City-owned library would replace the Existing Library.
- D. The Park District is considering acquiring a portion of the 10-Acre Property, consisting of approximately four acres of the County Property (“Lot 3”) and approximately one acre of the School District Property (“Lot 4”) (together, Lot 3 and Lot 4 are the “Proposed Recreation Site”) to use for recreation and park purposes (the “Proposed Park District Project”).
- E. The County and the Park District are parties to an Option Agreement and Agreement to Settle Litigation between Contra Costa County and the Pleasant Hill Recreation and Park District (the “Option Agreement”). The Option Agreement allows the Park District to purchase the 5-Acre Property from the County on the terms and conditions set forth in the Option Agreement.
- F. The County is considering applying for land use approvals from the City for the development of the 5-Acre Property as a single-family residential subdivision (the “Proposed County Project”). If it obtains such approvals, the County anticipates that it will sell the 5-Acre Property to a home builder (the “County Successor”). Together, the

Proposed City Project, the Proposed Park District Project, and the Proposed County Project are the “Proposed Project.”

- G. The County and the School District are parties to an Amended and Restated Joint Exercise of Powers Agreement, dated July 1, 2018, under which the School District has agreed to transfer a portion of the School District Property to each the City and the Park District, in exchange for ten percent of the net proceeds received by the County upon the sale of the 5-Acre Property.
- H. The Parties desire to execute this MOU in order to set forth the Parties’ understanding of the steps that would be taken to accomplish the Proposed Project and to set forth the Parties’ agreement as to the City’s status as the Lead Agency for purposes of environmental review of the Proposed Project under the California Environmental Quality Act (“CEQA”). The City’s status as the Lead Agency is consistent with CEQA Guideline section 15367. The City retains full authority under CEQA to evaluate a reasonable range of alternatives including the “no project” alternative, and to adopt feasible mitigation measures.

NOW, THEREFORE, in consideration of the mutual covenants and conditions contained herein, the Parties agree as follows:

#### AGREEMENT

1. Approval of MOU. This MOU is subject to the approval of the governing bodies of the County, the City, and the Park District. Pursuant to CEQA Guidelines section 15004(b)(2), any future use of the 10-Acre Property, the 5-Acre Property, the Proposed Library Site and the Proposed Recreation Site is subject to environmental review under CEQA prior to the County’s, the City’s, or the Park District’s consideration of any future projects for approval. Notwithstanding any other provision of this MOU, nothing herein commits or otherwise requires the County, the City, or the Park District to approve any future project, or any portion thereof. It is understood and agreed by the County, the City and the Park District that potential future uses of the 10-Acre Property, the 5-Acre Property, the Proposed Library Site and the Proposed Recreation Site are still lacking many details and, thus, too speculative to review at this time. No legal obligation to proceed with the Proposed Project will exist unless and until the parties have negotiated, executed, and delivered mutually acceptable agreements based upon information produced from the CEQA process and on other public review and hearing processes, and subject to all applicable governmental approvals.
2. CEQA Cost Sharing. The cost of compliance with CEQA will be shared among the County, the City and the Park District. The cost will be apportioned as follows: The County’s share will be 50 percent of the cost; the City’s share will be 30 percent of the cost; and the Park District’s share will be 20 percent of the cost, up to a maximum Park District total share of \$60,000. If the cost exceeds \$300,000, the County and the City will each be responsible for 50 percent of the cost that exceeds \$300,000. The Parties understand and agree that the

Parties will share equally in the cost of defending any challenge to the City's compliance with CEQA as Lead Agency for the Proposed Project.

3. Property Descriptions and Investigations. To facilitate the Parties' consideration of the Proposed Project, the County, at its sole cost, will prepare legal descriptions of each of the following: the Proposed Library Site, Lot 1, Lot 2, the Proposed Recreation Site, Lot 3 and Lot 4. The City, at its sole cost, will complete any investigation and testing of the Proposed Library Site that it deems necessary. The Park District, at its sole cost, will complete any investigation and testing of the Proposed Recreation Site that it deems necessary.
4. Real Property Conveyance Process. It is expected that the following real property conveyance process will occur after the Proposed Project is reviewed in accordance with the requirements of CEQA. The transfer of any real property interests in connection with the Proposed Project will be subject to the terms of conveyance documents between the relevant parties. This MOU does not limit the discretion of any Party to approve or not approve any property conveyance documents.
  - A. Proposed Library Site Conveyance. The County anticipates conveying fee title to Lot 1 in its "AS-IS" condition to the City at no cost and that the City will work directly with the School District to transfer fee title to Lot 2 to the City at no cost to the City.
  - B. Proposed Recreation Site Conveyance. The County anticipates conveying fee title to Lot 3 in its "AS-IS" condition to the Park District for \$3 million and that the Park District will work directly with the School District to transfer fee title to Lot 4 to the Park District at no cost to the Park District.
  - C. Northwest Corner of 5-Acre Property. The County anticipates that it or the County Successor will dedicate to the Park District an improved open space feature that is planned for the northwest corner of the 5-Acre Property upon the completion of the development of a single-family residential subdivision on the 5-Acre Property. The County will consult with the Park District in planning the improvements to the open space feature.
  - D. Reservation of Rights. The County's conveyance of Lot 1 to the City and Lot 3 to the Park District is conditioned upon the County reserving a storm drain easement and a sewer line easement across, under and through Monticello Avenue, the Proposed Library Site, and the Proposed Recreation Site.
5. Anticipated Project Process. To facilitate the Parties' consideration of the Proposed Project, it is anticipated that the following preliminary steps will take place:
  - A. The County will submit appropriate applications to the City for entitlements for a single-family residential subdivision on the 5-Acre Property.
  - B. The Park District will submit appropriate applications to the City for development of the Proposed Recreation Site.

- C. The City will prepare preliminary specifications for the backbone infrastructure improvements the Parties believe may be necessary to complete the Proposed Project and will hire a civil engineer to prepare the design documents for the backbone infrastructure. The following table sets forth the anticipated improvements required for the backbone infrastructure, the expected cost of the improvements (together, the “Estimated Improvement Costs”) and the apportionment of the Estimated Improvement Costs among the parties:

<b>Anticipated Improvements</b>	<b>Estimated Cost</b>	<b>Cost Share</b>
<b>Monticello Avenue:</b> <ol style="list-style-type: none"> <li>1. Road</li> <li>2. Sidewalk</li> <li>3. Bike path</li> <li>4. Frontage</li> <li>5. Drainage</li> <li>6. Utility undergrounding</li> </ol>	\$1.5 million	City 25% Park District 25% County or County Successor 50%
<b>Oak Park Boulevard:</b> <ul style="list-style-type: none"> <li>• Street widening</li> <li>• Turn lanes</li> <li>• Bike lanes</li> <li>• Drainage improvements</li> </ul>	\$1 million	City 33.3% Park District 33.3% County or County Successor 33.4%
<b>Oak Park Frontage:</b> <ul style="list-style-type: none"> <li>• Curb</li> <li>• Gutter</li> <li>• Sidewalk</li> <li>• Landscape</li> </ul>	\$500,000	Owner of Fronting Property 100%
<b>Traffic Signal:</b> <ul style="list-style-type: none"> <li>• At Oak Park Boulevard and Monticello Avenue</li> </ul>	\$500,000	City 33.3% Park District 33.3% County or County Successor 33.4%

Following the completion of the design documents for the backbone infrastructure, the Parties anticipate negotiating a final cost sharing agreement based on the apportionments set forth above.

- D. If, following the completion of the CEQA process, the City decides to proceed with soliciting bids for the construction of the backbone infrastructure, the City will prepare bid documents, administer the bidding and either, (i) select a bidder for the backbone infrastructure construction, or (ii) if all bids exceed the Estimated Improvement Costs by an amount that causes the Proposed Project to be infeasible,

reject all bids. If a bidder is selected, it is expected the City would enter into an agreement or agreements for the construction of the backbone infrastructure.

6. Traffic Mitigation Fee. If the Parties determine to proceed with the Proposed Project following the completion of the CEQA process, the County or, if the County has sold the 5-Acre Property, the County Successor, shall pay the City a traffic mitigation fee not to exceed \$150,000. The payment of this fixed fee in no way limits the City's discretion under CEQA with regard to determinations concerning the scope and nature of any significant transportation impacts of the Proposed Project or of feasible mitigation to reduce such impacts.
7. Notices. Any notice required or permitted under this MOU must be in writing. The place for delivery of all notices given under this MOU is as follows:

To County:                    Contra Costa County  
Public Works Department  
40 Muir Road, 2<sup>nd</sup> Floor  
Martinez, CA 94553  
Attn: Principal Real Property Agent

To City:                        City of Pleasant Hill  
100 Gregory Lane  
Pleasant Hill, CA 94523  
Attn: City Manager

To Park District:          Pleasant Hill Recreation and Park District  
147 Gregory Lane  
Pleasant Hill, CA 94523  
Attn: General Manager

8. Counterparts. The parties hereto recognize and agree that separate counterpart signature pages may be used but that all such pages constitute one and the same MOU.
9. Construction. The section headings and captions of this MOU are, and the arrangement of this instrument is, for the sole convenience of the parties to this MOU. The section headings, captions and arrangement of this instrument do not in any way affect, limit, amplify or modify the terms and provisions of this MOU. This MOU may not be construed as if it had been prepared by one of the parties, but rather as if all parties prepared it. The parties to this MOU and their counsel have read and reviewed this MOU and agree that any rule of construction to the effect that ambiguities are to be resolved against the drafting party will not apply to the interpretation of this MOU. The Recitals are, and will be enforceable as, a part of this MOU.
10. No Third Party Beneficiaries. Nothing in this MOU is intended, nor will it be construed, to create rights inuring to the benefit of third parties.



11. Severability. If any term or provision of this MOU is, to any extent, held invalid or unenforceable, the remainder of this MOU will not be affected.
12. Governing Law and Venue. This MOU is governed by the laws of the State of California. The venue of any legal action pertaining to this MOU will be Contra Costa County, California.

[Signatures Appear on the Following Page]

This MOU is dated as of the date set forth in the introductory paragraph.

CONTRA COSTA COUNTY

CITY OF PLEASANT HILL

By: \_\_\_\_\_  
Brian M. Balbas  
Director of Public Works

By: \_\_\_\_\_  
June Catalano  
City Manager

RECOMMENDED FOR APPROVAL:

Approved as to form:  
City Attorney

By: \_\_\_\_\_  
Karen Laws  
Principal Real Property Agent

By: \_\_\_\_\_  
Janet E. Coleson  
City Attorney

Approved as to form:  
Sharon L. Anderson, County Counsel

Attest:

By: \_\_\_\_\_  
Carol Wu  
City Clerk

By: \_\_\_\_\_  
Kathleen M. Andrus  
Deputy County Counsel

PLEASANT HILL RECREATION  
AND PARK DISTRICT

By: \_\_\_\_\_  
Michelle Lacy  
General Manager

Approved as to form:  
Recreation and Park District Attorney

By: \_\_\_\_\_  
Bryan Wenter  
Special Counsel



**Contra  
Costa  
County**

To: Board of Supervisors  
From: David Twa, County Administrator  
Date: July 24, 2018

Subject: Request for Relief of Cash Shortage

---

**RECOMMENDATION(S):**

AUTHORIZE relief of cash shortage in the Public Works Department in the amount of \$6,557.00.

**FISCAL IMPACT:**

Cash shortage in the amount of \$6,557.00 will be funded with 100% County Service Areas M-17 & R-10 funds.

**BACKGROUND:**

In accordance with provisions of Administrative Bulletin 207.7, the Auditor-Controller has verified and concurs with the report of a cash shortage in the amount of \$6,557.00 in the Public Works - County Service Areas M17 and R-10 (attached).

The shortages occurred during 2017/18 at the Montara Bay Community Center in San Pablo, the Lefty Gomez Community Center in Rodeo and the Rodeo Senior Center. There were discrepancies with revenue and deposits related to these facilities and, after internal investigations of rental documentation, receipt logs, and bank deposit documentation, it was determined that fraudulent activity or theft by contract employees was a reasonable conclusion. The Department has filed an incident report with the Sheriff's Office and is working to recover the funds.

---

APPROVE

OTHER

RECOMMENDATION OF CNTY ADMINISTRATOR

RECOMMENDATION OF BOARD COMMITTEE

---

Action of Board On: **07/24/2018**  APPROVED AS RECOMMENDED  OTHER

Clerks Notes:

**VOTE OF SUPERVISORS**

I hereby certify that this is a true and correct copy of an action taken and entered on the minutes of the Board of Supervisors on the date shown.

ATTESTED: July 24, 2018

Contact: Laura Strobel (925)  
335-1091

David J. Twa, County Administrator and Clerk of the Board of Supervisors

By: , Deputy

cc:

BACKGROUND: (CONT'D)

All rentals at these facilities have been suspended until a new Facility Coordinator is identified and a number of safeguards are being evaluated to prevent similar occurrences from happening in the future.

CONSEQUENCE OF NEGATIVE ACTION:

The shortage will not be relieved, cash will not be in balance.


ATTACHMENTS

Auditor-Controller Verification

Office of the Auditor-Controller  
Contra Costa County

Robert R. Campbell  
Auditor-Controller

625 Court Street  
Martinez, California 94553-1282  
Phone (925) 335-8600  
Fax (925) 646-2649



Elizabeth A. Verigin  
Assistant Auditor-Controller

Harjit S. Nahal  
Assistant Auditor-Controller

July 16, 2018

TO: David Twa, County Administrator

FROM: Robert R. Campbell, Auditor-Controller  
By: Laura Garvey, Auditor-Controller Division Manager

SUBJECT: Office of the Public Works Department Report of \$6,557.00 Shortage


---

In accordance with Administrative Bulletin 207.7, Section VI.C *Relief of Shortages and Account Collections – For Shortages Greater than \$250*, the attached copy of the subject report is being forwarded for your review and presentation to the Board of Supervisors for action.

The Office of the Auditor-Controller has verified and concurs with the contents of the report. Upon the Board's approval, the requested relief shall be authorized.

RRC/sb

Cc: Brian Balbas,  
Diana Oyler




Contra Costa County  
**Public Works**  
Department

Brian M. Balbas, Director  
Deputy Directors  
Stephen Kowalewski, Chief  
Mike Carlson  
Warren Lai  
Carrie Ricci  
Joe Yee

## Memo

July 16, 2018

**TO:** Robert Campbell, Auditor-Controller  
Attention: Laura Garvey, AC Division Manager-Internal Audit

**FROM:** Brian Balbas, Public Works Director   
By: Diana Oyler, Chief of Fiscal Services

**SUBJECT:** Relief of Shortage – CSA M17 and R10 Revolving Fund(s)

Public Works is requesting a relief of shortage estimated in the amount of \$6,557.00 due to missing rental payments collected at Montara Bay Community Center, Lefty Gomez Center, and Rodeo Senior Center that cannot be located.

The Montara Bay Community Center in San Pablo and the Lefty Gomez Community Center in Rodeo are rented out to the public for various community events. The Community Centers are managed by Special District staff with the daily operations being performed on-site by contract employee(s).

The contracted employees have been Jason Alfonso and Larry Austin. Until January 2018, Austin provided oversight primarily for Lefty Gomez with some support for the Rodeo Senior Center. He resigned and provided thirty (30) days notification to prepare for the transition. At that time, staff determined that Alfonso would begin providing oversight for the use of all three (3) sites and the Rodeo Senior Center would be limited to use by established users and exclude one day rental use. That practice continued until June 4, when Alfonso resigned without notice.

The Special Districts staff became aware of discrepancies with revenue and deposits related to Montara Bay Community Center, Lefty Gomez Community Center, and Rodeo Senior Center in early 2018. At that time, there was no suspicion of fraud and staff worked to resolve the matter. As staff spent time doing internal investigations of rental documentation, receipt logs, and bank deposit documentation, it became clear that fraudulent activity or theft by contracted staff was a reasonable conclusion.

In May 2018, staff was approached by a renter with concern regarding the return of her \$600 deposit. As staff began to investigate the matter, it became clear that her deposit, as well as the deposits of other facility users, were retained without cause. Staff has been able to determine that the Facility Coordinators were not submitting all rental fees and deposits in accordance with established procedures to the County. A detailed

Robert Campbell  
July 16, 2018  
Page 2 of 3

spreadsheet of these matters is attached for review. The time period that has been captured in the attached spreadsheet includes July 2017-May 2018. However, many of the shortages have no documentation that has been submitted to county staff. As a result, we only become aware of new cases when a former or future scheduled renter presents with their copies of a rental agreement and supplemental documentation detailing a deposit or payment submission. As a result the stated date range may not be conclusive.

While the matter is under investigation, staff have been able to determine that the total estimated loss to date is \$6,557.00 (Montara Bay \$4,481, Rodeo Senior Center \$620, and Lefty \$1,456). Of these amounts, it is suspected that that Austin is responsible for \$820.00 while Alfonso seems to be responsible for \$5,737.00.

Once we became aware of the matter, it was reported to Wanda Quever who provided direction to contact law enforcement and the Auditor-Controller's office. Furthermore, she directed staff to provide refunds to renters as the error is with the County and the renters should not be penalized as a result.

The amount of shortage may not be final as we are continuing to receive reports from the former renters with concerns related to past or future rentals, although it should be noted that these reports have significantly declined in recent weeks.

County Costa County Sheriff Deputy Mudd met with Special Districts staff on June 19, 2018 to capture initial findings. All information pertaining to the matter has been recorded in incident #P181700164.

As a result of these incidences, staff is reviewing options to prevent similar occurrences from happening in the future. In January 2018 we amended our practice to begin review income on weekly intervals with county and contracted staff. Additionally, we began to have county staff finalize deposits with our banking institution in lieu of contracted staff. In light of recent findings, we are considering the addition of restricting on site cash payments for facility use, tracking contracts (in addition to receipts) numerically with the requirement that all copies of documents must be submitted to county staff (even if voided or otherwise damaged). We are continuing to review and refine our rental practices and are determined to address matters for sound fiscal responsibility and community service. Moreover, all rentals have been suspended until a new Facility Coordinator is identified.

Efforts made to recover the shortage have included attempts to contact Alfonso by telephone and email. Based on the limited response and failure to come in to discuss the matter, the department has determined that further efforts to collect would not be successful. Furthermore, it would not be justified to extend additional resources to

Robert Campbell  
July 16, 2018  
Page 3 of 3

recover the amount of the loss when measured against improbability of a successful recovery.

The signer of this memorandum verifies under penalty of perjury that the foregoing is true and correct.

Please feel free to contact Rochelle Johnson with any questions. She can be reached by email at [Rochelle.Johnson@pw.cccounty.us](mailto:Rochelle.Johnson@pw.cccounty.us) or at 925-313-2299. Thank you.

BMB:RJ:ss  
G:\spdist\R10-M17Shortage\Relief of Shortage June 2018Finance\_Dir RevJuly16.docx  
Attachment: Rental Discrepancy Spreadsheet  
c: Mike Carlson, Admin  
Diana Oyler, Finance  
Liza Mangabay, Finance  
Laura Strobel, County Administrator  
Sergeant Brian Holland, Sherriff Dept.  
Sharon Hymes-Offord, Risk Management  
Carl Roner, Special Districts  
Michele Wara, Admin  
Linda Zimmerman, Admin



Rental Issues - Jason Alfonso (Facility Coordinator)

<u>Renter (Initial Payment Date)</u>	<u>Facility</u>	<u>Payment</u>	<u>Check/cash</u>	<u>Receipt #</u>	<u>Refund</u>	<u>Loss incurred</u>	<u>Description</u>
<b>MONTARABAY COMMUNITY CENTER</b>							
Laura Ramirez (7/19/17)	MTB	\$824 unaccounted	check&cash	G1368476, G1368477 (voided in our records) G1368671 G1368676 * Invalid (2)	\$400 (refunded)	\$ (824.00)	Laura completed a rental application on 7/19/17. Was not given receipts for payment and receipt #'s listed on application were invalid (2). Laura was provided a new application to complete in October when she paid off balance. Paid an extra security fee via check which was later voided. Receipt #'s on 2nd application were reflected as voided in County receipt book. Payments were never accounted for. Renter was refunded \$400.
Carolina Garcia (Omar Romero) (7/2017)	MTB	\$1,087 unaccounted	cash	G1368469 Invalid (1)	\$600.00	\$ (1,087.00)	Carolina called County staff in regards to a rental that occurred on 9/24/17. Her boyfriend Omar Romero executed the application for the rental in 7/2017. County was not aware of rental. Carolina provided rental application which showed initial deposit of \$200 paid with a total rental fee of \$1,087 (\$600 total deposit). Payments went unaccounted for. County will honor full refund of \$600 deposit.

<u>Renter (Initial Payment Date)</u>	<u>Facility</u>	<u>Payment</u>	<u>Check/cash</u>	<u>Receipt #</u>	<u>Refund</u>	<u>Loss incurred</u>	<u>Description</u>
Alejandro Anaya (Francisco Olmedo)	MTB	\$570 unaccounted	cash	G1368494 Invalid (1)	\$570.00	\$ (570.00)	Ramon called County staff on 7/11 in regards to a rental scheduled for 7/28. A rental application for Alejandro was executed and paid for by Francisco Olmedo (Grandfather), Ramon was speaking on their behalf. Ramon and Francisco came to the PWD on 7/12 and provided a copy of the application. The application showed a cash payment of \$570 made and a note of a check withheld until end of event. The check was for the deposit amount of \$400. County staff requested proof of the check being cashed for confirmation. (Ramon called 7/12, after meeting in person, confirming check was never cashed) County was unaware of the executed application and the receipt number listed corresponds to another renter in County receipt book. The application will be considered as receipt for the cash payment which the County will honor and reimburse.
Angelica Lara (2/6/18)	MTB	\$200 unaccounted	cash	G1368491 *Invalid (1)	\$200.00	\$ (200.00)	Angelica executed a rental application on 2/6/18. County staff was not made aware of the rental. Angelica reached out to County staff once she noticed the closure signs at the MonTarabay facility. She was able to provide a copy of her application but was not given a receipt. The receipt number listed on her application corresponded to another rental in the County receipt book. County will honor to another rental in the County receipt book. County will honor refund of \$200.
Ines Ceballos (3/13/18)	MTB	\$500 unaccounted	cash	G1368499 *Invalid (1)	\$500.00	\$ (500.00)	Ines and her son showed up at the Counties office inquiring about their scheduled rental after they found out the facility was closed due to vandalism. The County was unaware of the rental agreement. Ines provided a copy of her application executed on 3/13/18. The application showed an initial down payment of \$500 was made via cash. But, the receipt number listed corresponded to another rental in the County receipt book. The \$500 payment went unaccounted for. County will honor full refund.

<u>Renter (Initial Payment Date)</u>	<u>Facility</u>	<u>Payment</u>	<u>Check/cash</u>	<u>Receipt #</u>	<u>Refund</u>	<u>Loss incurred</u>	<u>Description</u>
Carlos Clavel/Alexis Armstrong (3/20/18)	MTB	\$600 unaccounted	??	G1368502 *Invalid (1)	\$600.00	\$ (600.00)	Carlos notified County staff of his rental via phone call. County had no documentation of Carlos's rental. Carlos provided his application, executed 3/20/2018, which stated he paid \$600. The payment was unaccounted for. The rental scheduled for 6/9/18 was cancelled due to facility closure. Renter will be given full refund.
Abimelec Santiago (4/10/18)	MTB	\$200 unaccounted	cash	G13685006 *Invalid (3)	\$200.00	\$ (200.00)	Santiago executed a rental application on 4/10/18 for an event scheduled in September. The rental had to be cancelled due to facility closure as well as the facility coordinator's resignation. As County staff was processing refunds and reviewing rental applications it was found that Santiago's deposit payment went unaccounted for. The receipt number listed on his application was not a valid number and he was not given any other proof of payment. County will honor deposit refund of \$200.
Silvia Munguia (4/24/18)	MTB	\$300 unaccounted	cash	G1368506 *Invalid (1)	\$300.00	\$ (300.00)	Silvia executed a rental application on 4/24/18. The application shows an initial deposit of \$300 paid in cash. But the receipt number listed is one that corresponds to a separate rental in County receipt book. The initial payment was not accounted for. Silvia came to the PW office on 7/6/18 with a copy of her application but no receipt. County will honor refund of \$300.
Tracy Saephan (5/8/18)	MTB	\$200 unaccounted	cash	G1368499 *Invalid (1)	\$200.00	\$ (200.00)	Tracy reached out to County staff inquiring about her rental scheduled for 7/15/18. County staff had no documentation of the rental. Tracy was able to provide her rental application executed on 5/8/18 which showed a \$200 initial deposit paid, but had no receipt. The receipt number listed on the application corresponded to another rental in County receipt book. Payment was unaccounted for. County will honor refund of \$200.
<b>Total Loss</b>						<b>\$ (4,481.00)</b>	

<u>Renter (Initial Payment Date)</u>	<u>Facility</u>	<u>Payment</u>	<u>Check/cash</u>	<u>Receipt #</u>	<u>Refund</u>	<u>Loss incurred</u>	<u>Description</u>
<b>LEFTY GOMEZ</b>							
Daniel Vasquez (Ledesma) (3/22/18)	Lefty	\$200 accounted, \$312 unaccounted	check	G1367766	\$200 (refunded)	\$ (312.00)	Daniel called County staff inquiring about deposit refund being withheld. He had received a letter on County letterhead stating his deposit was withheld due to nonpayment, but it was not sent by County staff. Daniel's initial deposit payment (\$200) was recorded and accounted for. Daniel also stated when he came to pay off balance with a check that he was told he had to pay with cash. The remaining balance (\$312) went unaccounted for. After reviewing Daniels case the County honored the \$200 deposit refund.
Aaron Miles (3/7/18)	Lefty	\$512 unaccounted	cash	G1367762 *Invalid(1) G1367789 *Invalid(2)	\$200 (refunded)	\$ (512.00)	Aaron had an event scheduled for 6/9/2018 at Lefty Gomez. The County did not have documentation for Aaron's event but he was able to provide his application on the day of the event. After reviewing the application, County staff found the receipt numbers listed had discrepancies with the County receipt book. Aaron also stated he was told the County only accepts cash payments by the coordinator (Jason). Aaron's payments went unaccounted for. But, the County honored his refund of \$200.

<u>Renter (Initial Payment Date)</u>	<u>Facility</u>	<u>Payment</u>	<u>Check/Cash</u>	<u>Receipt #</u>	<u>Refund</u>	<u>Loss incurred</u>	<u>Description</u>
Torrie Newman (Amber Gallant) (3/14/18)	Lefty	\$200 accounted unaccounted \$152	cash	G1367763	\$200 (refunded)	\$ (152.00)	Amber contacted County staff in regards to a rental scheduled by Torrie (mother) inquiring about deposit refund being withheld. Torrie received a letter on County letterhead stating her deposit was withheld due to having unsanctioned alcohol at event, but the letter was not from County staff. County staff spoke with both Amber and Torrie who stated there was no alcohol at event (baby shower) and also provided documentation including text messages with coordinator (Jason Alfonso) in regards to making a special arrangement to pay off remaining balance. The remaining balance was paid in the Pinole shopping center and no receipt was given. That payment went unaccounted for. The initial deposit payment of \$200 was accounted for. After review of all documentation a refund of Torrie's deposit was honored by County.
Miguel Cielo (5/2/18)	Lefty	\$280 unaccounted	cash	G1368407 *Invalid (2)	\$280 (refunded)	\$ (280.00)	Miguel executed a rental application on 5/2/18 for an event scheduled in June. He reached out to County staff after he was't able to get ahold of the coordinator to pay off his remaining balance. The County was unaware of his rental agreement. Miguel came to the Public Works Department with a copy of his application to discuss. After reviewing his application, it was found that the receipt number listed was invalid and the payment went unaccounted. The County honored Miguel's documentation and provided a full refund.
<b>Total Loss</b>						<b>\$ (1,256.00)</b>	

Renter (Initial Payment Date)      Facility      Payment      Check/cash      Receipt #      Refund      Loss incurred      Description

<b>Invalid (1)</b>	Receipt # corresponds to another rental in receipt book
<b>Invalid (2)</b>	Receipt # corresponds to an unused receipt in receipt book.
<b>Invalid (3)</b>	Not a valid receipt #

Montarabay Loss	\$ (4,481.00)
Lefty Gomez loss	\$ (1,256.00)
<b>Total loss</b>	<b>\$ (5,737.00)</b>

Rental Issues - Larry Austin (Facility Coordinator)

Renter (Initial Payment Date)	Facility	Payment	Check/cash	Receipt #	Refund	Loss incurred	Description
<b>RODEO SENIOR CENTER</b>							
Lisa Alvarado (12/2017)	Senior Center	\$310.00	check	G1368009	\$200 (refunded)	\$ (310.00)	Lisa contacted County staff on 4/5/18 in regards to her deposit refund. She paid via check so County staff was able to confirm payment was received. However, County staff found her payment was recorded as payment for another rental that was funded via cash in the same amount (\$310). The cash payment went unaccounted. The County honored Lisa's refund of \$200.
Adrienne Aguilar (1/13/2018)	Senior Center	\$310.00	check	G1368019	\$200 (refunded)	\$ (310.00)	Adrienne executed a rental application on 1/13/18 for an event scheduled in March. She paid via check but her payment was recorded as a payment for another rental that was funded via cash in the same amount (\$310). County staff confirmed her check was deposited and honored her deposit refund. The cash payment went unaccounted.
<b>Total Loss</b>						<b>\$ (620.00)</b>	

**LEFTY GOMEZ FACILITY**

Mary Rodriguez (1/9/18)	Lefty Gomez	\$200 unaccounted	cash	G1367746 (\$200)	No refund	\$ (200.00)	Mary had an event on 6/3/18 at Lefty Gomez Community Center. She initially filled out her rental application with Larry Austin (facility coordinator who resigned on 1/31/18) on 1/9/18. Deposit payment of \$200 was recorded on application and in receipt book. But, the money was never deposited into the County bank account nor was it included in paperwork collected from Larry upon resignation. Payment went unaccounted for and remaining balance was not paid. Therefore, Mary was notified that she will not receive her deposit refund due to nonpayment of balance.
<b>Total Loss</b>						<b>\$ (200.00)</b>	

<b>Invalid (1)</b>	Receipt # corresponds to another rental in receipt book
<b>Invalid (2)</b>	Receipt # corresponds to an unused receipt in receipt book.
<b>Invalid (3)</b>	Not a valid receipt #

<b>Rodeo Senior Center</b>	<b>\$ (620.00)</b>
<b>Lefty Gomez</b>	<b>\$ (200.00)</b>
<b>Total Loss</b>	<b>\$ (820.00)</b>





**Contra  
Costa  
County**

To: Board of Supervisors  
From: David Twa, County Administrator  
Date: July 24, 2018

Subject: Resolution No. 2018/443 - California Nurses Association Side Letter Extending Duration of Agreement

---

**RECOMMENDATION(S):**

ADOPT Resolution No. 2018/443 approving the Side Letter between Contra Costa County and the California Nurses Association (CNA) modifying the Preamble and Section 64 Duration of Agreement of the Memorandum of Understanding to extend the contract from July 31, 2018 through September 30, 2018.

**FISCAL IMPACT:**

No fiscal impact.

**BACKGROUND:**

This Side Letter extends the current memorandum of understanding from July 31, 2018 through September 30, 2018, to allow both parties to work together to negotiate an agreement. Both the Preamble and Section 64 - Duration of Agreement are modified. The effect of this Side Letter is that all other terms and conditions of the MOU, specifically including Section 60 and 62, are extended accordingly for the new term of the MOU between the County and CNA (August 1, 2014 – September 30, 2018).

**CONSEQUENCE OF NEGATIVE ACTION:**

Members will continue working under an expired contract.

APPROVE

OTHER

RECOMMENDATION OF CNTY ADMINISTRATOR

RECOMMENDATION OF BOARD COMMITTEE

Action of Board On: **07/24/2018**  APPROVED AS RECOMMENDED  OTHER

Clerks Notes:

**VOTE OF SUPERVISORS**

I hereby certify that this is a true and correct copy of an action taken and entered on the minutes of the Board of Supervisors on the date shown.

ATTESTED: July 24, 2018

Contact: Lisa Driscoll, County Finance  
Director (925) 335-1023

David J. Twa, County Administrator and Clerk of the Board of Supervisors

By: , Deputy

cc: Dianne Dinsmore, Human Resources Director, Robert Campbell, County Auditor-Controller

ATTACHMENTS

Resolution No. 2018/443

CNA Side Letter dated 7/16/18

**THE BOARD OF SUPERVISORS OF CONTRA COSTA COUNTY, CALIFORNIA**  
**and for Special Districts, Agencies and Authorities Governed by the Board**

Adopted this Resolution on 07/24/2018 by the following vote:

**AYE:**   
**NO:**   
**ABSENT:**   
**ABSTAIN:**   
**RECUSE:**



**Resolution No. 2018/443**

**In the Matter of:** The Side Letter Agreement between the County of Contra Costa and the California Nurses Association, extending the Duration of Agreement

The Contra Costa County Board of Supervisors acting solely in its capacity as the governing board of the County of Contra Costa **RESOLVES THAT:**

Effective July 12, 2018, the attached Side Letter of Agreement dated July 16, 2018, between the County of Contra Costa and the California Nurses Association, be **ADOPTED**.

I hereby certify that this is a true and correct copy of an action taken and entered on the minutes of the Board of Supervisors on the date shown.

**Contact: Lisa Driscoll, County Finance Director (925)  
335-1023**

**ATTESTED: July 24, 2018**

David J. Twa, County Administrator and Clerk of the Board of Supervisors

By: , Deputy

**cc:** Dianne Dinsmore, Human Resources Director, Robert Campbell, County Auditor-Controller

**SIDE LETTER AGREEMENT**  
**Duration of Agreement**



This Side Letter is by and between the County of Contra Costa ("County") and the California Nurses Association ("CNA") and is effective July 12, 2018, subject to approval by the Board of Supervisors.

This Side Letter modifies the Preamble and Section 64 – Duration of Agreement of the Memorandum of Understanding (MOU) (August 1, 2014 – July 31, 2018) between the County and CNA by extending the current MOU from January 31, 2018 to September 30, 2018.




The effect of this Side Letter is that all other terms and conditions of the MOU, specifically including Section 60 and 62, are extended accordingly for the new term of the MOU between the County and CNA (August 1, 2014 – September 30, 2018).

Date: 7/16/18

**Contra Costa County:**  
(Signature / Printed Name)

	Kelly Turffo
	Shanna Edwards
_____	
_____	
_____	
_____	

**California Nurses Association:**  
(Signature / Printed Name)

	Anne Stewart
	Emma Gerard
	Kathleen Sullivan
_____	
_____	
_____	



**Contra  
Costa  
County**

To: Board of Supervisors  
From: David Twa, County Administrator  
Date: July 24, 2018

Subject: Resolution No. 2018/445 - DSA Side Letter - Sheriff Communication Center Director

---

**RECOMMENDATION(S):**

ADOPT Resolution No. 2018/445, approving a side letter between Contra Costa County and the Deputy Sheriff's Association (DSA), Management Unit, to incorporate provisions for the classification of Sheriff's Communication Center Director (64NC) into the DSA, Management Unit Memorandum of Understanding

**FISCAL IMPACT:**

Structured to be cost neutral. This is a change of classification representation between Local 21 and the Deputy Sheriffs Association.

**BACKGROUND:**

On October 31, 2017 the Deputy Sheriffs Association (DSA) filed a request with the Employee Relations Officer to modify the Supervisory Unit of IFPTE, Local 21 to establish a new unit known as the Sheriff's Communication Center Director Unit, and for formal recognition of DSA as the majority representative for the proposed unit. A preliminary determination of appropriateness determined that the proposed representation unit was not appropriate and a meet and confer was scheduled to see if an agreement could be reached on the composition of an appropriate representation unit. A meet and confer occurred on January 8, 2018 and an agreement was reached to incorporate the Sheriff's Communication Center Director into the Management Unit of the DSA Management Memorandum of Understanding (MOU).

- 
- APPROVE  OTHER
  - RECOMMENDATION OF CNTY ADMINISTRATOR  RECOMMENDATION OF BOARD COMMITTEE
- 

Action of Board On: **07/24/2018**  APPROVED AS RECOMMENDED  OTHER

Clerks Notes:

**VOTE OF SUPERVISORS**

I hereby certify that this is a true and correct copy of an action taken and entered on the minutes of the Board of Supervisors on the date shown.

ATTESTED: July 24, 2018

Contact: Shanna Edwards, (925) 335-1782

David J. Twa, County Administrator and Clerk of the Board of Supervisors

By: , Deputy

cc: Dianne Dinsmore, Human Resources Director, Robert Campbell, County Auditor-Controller

BACKGROUND: (CONT'D)

>

The attached Deputy Sheriffs Association, Management MOU has been modified in the following ways:

1. The classification of Sheriff's Communication Center Director (64NC) has been added to Section 1.1 Association Recognition.
2. A new Section, 10.6 Workers Compensation and Continuing Pay for Non-Sworn Employees has been added to allow for non-sworn employees to be eligible for Workers' Compensation.
3. Added language to allow non-sworn employees to be eligible for Annual Management Administrative Leave in section 15.3 (A).
4. Added language to Section 22(A) to clarify that both General and Safety members are responsible for payment of 100% of employees' basic retirement benefit contributions.
5. Added Commuter Benefit Program language to Section 24.
6. Created new Section 36 for a Dispatch Reopener in the event of a consolidation of Sheriff Dispatch operations with Fire Dispatch operations.
7. Subsection numbering was changed in Sections 10.6, 37, and 38.

CONSEQUENCE OF NEGATIVE ACTION:

If the side letter is not approved, the terms and conditions of employment for the classification will not be included in the DSA memorandum of understanding.

ATTACHMENTS

Resolution No. 2018/445

DSA Side Letter dated 7/11/18

**THE BOARD OF SUPERVISORS OF CONTRA COSTA COUNTY, CALIFORNIA**  
**and for Special Districts, Agencies and Authorities Governed by the Board**

Adopted this Resolution on 07/24/2018 by the following vote:

**AYE:**   
**NO:**   
**ABSENT:**   
**ABSTAIN:**   
**RECUSE:**



**Resolution No. 2018/445**

**In The Matter Of:** Approving the Side Letter between Contra Costa County and the Deputy Sheriff's Association (DSA), Management Unit, to incorporate provisions for the classification of Sheriff's Communication Center Director (64NC) into the DSA, Management Unit Memorandum of Understanding.

The Contra Costa County Board of Supervisors acting in its capacity as Governing Board of the County of Contra Costa and all districts of which it is the ex-officio governing Board **RESOLVES THAT:**

Effective August 1, 2018, the attached Side Letter of Agreement dated July 11, 2018, between Contra Costa County and the Deputy Sheriff's Association, Management Unit, be **ADOPTED**.

I hereby certify that this is a true and correct copy of an action taken and entered on the minutes of the Board of Supervisors on the date shown.

**Contact: Shanna Edwards, (925) 335-1782**

**ATTESTED: July 24, 2018**

David J. Twa, County Administrator and Clerk of the Board of Supervisors

By: , Deputy

**cc:** Dianne Dinsmore, Human Resources Director, Robert Campbell, County Auditor-Controller

**SIDE LETTER  
BETWEEN  
Contra Costa County  
and  
the Deputy Sheriffs Association Management Unit**

This Side Letter is by and between the Deputy Sheriffs Association Management Unit ("DSA-Management") and Contra Costa County ("County"). This side letter is effective the first of the month following approval by the Contra Costa County Board of Supervisors.

This side letter amends the Memorandum of Understanding (MOU) between the County and DSA-Management, (July 1, 2016 – June 30, 2019) with respect to the following provisions:

**Section 1 – Recognition**

**1.1 Association Recognition.** The Association is the formally recognized employee organization for the Deputy Sheriffs' Management Unit and such organization has been certified as such pursuant to Chapter 34-12 of Board of Supervisor's Resolution 81/1165 by Board Order dated September 21, 1993. Represented classes in this unit are:

Captain (6XDA)  
Sheriff's Chief of Forensic Services (6DDB)  
Lieutenant (6XHA)  
Administrative Lieutenant (6XHB)  
Deputy Sheriff Forensic Manager (6DGA)  
Sheriff's Communication Center Director (64NC)

**10.6 Workers' Compensation & Continuing Pay for Non-Sworn Employees.**

**A. Waiting Period.**

**1. Employees who leave work as a result of an on the job injury will have the balance of that day charged to sick leave and/or vacation accruals. This will be considered as the last day worked for purposes of determining Workers' Compensation benefits.**

**2. There is a three (3) calendar day waiting period before Workers' Compensation benefits commence. If the injured worker loses any time on the day of injury, that day counts as day one (1) of the waiting period. If the injured worker does not lose time on the day of injury, the waiting period will be the first three (3) calendar days the employee does not work as a result of the injury. The time the employee is scheduled to work during this waiting period will be charged to the employee's sick leave and/or vacation accruals. In order to qualify for Workers' Compensation the employee must be under the care of a physician. Temporary compensation is payable on the first three (3) days of disability when the**



injury necessitates hospitalization, or when the disability exceeds fourteen (14) days.

B. Continuing Pay.

1. A permanent employee shall receive 70% of regular monthly salary during any period of compensable temporary disability absence not to exceed one year. "Compensable temporary disability absence" for the purpose of this Section, is any absence due to work connected disability which qualifies for temporary disability compensation under Workers' Compensation Law set forth in Division 4 of the California Labor Code. When any disability becomes medically permanent and stationary, the salary provided by this Section shall terminate. The employee shall return to the County all temporary disability payments received by him from any County funded Workers' Compensation or other County wage replacement program. No charge shall be made against sick leave or vacation for these salary payments. Sick leave and vacation rights shall not accrue for those periods during which continuing pay is received.

The maximum period of continuing pay for any one injury or illness shall be up to one (1) year from the date of temporary disability.

If Workers' Compensation becomes taxable, the County agrees to restore the benefit to 100% of monthly salary.

2. Continuing pay begins at the same time that temporary Workers' Compensation starts and continues until the temporary disability ends, or until one (1) year from the date of temporary disability payments, whichever comes first, provided the employee remains in an active employed status. Continuing pay is automatically terminated on the date an employee is separated from County service by resignation, retirement, layoff, suspension or any other action that determines the employee is no longer employed by the County. In these instances, employee will be paid Workers' Compensation benefits as prescribed by Workers' Compensation laws. All continuing pay will be cleared through the County Administrator's Office, Risk Management Division.

- C. Whenever an employee who has been injured on the job and has returned to work is required by an attending physician to leave work for treatment during working hours the employee shall be allowed time off up to three (3) hours for such treatment without loss of pay or benefits. Said visits are to be scheduled contiguous to either the beginning or end of the scheduled work day whenever possible. This provision applies only to injuries/illnesses that have been accepted by the County as a job connected injury.

- D. Full Pay Beyond One Year. If an injured employee remains eligible for temporary disability beyond one (1) year, the employee's applicable salary will continue by integrating sick leave and/or vacation accruals with Workers' Compensation benefits. If salary integration is no longer

available, Workers' Compensation benefits will be paid directly to the employee as prescribed by Workers' Compensation laws.

E. Rehabilitation Integration. An injured employee who is eligible for Workers' Compensation Rehabilitation Temporary Disability benefits and whose disability is medically permanent and stationary will continue to receive his/her applicable salary by integrating sick leave and/or vacation accruals with Workers' Compensation Rehabilitation Temporary Disability benefits until those accruals are exhausted. Thereafter, the Rehabilitation Temporary Disability benefits will be paid directly to the employee.

F. Health Insurance. The County contribution to the employee's group insurance plan(s) continues during the continuing pay period and during integration of sick leave or vacation with Workers' Compensation benefits.

G. Method of Integration. An employee's sick leave and/or vacation charges shall be calculated as follows:  $C = 8 [1 - (W \div S)]$

C = Sick leave or vacation charge per day (in hours)

W = Statutory Workers' Compensation for a month

S = Monthly salary

**10.610.7 Accrual During Leave Without Pay.** No employee who has been granted a leave without pay or an unpaid military leave shall accrue any sick leave credits during the time of such leave nor shall an employee who is absent without pay accrue sick leave credits during the absence.

### **15.3 Leaves & Pay for Time Not Worked.**

**A. Annual Management Administrative Leave.** On January 1 of each year, all permanent full time sworn and non-sworn management employees shall be credited with seventy-four (74) hours of paid management administrative leave. This time is non-accruable and all balances will be zeroed out effective December 31st of each year. Permanent part-time employees shall have such leave prorated based on their position hours.

## **SECTION 22 - RETIREMENT CONTRIBUTION**

### **A. Payment of Employee Contributions.**

Effective on January 1, 2012, employees are responsible for the payment of one hundred percent (100%) of the employees' basic retirement benefit contributions determined annually by the Board of Retirement of the Contra Costa County Employees' Retirement Association, without the County paying any part of the employee's contributions. Employees are also responsible for the payment of the employees' contributions to the retirement cost of living program as determined annually by the Board of Retirement, without the County paying any part of the employees' contributions. The foregoing provisions apply to both General and Safety members.

## **SECTION 24 – MILEAGE**

Mileage allowance for the use of personal vehicles on County business shall be paid according to the rates allowed by the Internal Revenue Service and shall be adjusted to reflect changes in this rate on the date it becomes effective or the first of the month following announcement of the changed rate by the Internal Revenue Service, whichever is later.

Commuter Benefit Program. The County will offer employees the option of enrolling in an employee-funded qualified transportation (commuter) benefit program designed to qualify for tax savings under Section 132(f) of title 26 of the Internal Revenue Code, but such savings are not guaranteed. The Commuter Benefit Program will allow employees to set aside pre-tax dollars for qualified transportation expenses to the extent and amount allowed by the Internal Revenue Service. Employees are responsible for paying any account fees charged by the Commuter Benefit administrator. The County does not manage or administer the Commuter Benefit Program.

**SECTION 36 - Dispatch Reopener.** The parties agree to reopen those provisions of this M.O.U. pertaining to the terms and conditions of employment for the Sheriff's Communication Center Director classification in the event of a consolidation of Sheriff Dispatch operations with Fire Dispatch operations.

## **SECTION 3637- ADOPTION**

The provisions of this MOU shall be made applicable on the dates indicated and upon approval by the Board of Supervisors. Resolutions and Ordinances, where necessary, shall be prepared and adopted in order to implement these provisions. It is understood that where it is determined that an Ordinance is required to implement any of the foregoing provisions, said provisions shall become effective upon the first day of the month following thirty (30) days after such Ordinance is adopted.

## **SECTION 3738 - SCOPE OF AGREEMENT & SEVERABILITY OF PROVISIONS**

**3738.1** **Scope of Agreement.** Except as otherwise specifically provided herein, this MOU fully and completely incorporates the understanding of the parties hereto and constitutes the sole and entire agreement between the parties in any and all matters subject to meet and confer. Neither party shall, during the term of this MOU, demand any change herein, provided that nothing herein shall prohibit the parties from changing the terms of this MOU by mutual agreement. Any past side letters or any other agreements that are not incorporated into or attached to this MOU are deemed expired upon approval of this MOU by the Board of Supervisors.

The Union understands and agrees that the County is not obligated to meet and confer regarding wages, hours or conditions of employment during the term of this extended agreement, except as otherwise required by law.

**3738.2 Severability of Provisions.** Should any section, clause or provision of this MOU be declared illegal, unlawful or unenforceable, by final judgment of a court of competent jurisdiction, such invalidation of such section, clause or provision shall not invalidate the remaining portions hereof, and such remaining portions shall remain in full force and effect for the duration of this MOU.

**3738.3 Personnel Management Regulations.** Where a specific provision contained in a section of this MOU conflicts with a specific provision contained in a section of the Personnel Management Regulations, the provision of this MOU shall prevail. It is recognized, however, that certain provisions of the Personnel Management Regulations may be supplementary to the provisions of this MOU or deal with matters not within the scope of representation and as such remain in full force and effect.

**3738.4 Duration of Agreement.** This Agreement shall continue in full force and effect from July 1, 2016 to and including June 30, 2019.

This Side Letter will remain in effect for the term of the current Memorandum of Understanding ("MOU") between the County and DSA-Management (July 1, 2016 – June 30, 2019). The terms of the Side Letter will be incorporated into the successor MOU unless otherwise negotiated by the parties. All other terms and conditions of the current MOU between the County and DSA-Management remain unchanged by this Side Letter.

Date: 7/11/18

Contra Costa County:  
[Signature]  
\_\_\_\_\_  
\_\_\_\_\_  
\_\_\_\_\_

Deputy Sheriffs Association:  
[Signature]  
\_\_\_\_\_  
\_\_\_\_\_  
\_\_\_\_\_