



CONTRA COSTA COUNTY  
CLERK/RECORDER - ELECTIONS DIVISION  
555 ESCOBAR STREET  
MARTINEZ, CALIFORNIA 94553  
925.335.7800 1.877.335.7802  
[www.cocovote.us](http://www.cocovote.us)

JOSEPH E.  
CANCIAMILLA  
COUNTY CLERK

SCOTT O.  
KONOPASEK  
ASSISTANT  
REGISTRAR

July 5, 2016

Secretary of State  
1500 11<sup>th</sup> Street, 5<sup>th</sup> Floor  
Sacramento, CA 95814

Attn: Evelyn Mendez

Dear Evelyn,

Enclosed you will find the Certificate of County Clerk to Result of the Canvass of the **Primary Election, June 7, 2016.**

Also enclosed, please find the Certified Statement of Votes.

If you have any questions in this regard, please contact this office at 925.335.7800.

Sincerely,

JOSEPH E. CANCIAMILLA  
County Clerk


By: Rosa M. Mena  
Elections Processing Supervisor

Enclosures

# STATEMENT OF VOTES CAST

## Presidential Primary Election

June 7, 2016



JOSEPH E. CANCIAMILLA, COUNTY CLERK-RECORDER-REGISTRAR  
CONTRA COSTA COUNTY, CALIFORNIA



**CERTIFICATION OF COUNTY CLERK / REGISTRAR OF  
VOTERS TO THE RESULTS OF THE CANVASS OF THE  
JUNE 7, 2016 PRIMARY ELECTION**


STATE OF CALIFORNIA

COUNTY OF CONTRA COSTA

} ss.

I, **JOSEPH E. CANCIAMILLA**, County Clerk/Registrar of Voters of said county, do hereby certify that, in pursuance to the provisions of Elections Code Section 15300, et seq., I did canvass the results of the votes cast in the Primary Election held in said County on June 7, 2016, for measures and contests that were submitted to the vote of the voters, and that the Statement of Votes Cast to which this certificate is attached, is full, true and correct.

I hereby set my hand and official seal this 5th day of July 2016, at the County of Contra Costa.



*Rosa Mena*

By: Rosa M. Mena  
Elections Processing Supervisor

County of Contra Costa  
State of California

**HELP AMERICA VOTE ACT OF 2002  
CERTIFICATION OF ELECTIONS OFFICIAL**


STATE OF CALIFORNIA  
COUNTY OF CONTRA COSTA


} ss.

Pursuant to the statewide voter registration list requirements set forth in the Help America Vote Act of 2002 (HAVA) (Pub. L. No. 107-252 (2002) 116 Stat. 1666, 42 U.S.C. § 15483),

I, Scott O. Konopasek, Assistant Registrar of Voters for the County of Contra Costa, State of California, hereby certify that I complied with all provisions of Chapter 2 of Division 7 of Title 2 of the California Code of Regulations for the Federal election held on the 7<sup>th</sup> day of June 2016, in the County of Contra Costa, State of California, and all elections consolidated therewith.

I hereby set my hand and official seal this 5th day of July 2016 at the County of Contra Costa.

  
Assistant Registrar of Voters  
County of Contra Costa  
State of California



Certification of Elections Official (06/2016)

	TOTAL VOTES	%	ELECTION DAY	VOTE BY MAIL
PRECINCTS COUNTED (OF 656)	656	100.00		
REGISTERED VOTERS - TOTAL	558,523			
REGISTERED VOTERS - DEMOCRATIC	281,771	50.45		
REGISTERED VOTERS - REPUBLICAN	128,242	22.96		
REGISTERED VOTERS - AMERICAN INDEPENDENCE	14,056	2.52		
REGISTERED VOTERS - GREEN	2,469	.44		
REGISTERED VOTERS - LIBERTARIAN	3,184	.57		
REGISTERED VOTERS - PEACE AND FREEDOM	1,188	.21		
REGISTERED VOTERS - NPP CROSSOVER DEM	127,613	22.85		
REGISTERED VOTERS - NO PARTY PREFERENCE	127,613	22.85		
BALLOTS CAST - TOTAL	278,127		99,485	178,642
BALLOTS CAST - DEMOCRATIC BALLOT	165,177	59.39	58,948	106,229
BALLOTS CAST - REPUBLICAN BALLOT	65,752	23.64	19,095	46,657
BALLOTS CAST - AIP BALLOT	3,723	1.34	1,292	2,431
BALLOTS CAST - GREEN BALLOT	883	.32	353	530
BALLOTS CAST - LIBERTARIAN BALLOT	1,190	.43	516	674
BALLOTS CAST - P&F BALLOT	194	.07	78	116
BALLOTS CAST - NPP CROSSOVER DEM BALLO	19,975	7.18	15,653	4,322
BALLOTS CAST - TOP TWO BALLOT	278,127	100.00	99,485	178,642
VOTER TURNOUT - TOTAL		49.80		
VOTER TURNOUT - DEMOCRATIC BALLOT		58.62		
VOTER TURNOUT - REPUBLICAN BALLOT		51.27		
VOTER TURNOUT - AIP BALLOT		26.49		
VOTER TURNOUT - GREEN BALLOT		35.76		
VOTER TURNOUT - LIBERTARIAN BALLOT		37.37		
VOTER TURNOUT - P&F BALLOT		16.33		
VOTER TURNOUT - NPP CROSSOVER DEM BALLO		15.65		
VOTER TURNOUT - TOP TWO BALLOT				

TOTAL VOTES    %    ELECTION DAY    VOTE BY MAIL

Democratic Presidential Preference

Vote for 1

(WITH 656 OF 656 PRECINCTS COUNTED)

KEITH JUDD . . . . .	189	.10	55	134
MICHAEL STEINBERG. . . . .	274	.15	85	189
BERNIE SANDERS. . . . .	77,862	42.39	36,423	41,439
WILLIE WILSON . . . . .	287	.16	100	187
ROQUE DE LA FUENTE . . . . .	146	.08	58	88
HILLARY CLINTON . . . . .	103,333	56.25	36,920	66,413
HENRY HEWES. . . . .	186	.10	71	115
WRITE-IN. . . . .	1,414	.77	419	995
Total . . . . .	183,691		74,131	109,560

Democratic Central Committee

1st District

Vote for 5

(WITH 109 OF 109 PRECINCTS COUNTED)

GABRIEL QUINTO. . . . .	14,831	18.29	5,098	9,733
MICHAEL NYE. . . . .	10,001	12.34	3,558	6,443
JOEY D. SMITH . . . . .	7,540	9.30	2,742	4,798
HARPREET S SANDHU. . . . .	9,480	11.69	3,091	6,389
GENOVEVA CALLOWAY. . . . .	12,948	15.97	4,217	8,731
MARIA ALEGRIA . . . . .	11,412	14.08	4,014	7,398
NICHOLAS ARZIO. . . . .	4,179	5.15	1,357	2,822
MISTER PHILLIPS . . . . .	10,346	12.76	3,389	6,957
WRITE-IN. . . . .	330	.41	110	220
Total . . . . .	81,067		27,576	53,491

Democratic Central Committee

2nd District

Vote for 6

(WITH 150 OF 150 PRECINCTS COUNTED)

SARAH GENN BUTLER. . . . .	15,225	14.69	4,472	10,753
SABINA ZAFAR . . . . .	9,248	8.92	2,304	6,944
JANE ELIZABETH WALTER . . . . .	11,845	11.43	3,140	8,705
THOMAS E. DUCKWORTH . . . . .	9,565	9.23	2,508	7,057
DIDDO RUTH CLARK . . . . .	11,594	11.19	3,012	8,582
BRODIE HILP. . . . .	7,421	7.16	1,698	5,723
MICHAEL R. MCGILL. . . . .	9,753	9.41	2,694	7,059
CAROLYN RUTH PHINNEY. . . . .	13,099	12.64	3,419	9,680
JEROME C. PANDELL. . . . .	6,939	6.69	1,528	5,411
KATIE RICKLEFS. . . . .	8,634	8.33	1,987	6,647
WRITE-IN. . . . .	330	.32	105	225
Total . . . . .	103,653		26,867	76,786

TOTAL VOTES    %    ELECTION DAY    VOTE BY MAIL

Democratic Central Committee  
3rd District  
Vote for 3

(WITH 129 OF 129 PRECINCTS COUNTED)

ODESSA LEFRANCOIS. . . . .	3,875	11.04	1,209	2,666
DEBRA VINSON . . . . .	9,578	27.29	3,019	6,559
HARRY L. THURSTON. . . . .	3,117	8.88	809	2,308
PAUL SEGER . . . . .	5,240	14.93	1,497	3,743
ROSA ARGENTINA DAVILA-LUEVANO. . . . .	5,421	15.45	1,799	3,622
SHARON LEE MOSSMAN . . . . .	4,869	13.87	1,443	3,426
RICHARD KEITH MOSSMAN . . . . .	2,789	7.95	805	1,984
WRITE-IN. . . . .	206	.59	55	151
Total . . . . .	35,095		10,636	24,459

Democratic Central Committee  
4th District  
Vote for 5

(WITH 138 OF 138 PRECINCTS COUNTED)

DAN JAMEYSON . . . . .	6,691	8.28	2,056	4,635
MELANIE SETON SMITH . . . . .	6,015	7.45	1,938	4,077
GREG SANBORN . . . . .	9,585	11.87	3,027	6,558
G BRUCE WINDREM . . . . .	1,919	2.38	608	1,311
CHARLES CARPENTER. . . . .	10,824	13.40	3,494	7,330
JEFFREY D. KOERTZEN . . . . .	7,242	8.96	2,025	5,217
HARMESH KUMAR . . . . .	7,217	8.93	2,773	4,444
SUSAN HAMILL . . . . .	9,536	11.80	2,998	6,538
PAMELA JO AGUILAR. . . . .	6,277	7.77	2,111	4,166
CASILDA "CASSIE" GONZALES . . . . .	9,668	11.97	3,304	6,364
SCOTT JOSEPH RAFFERTY . . . . .	5,407	6.69	1,477	3,930
WRITE-IN. . . . .	400	.50	110	290
Total . . . . .	80,781		25,921	54,860

Democratic Central Committee  
5th District  
Vote for 4

(WITH 130 OF 130 PRECINCTS COUNTED)

MELODY LACY. . . . .	8,001	15.95	2,908	5,093
RICHARD "RICH" VERRILLI. . . . .	10,573	21.07	3,558	7,015
SALLY SWEETSER. . . . .	6,413	12.78	1,942	4,471
ALAN SWISLOW . . . . .	5,413	10.79	1,613	3,800
EVELYN J. CENTENO. . . . .	8,156	16.26	2,849	5,307
SATINDER S. MALHI. . . . .	4,191	8.35	1,207	2,984
NADINE GRACE PEYRUCAIN . . . . .	7,121	14.19	2,464	4,657
WRITE-IN. . . . .	302	.60	90	212
Total . . . . .	50,170		16,631	33,539

TOTAL VOTES      %      ELECTION DAY      VOTE BY MAIL

Republican Presidential Preference

Vote for 1

(WITH 656 OF 656 PRECINCTS COUNTED)

DONALD TRUMP . . . . .	41,456	65.86	11,830	29,626
BEN CARSON . . . . .	2,066	3.28	744	1,322
TED CRUZ. . . . .	5,201	8.26	1,863	3,338
JOHN R. KASICH. . . . .	10,516	16.71	2,792	7,724
JIM GILMORE. . . . .	451	.72	138	313
WRITE-IN. . . . .	3,254	5.17	979	2,275
Total . . . . .	62,944		18,346	44,598

Republican Central Committee

2nd District

Vote for 7

(WITH 150 OF 150 PRECINCTS COUNTED)

CHERYL ANN BYL. . . . .	9,399	12.28	2,003	7,396
SEAN P. BILL . . . . .	10,117	13.22	2,239	7,878
S MARK FERNWOOD . . . . .	6,956	9.09	1,498	5,458
JERRY DEES . . . . .	6,533	8.54	1,668	4,865
JOHN GARRET DEAL . . . . .	8,858	11.58	1,821	7,037
FRANCES R. CAVENAUGH. . . . .	8,388	10.96	1,689	6,699
STEVEN KAUFHOLD . . . . .	10,500	13.72	2,361	8,139
HAYDEN PADGETT. . . . .	5,526	7.22	1,385	4,141
JOSEPH A. RUBAY . . . . .	9,734	12.72	2,151	7,583
WRITE-IN. . . . .	507	.66	96	411
Total . . . . .	76,518		16,911	59,607

Republican Central Committee

3rd District

Vote for 5

(WITH 129 OF 129 PRECINCTS COUNTED)

MATT SHUPE . . . . .	6,929	17.79	1,880	5,049
MICHELE DAUGHERTY. . . . .	5,781	14.84	1,519	4,262
CHERYL ANN MORGAN. . . . .	5,882	15.10	1,540	4,342
JENNIFER MIXON. . . . .	5,204	13.36	1,254	3,950
TIMOTHY MIXON JR.. . . . .	3,750	9.63	994	2,756
DEBORA ALLEN . . . . .	7,524	19.32	2,006	5,518
KAY MARIE POWER . . . . .	3,666	9.41	1,010	2,656
WRITE-IN. . . . .	211	.54	62	149
Total . . . . .	38,947		10,265	28,682

Republican Central Committee

4th District

Vote for 5

(WITH 138 OF 138 PRECINCTS COUNTED)

DEBORAH BUTLER. . . . .	5,600	12.90	1,646	3,954
ROHIT J. JOY . . . . .	3,736	8.60	1,109	2,627
TERRI STEINKIRCHNER-ANDERSON . . . . .	4,676	10.77	1,407	3,269
ROGER ALLEN PETERSEN. . . . .	6,102	14.05	1,703	4,399
ELIZABETH PATOCK . . . . .	5,409	12.46	1,565	3,844
SHERI ANN ROSEN . . . . .	3,679	8.47	1,022	2,657
THOMAS RANDLE . . . . .	6,694	15.42	2,058	4,636
MEGAN RANGE. . . . .	7,269	16.74	2,098	5,171
WRITE-IN. . . . .	260	.60	61	199
Total . . . . .	43,425		12,669	30,756



Official Results

CONTRA COSTA COUNTY  
PRESIDENTIAL PRIMARY  
TUESDAY, JUNE 7, 2016  
Republican

Final

RUN DATE:07/01/16 04:20 PM

REPORT-EL45A PAGE 005

TOTAL VOTES      %      ELECTION DAY      VOTE BY MAIL

Republican Central Committee  
5th District  
Vote for 3

(WITH 130 OF 130 PRECINCTS COUNTED)

JOE LUBAS . . . . .	3,080	28.41	814	2,266
PATTY O'DAY. . . . .	3,449	31.81	986	2,463
ANDREW GABRIEL. . . . .	2,127	19.62	590	1,537
EDWARD RUIZ. . . . .	2,063	19.03	616	1,447
WRITE-IN. . . . .	123	1.13	37	86
Total . . . . .	10,842		3,043	7,799

TOTAL VOTES      %      ELECTION DAY      VOTE BY MAIL

American Independent Presidential Preference

Vote for 1

(WITH 656 OF 656 PRECINCTS COUNTED)

ROBERT ORNELAS. . . . .	119	4.05	47	72
ALAN SPEARS. . . . .	247	8.41	104	143
WILEY DRAKE. . . . .	116	3.95	60	56
JAMES HEDGES . . . . .	102	3.47	39	63
THOMAS HOEFLING . . . . .	75	2.55	30	45
ARTHUR HARRIS . . . . .	118	4.02	42	76
J.R. MYERS . . . . .	130	4.43	52	78
WRITE-IN. . . . .	2,030	69.12	634	1,396
Total . . . . .	2,937		1,008	1,929

TOTAL VOTES    %    ELECTION DAY    VOTE BY MAIL

Green Presidential Preference

Vote for 1

(WITH 656 OF 656 PRECINCTS COUNTED)

JILL STEIN . . . . .	435	55.91	168	267
DARRYL CHERNEY. . . . .	44	5.66	20	24
WILLIAM KREML . . . . .	11	1.41	4	7
KENT MESPLAY . . . . .	25	3.21	15	10
SEDINAM MOYOWASIFSA-CURRY . . . . .	36	4.63	18	18
WRITE-IN. . . . .	227	29.18	88	139
Total . . . . .	778		313	465

TOTAL VOTES    %    ELECTION DAY    VOTE BY MAIL

Libertarian Presidential Preference

Vote for 1

(WITH 656 OF 656 PRECINCTS COUNTED)

GARY JOHNSON . . . . .	567	51.45	244	323
MARC FELDMAN . . . . .	26	2.36	10	16
RHETT WHITE FEATHER SMITH . . . . .	43	3.90	13	30
JOY WAYMIRE. . . . .	24	2.18	15	9
STEVE KERBEL . . . . .	10	.91	7	3
JOHN HALE . . . . .	16	1.45	10	6
JOHN MCAFEE. . . . .	88	7.99	41	47
CECIL INCE . . . . .	10	.91	7	3
AUSTIN PETERSEN . . . . .	42	3.81	24	18
DARRYL W. PERRY . . . . .	7	.64	2	5
DERRICK M. REID . . . . .	18	1.63	10	8
JACK ROBINSON, JR. . . . .	18	1.63	8	10
WRITE-IN. . . . .	233	21.14	91	142
Total . . . . .	1,102		482	620

Official Results

CONTRA COSTA COUNTY  
PRESIDENTIAL PRIMARY  
TUESDAY, JUNE 7, 2016  
Peace and Freedom

Final

RUN DATE:07/01/16 04:20 PM

REPORT-EL45A PAGE 009

TOTAL VOTES    %    ELECTION DAY    VOTE BY MAIL

Peace and Freedom Presidential Preference  
Vote for 1

(WITH 656 OF 656 PRECINCTS COUNTED)

GLORIA ESTELA LA RIVA . . . . .	46	25.99	14	32
LYNN S. KAHN . . . . .	21	11.86	8	13
MONICA MOOREHEAD . . . . .	29	16.38	16	13
WRITE-IN. . . . .	81	45.76	30	51
Total . . . . .	177		68	109

TOTAL VOTES    %    ELECTION DAY    VOTE BY MAIL

United States Senator

Vote for 1

(WITH 656 OF 656 PRECINCTS COUNTED)

GEORGE C. YANG . . . . .	2,709	1.06	777	1,932
JERRY J. LAWS . . . . .	570	.22	250	320
GAIL K. LIGHTFOOT . . . . .	3,067	1.20	1,328	1,739
MIKE BEITIKS . . . . .	667	.26	282	385
PAMELA ELIZONDO . . . . .	2,852	1.11	1,388	1,464
SCOTT A. VINEBERG . . . . .	184	.07	95	89
STEVE STOKES . . . . .	4,237	1.65	1,756	2,481
DUF SUNDHEIM . . . . .	15,235	5.95	3,637	11,598
LING LING SHI . . . . .	661	.26	245	416
LORETTA L. SANCHEZ . . . . .	25,250	9.86	9,647	15,603
PHIL WYMAN . . . . .	6,575	2.57	1,940	4,635
JARRELL WILLIAMSON . . . . .	1,217	.48	366	851
THOMAS G. DEL BECCARO . . . . .	14,586	5.70	4,426	10,160
RON UNZ . . . . .	3,410	1.33	1,226	2,184
GREG CONLON . . . . .	9,049	3.53	2,620	6,429
JASON KRAUS . . . . .	857	.33	407	450
DON KRAMPE . . . . .	3,712	1.45	1,408	2,304
MARK MATTHEW HERD . . . . .	1,868	.73	974	894
VON HOUGO . . . . .	1,701	.66	628	1,073
JASON HANANIA . . . . .	860	.34	340	520
KAMALA D. HARRIS . . . . .	137,850	53.82	47,104	90,746
GAR MYERS . . . . .	258	.10	141	117
PAUL MERRITT . . . . .	713	.28	310	403
MASSIE MUNROE . . . . .	3,906	1.53	1,962	1,944
ELEANOR GARCIA . . . . .	1,854	.72	1,089	765
TIM GILDERSLEEVE . . . . .	286	.11	140	146
CLIVE GREY . . . . .	764	.30	326	438
DON J. GRUNDMANN . . . . .	385	.15	151	234
PRESIDENT CRISTINA GRAPPO . . . . .	1,586	.62	888	698
HERBERT G. PETERS . . . . .	917	.36	500	417
TOM PALZER . . . . .	2,229	.87	817	1,412
JOHN THOMPSON PARKER . . . . .	1,424	.56	744	680
KAREN ROSEBERRY . . . . .	3,058	1.19	1,004	2,054
EMORY RODGERS . . . . .	1,061	.41	536	525
WRITE-IN . . . . .	560	.22	187	373
Total . . . . .	256,118		89,639	166,479

US Representative 5th District

5TH CONGRESSIONAL DISTRICT

Vote for 1

(WITH 62 OF 62 PRECINCTS COUNTED)

MIKE THOMPSON . . . . .	12,340	60.42	4,694	7,646
CARLOS SANTAMARIA . . . . .	4,094	20.05	1,425	2,669
ALEX POLING . . . . .	864	4.23	390	474
NILS PALSSON . . . . .	3,058	14.97	1,318	1,740
WRITE-IN . . . . .	68	.33	31	37
Total . . . . .	20,424		7,858	12,566

TOTAL VOTES      %      ELECTION DAY      VOTE BY MAIL

US Representative 9th District  
9TH CONGRESSIONAL DISTRICT

Vote for 1

(WITH 107 OF 107 PRECINCTS COUNTED)

KATHRYN NANCE . . . . .	5,660	15.00	1,879	3,781
JERRY MCNERNEY . . . . .	22,836	60.52	7,979	14,857
ANTONIO C. "TONY" AMADOR . . . . .	7,745	20.53	2,422	5,323
ALEX APPLEBY . . . . .	1,444	3.83	644	800
WRITE-IN. . . . .	45	.12	17	28
Total . . . . .	37,730		12,941	24,789

US Representative 11th District  
11TH CONGRESSIONAL DISTRICT

Vote for 1

(WITH 449 OF 449 PRECINCTS COUNTED)

MARK DESAULNIER . . . . .	133,317	75.11	48,210	85,107
ROGER ALLEN PETERSEN. . . . .	43,654	24.59	13,476	30,178
WRITE-IN. . . . .	530	.30	170	360
Total . . . . .	177,501		61,856	115,645

US Representative 15th District  
15TH CONGRESSIONAL DISTRICT

Vote for 1

(WITH 38 OF 38 PRECINCTS COUNTED)

DANNY R. TURNER . . . . .	4,567	28.94	1,334	3,233
ERIC SWALWELL . . . . .	11,191	70.91	3,798	7,393
WRITE-IN. . . . .	23	.15	8	15
Total . . . . .	15,781		5,140	10,641

State Senator 3rd District

Vote for 1

(WITH 62 OF 62 PRECINCTS COUNTED)

MARIKO YAMADA . . . . .	6,082	27.05	2,532	3,550
GABE GRIESS. . . . .	2,028	9.02	811	1,217
BILL DODD . . . . .	8,797	39.12	3,236	5,561
GREG "COACH" COPPES . . . . .	5,515	24.53	1,889	3,626
WRITE-IN. . . . .	63	.28	20	43
Total . . . . .	22,485		8,488	13,997

State Senate 7th District

7th District

Vote for 1

(WITH 459 OF 459 PRECINCTS COUNTED)

STEVE GLAZER . . . . .	96,612	55.48	30,453	66,159
GUY MOORE . . . . .	31,663	18.18	13,242	18,421
JOSEPH ALEXANDER RUBAY . . . . .	45,465	26.11	13,773	31,692
WRITE-IN. . . . .	383	.22	123	260
Total . . . . .	174,123		57,591	116,532

TOTAL VOTES      %      ELECTION DAY      VOTE BY MAIL

State Senator 9th District  
9th District  
Vote for 1

(WITH 135 OF 135 PRECINCTS COUNTED)

KATHERINE GRACE WELCH . . . . .	9,887	18.77	4,528	5,359
RICH KINNEY . . . . .	6,210	11.79	1,935	4,275
SANDRE R. SWANSON . . . . .	10,144	19.26	4,492	5,652
NANCY SKINNER . . . . .	26,263	49.86	9,675	16,588
WRITE-IN . . . . .	170	.32	75	95
Total . . . . .	52,674		20,705	31,969

State Assembly 11th District  
11th District  
Vote for 1

(WITH 127 OF 127 PRECINCTS COUNTED)

DAVE MILLER . . . . .	14,335	32.58	4,606	9,729
JIM FRAZIER . . . . .	29,498	67.04	10,642	18,856
WRITE-IN . . . . .	169	.38	53	116
Total . . . . .	44,002		15,301	28,701

State Assembly 14th District  
14th District  
Vote for 1

(WITH 222 OF 222 PRECINCTS COUNTED)

MAE TORLAKSON . . . . .	23,536	31.85	8,981	14,555
TIM GRAYSON . . . . .	22,317	30.20	8,740	13,577
HARMESH KUMAR . . . . .	7,280	9.85	3,243	4,037
DEBORA ALLEN . . . . .	20,579	27.85	6,937	13,642
WRITE-IN . . . . .	181	.24	54	127
Total . . . . .	73,893		27,955	45,938

State Assembly 15th District  
15th District  
Vote for 1

(WITH 125 OF 125 PRECINCTS COUNTED)

TONY THURMOND . . . . .	44,622	88.00	17,779	26,843
CLAIRE CHIARA . . . . .	5,916	11.67	2,106	3,810
WRITE-IN . . . . .	170	.34	68	102
Total . . . . .	50,708		19,953	30,755

State Assembly 16th District  
16th District  
Vote for 1

(WITH 182 OF 182 PRECINCTS COUNTED)

CATHARINE BAKER . . . . .	44,094	53.41	11,900	32,194
CHERYL COOK-KALLIO . . . . .	38,276	46.37	12,451	25,825
WRITE-IN . . . . .	183	.22	61	122
Total . . . . .	82,553		24,412	58,141



	TOTAL VOTES	%	ELECTION DAY	VOTE BY MAIL
2nd Supervisorial District				
Vote for 1				
(WITH 150 OF 150 PRECINCTS COUNTED)				
CANDACE ANDERSEN . . . . .	44,686	98.20	12,315	32,371
WRITE-IN. . . . .	817	1.80	258	559
Total . . . . .	45,503		12,573	32,930

3rd Supervisorial District				
Vote for 1				
(WITH 129 OF 129 PRECINCTS COUNTED)				
ODESSA LEFRANCOIS. . . . .	2,487	6.09	1,015	1,472
DIANE BURGIS . . . . .	9,383	22.96	3,248	6,135
STEVE BARR . . . . .	11,490	28.11	3,454	8,036
MONICA E WILSON . . . . .	3,827	9.36	1,530	2,297
DOUGLAS F. HARDCASTLE . . . . .	7,516	18.39	2,433	5,083
WADE HARPER. . . . .	6,080	14.88	2,145	3,935
WRITE-IN. . . . .	87	.21	27	60
Total . . . . .	40,870		13,852	27,018

5th Supervisorial District				
Vote for 1				
(WITH 130 OF 130 PRECINCTS COUNTED)				
ANAMARIE AVILA FARIAS . . . . .	12,125	31.70	5,000	7,125
CONRAD DANDRIDGE . . . . .	2,123	5.55	823	1,300
MICHAEL MENESINI . . . . .	5,541	14.49	1,850	3,691
FEDERAL GLOVER. . . . .	13,101	34.25	4,829	8,272
DAN ROMERO . . . . .	5,217	13.64	2,052	3,165
WRITE-IN. . . . .	145	.38	56	89
Total . . . . .	38,252		14,610	23,642

Proposition 50				
Suspension of Legislators - Majority				
Vote for 1				
(WITH 656 OF 656 PRECINCTS COUNTED)				
Yes . . . . .	192,537	77.93	66,162	126,375
No. . . . .	54,520	22.07	19,547	34,973
Total . . . . .	247,057		85,709	161,348

Measure AA - San Francisco Bay Restoration Authority				
Parcel Tax - 2/3				
Vote for 1				
(WITH 656 OF 656 PRECINCTS COUNTED)				
Yes . . . . .	169,024	65.70	61,638	107,386
No. . . . .	88,249	34.30	28,268	59,981
Total . . . . .	257,273		89,906	167,367

Measure A - Chabot Las Positas Community College Dst.				
Bond Measure - 55%				
Vote for 1				
(WITH 5 OF 5 PRECINCTS COUNTED)				
Bonds Yes . . . . .	207	54.05	68	139
Bonds No. . . . .	176	45.95	31	145
Total . . . . .	383		99	284

	TOTAL VOTES	%	ELECTION DAY	VOTE BY MAIL
Measure B - Brentwood Union School District				
Bond Measure - 55%				
Vote for 1				
(WITH 43 OF 43 PRECINCTS COUNTED)				
Bonds Yes . . . . .	7,682	57.33	2,563	5,119
Bonds No. . . . .	5,717	42.67	1,554	4,163
Total . . . . .	13,399		4,117	9,282

Measure C - Lafayette School District				
Bond Measure - 55%				
Vote for 1				
(WITH 26 OF 26 PRECINCTS COUNTED)				
Bonds Yes . . . . .	8,371	73.84	2,674	5,697
Bonds No. . . . .	2,966	26.16	904	2,062
Total . . . . .	11,337		3,578	7,759

Measure J - Livermore Valley Joint Unified School Dst.				
Bond Measure - 55%				
Vote for 1				
(WITH 1 OF 1 PRECINCTS COUNTED)				
Bonds Yes . . . . .	56	59.57	0	56
Bonds No. . . . .	38	40.43	0	38
Total . . . . .	94		0	94

Measure D - Walnut Creek School District				
Bond Measure - 55%				
Vote for 1				
(WITH 39 OF 39 PRECINCTS COUNTED)				
Bonds Yes . . . . .	12,912	73.08	3,696	9,216
Bonds No. . . . .	4,756	26.92	1,202	3,554
Total . . . . .	17,668		4,898	12,770

Measure E - City of Antioch				
Initiative - Majority				
Vote for 1				
(WITH 49 OF 49 PRECINCTS COUNTED)				
Yes . . . . .	12,080	66.81	4,269	7,811
No. . . . .	6,002	33.19	2,616	3,386
Total . . . . .	18,082		6,885	11,197

Measure G - City of Antioch				
Appointed Treasurer - Majority				
Vote for 1				
(WITH 49 OF 49 PRECINCTS COUNTED)				
Yes . . . . .	6,522	36.60	2,547	3,975
No. . . . .	11,299	63.40	4,220	7,079
Total . . . . .	17,821		6,767	11,054

	TOTAL VOTES	%	ELECTION DAY	VOTE BY MAIL
Measure H - City of Clayton Parcel Tax - 2/3 Vote for 1 (WITH 7 OF 7 PRECINCTS COUNTED)				
Yes . . . . .	3,067	79.23	1,080	1,987
No. . . . .	804	20.77	271	533
Total . . . . .	3,871		1,351	2,520

Measure K - City of Oakley Special Tax - 2/3 Vote for 1 (WITH 18 OF 18 PRECINCTS COUNTED)				
Yes . . . . .	3,902	54.71	1,566	2,336
No. . . . .	3,230	45.29	1,084	2,146
Total . . . . .	7,132		2,650	4,482

Measure L - City of Orinda Bond Measure - 2/3 Vote for 1 (WITH 13 OF 13 PRECINCTS COUNTED)				
Yes . . . . .	5,441	68.48	1,361	4,080
No. . . . .	2,504	31.52	662	1,842
Total . . . . .	7,945		2,023	5,922

Measure M - City of Pittsburg Sales Tax - Majority Vote for 1 (WITH 33 OF 33 PRECINCTS COUNTED)				
Yes . . . . .	8,631	81.57	3,419	5,212
No. . . . .	1,950	18.43	668	1,282
Total . . . . .	10,581		4,087	6,494

Measure N - City of Richmond Initiative - Majority Vote for 1 (WITH 53 OF 53 PRECINCTS COUNTED)				
Yes . . . . .	6,898	33.76	3,000	3,898
No. . . . .	13,532	66.24	5,292	8,240
Total . . . . .	20,430		8,292	12,138

Measure O - City of Richmond Initiative - Majority Vote for 1 (WITH 53 OF 53 PRECINCTS COUNTED)				
Yes . . . . .	9,921	49.05	4,103	5,818
No. . . . .	10,304	50.95	4,112	6,192
Total . . . . .	20,225		8,215	12,010

TOTAL VOTES    %    ELECTION DAY    VOTE BY MAIL

DEM Presidential Preference  
5th Congressional District  
Vote for 1

(WITH 62 OF 62 PRECINCTS COUNTED)

KEITH JUDD . . . . .	18	.10	3	15
MICHAEL STEINBERG. . . . .	33	.19	9	24
BERNIE SANDERS. . . . .	7,952	45.31	3,939	4,013
WILLIE WILSON . . . . .	26	.15	7	19
ROQUE DE LA FUENTE . . . . .	12	.07	10	2
HILLARY CLINTON . . . . .	9,326	53.14	3,571	5,755
HENRY HEWES. . . . .	24	.14	9	15
WRITE-IN. . . . .	159	.91	58	101
Total . . . . .	17,550		7,606	9,944

DEM Presidential Preference  
9th Congressional District  
Vote for 1

(WITH 107 OF 107 PRECINCTS COUNTED)

KEITH JUDD . . . . .	31	.13	7	24
MICHAEL STEINBERG. . . . .	50	.20	15	35
BERNIE SANDERS. . . . .	10,238	41.90	4,728	5,510
WILLIE WILSON . . . . .	75	.31	26	49
ROQUE DE LA FUENTE . . . . .	35	.14	10	25
HILLARY CLINTON . . . . .	13,612	55.70	4,639	8,973
HENRY HEWES. . . . .	44	.18	14	30
WRITE-IN. . . . .	352	1.44	92	260
Total . . . . .	24,437		9,531	14,906

DEM Presidential Preference  
11th Congressional District  
Vote for 1

(WITH 449 OF 449 PRECINCTS COUNTED)

KEITH JUDD . . . . .	130	.10	40	90
MICHAEL STEINBERG. . . . .	174	.13	57	117
BERNIE SANDERS. . . . .	55,753	42.33	25,994	29,759
WILLIE WILSON . . . . .	176	.13	62	114
ROQUE DE LA FUENTE . . . . .	97	.07	38	59
HILLARY CLINTON . . . . .	74,414	56.50	26,484	47,930
HENRY HEWES. . . . .	114	.09	47	67
WRITE-IN. . . . .	838	.64	254	584
Total . . . . .	131,696		52,976	78,720

DEM Presidential Preference  
15th Congressional District  
Vote for 1

(WITH 38 OF 38 PRECINCTS COUNTED)

KEITH JUDD . . . . .	10	.10	5	5
MICHAEL STEINBERG. . . . .	17	.17	4	13
BERNIE SANDERS. . . . .	3,919	39.16	1,762	2,157
WILLIE WILSON . . . . .	10	.10	5	5
ROQUE DE LA FUENTE . . . . .	2	.02	0	2
HILLARY CLINTON . . . . .	5,981	59.76	2,226	3,755
HENRY HEWES. . . . .	4	.04	1	3
WRITE-IN. . . . .	65	.65	15	50
Total . . . . .	10,008		4,018	5,990

TOTAL VOTES    %    ELECTION DAY    VOTE BY MAIL

REP Presidential Preference  
5th Congressional District  
Vote for 1

(WITH 62 OF 62 PRECINCTS COUNTED)

DONALD TRUMP . . . . .	2,651	68.70	791	1,860
BEN CARSON . . . . .	128	3.32	45	83
TED CRUZ. . . . .	396	10.26	142	254
JOHN R. KASICH. . . . .	435	11.27	147	288
JIM GILMORE. . . . .	40	1.04	13	27
WRITE-IN. . . . .	209	5.42	65	144
Total . . . . .	3,859		1,203	2,656

REP Presidential Preference  
9th Congressional District  
Vote for 1

(WITH 107 OF 107 PRECINCTS COUNTED)

DONALD TRUMP . . . . .	8,891	75.39	2,626	6,265
BEN CARSON . . . . .	402	3.41	161	241
TED CRUZ. . . . .	1,026	8.70	384	642
JOHN R. KASICH. . . . .	948	8.04	262	686
JIM GILMORE. . . . .	71	.60	24	47
WRITE-IN. . . . .	456	3.87	158	298
Total . . . . .	11,794		3,615	8,179

REP Presidential Preference  
11th Congressional District  
Vote for 1

(WITH 449 OF 449 PRECINCTS COUNTED)

DONALD TRUMP . . . . .	26,717	62.79	7,516	19,201
BEN CARSON . . . . .	1,406	3.30	493	913
TED CRUZ. . . . .	3,436	8.07	1,231	2,205
JOHN R. KASICH. . . . .	8,325	19.56	2,175	6,150
JIM GILMORE. . . . .	312	.73	91	221
WRITE-IN. . . . .	2,357	5.54	682	1,675
Total . . . . .	42,553		12,188	30,365

REP Presidential Preference  
15th Congressional District  
Vote for 1

(WITH 38 OF 38 PRECINCTS COUNTED)

DONALD TRUMP . . . . .	3,197	67.48	897	2,300
BEN CARSON . . . . .	130	2.74	45	85
TED CRUZ. . . . .	343	7.24	106	237
JOHN R. KASICH. . . . .	808	17.05	208	600
JIM GILMORE. . . . .	28	.59	10	18
WRITE-IN. . . . .	232	4.90	74	158
Total . . . . .	4,738		1,340	3,398

**Cross Over Party Ballot Statistics Reporting Form  
June 7, 2016 – Presidential Primary Election**

County Name: \_\_\_\_\_

Contact: \_\_\_\_\_ Contact Phone \_\_\_\_\_

**PLEASE RETURN NO LATER THAN JULY 5, 2016**

Please report the number of No Party Preference (NPP) voters who requested an American Independent, Libertarian or Democratic ballot. (Elections Code § 13102(d))

Democratic No Party Preference Ballots Requested \_\_\_\_\_

American Independent No Party Preference Ballots Requested \_\_\_\_\_

Libertarian No Party Preference Ballots Requested \_\_\_\_\_

**Please return this document with your official canvass and statement of vote no later than July 5, 2016 to:**

Evelyn Mendez  
Secretary of State, Elections Division  
1500 11<sup>th</sup> Street, Fifth Floor  
Sacramento, CA 95814  
Phone: (916) 653-9154  
Fax: (916) 651-6460  
[Candidate-filings@sos.ca.gov](mailto:Candidate-filings@sos.ca.gov)

If you have any questions, please feel free to call us.

County Vote Reporting Form  
Office of the Secretary of State  
June 7, 2016 – Presidential Primary Election  
Official Canvass of Votes for Qualified Write-In Candidates

County Name Contra Costa

Contact Name Scott Konopasek

Contact Phone 925-335-7800

**PLEASE RETURN NO LATER THAN JULY 5, 2016.**

As part of the Statement of Vote, we will need to report the total number of votes received for each qualified write-in candidate. If your Official Canvass does not provide a break-down of this information, please use this form to report the votes to the Secretary of State, Elections Division.

**All qualified write-in candidates are listed.**

**For each candidate, please indicate total number of votes, zero votes or N/A.**

**PRESIDENT – DEMOCRATIC PARTY**

KEVIN M. MOREAU	0
	_____
WILLIE FELIX CARTER	0
	_____
ANDREW D. BASIAGO	0
	_____
IGNACIÓ LEÓN NUÑEZ	0
	_____
DOUG TERRY	0
	_____

**PRESIDENT – REPUBLICAN PARTY**

JOANN BREIVOGEL	0
	_____
VICTOR WILLIAMS	0
	_____
TROY HUGH SOUTHERN	0
	_____
JOHN DOWELL	0
	_____
JAMES ALEXANDER-PACE	0
	_____
JAMES ORLANDO OGLE III	0
	_____
DAVID P. THOMPSON	0
	_____
DONALD J. GONZALES	0
	_____
FREDERIC VIDAL	0
	_____
JAMES GERMALIO	0
	_____

**UNITED STATES SENATE**

RIC M. LLEWELLYN	0
	<hr/>
BILLY FALLING	0
	<hr/>
ALEXIS STUART	0
	<hr/>

**UNITED STATES REPRESENTATIVE DISTRICT 2**

ANDREW AUGUSTINE CAFFREY	N/A
	<hr/>

**UNITED STATES REPRESENTATIVE DISTRICT 14**

ANGEL CARDENAS	N/A
	<hr/>

**UNITED STATES REPRESENTATIVE DISTRICT 16**

RICHARD GOMEZ	N/A
	<hr/>

**UNITED STATES REPRESENTATIVE DISTRICT 25**

JEFF BOMBERGER	N/A
	<hr/>

**UNITED STATES REPRESENTATIVE DISTRICT 34**

KENNETH MEJIA	N/A
	<hr/>

**UNITED STATES REPRESENTATIVE DISTRICT 40**

J. CESAR FLORES	N/A
	<hr/>

**UNITED STATES REPRESENTATIVE DISTRICT 47**

RICH CAMP	N/A
	<hr/>

**STATE SENATOR DISTRICT 11**

MICHAEL A. PETRELIS	N/A
	<hr/>

**STATE SENATOR DISTRICT 33**

HONOR MIMI ROBSON	N/A
	<hr/>

**STATE ASSEMBLY MEMBER DISTRICT 1**

DONN COENEN	N/A
	<hr/>

**STATE ASSEMBLY MEMBER DISTRICT 2**

KEN ANTON	N/A
	<hr/>



**STATE ASSEMBLY MEMBER DISTRICT 3**

BRYCE CORRON

N/A

---

**STATE ASSEMBLY MEMBER DISTRICT 7**

RYAN K. BROWN

N/A

---

JANINE KLOSS

N/A

---

RALPH MERLETTI

N/A

---

**STATE ASSEMBLY MEMBER DISTRICT 19**

DANIEL C. KAPPLER

N/A

---

**STATE ASSEMBLY MEMBER DISTRICT 21**

BRIEN J. RAHILLY

N/A

---

**STATE ASSEMBLY MEMBER DISTRICT 32**

MANUEL RAMIREZ

N/A

---

**STATE ASSEMBLY MEMBER DISTRICT 46**

ROXANNE BECKFORD HOGE

N/A

---

ANGELA RUPERT

N/A

---

**STATE ASSEMBLY MEMBER DISTRICT 49**

MATTHEW "BOOMER" SHANNON

N/A

---

PETER AMUNDSON

N/A

---

**STATE ASSEMBLY MEMBER DISTRICT 51**

MIKE EVERLING

N/A

---

**STATE ASSEMBLY MEMBER DISTRICT 52**

TONI HOLLE

N/A

---

**STATE ASSEMBLY MEMBER DISTRICT 58**

RAMIRO ALVARADO

N/A

---

**STATE ASSEMBLY MEMBER DISTRICT 62**

BARON BRUNO

N/A

---

MARCO ANTONIO "TONY" LEAL

N/A

---

**STATE ASSEMBLY MEMBER DISTRICT 70**

BILLY GRAHAM

N/A \_\_\_\_\_

MARTHA E. FLORES-GIBSON

N/A \_\_\_\_\_

**STATE ASSEMBLY MEMBER DISTRICT 73**

MESBAH ISLAM

N/A \_\_\_\_\_

**STATE ASSEMBLY MEMBER DISTRICT 76**

THOMAS E. KROUSE

N/A \_\_\_\_\_

---

**Please return this document with your Official Canvass and Statement of Vote  
NO LATER THAN JULY 5, 2014.**

Evelyn Mendez  
Secretary of State, Elections Division  
1500 11<sup>th</sup> Street, Fifth Floor  
Sacramento, CA 95814  
PHONE: (916) 653-9154  
FAX: (916) 651-6460  
Post-electionreporting@sos.ca.gov

If you have any questions, please call me at the number listed above.

Thank You.

# Memorandum

---

**To:** Scott Konopasek  
**CC:** Carlos Webb, Sara Brady  
**From:** Travis Ebbert  
**Date:** 7/5/2016  
**Re:** Voting System Incident Report

---

Contra Costa County used a two card ballot for the June 7, 2016 Presidential Primary. Only the card with the Top Two Contests was designated to increase the total number of ballots cast.

On election night it was discovered that the total number of ballots cast from the polling places (M100 scanners) were aggregating the total number of cards scanned (Top Two Cards plus Presidential Cards) and reporting that as the total number of ballots cast.

After Election Night all ballots from the polling places were rerun on our central count tabulators (M650) and the discrepancy was resolved.

Travis Ebbert

Election Processing Supervisor

# Memorandum

**To:** Scott Konopasek  
**CC:** Travis Ebbert, Carlos Webb, Sara Brady  
**From:** Evan Ayers  
**Date:** 7/5/2016  
**Re:** One Percent Manual Count

Pursuant to Election Code 15360, Contra Costa Election Division conducted a 1% manual tally of precinct results for the June 7, 2016 Primary Election. Notice of the drawing of precincts was given by press release and posted in the office lobby and on our website one week prior to the date of the random selection.

The random selection of precincts was conducted in the Elections Division lobby on Wednesday June 8, 2015 at 10:00 AM. Precinct Numbers were printed on 2 x 3 1/2 inch cards and were randomly selected. Of the 656 precincts, 7 were drawn.


The Manual Tally began on Friday June 24, 2016 at 9:00 AM.

## 1% Full Tally Precincts

Antioch 135	All Contests	Vote By Mail - Initial discrepancy, balanced after re-running ballots on M650
		Polling Place - Balanced first tally
Clayton 101	All Contests	Vote By Mail - Balanced first tally
		Polling Place - Balanced first tally
Concord 105	All Contests	Vote By Mail - Balanced first tally
		Polling Place - Balanced first tally
El Sobrante 105	All Contests	Vote By Mail - Initial discrepancy, balanced after re-running ballots on M650
		Polling Place - Balanced first tally
Pittsburg 110	All Contests	Vote By Mail - Initial discrepancy, balanced after re-running ballots on M650
		Polling Place - Balanced first tally
Pittsburg 115	All Contests	Vote By Mail - Balanced first tally
		Polling Place - Balanced first tally
San Ramon 126	All Contests	Vote By Mail - Balanced first tally
		Polling Place - Balanced first tally

**Additional Precincts tallied;**

Alhambra 803 All Mail Ballot Precinct	Measure C, Lafayette School District	Vote By Mail - Balanced first tally
Alamo 108	Measure D, Walnut Creek School District	Vote By Mail - Balanced first tally
		Polling Place - Balanced first tally
Brentwood 105	Measure B, Brentwood School District	Vote By Mail - Balanced first tally
		Polling Place - Balanced first tally
Oakley 101	Measure K, City of Oakley	Vote By Mail - Balanced first tally
		Polling Place - Balanced first tally
Orinda 102	Measure L, City of Orinda	Vote By Mail - Balanced first tally
		Polling Place - Balanced first tally
Port Costa 801 All Mail Ballot Precinct	US Representative 5th District State Senator 3rd District	Vote By Mail - Balanced first tally
Richmond 804 All Mail Ballot Precinct	Measure N, City of Richmond Measure O, City of Richmond	Vote By Mail - Balanced first tally
Tassajara 802 All Mail Ballot Precinct	Measure A, Chabot Las Positas Community College District Measure J, Livermore Valley Joint Union School District	Vote By Mail - Balanced first tally



Evan Ayers  
Election Services Specialist