

Employment & Human Services Department Community Services Bureau

A Presentation to the Family &
Human Services Committee

October 12, 2015

Camilla Rand, Director



Supervisory Support...





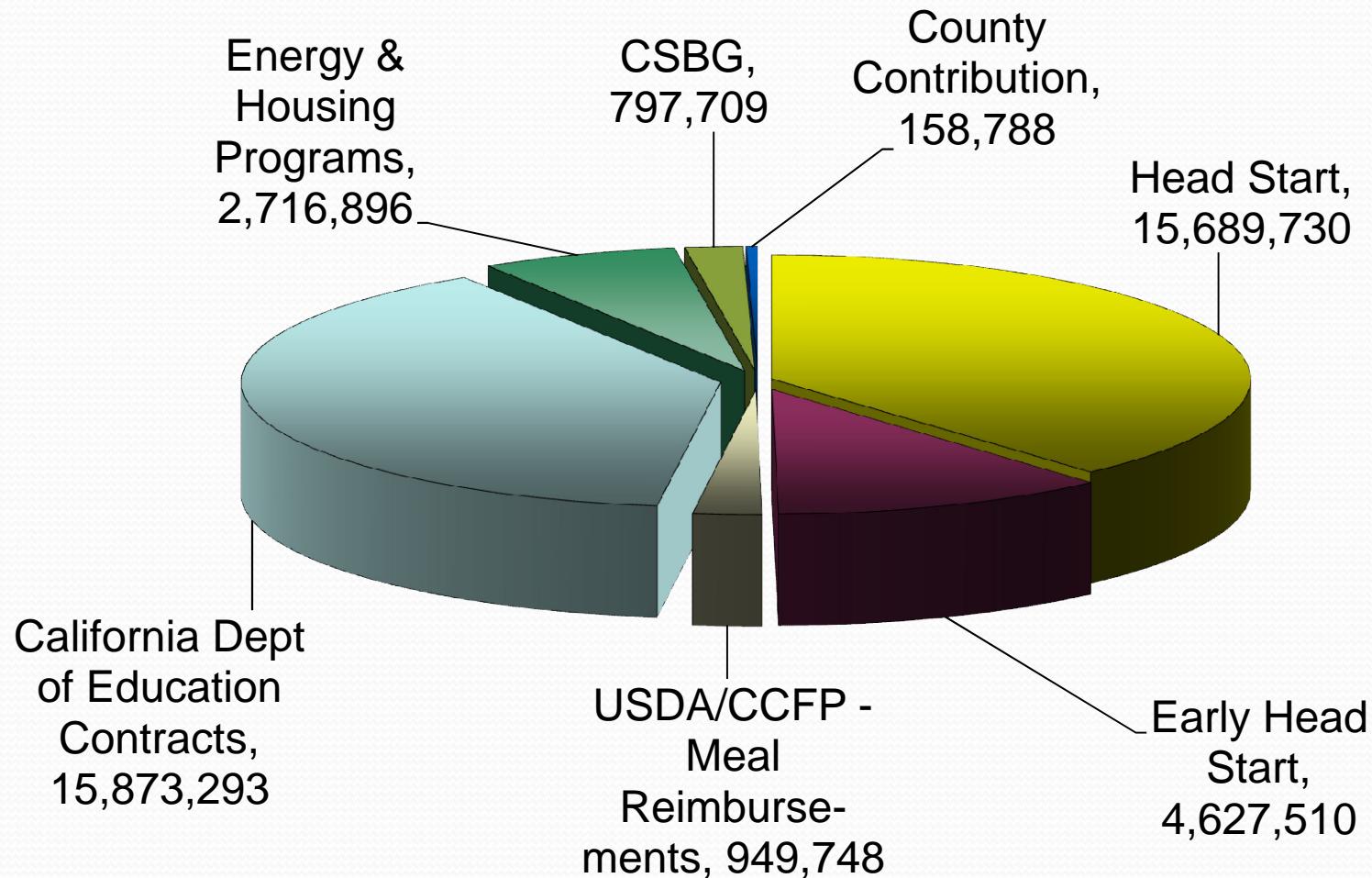
Happy 50th Head Start!

Clients Served 2014-15

Program	Number Served
Early Head Start (Pregnant Women and Children 0-5)	499
Head Start (Children 3-5)	1,781
California Dept. of Education Child Development Programs (Children 0-5)	1,922
Low Income Home Energy Assistance Program (All Ages)	5,622



Current Approved Funding

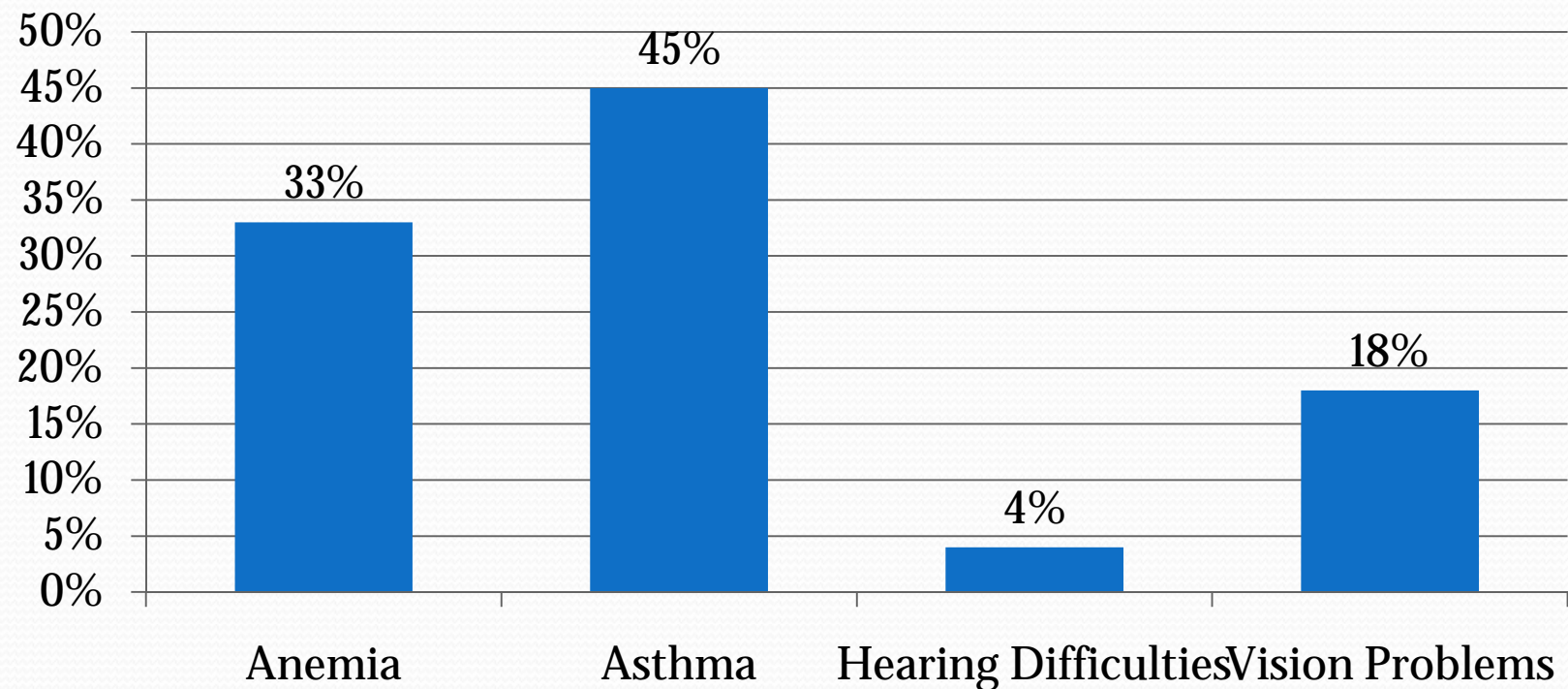


Race & Ethnicity 2014-15

Ethnicity	
Hispanic or Latin Origin	65%
Non-Hispanic or Non-Latino Origin	35%
Race	
American Indian or Alaskan Native	<1%
Asian	4%
Black or African American	21%
Native American or Pacific Islander	<1%
White	66%
Biracial/Multi-racial	8%

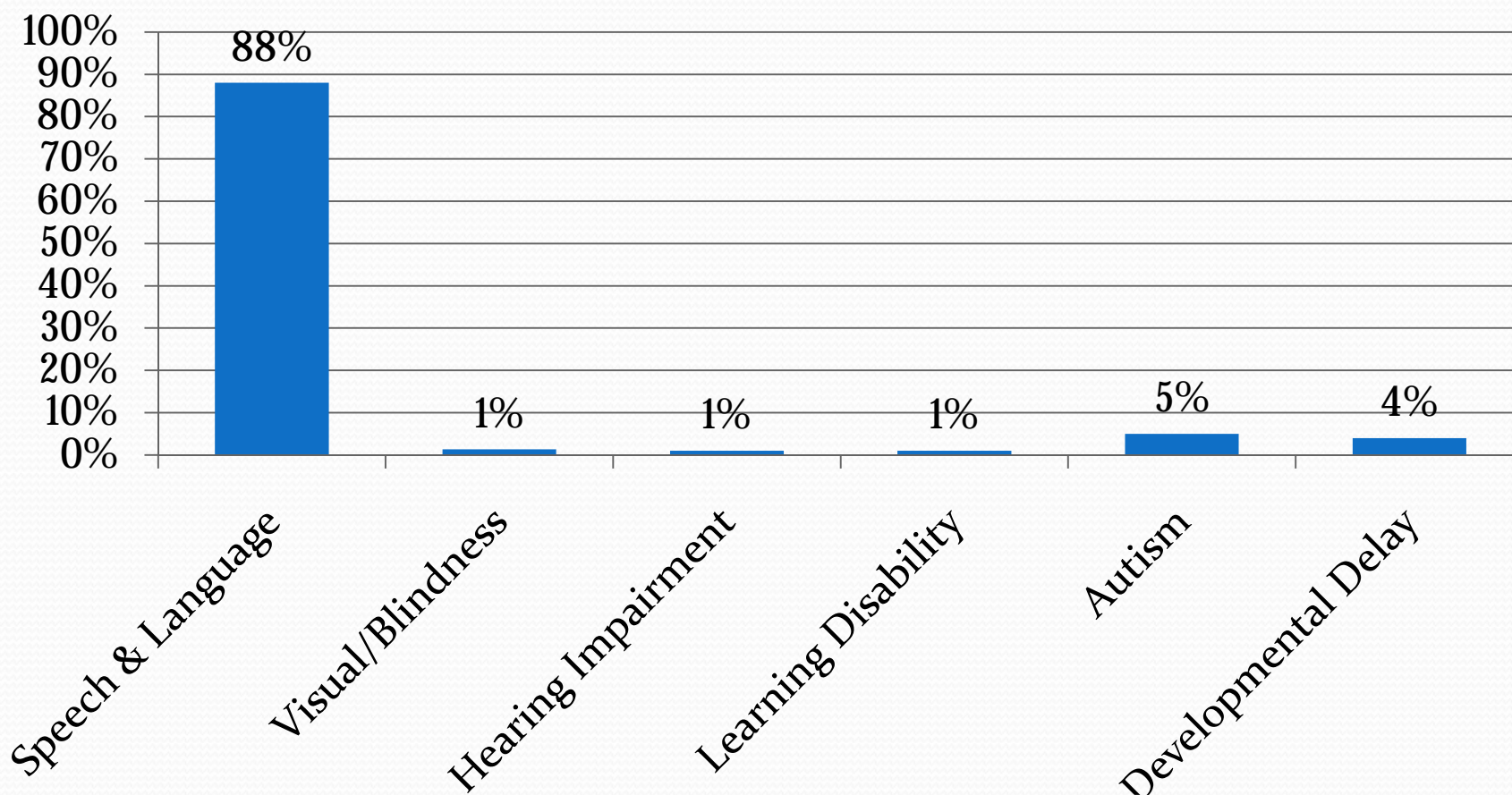
Health Impairments by Type 2014-15

Children with Health Impairments: 299/14.7%



Children with Disabilities by Type 2014-15

Children with Disabilities: 230/10.5%





Our Changing Community

- 23% increase in female-headed households;
- Impacted health system;
- Increased need for services in East, West and South counties;
- Childhood obesity rate increase in Pittsburg and Richmond;
- 38% of the 29% increased homeless in CC are families with children.

Key Outcomes 2014-15



Indicator	Number/ Percentage	
Nutritious Meals Served	100%	750,000
Teaching Staff with AA Degree or Higher	100%	(89% National average)
Children with Up-To-Date Immunizations	100%	(89% National Average)
Children With Health Insurance	99%	(96% National Average)
Children Showed School Readiness as Indicated in 5 Domains	20%	Increase in Skills and Knowledge
Children with Disabilities Receiving Special Education Services	98%	(97% National Average)
Homeless Families who Found Housing	10.5%	(17% State-wide Average)

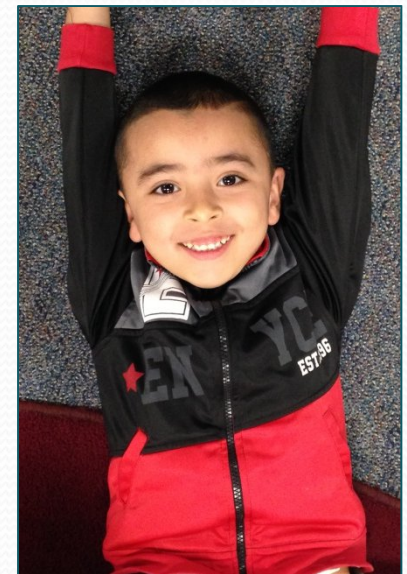
2015 Special Initiatives

- Adult and Child Literacy Programs
- Give Kids a Smile – Over 700 screened and treated this year
- Roll-out of RFID vests to all centers
- Second Step Social-Emotional Curriculum
- QRIS Partnership



2015 Accomplishments

- 3 Successful Federal Review events
- Successful new \$1.1 million grant and partnership with the Childcare Council to Support 52 children in family childcare providers
- Practice Based Coaching Model
- CSAC Innovation award for CLOUDS
- Policy Council Chair Veronica Covarrubias Named California Head Start Parent of the Year 2015



2015 Fiscal Audits

Agency	Purpose	Outcome
Office of Head Start	2014 Head Start & Early Head Start Fiscal Review	No findings
Macias, Gini & O'Connell (MGO)	FY 2013-2014 Single Audit	No findings
Badawi & Associates	FY 2014-15 State Child Development Audit	No findings
State Department of Community Services	CSBG Desk Audit	No findings
California Department of Community Services and Development	2014 Department of Energy Weatherization Assistance Program (WAP) and 2014 Low Income Home and Energy Assistance Program (LIHEAP)	3 findings related to programmatic requirements which were all resolved.

Community Action

CSBG funds are allocated to ten community based organizations/subcontractors in efforts to help them address issues of poverty

- Bay Area Legal Aid
- Bay Area Community Resources
- Contra Costa Clubhouse
- Ensuring Opportunity
- Food Bank of CC & Solano
- Loaves & Fishes of Contra Costa
- Monument Crisis Center
- Opportunity Junction
- Pivotal Point Youth
- RYSE Center, Inc.



CSB Grant funds are also allocated to the Clerical Assistant Trainee(CAT) program – an on the job training program for 18 low-income participants.

Hot Topics for 2016

- Head Start Performance Standards revisions
- Expansion and facilities space
- Transitional Kindergarten expansion
- State and Federal Funding





Thank you

