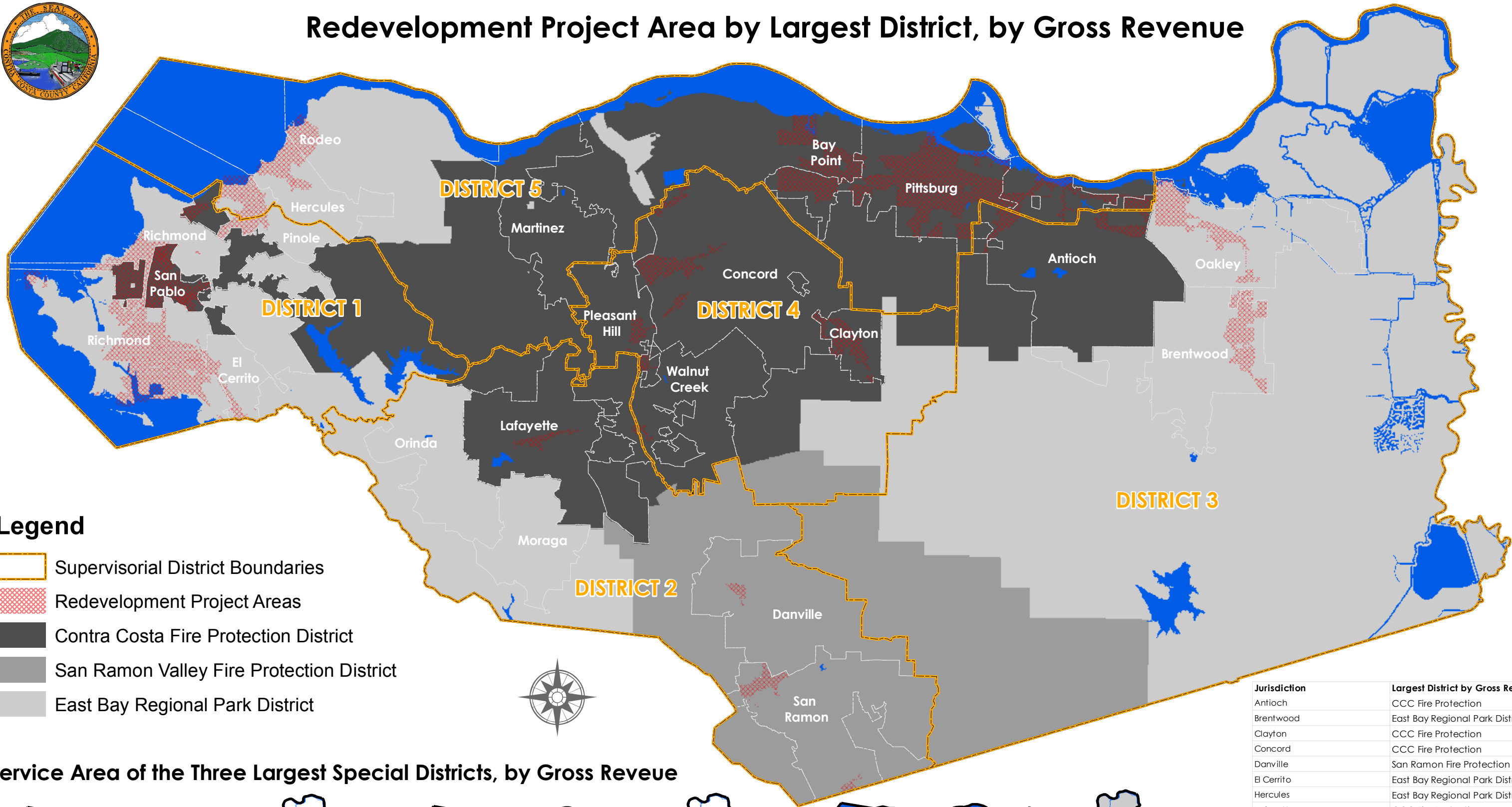




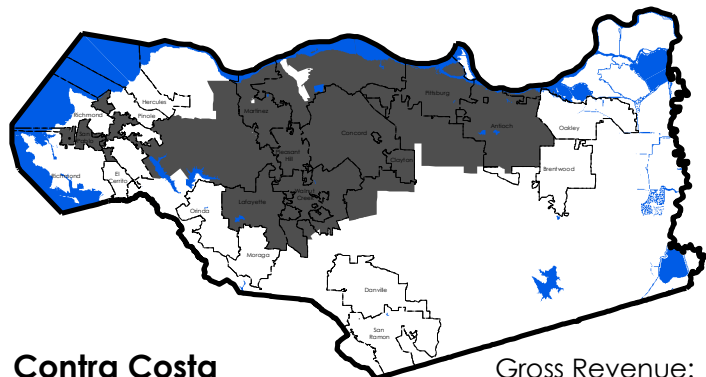
Redevelopment Project Area by Largest District, by Gross Revenue



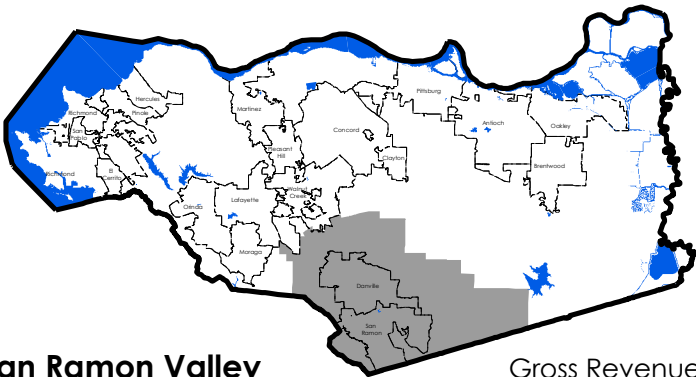
Legend

- Supervisorial District Boundaries
- Redevelopment Project Areas
- Contra Costa Fire Protection District
- San Ramon Valley Fire Protection District
- East Bay Regional Park District

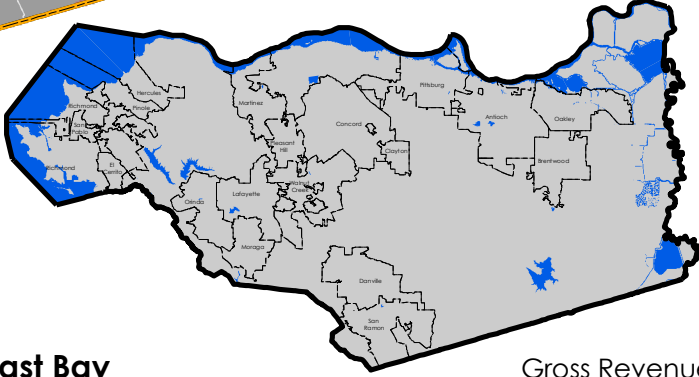
Service Area of the Three Largest Special Districts, by Gross Reveue



Contra Costa Fire Protection District
Gross Revenue: \$ 90,457,822.13



San Ramon Valley Fire Protection District
Gross Revenue: \$ 49,869,354.30



East Bay Regional Park District
Gross Revenue: \$ 41,168,307.23

Jurisdiction	Largest District by Gross Revenue
Antioch	CCC Fire Protection
Brentwood	East Bay Regional Park District
Clayton	CCC Fire Protection
Concord	CCC Fire Protection
Danville	San Ramon Fire Protection District
El Cerrito	East Bay Regional Park District
Hercules	East Bay Regional Park District
Lafayette	CCC Fire Protection
Martinez	N/A
Moraga	N/A
Oakley	East Bay Regional Park District
Orinda	N/A
Pinole	East Bay Regional Park District
Pittsburg	CCC Fire Protection
Pleasant Hill	CCC Fire Protection
Richmond	East Bay Regional Park District
San Pablo	CCC Fire Protection
San Ramon	San Ramon Fire Protection District
Unincorporated	CCC Fire Protection
Walnut Creek	East Bay Regional Park District